



# MİLLÎ EĞİTİM İSTATİSTİKLERİ

Örgün Eğitim

## National Education Statistics

Formal Education

2013/'14

ISBN 978-605



Resmî İstatistik Programı Yayınıdır.  
A Publication of Official Statistics Programme

T.C.  
MİLLÎ EĞİTİM BAKANLIĞI  
Republic of Turkey  
Ministry of National Education



**MİLLÎ EĞİTİM İSTATİSTİKLERİ**  
**Örgün Eğitim**  
**National Education Statistics**  
**Formal Education**  
**2013/'14**

**T.C. MİLLÎ EĞİTİM BAKANLIĞI STRATEJİ GELİŞTİRME BAŞKANLIĞI**  
MINISTRY OF NATIONAL EDUCATION STRATEGY DEVELOPMENT PRESIDENCY

**RESMÎ İSTATİSTİK PROGRAMI YAYINIDIR**  
A Publication of Official Statistics Programme

**Bu yayının 5846 Sayılı Fikir ve Sanat Eserleri Kanunu'na göre her hakkı Millî Eğitim Bakanlığına aittir. Gerçek veya tüzel kişiler tarafından izinsiz çoğaltılamaz ve dağıtılamaz**

Ministry of National Education reserves all the rights of this publication. Unauthorised duplication or distribution of this publication is prohibited under Law No: 5846

**Yayın içeriğine yönelik sorularınız için**

**For questions on the content of the publication**

**Tel: +90 (312) 417 11 57- 413 14 79 - 413 14 80 - 413 14 81  
413 14 82-413 14 83**

**İnternet** Internet  
<http://www.meb.gov.tr> <http://www.meb.gov.tr>  
<http://sgb.meb.gov.tr> <http://sgb.meb.gov.tr>

**E-posta** E-mail  
**sgb@meb.gov.tr** [sgb@meb.gov.tr](mailto:sgb@meb.gov.tr)

**ISSN  
1300-0993**

**Bu yayın, Türkiye İstatistik Kurumu'nun katkılarıyla Millî Eğitim Bakanlığı tarafından Resmi İstatistik Programı kapsamında hazırlanmıştır.**

This book is prepared by the Ministry of National Education with the contributions of Turkish Statistical Institute within the framework of Official Statistics Programme.

**Millî Eğitim Bakanlığı  
Türkiye İstatistik Kurumu**

Ministry of National Education  
Turkish Statistical Institute

**Millî Eğitim Bakanlığı Strateji Geliştirme Başkanlığı ve Bilgi İşlem Daire Başkanlığının katkılarıyla hazırlanan bu kitap, Bakanlık Makamının 08/05/2014 tarih ve 1843564 sayılı olurlarıyla Destek Hizmetleri Genel Müdürlüğüne 1.000 adet bastırılmıştır.**

This book which has been prepared by the Ministry of National Education, Presidency of Strategy Development with the contributions of Information Technology Department has been published in 1.000 copies by the General Directorate of Support Services aproval dated 08/05/2014 and numbered 1843564.

**ISBN 978-975-11-3808-8**

## ÖNSÖZ

## FOREWORD

Resmi İstatistik Programının yürürlüğe girmesiyle birlikte, Türkiye İstatistik Kurumu'nun yayınladığı verilerin yanı sıra, diğer kurum ve kuruluşlar tarafından üretilmesi ve yayınlanması öngörülen veriler, Programda yer alarak resmi istatistik olarak kabul edilecektir. Böylece ihtiyaç duyulan her alanda güvenilir veriler üretilmesi sağlanmış olacaktır.

2012–2016 Resmi İstatistik Programında Örgün Eğitim İstatistikleri'nin basılı yayın ve internet ortamında yıllık olarak yayınlanması sorumluluğu Bakanlığımıza verilmiştir.

Örgün eğitim; okul öncesi eğitimi, ilköğretim, ortaokul, ortaöğretim ve yükseköğretim kurumlarını kapsar. Ancak, Programda belirtildiği üzere yüksek öğretim istatistikleri Bakanlığımızın hazırladığı yayından bağımsız olarak Yüksek Öğretim Kurulu tarafından yayınlanmaktadır.

Örgün eğitimin, plan ve program hedeflerine uygun bir biçimde işlerlik kazanması, gerekli verilerin doğru, güvenilir ve analiz edilebilir şekilde derlenmesi ile mümkündür. Eğitim planlamasının uygulanabilirliği tam, doğru ve güvenilir istatistikî bilgilerin seri bir biçimde derlenmesi ve kullanıcılara aktarılması ile mümkün olacaktır. Bu amaçlar doğrultusunda hazırlanan bu yayın İstatistikî Bölge Birimleri Sınıflaması ve yerleşim yeri düzeyinde okul, öğrenci, öğretmen, mezun ve yeni kayıt öğrenci sayıları ile uluslararası karşılaştırmalar yapılabilmesi amacıyla bazı eğitim göstergelerini kapsamaktadır.

Yayının, karar vericilere, bilim insanlarına ve diğer ilgili tüm kullanıcılara yararlı olmasını diliyoruz.

With the entrance into force of the Official Statistics Programme, besides the data published by Turkish Statistical Institute, data anticipated be producing and publishing by other organizations and institutions will be included in the Programme and regarded as official statistics. Thus, requested reliable data on any field will be provided.

As stated in the 2012–2016 Official Statistics Programme, Ministry of National Education (MoNE) is responsible for the annual publication (hardcopy and online) of Formal Education Statistics.

Formal education; includes pre primary, primary school, lower secondary school, upper secondary and tertiary educational institutions. However, as stated in the Programme, tertiary statistics is published - independent of MoNE - by the Higher Education Council.

In order for formal education to operate in accordance with the goals of its plans and programmes, compiling relevant data in accurate, reliable and analyzable way is necessary. The applicability of educational planning will be possible through rapid compilation and transmission of implicit, accurate and reliable statistical data to users. The publication prepared for the purposes stated above includes number of new entrants, students, graduates and teachers by settlement according to Statistical Regions as well as certain internationally comparable educational indicators.

We hope that the publication will be beneficial for decision makers, academicians and all other users.

**Millî Eğitim Bakanlığı**  
Ministry of National Education



## İÇİNDEKİLER

## CONTENTS

	<b>Sayfa</b> Page	
<b>Önsöz</b>	<b>III</b>	<b>Foreword</b>
<b>İçindekiler</b>	<b>V</b>	<b>Contents</b>
<b>Tablo Listesi</b>	<b>VI</b>	<b>List of Tables</b>
<b>Simge ve Kısaltmalar</b>	<b>XI</b>	<b>Symbols and Abbreviations</b>
<b>Açıklama</b>	<b>XII</b>	<b>Explanation</b>
<b>İstatistikî Bölge Birimleri Sınıflaması</b>	<b>XXI</b>	<b>Statistical Regions</b>
<b>1. Millî Eğitim Bakanlığı Teşkilat Şeması</b>	<b>XXII</b>	<b>1. Structural Organization of The Ministry of National Education</b>
<b>2. Türk Millî Eğitim Sistemi Şeması</b>	<b>XXIV</b>	<b>2. Turkish National Education System</b>
<b>1. Eğitim Göstergeleri</b>	<b>1</b>	<b>1. Education Indicators</b>
<b>2. Örgün Eğitim, 2013/ '14</b>	<b>51</b>	<b>2. Formal Education, 2013/ '14</b>
Temel Eğitim (Okulöncesi)	<b>51</b>	Basic Education (Pre-Primary Education)
Temel Eğitim (İlkokul, Ortaokul)	<b>66</b>	Basic Education (Primary Education, Lower Secondary Education)
Ortaöğretim	<b>118</b>	Upper Secondary Education
<b>3. Burslu Öğrenciler ve Öğrenci Pansiyonları</b>	<b>207</b>	<b>3. Scholarship Students and Student Boarding Houses</b>
<b>4. Yüksek Öğrenim Kredi ve Yurtlar Kurumu Hizmetleri</b>	<b>212</b>	<b>4. Services Provided by Higher Education Loans and Dormitories Institution</b>
<b>5. Yurt Dışı Eğitim</b>	<b>216</b>	<b>5. Education Abroad</b>
<b>6. Öğretmen Evleri ve Akşam Sanat Okulları</b>	<b>222</b>	<b>6. Teachers Houses and Evening Art Schools</b>
<b>7. Bütçe</b>	<b>223</b>	<b>7. Budget</b>
<b>8. Yatırım</b>	<b>229</b>	<b>8. Investment</b>

**Tablo Listesi**

<b>1</b>	<b>Eğitim Göstergeleri</b>	
1.1	Öğretim yılı ve eğitim (5 yıllık zorunlu eğitim) seviyesine göre okullaşma oranı	<b>1</b>
1.2	Öğretim yılı ve eğitim seviyesine göre okullaşma oranı	<b>1</b>
1.3	İstatistikî Bölge Birimleri Sınıflaması 3. düzey ve eğitim seviyesine göre okullaşma oranı (2013-2014 öğretim yılı)	<b>2</b>
1.4	İstatistikî Bölge Birimleri Sınıflaması 3. düzey ve eğitim seviyesine göre okullaşma oranı (2012-2013 öğretim yılı)	<b>6</b>
1.5	Öğretim yılı ve eğitim (5 yıllık zorunlu eğitim) seviyesine göre cinsiyet oranı	<b>10</b>
1.6.a	Öğretim yılı ve eğitim seviyesine göre cinsiyet oranı	<b>10</b>
1.6.b	2013-2014 öğretim yılı ilköğretim (ilkokul+ortaokul) ve ortaöğretim il bazı cinsiyet oranı	<b>11</b>
1.7	Okul türü ve öğretim yılına göre okul / birim, öğretmen, öğrenci ve mezun olan öğrenci sayısı	<b>13</b>
1.8	Okul türü ve öğretim yılına göre okul, öğretmen, şube, öğrenci ve mezun olan öğrenci sayısı	<b>14</b>
1.9	2013 yılında ÖSYS okul türü ve öğrenim durumuna göre başvuran ve yükseköğretim programlarına yerleşen aday sayıları (sınavsız geçiş dahil)	<b>18</b>
1.10	İstatistikî Bölge Birimleri Sınıflaması 1. düzey ve eğitim seviyesine göre okul, şube, öğretmen ve derslik başına düşen öğrenci sayısı	<b>20</b>
1.11	İstatistikî Bölge Birimleri Sınıflaması 2. düzey ve eğitim seviyesine göre okul, şube öğretmen ve derslik başına düşen öğrenci sayısı	<b>21</b>
1.12	İstatistikî Bölge Birimleri Sınıflaması 3. düzey ve eğitim seviyesine göre okul, şube, öğretmen ve derslik başına düşen öğrenci sayısı	<b>22</b>
1.13	İstatistikî Bölge Birimleri Sınıflaması 3. düzey, yerleşim yeri ve eğitim seviyesine göre mezun olan öğrenci sayısı	<b>25</b>
1.14	İstatistikî Bölge Birimleri Sınıflaması 3 düzey, yerleşim yeri ve eğitim seviyesine göre yeni kayıt öğrenci sayısı	<b>30</b>
1.15	Özel Eğitim Kurumlarında okul, öğrenci, öğretmen ve derslik sayısı	<b>36</b>
1.16	Özel Öğretim Kurumlarında okul, öğrenci, öğretmen ve derslik sayısı	<b>37</b>
1.17	İstatistikî Bölge Birimleri Sınıflaması 1., 2. ve 3. düzey ve eğitim seviyesine göre okul, şube, öğrenci, öğretmen ve derslik sayısı	<b>38</b>

**List of Tables**

<b>1</b>	<b>Education Indicators</b>
1.1	Schooling ratio by educational year and level of education (5-year compulsory education)
1.2	Schooling ratio by educational year and level of education
1.3	Schooling ratio by Statistical Regions Levels 3 and level of education (the educational year 2013-2014)
1.4	Schooling ratio by Statistical Regions Levels 3 and level of education (the educational year 2012-2013)
1.5	Sex ratio by educational year and level of education (5-year compulsory education)
1.6.a	Sex ratio by educational year and level of education
1.6.b	The sex ratio of primary education (primary school+lower secondary school) and upper secondary education by provinces in 2013-2014 educational year
1.7	Number of schools / units, teachers, students and graduates by type of school and educational year
1.8	Number of schools, teachers, divisions, students and graduates by type of school and educational year
1.9	Number of applicants and appointed to tertiary education programmes in 2013 by school type and educational status (transition without examination is included)
1.10	Number of students per school, division, teacher and classroom by level of education according to Statistical Regions Levels 1
1.11	Number of students per school, division, teacher and classroom by level of education according to Statistical Regions Levels 2
1.12	Number of students per school, division, teacher and classroom by level of education according to Statistical Regions Level 3
1.13	Number of graduates by settlement place and level of education according to Statistical Regions Level 3
1.14	Number of new entrants by settlement place and level of education according to Statistical Regions Level 3
1.15	Number of schools, students, teachers and classroom in Special Education Institutions
1.16	Number of schools, students, teachers and classrooms in Private Education Institutions
1.17	Number of schools, divisions, students, teachers and classrooms by Statistical Regions Levels 1, 2, and 3 and level of education

1.18	Eğitim kurumlarının kademelere göre okul, öğrenci, öğretmen ve derslik sayısı	<b>50</b>	1.18	Number of schools, students, teachers and classrooms in education institutions by level of education
<b>2</b>	<b>Örgün Eğitim, 2013-2014</b>		<b>2</b>	<b>Formal Education, 2013-2014</b>
	<b>Okulöncesi Eğitim</b>			<b>Pre-Primary Education</b>
2.1	Okulöncesi eğitim kurumlarının okul türlerine göre okul, öğrenci, öğretmen ve derslik sayısı	<b>51</b>	2.1	Number of schools, students, teachers and classrooms by types of school in pre-primary education institutions
2.2	İstatistiki Bölge Birimleri Sınıflaması 3. düzey resmi - özel ayrımında, yerleşim yerine göre okul öncesi eğitim kurumlarında okul, öğrenci, öğretmen ve derslik sayısı	<b>52</b>	2.2	Number of schools, students, teachers and classrooms in public and private pre-primary education institutions by settlement place according to Statistical Regions Level 3
2.3	İstatistiki Bölge Birimleri Sınıflaması 3. düzey, yerleşim yerine göre okul öncesi eğitim kurumlarında okul, şube, öğrenci ve öğretmen sayısı	<b>62</b>	2.3	Number of schools, divisions, students and teachers in pre-primary education institutions by settlement place according to Statistical Regions Level 3
	<b>İlkokul, Ortaokul</b>			<b>Primary School, Lower Secondary School</b>
2.4.a	İlkokullarda okul türlerine göre okul, öğrenci, öğretmen ve derslik sayısı	<b>66</b>	2.4.a	Number of schools, students, teachers and classrooms in primary schools by types of school
2.4.b	Ortaokullarda okul türlerine göre okul, öğrenci, öğretmen ve derslik sayısı	<b>67</b>	2.4.b	Number of schools, students, teachers and classrooms in lower secondary schools by types of school
2.5.a	İstatistiki Bölge Birimleri Sınıflaması 3. düzey resmi - özel ayrımında, yerleşim yerine göre ilkokullarda, okul, öğrenci, öğretmen ve derslik sayısı	<b>68</b>	2.5.a	Number of schools, students, teachers and classrooms in public and private primary schools by settlement place according to Statistical Regions Level 3
2.5.b	İstatistiki Bölge Birimleri Sınıflaması 3. düzey resmi - özel ayrımında, yerleşim yerine göre ortaokullarda, okul, öğrenci, öğretmen ve derslik sayısı	<b>78</b>	2.5.b	Number of schools, students, teachers and classrooms in public and private lower secondary schools by settlement place according to Statistical Regions Level 3
2.6.a	İstatistiki Bölge Birimleri Sınıflaması 3. düzey, yerleşim yeri, sınıflara göre ilkokullarda, okul, şube ve öğrenci sayısı	<b>88</b>	2.6.a	Number of schools, divisions and students in primary schools by grade and settlement place according to Statistical Regions Levels 3
2.6.b	İstatistiki Bölge Birimleri Sınıflaması 3. düzey, yerleşim yeri, sınıflara göre ortaokullarda, okul, şube ve öğrenci sayısı	<b>96</b>	2.6.b	Number of schools, divisions and students in lower secondary schools by grade and settlement place according to Statistical Regions Levels 3
2.7.a	İstatistiki Bölge Birimleri Sınıflaması 3. düzey, yerleşim yeri ve doğum yıllarına göre ilkokullarda öğrenci sayısı	<b>104</b>	2.7.a	Number of students in primary schools by year of birth and settlement place according to Statistical Regions Levels 3
2.7.b	İstatistiki Bölge Birimleri Sınıflaması 3. düzey, yerleşim yeri ve doğum yıllarına göre ortaokullarda öğrenci sayısı	<b>108</b>	2.7.b	Number of students in lower secondary schools by year of birth and settlement place according to Statistical Regions Levels 3
2.8	İstatistiki Bölge Birimleri Sınıflaması 3. düzeye göre taşınmalı uygulaması yapılan ilkokul, ortaokul, okul ve öğrenci sayıları	<b>116</b>	2.8	Number of transporting and transported primary schools, lower secondary schools and students by Statistical Regions Levels 3

**VII**



**Ortaöğretim**

- 2.9 Ortaöğretim kurumlarının genel müdürlüklere göre okul, öğrenci, öğretmen ve derslik sayısı **118**
- 2.10 Ortaöğretim kurumlarında okul türlerine göre okul, öğrenci, öğretmen ve derslik sayısı **119**
- 2.11 İstatistiki Bölge Birimleri Sınıflaması 3. düzey, ortaöğretimde resmi ve özel ayrımında yerleşim yeri, okul, öğrenci, öğretmen ve derslik sayısı **122**
- 2.12 İstatistiki Bölge Birimleri Sınıflaması 3. düzey, yerleşim yeri ve sınıflara göre ortaöğretimde okul, şube ve öğrenci sayısı **146**
- 2.13 İstatistiki Bölge Birimleri Sınıflaması 3. düzey yerleşim yeri ve doğum yıllarına göre ortaöğretimde öğrenci sayısı **170**
- 2.14 İstatistiki Bölge Birimleri Sınıflaması 3. düzeye göre taşınmalı ortaöğretim yapılan öğrenci sayıları **204**
- 2.15 Öğretim yılına göre mesleki ve teknik ortaöğretim mezunlarının toplam ortaöğretim mezunları içindeki oranı **206**

**3 Burslu Öğrenciler ve Öğrenci Pansiyonları**

- 3.1 Öğretim dairelerine göre burslu öğrenci sayısı, 2006-2013 **207**
- 3.2 İlköğretim ve ortaöğretim kurumlarında burslu öğrenci sayısı **207**
- 3.3 Öğretim dairelerine göre pansiyon sayısı, pansiyon kapasitesi ve pansiyonlarda kalan öğrenci sayısı **208**
- 3.4 İstatistiki Bölge Birimleri Sınıflaması 3. düzeye göre resmi pansiyonlu okullarda kalan öğrenci sayısı ve pansiyon kapasitesi **208**
- 3.5 İstatistiki Bölge Birimleri Sınıflaması 3. düzeye göre özel öğrenci yurtlarında kalan öğrenci sayısı ve yurt kapasitesi **209**
- 3.6 Ortaöğretim ve yükseköğretim özel öğrenci yurtları ile öğrenci sayısı **210**
- 3.7 Özel öğrenci yurtlarının sayısı, yatak kapasitesi ve yurtta kalan öğrenci sayısı **210**
- 3.8 Yerleşim yerine göre özel öğrenci yurtlarının sayısı **211**

**Upper Secondary Education**

- 2.9 Number of schools, students, teachers and classrooms in secondary education institutions by general directorate
- 2.10 Number of schools, students, teachers and classrooms in secondary education institutions by school type
- 2.11 Number of schools, students, teachers and classrooms in public and private secondary education institutions by settlement place according to Statistical Regions Level 3
- 2.12 Number of schools, divisions and students in secondary education by grade and settlement place according to Statistical Regions Levels 3
- 2.13 Number of students in secondary education by year of birth and settlement place according to Statistical Regions Levels 3
- 2.14 Number of students transporting secondary school by Statistical Regions Level 3
- 2.15 The ratio of graduates from vocational and technical secondary education to total graduates from secondary education according to education years

**3 Scholarship Students and Student Boarding Houses**

- 3.1 Number of scholarship students by General Directorate/Department, 2006-2013
- 3.2 Number of scholarship students in primary and secondary education institutions
- 3.3 Number of student boarding houses, their capacities and students in boarding houses by General Directorate/Department
- 3.4 Number of public dormitories, their capacities and students in public dormitories by Statistical Regions Levels 3
- 3.5 Number of private dormitories, their capacities and students in private dormitories by Statistical Regions Levels 3
- 3.6 Number of private dormitories and students in dormitories for secondary and tertiary education
- 3.7 Number of private dormitories, their bed capacity and students in dormitories
- 3.8 Number of private dormitories by settlement place

**VIII**

3.9	İlköğretim ve ortaöğretim öğrencilerinin yurtiçi burs ücreti ( 2002-2013)	<b>211</b>	3.9	Domestic study grants of students in primary and secondary education (2002-2013)
<b>4</b>	<b>Yüksek Öğrenim Kredi ve Yurtlar Kurumu Hizmetleri</b>		<b>4</b>	<b>Services Provided by Higher Education Loans and Dormitories Institution</b>
4.1	Yüksek Öğrenim Kredi ve Yurtlar Kurumundan burs, öğrenim ve katkı kredisi alan öğrenci sayısı ve kredi miktarı	<b>212</b>	4.1	Number of students receiving study grant, loan and contribution from Higher Education Loans and Dormitories Institution and the amount of loan
4.2	Yüksek Öğrenim Kredi ve Yurtlar Kurumuna bağlı yurtlar ve kapasiteleri	<b>212</b>	4.2	Number of dormitories dependent on Higher Education Loans and Dormitories Institution and their capacities
4.3	İl ve ilçelere göre Yüksek Öğrenim Kredi ve Yurtlar Kurumuna bağlı yurtlarda barınan öğrenci sayısı ile yurt kapasitesi	<b>213</b>	4.3	Number of students in dormitories dependent on Higher Education Loans and Dormitories Institution and the capacities of dormitories by province and district
<b>5</b>	<b>Yurt Dışı Eğitim</b>		<b>5</b>	<b>Education Abroad</b>
5.1	Türk Cumhuriyetleri ile Türk ve Akraba Topluluklarında açılan öğretim kurumları ile Türkiye Türkçesi Eğitim Öğretim Merkezlerinde öğrenci, idareci ve öğretmenler	<b>216</b>	5.1	Number of students, managers and teachers in Turkish Education Centers and education institutions opened in Turkish Republics and communities of Turks and relatives
5.2	Ülkemizde hükümet burslusu olarak eğitim gören yabancı uyruklu öğrencilerin ülkelerine ve öğrenim düzeylerine göre sayısı	<b>217</b>	5.2	Number of foreign students by government according to their countries and levels of education
5.3	Ülkeler, öğrenim düzeyleri ve öğrenim dallarına göre yurt dışında öğrenim gören burslu öğrenciler	<b>221</b>	5.3	Scholarship students studying abroad by country, level of education and programme
<b>6</b>	<b>Öğretmen Evleri ve Akşam Sanat Okulları</b>		<b>6</b>	<b>Teachers Houses and Evening Art Schools</b>
6.1	İstatistiki Bölge Birimleri Sınıflaması 3. düzeye göre öğretmen evleri ve akşam sanat okulları ile öğretmen lokali sayısı	<b>222</b>	6.1	Number of Teacher's guest houses and clubs, and evening arts schools by Statistical Regions Levels 3
<b>7</b>	<b>Bütçe</b>		<b>7</b>	<b>Budget</b>
7.1	2014 Yılı Millî Eğitim Bakanlığı bütçesinin ekonomik sınıflandırmaya göre dağılımı ve 2013 yılı bütçe ödeneğine oranı	<b>223</b>	7.1	Allocation of the budget of Ministry of National Education for year 2014 by economic classification and it's ratio to net budget appropriation of year 2013
7.2	2014 Yılı Millî Eğitim Bakanlığı bütçesinin fonksiyonel sınıflandırılmaya göre dağılımı	<b>223</b>	7.2	Allocation of the Budget of Ministry of National Education for 2014 fiscal year by Functional Classification
7.3	Millî Eğitim Bakanlığı bütçe büyüklükleri	<b>223</b>	7.3	Budget of Ministry of National Education
7.4	Gayri Safi Yurt İçi Hasıla ile Konsolide/Merkezi Yönetim Bütçesinin Millî Eğitim Bakanlığı bütçesine oranları	<b>224</b>	7.4	Ratio of MoNE's Budget in Gross Domestic Product and Consolidated /Central Government Budget

7.5	2014 yılı Yüksek Öğretim Kurulu, üniversiteler ve yüksek teknoloji enstitüleri bütçelerinin 2013 yılı bütçesine oranı	<b>225</b>	7.5	Ratio of 2014 budgets of Higher Education Council, universities and high technology institutes to 2013 budget
7.6	MEB ile YÖK+Üniversiteler bütçesinin Gayri Safi Yurt İçi Hasıla ile Konsolide /Merkezi Yönetim bütçe içindeki payları	<b>225</b>	7.6	Proportions of Budgets of MoNE and HEC +Universities in Gross Domestic Product and Consolidated/ Central Government Budget
7.7	YÖK, üniversite ve ileri teknoloji enstitülerinin ekonomik sınıflandırmaya göre 2014 yılı bütçesi	<b>226</b>	7.7	2014 budget of HEC, universities and high technology institutes by economic classification
<b>8</b>	<b>Yatırım</b>		<b>8</b>	<b>Investment</b>
8.1	Konsolide bütçe yatırımlarından Milli Eğitim Bakanlığı yatırımlarına ayrılan pay	<b>229</b>	8.1	Proportion of MoNE's Investments in Consolidated Budget Investments
8.2	MEB yatırım bütçesinin Gayri Safi Yurtiçi Hâsıla ve konsolide bütçeye oranları	<b>229</b>	8.2	Ratio of investment budget of MoNE in Gross Domestic Product and Consolidated budget
8.3	Milli Eğitim Bakanlığı bütçesinden yatırımlara ayrılan pay	<b>230</b>	8.3	Proportion of investments in the budget of MoNE
8.4	2003-2013 yılları arasında yapılan derslik sayısı	<b>230</b>	8.4	Number of classrooms built between 2003-2013
8.5	Halkın ve İl Özel İdarelerinin eğitime katkıları	<b>231</b>	8.5	Provincial Private Administrations' and Individuals' Support to Education
8.6	2014 Yılında tahsisi öngörülen yatırım ödenekleri	<b>232</b>	8.6	Investment appropriations foreseen to be allocated in 2014
8.7	2013 Yılı Milli Eğitim Bakanlığı biten yatırımlarının projelere göre dağılımı	<b>233</b>	8.7	Allocation of completed investments of MoNE in year 2013 by projects

**Simge ve Kısaltmalar****Symbols and Abbreviations**

Bilgi yoktur	-	Denotes magnitude nil
01/10/2013 ile 31/09/2014 arasındaki öğrenim dönemi	<b>2013-2014</b>	Education period from 01/10/2013 to 31/09/2014
Türk Lirası	<b>TL</b>	Turkish Liras
Öğrenci Seçme ve Yerleştirme Merkezi	<b>ÖSYM</b>	Student Selection and Placement Centre
Öğrenci Seçme ve Yerleştirme Sınavı	<b>ÖSYS</b>	Student Selection and Placement Examination
Yüksek Öğrenim Kredi ve Yurtlar Kurumu	<b>YURTKUR</b>	Higher Education Loans and Dormitories Institution
Türkçe Öğretim Merkezi	<b>TÖMER</b>	Turkish Education Centre
Adrese Dayalı Nüfus Kayıt Sistemi	<b>ADNKS ABPRS</b>	Address-Based Population Register System
Uluslararası Standart Eğitim Sınıflaması	<b>ISCED 1997</b>	International Standard Classification of Education
Gayri Safi Yurtiçi Hasıla	<b>GSYH GDP</b>	Gross Domestic Product
İstatistikî Bölge Birimleri Sınıflaması	<b>İBBS SR</b>	Statistical Regions
Millî Eğitim Bakanlığı	<b>MEB MoNE</b>	Ministry of National Education
Yüksek Öğretim Kurulu	<b>YÖK HEC</b>	Higher Education Council
Türkiye İstatistik Kurumu	<b>TÜİK TurkStat</b>	Turkish Statistical Institute
Ayarlanmış İlköğretim Net Okullaşma Oranı	<b>ANER</b>	Primary Adjusted Net Enrollment Ratio
Akşam Sanat Okulu	<b>ASO EAS</b>	Evening Art School

**AÇIKLAMA****EXPLANATION****1. Giriş****1. Introduction****Türk Millî Eğitim Sisteminin Yapısı****Overall Structure Of Turkish National Education System**

1739 sayılı Millî Eğitim Temel Kanunu ile belirlenmiş olan Millî Eğitim Sistemi, "Örgün Eğitim" ve "Yaygın Eğitim" olmak üzere iki ana bölümden oluşmaktadır.

The National Education System, determined by National Education Basic Act No. 1739, consists of two main parts, namely "formal education" and "non-formal education".

**1.1 Örgün Eğitim****1.1 Formal Education**

Örgün eğitim; belirli yaş grubundaki ve aynı seviyedeki bireylere, amaca göre hazırlanmış programlarla, okul çatısı altında düzenli olarak yapılan eğitimidir.

Formal education is the regular education conducted within a school for individuals in a certain age group and at the same level, under programs developed in accordance with the purpose.

Örgün eğitim; okul öncesi, ilkokul, ortaokul, ortaöğretim ve yükseköğretim kurumlarını kapsar.

Formal education includes pre-primary, primary school, lower secondary school, upper secondary and higher education institutions.

**Okulöncesi Eğitim:** Okul öncesi eğitim; isteğe bağlı olarak zorunlu ilköğretim çağına gelmemiş, 3-5 yaş grubundaki çocukların eğitimini kapsar. Okul öncesi eğitim kurumları bağımsız ana okulları olarak kurulabildikleri gibi, gerekli görülen yerlerde ilköğretim okullarına bağlı ana sınıfları halinde veya ilgili diğer öğretim kurumlarına bağlı uygulama sınıfları olarak da açılmaktadır.

**Pre-Primary Education:** Pre-primary education; involves the education of children in the age group of 3 to 5 who have not reached the age of compulsory primary education, on an optional basis. Pre-primary education institutions may be established as independent kindergartens or, where considered necessary, as nursery classes within a primary education school or as practice classes affiliated to other related education institutions.

Okul öncesi eğitimin amacı; çocukların bedensel, zihinsel, duygusal gelişimini ve iyi alışkanlıklar kazanmasını, onların ilköğretime hazırlanmasını, koşulları elverişsiz çevrelerden gelen çocuklar için ortak bir yetişme ortamı sağlanmasını, Türkçenin doğru ve güzel konuşulmasını sağlamaktır.

The objective of pre-primary education is to ensure that children develop physically, mentally and emotionally and acquire good habits, that they are prepared for primary education, that a common environment of upbringing is provided for children who come from a disadvantaged background and that they speak Turkish properly and correctly.

Okul öncesi eğitim kurumları, bağımsız ana okulları olarak, örgün ve yaygın eğitim kurumları bünyesinde uygun fiziksel kapasiteye göre ana sınıfları ve uygulamalı sınıflar olarak açılmaktadır.

Pre-Primary education institutions are opened as independent kindergartens and as nursery classes and practical classes within formal and non-formal education institutions with suitable physical capacity.

**Yaz Okulu:** Okul öncesi eğitimi yaygınlaştırmak ve geliştirmek, çalışan anne-babanın taleplerini karşılamak amacıyla Okul öncesi Eğitim Programı doğrultusunda çocuklar için önem ve öncelik arz eden konuları kapsayan, okul öncesi eğitimden yararlanamayan 60-66 aylık çocuklara öncelik tanınarak yaz aylarında uygulanan eğitimidir.

**Summer Preschool:** The aim of summer school programme is to spread and develop pre-primary education and to meet the needs of families that are on work about their child care and education. Summer school programme is an education that covers the subjects which have importance and priority in pre-primary programmes and implemented in summer especially for children aged 60-66 months who can not continue pre-primary education.

**Gezici Sınıf:** Okul öncesi eğitimi yaygınlaştırmak ve geliştirmek amacıyla, maddi imkanları yetersiz ailelerin okul öncesi eğitim kurumlarına devam edemeyen 36-66 aylık çocukları için kuruma dayalı okul öncesi eğitimi uygulamasıdır.

**Mobile Classroom:** Aiming at developing pre-primary education, mobile classroom is an implementation to institution based pre-primary education for children of low-income families aged 36-66 months who cannot attend pre-primary education institutions.

Gezici sınıf projesi, Temel Eğitim Genel Müdürlüğü, il millî eğitim müdürlükleri, belediyeler ve üniversiteler arasında imzalanan protokolle sürdürülmektedir.

Mobile classroom project is carried out by General Directorate of Basic Education for provincial education directorates, municipalities and universities.

**İlköğretim Kurumları:** Mecburi ilköğretim çağı 6-13 yaş grubundaki çocukları kapsar. Bu çağ çocuğun 5 yaşını bitirdiği yılın eylül ayı sonunda başlar, 13 yaşını bitirip 14 yaşına girdiği yılın öğretim yılı sonunda biter.

İlköğretimin amacı; her Türk çocuğunun iyi birer vatandaş olabilmesi için, gerekli temel bilgi, beceri, davranış ve alışkanlık kazanmasını, millî ahlak anlayışına uygun olarak yetişmesini, ilgi, istidat ve kabiliyetleri yönünden hayata ve bir üst öğrenime hazırlanmasını sağlamaktır.

İlköğretim kurumları; dört yıl süreli ve zorunlu ilkokullar ile dört yıl süreli zorunlu ve farklı programlar arasında tercihe imkan veren ortaokullar ile imam hatip ortaokullarından oluşur.

Ortaokullar ile imam-hatip ortaokullarında lise eğitimini destekleyecek şekilde öğrencilerin yetenek, gelişim ve tercihlerine göre seçimlik dersler oluşturulur.

**Açık Öğretim Ortaokulu:** İlkokulu bitiren ancak herhangi bir nedenle ortaokula devam edememiş vatandaşlara yönelik olarak uzaktan öğretim yöntemi ile ortaokulu tamamlama olanağı sağlayan kurumdur. Sistem gereği şube ve öğretmen bulunmamaktadır.

**Ortaöğretim:** Ortaöğretim; ilköğretime dayalı, en az dört yıllık zorunlu, örgün veya yaygın öğrenim veren genel, mesleki ve teknik öğretim kurumlarının tümünü kapsar.

Ortaöğretimin amaç ve görevleri; Milli Eğitimin genel amaçlarına ve temel ilkelerine uygun olarak,

1. Bütün öğrencilere ortaöğretim seviyesinde asgari ortak bir genel kültür vermek suretiyle onlara kişi ve toplum sorunlarını tanımak, çözüm yolları aramak ve yurdun iktisadi sosyal ve kültürel kalkınmasına katkıda bulunmak bilincini ve gücünü kazandırmak,

2. Öğrencileri, çeşitli program ve okullarla ilgi, istidat ve kabiliyetleri ölçüsünde ve doğrultusunda yüksek öğretime veya hayata ve iş alanlarına hazırlamaktır. Bu görevler yerine getirilirken öğrencilerin istekleri ve kabiliyetleri ile toplum ihtiyaçları arasında denge sağlanır.

**Genel Ortaöğretim:** İlköğretime dayalı en az dört yıllık zorunlu eğitimle öğrencilere genel kültür kazandırmanın yanı sıra, ilgi, istek ve yetenekleri doğrultusunda yükseköğretime, hem yükseköğretime veya geleceğe hazırlayan eğitim öğretim sürecidir.

**Primary Education Institutions:** The compulsory primary school age involves in the age group of 6 to 13. The enrollment of this age group starts at the end of the month of September when child completed the age of 5, and finishes at the end of the educational year when child completed 13 and begins the age of 14.

The objective of primary education is to ensure that every Turkish child acquires the necessary knowledge, skills, behavior and habits to become a good citizen and is raised in accordance with the concept of national morals and that he/she is prepared for life and for the next level of education in accordance with his/her interests, talents and capabilities.

Primary education institutions are consist of the four-year and compulsory lower secondary schools four year and compulsory lower secondary schools which give opportunity to allow between different programmes, and lower secondary schools for imams and preachers.

The preferable lessons in type of supporting students' upper secondary education are consist of by students' ability, improvement and prefers in lower secondary schools and lower secondary schools for imams and preachers.

**Open Lower Secondary School:** It is the institution that provide the opportunity of completing lower secondary education to citizens who completed primary education but couldn't attend to lower secondary education because of any reason, by distance educational method. There are not any divisions and teachers in accordance with system.

**Upper Secondary Education:** Upper secondary education includes all the teaching institutions, general vocational and technical education institutions with at least four year compulsory formal or non-formal education, based on primary and lower secondary education.

The aims and duties of secondary education, in accordance with the general purposes and basic principles of National Education, are as follows;

1. Enabling all students to have the awareness and power to get to know the problems provided that giving culture on minimum common general level look for ways of solution and acquire the conscious of contributing to country's economical, social and cultural development and power.

2. Preparing students for higher education or for life and job fields in accordance with their interests, aptitude and abilities with various programs and schools. While these missions are accomplished, a balance is set between students' expectations and abilities and the needs of the society.

**General Secondary Education:** It is a four-year compulsory educational process that prepares students both for higher education and for the future according to their interests, expectations and abilities in addition to equipping them with world knowledge with an education based on primary education.

**Mesleki ve Teknik Ortaöğretim:** İlköğretime dayalı en az dört yıllık zorunlu eğitimle öğrencilere genel kültür kazandırmanın yanı sıra, ilgi, istek ve yetenekleri doğrultusunda yükseköğretime, hem yükseköğretime hem mesleğe veya geleceğe ve iş alanlarına hazırlayan eğitim öğretim sürecidir.

**Açık Öğretim Lisesi:** Yüz yüze eğitim yapan örgün eğitim kurumlarına devam edemeyen, örgün eğitim çağını geçiren ve liseye devam ederken açık öğretim lisesine geçmek isteyen öğrencilere hizmet vermektedir. Açık öğretim lisesinde ders geçme ve kredi sistemi ile öğretim verilmektedir. Sistem gereği şube, öğretmen bulunmamaktadır.

**Yükseköğretim:** Yükseköğretim; ortaöğretime dayalı, en az iki yıllık yüksek öğrenim veren eğitim kurumlarının tümünü kapsar.

Yükseköğretimin amaç ve görevleri, milli eğitimin genel amaçlarına ve temel ilkelerine uygun olarak,

1. Öğrencileri ilgi, istidat ve kabiliyetleri ölçüsünde ve doğrultusunda yurdumuzun bilim politikasına ve toplumun yüksek seviyede ve çeşitli kademelerdeki insan gücü ihtiyaçlarına göre yetiştirmek;
2. Çeşitli kademelerde bilimsel öğretim yapmak;
3. Yurdumuzu ilgilendirenler başta olmak üzere, bütün bilimsel, teknik ve kültürel sorunları çözmek için bilimleri genişletip derinleştirecek inceleme ve araştırmalarda bulunmak;
4. Yurdumuzun türlü yönde ilerleme ve gelişmesini ilgilendiren bütün sorunları, Hükümet ve kurumlarla da elbirliği etmek suretiyle öğretim ve araştırma konusu yaparak sonuçlarını toplumun yararlanmasına sunmak ve Hükümetçe istenecek inceleme ve araştırmaları sonuçlandırarak düşüncelerini bildirmek;
5. Araştırma ve incelemelerinin sonuçlarını gösteren, bilim ve tekniğin ilerlemesini sağlayan her türlü yayınları yapmak;
6. Türk toplumunun genel seviyesini yükseltici ve kamuoyunu aydınlatıcı bilimsel verileri sözle, yazı ile halka yaymak ve yaygın eğitim hizmetlerinde bulunmaktır.

Yükseköğretim kurumları;

- \* Üniversiteler
- \* Fakülteler
- \* Enstitüler
- \* Yüksekokullar
- \* Konservatuarlar
- \* Meslek yüksek okulları
- \* Uygulama ve araştırma merkezleridir.

**Vocational and Technical Secondary Education:** It is a four-year compulsory educational process that prepares students both for higher education and for the future as well as for an occupation and job fields according to their interests, expectations and abilities in addition to equipping them with world knowledge with an education based on primary education.

**Open Upper Secondary High School:** It offers education to students who are not able to attend formal educational institutions providing face-to-face education, who have completed the formal education stage in terms of age, and who want to follow an open upper secondary high school while attending upper secondary high school. Education is provided with a pass or fail and a credit system. There are not any classes and teachers as the system does not require them.

**Higher Education:** Higher education includes all the educational institutions which are based on secondary education, and which provide at least two years of higher education.

The aims and duties of secondary education, in accordance with the general purposes and basic principles of National Education, are as follows;

1. Train students according to our country's science policies and the need for labor in higher and various levels of the society in accordance with their interests, aptitude and abilities,
2. Providing scientific training at various levels,
3. Doing research exploring sciences in further detail in order to finding solutions to scientific, technical and cultural problems especially to ones related to our country,
4. Providing the society with the results on research focusing on our country's problems regarding its progress and development with the coordination of the government and institutions and giving opinion on the research the government asks for,
5. Publishing everything that shows the results of research and that enables science and technology to develop,
6. Providing educational services such as spreading scientific data that can improve the level of Turkish society and that can enlighten the public in written or oral form.

Higher education institutions are;

- Universities,
- Faculties,
- Institutes,
- Colleges
- Conservatories
- Vocational Colleges
- Center for Practice and Research

## 1.2 Yaygın Eğitim

Yaygın eğitim, örgün eğitim yanında veya dışında düzenlenen eğitim faaliyetlerinin tümünü kapsar. Yaygın eğitimin özel amacı, millî eğitimin genel amaçlarına ve temel ilkelerine uygun olarak, örgün eğitim sistemine hiç girmemiş olan veya herhangi bir kademesinde bulunan, ya da bu kademedен çıkmış vatandaşlara örgün eğitimin yanında veya dışında;

\*Okuma-yazma öğretmek, eksik eğitimlerini tamamlamaları için sürekli eğitim olanağı hazırlamak,

\*Bilimsel, teknolojik, ekonomik, sosyal ve kültürel gelişmelere uyumlarını kolaylaştırıcı eğitim olanağı sağlamak,

\*Millî kültür değerlerimizi koruyucu, geliştirici, tanıtıcı ve benimsetici nitelikte eğitim yapmak,

\*Toplu yaşama, dayanışma, yardımlaşma, birlikte çalışma ve örgütlenme anlayış ve alışkanlıkları kazandırmak,

\*Ekonominin gelişimi doğrultusunda ve istihdam politikasına uygun meslek edinmelerini sağlayıcı olanaklar hazırlamak,

\*Beslenme ve sağlıklı yaşam tarzını benimsetmek,

\*Çeşitli mesleklerde çalışanlara, gelişmeleri için gerekli bilgi ve becerileri kazandırmak,

\*Boş zamanlarını yararlı bir biçimde değerlendirme ve kullanma alışkanlıkları kazandırmak.

## 2. Yöntem

### Veri Derleme Şekli

Örgün eğitim istatistiklerinin derlenebilmesi ve yayımlanabilmesi için internet ortamında çalışan ve her eğitim seviyesi ile okul bazında bilgi girişi yapılabilen Millî Eğitim Bakanlığı Bilişim Sistemleri (MEBBİS), 2002/03 eğitim-öğretim yılında başlatılmıştır. Okul müdürlükleri aynı yılın öğretim yılı başı ve bir önceki yılın öğretim yılı sonu bilgilerini okul kayıtlarından almaktadır.

2008-2009 eğitim ve öğretim yılından itibaren okul öncesi ve ilköğretim öğrenci ve bina bilgileri **e-okul** modülünden, internet ortamından alınmaktadır.

2009-2010 eğitim ve öğretim yılından itibaren ortaöğretim öğrenci ve bina bilgileri **e-okul** modülünden, internet ortamından alınmaktadır.

## 1.2 Non-Formal Education

In accordance with the general objectives and basic principles of national education, the objectives of non-formal education, which covers citizens who have never entered the formal education system or are at any level of it or have left at that level, and which may accompany formal education or be independent of it are;

\*To teach citizens to read and write and to provide them with the possibility of continuous education so that they may complete their deficient education,

\*To provide them with the opportunity of education that shall help them in adjusting to scientific, technological, economic, social and cultural developments,

\*To provide an education that serves to protect, develop, promote and assimilate the values of our national culture,

\*To ensure that an understanding and habits for living together, solidarity, mutual assistance, working together and getting organized are acquired and assimilated,

\*To provide opportunities for citizens in non-formal education to gain a profession in accordance with the employment policies and in line with the development of the economy,

\*To promote a healthy way of life and healthy nutritional habits,

\*To provide people engaged in various professions with the necessary information and skills for further development,

\*To establish the habit of spending and using spare time productively.

## 2. Method

### Data Collection

In order for formal education statistics to be collected and published, Ministry of National Education launched the project named "MEBBİS" in the educational year 2002/03. School directors send their recorded data covering level of education to the computer centre of Ministry of National Education via internet. Data are taken from the school records at the beginning of the educational year and the end of the previous educational year.

Beginning from the educational year 2008-2009, data on students and buildings for pre-primary and primary education have been taken via internet from the **e-school** module.

Beginning from the educational year 2009-2010, data on students and buildings for secondary education have been taken via internet from the **e-school** module.



**e-Okul:** Millî Eğitim Bakanlığına bağlı okul/kurumlarda eğitim, öğretim ve yönetimle ilgili iş ve işlemlerin mevzuatına uygun olarak elektronik ortamda yürütüldüğü ve bilgilerin muhafaza edildiği sistemdir.

**e-School:** It is the system in which the work and the operations regarding education and administration in the schools/institutions depend on the Ministry of National Education are carried out and stored in accordance with regulations.

### İşbirliği Yapılan Kurumlar

Millî Eğitim Bakanlığı, Türkiye İstatistik Kurumu (TÜİK) ile ortak çalışılarak, veri taleplerindeki değişiklikler her yıl güncellenmektedir.

### Institutions in Collaboration

In order to collect data, and to publish formal education statistics, Ministry of National Education, Turkish Statistical Institute (TurkStat) will be in cooperation according to demands for every educational year.

### 3. Tanım ve Kavramlar

**Cinsiyet Oranı:** Belirli bir öğretim yılında ilgili öğretim türünün kız çocuk brüt okullaşma oranının, aynı öğretim yılında ilgili öğretim türünün erkek çocuk brüt okullaşma oranına olan göreceli büyüklüğünü göstermektedir. İki farklı göstergenin (brüt okullaşma oranlarının) birbirine oranlanmasıyla yapılan hesaplamanın 100 ile çarpılmasıdır.

### 3. Definitions and Concepts

**Student Sex Ratio:** It indicates the relative greatness of female gross schooling ratio as compared to male gross schooling ratio in a specific educational year and level of education. It is obtained by dividing the female gross schooling ratio by the male gross schooling ratio multiplied 100.

**Brüt Okullaşma Oranı:** İlgili öğrenim türündeki tüm öğrencilerin, ait olduğu öğrenim türündeki teorik yaş grubunda bulunan toplam nüfusa bölünmesi ile elde edilir.

**Gross Schooling Ratio:** It is obtained by dividing the total number of students in a specific level of education by the population in the theoretical age group.

A: Toplam öğrenci sayısı

A: Total number of students

B: Teorik yaş grubundaki toplam nüfus

B: Total population in the theoretical age group

$$\text{Brüt okullaşma oranı} = \frac{A}{B} \times 100$$

$$\text{Gross schooling ratio} = \frac{A}{B} \times 100$$

**Net Okullaşma Oranı:** İlgili öğrenim türündeki teorik yaş grubunda bulunan öğrencilerin, ait olduğu öğrenim türündeki teorik yaş grubunda bulunan toplam nüfusa bölünmesi ile elde edilir.

**Net Schooling Ratio:** It is obtained by dividing the number of students of a theoretical age group enrolled in a specific level of education by the population in that age group.

A: Teorik yaş grubundaki öğrenci sayısı

A: Number of students in the theoretical age group

B: Teorik yaş grubundaki toplam nüfus

B: Total population in the theoretical age group

$$\text{Net okullaşma oranı} = \frac{A}{B} \times 100$$

$$\text{Net schooling ratio} = \frac{A}{B} \times 100$$

Öğrencilerin bitirdiği yaş temel alınarak; okul öncesi teorik yaş 3-5, ilkokulda teorik yaş 6-9, ortaokulda teorik yaş 10-13, ortaöğretimde teorik yaş 14-17, yükseköğretimde teorik yaş 18-22 olarak kabul edilmiştir.

The theoretical age groups on pre-primary school as 3-5, on primary school as 6-9, on secondary school as 10-13, on high school 14-17 and on higher education 18-22 on the basis of the completed age of students.

**Ayarlanmış Net Okullaşma Oranı:** Eğitim kademesi yaş grubunda olup ta, farklı eğitim kademesine devam eden toplam öğrencinin ilgili eğitim kademesi çağ nüfusuna oranıdır.

**Adjusted Net Enrolment Ratio (ANER):** It is the ratio of total student at the education level age group, but enrolled in a different education level to the population in the age group of the relevant education level.

**Derslik Başına Düşen Öğrenci Sayısı:** İstenilen eğitim kademesine ve İstatistikî Bölge Birimleri Sınıflaması seviyesine göre, toplam öğrenci sayısının toplam derslik sayısına bölünmesi ile elde edilen ve bir derslikteki ortalama öğrenci sayısını göstermektedir.

**Number of Students per Classroom:** It is the indicator which is obtained by dividing the total number of students by the total number of classrooms according to the level of education and the level in the classification of regional units for statistics and which shows the average number of students in a classroom.

**Öğretmen Başına Düşen Öğrenci Sayısı:** İstenilen eğitim kademesine ve İstatistikî Bölge Birimleri Sınıflaması seviyesine göre, toplam öğrenci sayısının toplam öğretmen sayısına bölünmesi ile elde edilen ve bir öğretmenin eğitim verdiği ortalama öğrenci sayısını gösteren göstergedir.

**Okul Başına Düşen Öğrenci Sayısı:** İstenilen eğitim kademesine ve İstatistikî Bölge Birimleri Sınıflaması seviyesine göre, toplam öğrenci sayısının toplam okul sayısına bölünmesi ile elde edilen ve bir okuldaki ortalama öğrenci sayısını gösteren göstergedir.

**Gayri Safi Yurtiçi Hasıla:** Bir ekonomide yerleşik olan üretici birimlerin belli bir dönemde yurtiçi faaliyetleri sonucu yaratmış oldukları tüm mal ve hizmetlerin üretim değerleri toplamından bu mal ve hizmetlerin üretimde kullanılan girdiler toplamının düşülmesi sonucu, Gayri Safi Yurtiçi Hasıla değerine, dış alım net faktör gelirleri değerinin eklenmesiyle Gayri Safi Milli Hasıla değerine ulaşılır.

**Konsolide Bütçe:** Konsolide bütçe, genel bütçe ve katma bütçelerin toplamına eşittir; ancak katma bütçeler, genel bütçeden katma bütçelere hazine yardımlarını da içerdiğinden, bu toplamdan hazine yardımları düşülür.

**Okul/ Kurum:** Milli Eğitim Bakanlığına bağlı veya ilgili olarak eğitim öğretim faaliyetlerinin sürdürüldüğü fiziki ve sanal mekânlardır.

**Şube:** Okulun aynı düzeydeki sınıflarından her hangi birisidir.

**Sınıf:** Öğrencilerin yıllık öğrenimine göre ayrıldıkları bölümlerden her biri.

**Derslik:** Öğrencilerin, bir öğretmenin gözetimi altında, anlatma, araştırma, küme çalışması vb. yollarla ve türlü eğitim araç ve gereçlerinden de yararlanarak ders yaptıkları yer, sınıf, dersane.

**Ders Yılı:** Derslerin başladığı tarihten, derslerin kesildiği tarihe kadar geçen süredir.

**Eğitim Kademesi:** Okul öncesi, ilkokul, ortaokul, ortaöğretim ve yükseköğretim seviyeleridir.

**Eğitim ve Öğretim Yılı:** Ders yılının başladığı tarihten, sonraki ders yılının başladığı tarihe kadar geçen süredir.

**Okul Türü:** Aynı eğitim kademesi içerisinde farklı program uygulayan okullardır.

**Eğitim Kurumu:** Öğrencilerin eğitim ve öğretimlerinin yapıldığı yer.

**Uzaktan Öğretim Kurumu:** Çeşitli nedenlerle öğrenimlerini sürdüremeyenlere her türlü iletişim araçları ile eğitim öğretim yapan kurumlardır.

**Number of Students per Teacher:** It is the indicator which is obtained by dividing the total number of students by the total number of teachers according to the level of education and the level in the classification of regional units for statistics and which shows the average number of students a teacher teaches.

**Number of Students per School:** It is the indicator which is obtained by dividing the total number of students by the total number of schools according to the level of education and the level in the classification of regional units for statistics and which shows the average number of students in a school.

**Gross Domestic Product:** Gross Domestic Product is a value which is equal to the sum of the values of all goods and services produced by residential institutional units engaged in domestic production activities in an economy in a given period of time, minus the total inputs which are used in the production of these goods and services. Gross National Product is Gross Domestic Product plus net factor incomes from the rest of the world.

**Consolidated Budget:** The consolidated budget equals the sum of the general budget and annexed budgets; however, since the annexed budgets cover the Treasury aid to annexed budgets from the general budget, the amount of Treasury aid is subtracted from the total.

**School/Institution:** They are the physical and virtual places where educational activities depending on or related to the Ministry of National Education are carried out.

**Division:** It is one of the any grades of the same level in the school.

**Grade:** It is the part students are divided into according to their years of education.

**Classroom:** It is the place where students learn by making use of techniques such as lecture, research, group work etc. and various educational equipment under the supervision of a teacher.

**Academic Year:** It is the period of time between the beginning and the end of the lessons.

**Level of Education:** It is the levels such as preschool, primary school, lower secondary school, upper secondary and higher education.

**Academic Year:** It is the period of time between the start of the academic year and the time the next one starts.

**School Type:** They are the schools which offer different programs at the same educational level.

**Educational Institution:** It is the place where students are educated.

**Distance Educational Institution:** They are the institutions that offer education with various means of communication to those who are not able to continue to their studies.

**Adrese Dayalı Nüfus Kayıt Sistemi:** 2006 yılında çıkarılan 5490 sayılı Nüfus Hizmetleri Kanunu ile ülkemizdeki nüfus sayımlarının da veri kaynağını oluşturacak yeni bir sistem kurulmuştur. Sistemin kurulmasına yönelik tüm çalışmalar, TÜİK koordinasyonunda il ve ilçelerde vali ve kaymakamların başkanlığında oluşturulan yürütme komiteleri marifetiyle gerçekleştirilmiştir. Bu çerçevede, önce ülkemizdeki tüm adres bilgilerinin kaydedildiği Ulusal Adres Veri Tabanı oluşturulmuştur. Daha sonra, bu adreslerde ikamet eden vatandaşlar T.C. kimlik numaraları, yabancı uyruklu kişiler ise pasaport numaraları aracılığıyla adrese ilişkilendirilerek kayıt altına alınmış ve Adrese Dayalı Nüfus Kayıt Sistemi (ADNKS) oluşturulmuştur. TÜİK tarafından kurulan ADNKS, 5490 sayılı Kanun gereği İçişleri Bakanlığı'na devredilmiştir.

**Resmî İstatistik Programı:** Resmî İstatistik Programı (RİP), resmî istatistiklerin üretimine ve yayımına ilişkin temel ilkeler ile standartları belirlemek, ulusal ve uluslar arası düzeyde ihtiyaç duyulan alanlarda güncel, güvenilir, zamanlı, şeffaf ve tarafsız veri üretilmesini sağlamak amacıyla 5429 sayılı Türkiye İstatistik Kanununa dayanılarak beş yıllık bir dönem için hazırlanmıştır. 'Resmî İstatistik Programı 2007-2011' ile Türkiye istatistik sisteminde programlı döneme geçilmiştir.

Bu programla, resmî istatistiklerin üretiminde ve yayımında karşılaşılan mükerrerlikler önlenecek, cevaplayıcı yükü azalacak, kamuda insan gücü ve kaynak tasarrufu sağlanacak ve resmî istatistiklere olan güven daha da artacaktır. Ayrıca, resmî istatistikler bir standarda kavuşturulmuş, sorumlu ve ilgili kurumlar tanımlanmış, hangi verinin hangi kurum tarafından, hangi yöntemle derleneceği ve hangi dönemler için ve ne zaman yayımlanacağı konularına açıklık getirilmiştir.

Programın yürürlüğe girmesiyle birlikte, TÜİK'in yayınladığı verilerin yanı sıra, RİP'te diğer kurum ve kuruluşlar tarafından üretilmesi öngörülen veriler resmî istatistik olarak kabul edilecektir. Böylece ihtiyaç duyulan her alanda güvenilir tek bir resmî istatistik üretilmesi sağlanmış olacaktır.

**İstatistikî Bölge Birimleri Sınıflaması:** Bölgeler arası gelişmişlik farklarının azaltılmasına yönelik olarak bölgelerin sosyo-ekonomik analizlerinin yapılması ve Avrupa Birliği (AB) ile karşılaştırılabilir veriler üretilmesi amacıyla AB bölgesel sınıflandırması olan SR kriterlerine göre tanımlanmıştır. Üç düzeyden oluşmaktadır. İlk aşamada idari yapıya uygun olarak 81 adet il 3. düzeyde bölge birimleri olarak tanımlanmıştır. Ekonomik, sosyal, kültürel ve coğrafi yönlerden benzer iller belirli bir nüfus büyüklüğü de dikkate alınarak gruplanması ile 26 adet 2. düzeyde bölge birimleri tanımlanmıştır. Yine aynı kriterlere göre 2. düzey bölge birimlerinin gruplanması sonucu 12 adet 1. düzeyde bölge birimleri tanımlanmıştır.

Bu sınıflandırma, 28/08/2002 tarih ve 2002/4720 sayılı Bakanlar Kurulu Kararı ile uygulanmaya başlanmıştır.

**Address-Based Population Register System:** With the entrance into force of Law No 5490 on Population Services in 2006, a new system which also formed the data source for the population censuses in Turkey has been established. All studies related to the establishment of the system have been realized by the executive committees established in provinces and districts under the chairmanship of governors and have been coordinated by TurkStat. In this framework, first of all, the National Address Database though which all address information in Turkey is stored has been developed. Subsequently, citizens residing in these addresses have been registered (Turkish citizens with their ID Number and foreign nationals with their passport number) and Address-Based Population Register System has been developed. The Address-Based Population Register System established by TurkStat has been attorned to the Ministry of Interior in accordance with Law No 5490.

**Official Statistical Program:** Official Statistical Program (OSP) has been prepared to determine the basic principles and standards regarding the production and dissemination of official statistics, to produce up-to-date, reliable, well-timed, transparent and objective data in the required fields at national and international levels based on the Turkish Statistics Law num. 5429 for a period of five years. With the launch of 'Official Statistical Program 2007-2011, a new programmed era in Turkish statistical system has started.

With this program the repetitions in the production and dissemination of statistics will be prevented, the load on the respondents will be reduced, there will be savings in labor force and resources in public offices and the reliability of official statistics will rise. Furthermore, official statistics have been standardized, responsible and concerning institutions have been identified, issues such as the use, ownership, method, timing and publishing of the data gathered have been clarified.

With the launch of the program, the data which are supposed to be collected from the other institutions within the OSP will be regarded as official statistics as well as the ones Turkish Statistics Association releases. Hence, only one official statistics will be produced in any required field.

**Statistical Regions :** It is defined according to the SR criteria, the EU regional classification, in order to make the socio-economic analyses of regions and to produce comparable data with the European Union so that the differences in terms of development among the regions will be reduced. It consists of three levels. In the first stage, 81 cities were identified as regional units at the third level due to the administrative structure. After the grouping of similar cities in terms of economic, social, cultural and geographical aspects as well as the population, 26 cities were identified as regional units at the second level. Finally, as a result of grouping the regional units at the second level with the same criteria in mind, 12 regional units were determined.

This classification was put into practice with the Council of Ministers' decision dated 28/08/2002 and numbered 2002/4720.

## Açıklama

Explanation

**Öğretmen:** Devletin eğitim, öğretim ve bununla ilgili yönetim görevlerini yürüten ihtisas sahibi kişidir.

**Teacher:** The person who is an expert and who performs the duties regarding education and administration assigned by the state.

**Öğrenci:** Öğrenim görmek amacıyla ders alan birey.

**Student:** The individual who is taught courses for studying.

**İkili Eğitim:** Aynı okulda ayrı öğrenci gruplarıyla sabah ve öğleden sonra yapılan eğitim ve öğretimdir.

**Double-shift Education:** It is the education provided for the same student groups in the same school in the morning and in the afternoon.

**Normal Eğitim:** Tam gün yapılan eğitimidir.

**One-shift Education:** It is the education provided throughout the whole day.

**Taşınmalı Eğitim:** Çeşitli nedenlerle birlikte okula erişimde sorunlar yaşayan ilkökul, ortaokul ve ortaöğretim öğrencilerinin belirlenen okullara günü birlik taşınarak eğitim ve öğretim görmelerini sağlamak amacıyla yapılan uygulamadır.

**Education with Transport:** It is the practice of transporting primary, lower secondary and upper secondary school students who have problems with access to the schools due to various reasons to certain schools on a daily basis with the aim of providing them with education.

**Birleştirilmiş Sınıf:** Birleştirilerek bir derslikte tek öğretmen tarafından okutulan birden fazla sınıftır.

**Joint Classes:** They are the classes which are combined and taught by a teacher.

**Anaokulu:** 36-66 ay çocuklarının eğitimi amacıyla açılan okuldur.

**Kindergarden Education:** It is the school which is active for the education of 36-66 month-old children.

**Ana sınıfı:** 60-66 ay çocuklarının eğitimi amacıyla örgün eğitim kurumları bünyesinde açılan sınıftır.

**Kindergarden Class:** It is the class which is active for the education of 60-66 month-old children in formal educational institutions.

**Uygulama sınıfı:** 36-66 aylık çocukların eğitimi amacıyla Millî Eğitim Bakanlığına bağlı okul öncesi eğitimle ilgili program uygulayan ortaöğretim kurumları bünyesinde açılan sınıftır.

**Application Class:** It is the class which is active for the education of 37-66 month-old children in upper secondary schools under the auspices of the Ministry of National Education where programs are offered in preschool education.

**Konservatuar:** Bünyesinde hazırlık birimleri olarak ilköğretim ve ortaöğretim kurumları da açılabilen müzik ve sahne sanatlarında sanatçı yetiştiren yüksekokuldur.

**Conservatory:** It is the college which can have primary and upper secondary schools as preparatory units and which trains artists for musical and performing arts.

**Rehberlik Araştırma Merkezi:** Rehberlik ve psikolojik danışma hizmetlerini sunan ve koordinesini sağlayan, özel eğitime ihtiyacı olan bireylerin eğitsel değerlendirme ve tanılama işlemlerini yaparak uygun eğitim ortamı ile programlara yönlendiren merkez.

**Research Center for Counseling:** It is the center which offers guidance and psychological counseling services along with their coordination and which guides individuals requiring special education to the programs with suitable conditions by doing their educational evaluation and identification.

**Bilim ve Sanat Merkezi:** Okul öncesi, ilköğretim ve ortaöğretim kurumlarına devam eden üstün veya özel yetenekli öğrencilerin örgün eğitim kurumlarındaki eğitimlerini aksatmayacak şekilde bireysel yeteneklerinin bilincinde olmalarını ve kapasitelerini geliştirerek en üst düzeyde kullanmalarını sağlamak amacıyla açılmış olan bağımsız özel eğitim kurumudur.

**Center for Science and Arts:** It is the independent special educational institution which is designed with the aim of having gifted students gain awareness of their individual talents, improve their potential and make the most of it without interrupting their education in formal educational institutions.

**Kaynaştırma Eğitimi:** Özel eğitime ihtiyacı olan bireylerin eğitimlerini, destek eğitim hizmetleri de sağlanarak akranlarıyla birlikte resmî veya özel örgün ve yaygın eğitim kurumlarında sürdürmelerini esasına dayanan özel eğitim uygulamalarıdır.

**Blended Education:** They are the special education practices based on the principle that individuals in need of special education should continue with their studies with their peers in state or private formal and informal educational institutions with the provision of supporting educational services.

## Açıklama

Explanation

**Özel Öğretim Kurumları:** 5580 sayılı Özel Öğretim Kurumları Kanunu hükümlerine göre açılan okul/kurumlardır.

**Private Education Institutions:** They are the schools/institutions under the provisions of the Private Education Institutions Law no. 5580.

**Yabancı Okullar:** Yabancılar tarafından açılmış özel okullardır.

**Foreign Schools:** They are the schools founded by foreigners.

**Azınlık Okulları:** Rum, Ermeni ve Musevî azınlıklar tarafından kurulmuş, Lozan Antlaşması ile güvence altına alınmış ve kendi azınlığına mensup Türkiye Cumhuriyeti uyruklu öğrencilerin devam ettiği okul öncesi eğitim, ilköğretim ve ortaöğretim özel okullardır.

**Minority Schools:** They are the private preschool, primary and upper secondary schools founded by Greek, Armenian and Jewish minorities and secured with the Treaty of Lausanne and to which students who are citizens of Republic of Turkey and who belong to those minorities attend.

**Dershane:** Öğrencileri; bir üst okulun veya yüksek öğretime giriş sınavlarına hazırlamak, istedikleri derslerde yetiştirmek ve bilgi düzeylerini yükseltmek amacıyla faaliyet gösteren özel öğretim kurumlarıdır.

**Private Schools:** They are the private institutions which have a role in preparing students for the exams of the upper stages, in helping them catch up with their courses and for raising their level of knowledge.

**Çeşitli (Muhtelif) Kurslar:** Kişilerin sosyal, kültürel ve meslekî alanlarda bilgi, beceri, yetenek ve deneyimlerini geliştirmek veya isteklerine göre serbest zamanlarını değerlendirmek üzere faaliyet gösteren özel öğretim kurumlarıdır.

**Miscellaneous Private Schools:** They are the private institutions which have a role in improving people's knowledge, skills, abilities and experiences in social, cultural and professional areas and enabling them to make use of their time as they like it.

**Özel Eğitim Okulu:** Özel eğitim gerektiren bireylere hizmet veren, özel olarak yetiştirilmiş personelin bulunduğu, geliştirilmiş eğitim programlarının uygulandığı özel öğretim kurumudur.

**Special Education School:** It is the private institution which provides services for individuals requiring special education, where the personnel are exclusively trained, and where special educational programs are implemented.

**Motorlu Taşıt Sürücüleri Kursu:** Motorlu taşıt sürücüsü yetiştirerek sınav sonucu sertifika veren ve trafik ile ilgili eğitim-öğretim yaptıran özel öğretim kurumlarıdır.

**School for Drivers:** They are the private institutions which train candidates, instruct them in traffic and give them certificates when they pass the written exam.

**Öğrenci Etüt Eğitim Merkezi:** Öğrencilerin, derslerine çalışmalarına, ödev ve projelerini yapmalarına yardımcı olan, ilgi, istek ve yetenekleri doğrultusunda çeşitli faaliyetlerin yürütüldüğü özel öğretim kurumlarıdır.

**Student Center for Self-study:** They are the private educational institutions which help students with their studies, homework, projects and which offer various activities in line with their interests, expectations and abilities.

**Özel Eğitim ve Rehabilitasyon Merkezi:** Özel eğitim gerektiren bireylerin konuşma ve dil gelişim güçlüğü, ses bozuklukları, zihinsel, fiziksel, duyuşsal, sosyal, duygusal veya davranış problemlerini ortadan kaldırmak ya da etkilerini en az seviyeye indirmek, yeteneklerini yeniden en üst seviyeye çıkarmak, temel öz bakım becerilerini ve bağımsız yaşam becerilerini geliştirmek ve topluma uyumlarını sağlamak amacıyla faaliyet gösteren özel öğretim kurumlarıdır.

**Center for Special Education and Rehabilitation:** They are the private educational institutions which function with the goal of eliminating problems resulting from difficulties in speaking and language development, voice defects, mental, physical, auditory, social, emotional deficiencies or behavioral disorders, taking their abilities to upper levels again, improving their self-care and independent living skills and ensuring their adaptation into the society.

## 4. Sınıflamalar

ISCED 1997 (Uluslararası Standart Eğitim Sınıflaması) ve İstatistik Bölge Birimleri Sınıflaması (İBBS) kullanılmaktadır.

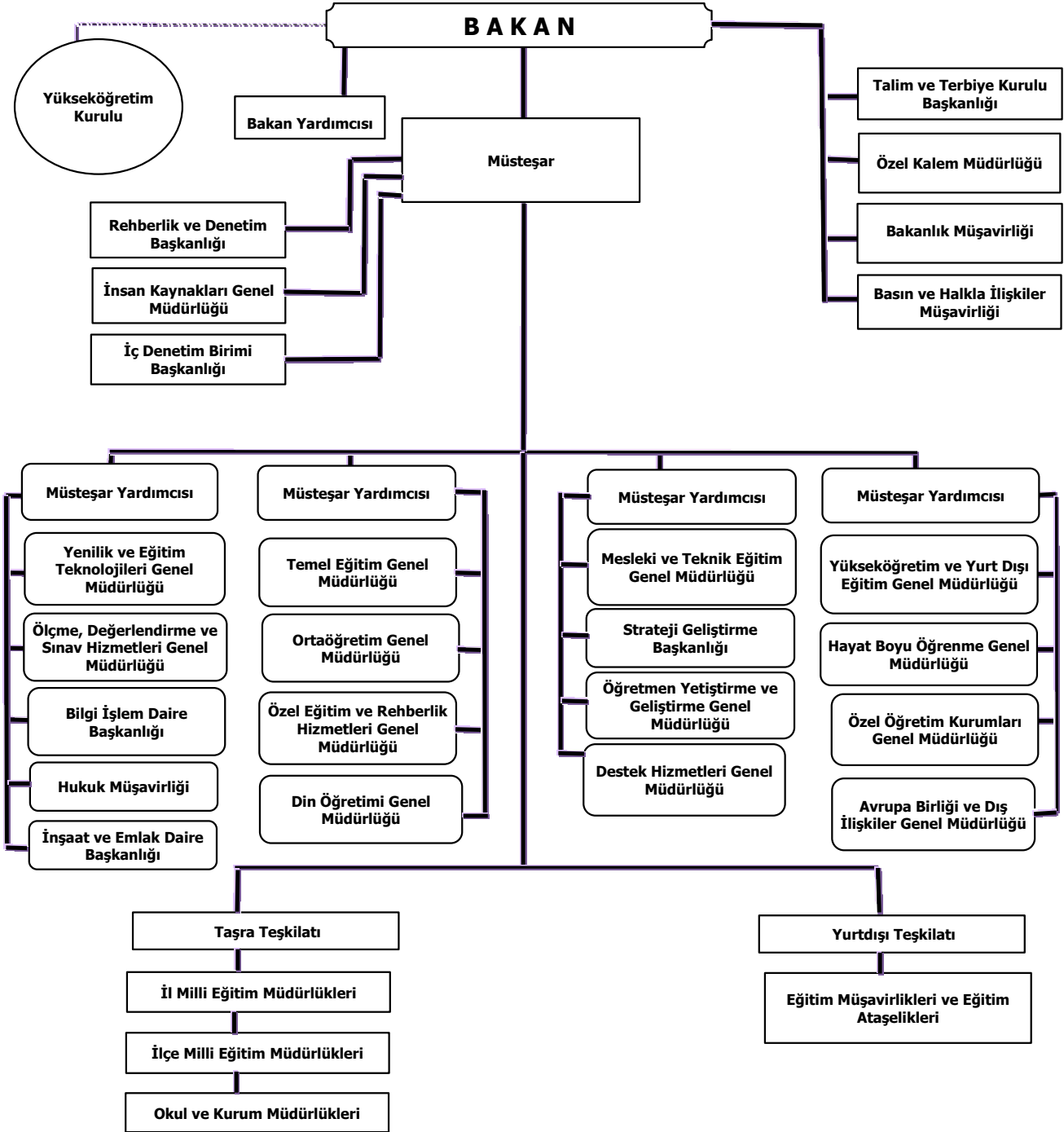
## 4. Classifications

ISCED 1997 (International Standard Classification of Education) and Statistical Regions (SR) are used for classification.

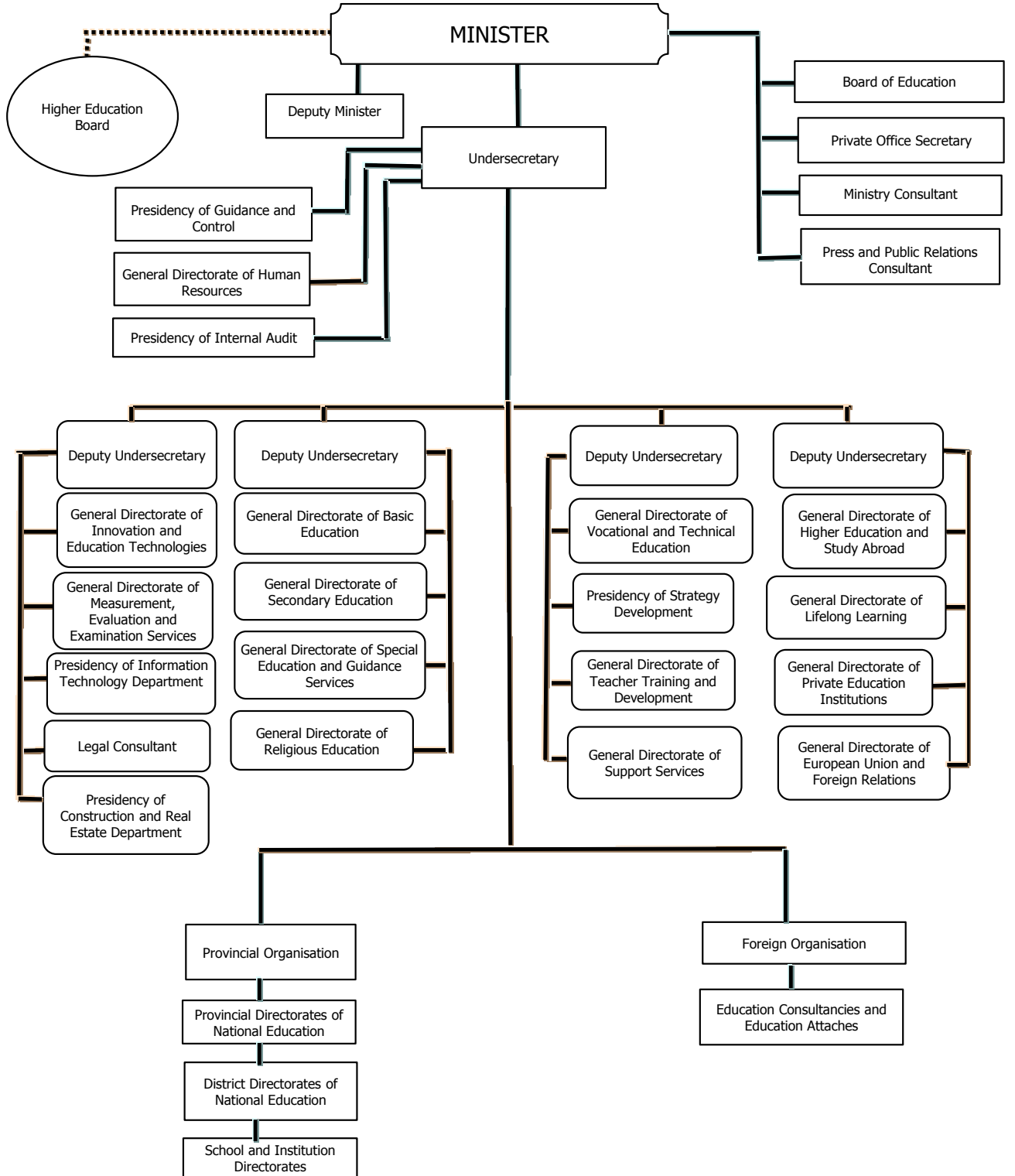
İstatistiki Bölge Birimleri Sınıflaması (İBBS)- Statistical Regions (SR)

1. Düzey Level 1	2. Düzey Level 2	3. Düzey Level 3	
<b>TR Türkiye - Turkey</b>			
<b>TR1</b>	<b>İstanbul</b>	<b>TR100</b> İstanbul	
<b>TR2</b>	<b>Batı Marmara</b>	(Tekirdağ, <b>TR211</b> Tekirdağ	
		<b>TR212</b> Edirne	
	<b>West Marmara</b>	(Balıkesir, <b>TR221</b> Balıkesir	
		<b>TR222</b> Çanakkale	
	<b>TR3</b>	<b>Ege Aegean</b>	<b>TR310</b> İzmir
			(Aydın, <b>TR321</b> Aydın
<b>TR322</b> Denizli			
<b>TR33</b>		(Muğla, <b>TR323</b> Muğla	
		(Manisa, <b>TR331</b> Manisa	
		Afyonkarahisar, <b>TR332</b> Afyonkarahisar	
		Kütahya, <b>TR333</b> Kütahya	
Uşak) <b>TR334</b> Uşak			
<b>TR4</b>		<b>Doğu Marmara</b>	(Bursa, <b>TR411</b> Bursa
			Eskişehir, <b>TR412</b> Eskişehir
	Bilecik ) <b>TR413</b> Bilecik		
	<b>East Marmara</b>	( Kocaeli, <b>TR421</b> Kocaeli	
		Sakarya, <b>TR422</b> Sakarya	
		Düzce <b>TR423</b> Düzce	
		Bolu, <b>TR424</b> Bolu	
Yalova ) <b>TR425</b> Yalova			
<b>TR5</b>	<b>Batı Anadolu</b>	( Ankara) <b>TR510</b> Ankara	
		( Konya, <b>TR521</b> Konya	
	<b>West Anatolia</b>	Karaman) <b>TR522</b> Karaman	
<b>TR6</b>	<b>Akdeniz Mediterranean</b>	( Antalya, <b>TR611</b> Antalya	
		Isparta, <b>TR612</b> Isparta	
		Burdur) <b>TR613</b> Burdur	
	<b>TR62</b>	(Adana, <b>TR621</b> Adana	
		Mersin) <b>TR622</b> Mersin	
	<b>TR63</b>	(Hatay, <b>TR631</b> Hatay	
		Kahramanmaraş <b>TR632</b> Kahramanmaraş	
		Osmaniye) <b>TR633</b> Osmaniye	
		<b>TR7</b>	<b>Orta Anadolu</b>
Aksaray, <b>TR712</b> Aksaray			
Niğde, <b>TR713</b> Niğde			
Nevşehir, <b>TR714</b> Nevşehir			
Kırşehir) <b>TR715</b> Kırşehir			
<b>Central Anatolia</b>	(Kayseri, <b>TR721</b> Kayseri		
	Sivas, <b>TR722</b> Sivas		
	Yozgat) <b>TR723</b> Yozgat		

1. Düzey Level 1	2. Düzey Level 2	3. Düzey Level 3	
<b>TR8</b>	<b>Batı Karadeniz</b>	(Zonguldak, <b>TR811</b> Zonguldak	
		Karabük, <b>TR812</b> Karabük	
		Bartın) <b>TR813</b> Bartın	
	<b>West Black Sea</b>	(Kastamonu, <b>TR821</b> Kastamonu	
		Çankırı, <b>TR822</b> Çankırı	
		Sinop) <b>TR823</b> Sinop	
		<b>TR83</b>	(Samsun, <b>TR831</b> Samsun
	Tokat, <b>TR832</b> Tokat		
	Çorum, <b>TR833</b> Çorum		
	Amasya) <b>TR834</b> Amasya		
<b>TR9</b>	<b>Doğu Karadeniz</b>	(Trabzon, <b>TR901</b> Trabzon	
		Ordu, <b>TR902</b> Ordu	
		Giresun, <b>TR903</b> Giresun	
		Rize, <b>TR904</b> Rize	
		Artvin, <b>TR905</b> Artvin	
		Gümüşhane) <b>TR906</b> Gümüşhane	
<b>TRA</b>	<b>Kuzeydoğu Anadolu</b>	(Erzurum, <b>TRA11</b> Erzurum	
		Erzincan, <b>TRA12</b> Erzincan	
		Bayburt ) <b>TRA13</b> Bayburt	
	<b>Northeast Anatolia</b>	(Ağrı, <b>TRA21</b> Ağrı	
		Kars, <b>TRA22</b> Kars	
		Iğdır, <b>TRA23</b> Iğdır	
		Ardahan ) <b>TRA24</b> Ardahan	
<b>TRB</b>	<b>Ortadoğu Anadolu</b>	(Malatya, <b>TRB11</b> Malatya	
		Elazığ, <b>TRB12</b> Elazığ	
		Bingöl, <b>TRB13</b> Bingöl	
		Tunceli ) <b>TRB14</b> Tunceli	
	<b>Centraleast Anatolia</b>	(Van, <b>TRB21</b> Van	
		Muş, <b>TRB22</b> Muş	
		Bitlis, <b>TRB23</b> Bitlis	
		Hakkari ) <b>TRB24</b> Hakkari	
<b>TRC</b>	<b>Güneydoğu Anadolu</b>	(Gaziantep, <b>TRC11</b> Gaziantep	
		Adıyaman, <b>TRC12</b> Adıyaman	
		Kilis ) <b>TRC13</b> Kilis	
	<b>Southeast Anatolia</b>	(Şanlıurfa, <b>TRC21</b> Şanlıurfa	
		Diyarbakır ) <b>TRC22</b> Diyarbakır	
	<b>TRC3</b>	(Mardin, <b>TRC31</b> Mardin	
		Batman, <b>TRC32</b> Batman	
Şırnak, <b>TRC33</b> Şırnak			
Siirt) <b>TRC34</b> Siirt			
<b>Toplam Total</b>	<b>12</b>	<b>26</b>	<b>81</b>

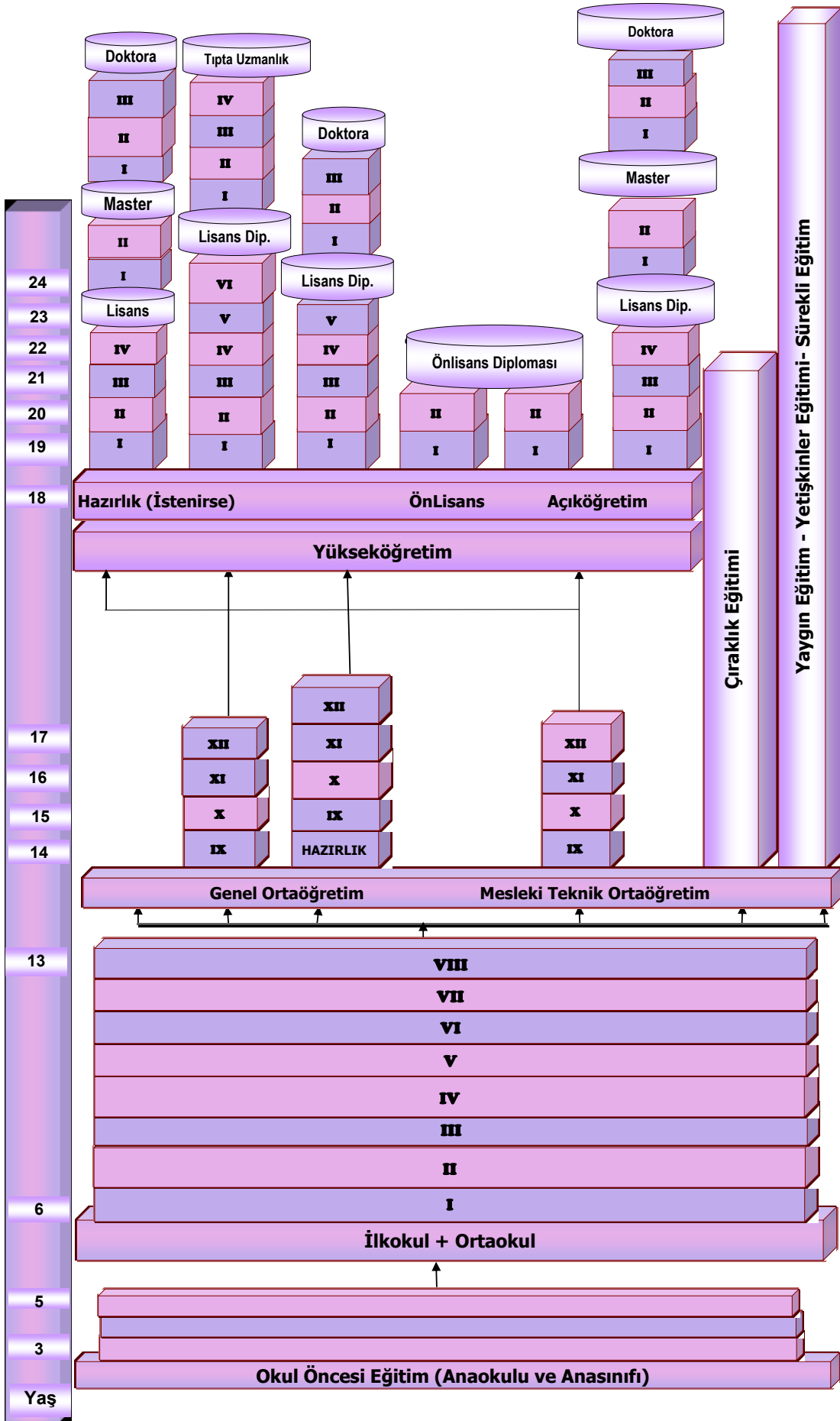


### 1. Millî Eğitim Bakanlığı Teşkilat Şeması

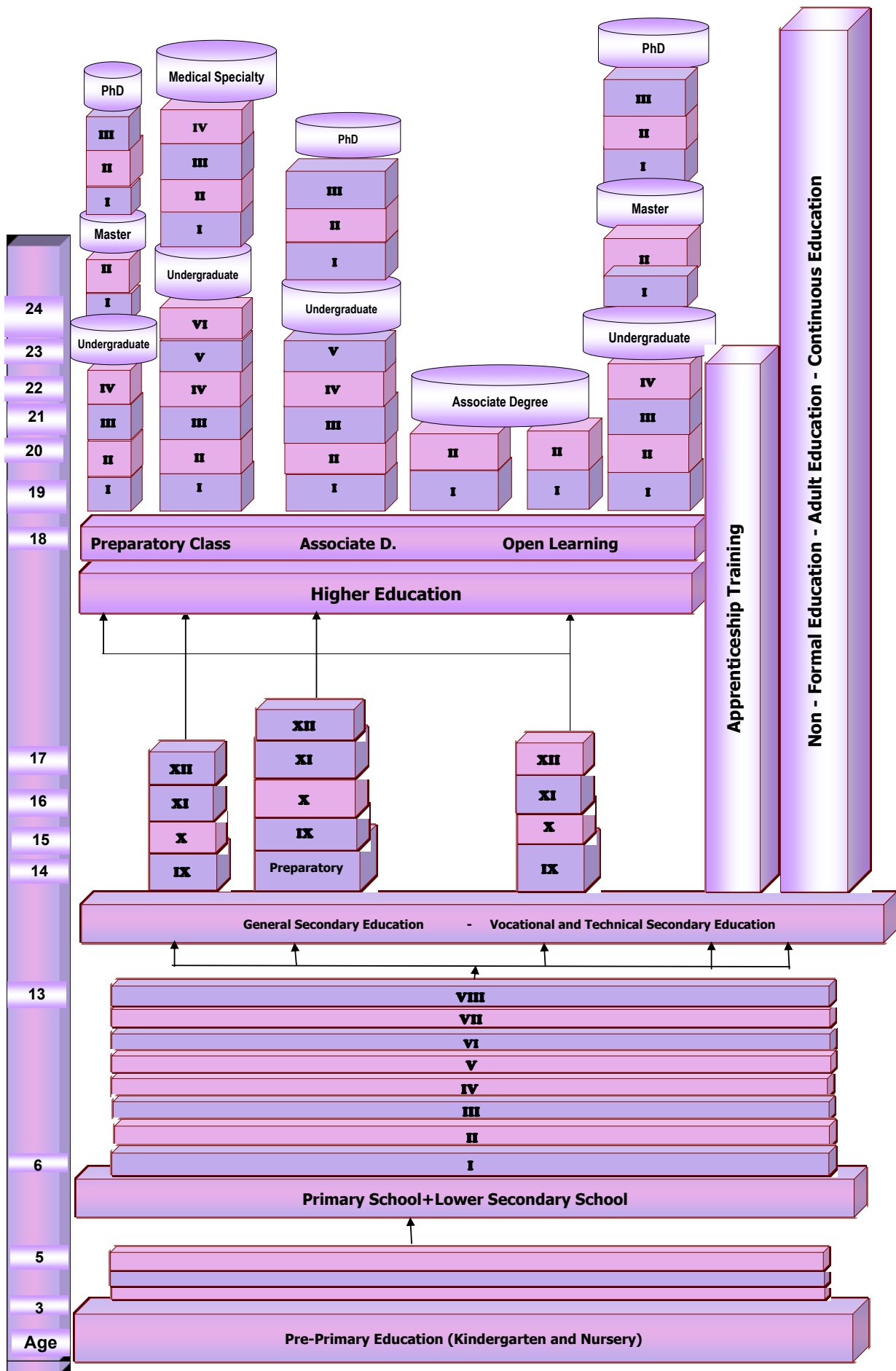


## 1. Structural Organization of The Ministry of National Education





## 2. Türk Millî Eğitim Sistemi



## 2. Turkish National Education System

**1.1 Öğretim yılı ve eğitim (5 yıllık zorunlu eğitim) seviyesine göre okullaşma oranı**  
 Schooling ratio by educational year and level of education (5-year compulsory education)

Öğretim Yılı Educational Year	Okullaşma Oranı Schooling Ratio	(%)											
		İlkokul Primary School			Ortaokul ve Dengi Junior High School and Equivalent			Lise ve dengi High School and Equivalent			Yükseköğretim Higher Education		
		Toplam Total	Erkek Males	Kadın Females	Toplam Total	Erkek Males	Kadın Females	Toplam Total	Erkek Males	Kadın Females	Toplam Total	Erkek Males	Kadın Females
1994/95	Brüt - Gross	97,02	99,50	94,38	65,85	78,14	52,98	50,90	61,20	40,15	17,76	21,40	13,95
	Net - Net	89,34	91,29	87,28	53,43	61,89	44,57	36,74	42,35	30,89	8,61	9,82	7,35
1995/96	Brüt - Gross	96,47	99,01	93,78	65,14	77,26	52,47	53,40	63,47	42,90	18,46	21,96	14,80
	Net - Net	88,93	90,94	86,79	53,09	61,51	44,30	38,74	44,05	33,21	9,35	10,57	8,07
1996/97	Brüt - Gross	96,68	99,69	93,55	64,73	76,12	52,78	52,62	61,64	43,19	19,25	23,65	15,83
	Net - Net	89,40	91,80	86,92	52,82	60,63	44,62	38,54	43,10	33,78	9,21	10,58	8,35

**1.2 Öğretim yılı ve eğitim seviyesine göre okullaşma oranı**  
 Schooling ratio by educational year and level of education

Öğretim Yılı Educational Year	Yaş -Age	(%)												
		Okul Öncesi <sup>(1)(2)</sup> Pre Primary Education <sup>(1)(2)</sup>			Okullaşma Oranı Schooling Ratio	İlköğretim <sup>(1)</sup> Primary Education <sup>(1)</sup>			Ortaöğretim Secondary Education			Yükseköğretim Higher Education		
		Toplam Total	Erkek Males	Kadın Females		Toplam Total	Erkek Males	Kadın Females	Toplam Total	Erkek Males	Kadın Females	Toplam Total	Erkek Males	Kadın Females
1997/98	3-5 Yaş	-	-	-	Brüt - Gross	89,51	96,26	82,43	52,79	60,20	44,97	19,52	22,92	15,95
	4-5 Yaş	-	-	-	Net - Net	84,74	90,25	78,97	37,87	41,39	34,16	10,25	11,28	9,17
1998/99	3-5 Yaş	-	-	-	Brüt - Gross	94,31	100,72	87,60	57,15	64,89	48,99	21,67	25,47	17,68
	4-5 Yaş	-	-	-	Net - Net	89,26	94,48	83,79	38,87	42,34	35,22	10,76	11,81	9,67
1999/00	3-5 Yaş	-	-	-	Brüt - Gross	97,52	103,31	91,47	58,84	67,10	50,15	21,05	24,55	17,42
	4-5 Yaş	-	-	-	Net - Net	93,54	98,41	88,45	40,38	44,05	36,52	11,62	12,68	10,52
2000/01	3-5 Yaş	-	-	-	Brüt - Gross	100,93	106,32	95,31	60,97	69,67	51,84	22,25	25,55	18,79
	4-5 Yaş	-	-	-	Net - Net	95,28	99,58	90,79	43,95	48,49	39,18	12,27	13,12	11,38
2001/02	3-5 Yaş	-	-	-	Brüt - Gross	99,45	104,19	94,51	67,89	76,94	58,38	23,37	26,59	19,98
	4-5 Yaş	-	-	-	Net - Net	92,40	96,20	88,45	48,11	53,01	42,97	12,98	13,75	12,17
2002/03	3-5 Yaş	-	-	-	Brüt - Gross	96,49	100,89	91,91	80,76	93,36	67,52	27,12	31,00	23,04
	4-5 Yaş	-	-	-	Net - Net	90,98	94,49	87,34	50,57	55,72	45,16	14,65	15,73	13,53
2003/04	3-5 Yaş	-	-	-	Brüt - Gross	96,30	100,31	92,14	80,97	90,71	70,76	28,15	32,23	23,88
	4-5 Yaş	-	-	-	Net - Net	90,21	93,41	86,89	53,37	58,01	48,50	15,31	16,62	13,93
2004/05	3-5 Yaş	-	-	-	Brüt - Gross	95,74	99,48	91,85	80,90	90,29	71,08	30,61	34,79	26,63
	4-5 Yaş	-	-	-	Net - Net	89,66	92,58	86,63	54,87	59,05	50,51	16,60	18,03	15,10
2005/06	3-5 Yaş	-	-	-	Brüt - Gross	95,59	98,83	92,24	85,18	95,07	74,88	34,46	38,78	29,94
	4-5 Yaş	-	-	-	Net - Net	89,77	92,29	87,16	56,63	61,13	51,95	18,85	20,22	17,41
2006/07	3-5 Yaş	-	-	-	Brüt - Gross	96,34	99,21	93,37	86,64	96,24	76,66	36,59	41,07	31,89
	4-5 Yaş	-	-	-	Net - Net	90,13	92,25	87,93	56,51	60,71	52,16	20,14	21,56	18,66
2007/08	3-5 Yaş	-	-	-	Brüt - Gross	104,54	106,41	102,57	87,55	94,04	80,70	38,19	42,62	33,56
	4-5 Yaş	-	-	-	Net - Net	97,37	98,53	96,14	58,56	61,17	55,81	21,06	22,37	19,69
2008/09	3-5 Yaş	-	-	-	Brüt - Gross	103,84	104,91	102,71	76,62	80,96	72,05	44,27	49,05	39,28
	4-5 Yaş	-	-	-	Net - Net	96,49	96,99	95,97	58,52	60,63	56,30	27,69	29,40	25,92
2009/10 <sup>(2)</sup>	3-5 Yaş	26,92	27,34	26,48	Brüt - Gross	106,48	107,05	105,88	84,19	89,14	78,97	53,43	58,14	48,48
	4-5 Yaş	38,55	39,17	37,91	Net - Net	98,17	98,47	97,84	64,95	67,55	62,21	30,42	31,24	29,55
2010/11 <sup>(2)</sup>	3-5 Yaş	29,85	30,25	29,43	Brüt - Gross	107,58	107,36	107,81	89,70	94,42	84,73	58,45	62,65	54,04
	4-5 Yaş	43,10	43,70	42,47	Net - Net	98,41	98,59	98,22	66,07	68,17	63,86	33,06	33,44	32,65
2011/12 <sup>(2)</sup>	3-5 Yaş	30,87	31,23	30,49	Brüt - Gross	108,42	108,21	108,65	92,56	95,68	89,26	66,23	70,58	61,68
	4-5 Yaş	44,04	44,56	43,50	Net - Net	98,67	98,77	98,56	67,37	68,53	66,14	35,51	35,59	35,42
	5 Yaş	65,69	66,20	65,16										

Öğretim Yılı Educational Year	Okullaşma Oranı Schooling Ratio	Yaş -Age	(%)														
			Okul Öncesi Pre Primary Education			İlkokul Primary School			Ortaokul Lower Secondary School			Ortaöğretim Upper Secondary Education			Yükseköğretim Higher Education		
			Toplam Total	Erkek Males	Kadın Females	Toplam Total	Erkek Males	Kadın Females	Toplam Total	Erkek Males	Kadın Females	Toplam Total	Erkek Males	Kadın Females	Toplam Total	Erkek Males	Kadın Females
2012/13 <sup>(1,3)</sup>	Brüt - Gross	3-5 Yaş	30,93	31,42	30,41	107,52	107,21	107,84	107,64	106,12	109,24	96,77	99,60	93,77	74,86	79,51	70,01
	Net - Net		26,63	26,94	26,31	98,86	98,81	98,92	93,09	93,19	92,98	70,06	70,77	69,31	38,50	38,40	38,61
	Brüt - Gross	4-5 Yaş	44,04	44,86	43,18												
	Net - Net		37,36	37,88	36,80												
2013/14 <sup>(1,3)</sup>	Brüt - Gross	5 Yaş	55,35	57,34	53,24												
	Net - Net		39,72	41,03	38,33												
	Brüt - Gross	3-5 Yaş	28,03	28,61	27,42	111,94	111,49	112,41	108,80	106,89	110,83	103,26	106,05	100,32	-	-	-
	Net - Net		27,71	28,23	27,15	99,57	99,53	99,61	94,52	94,57	94,47	76,65	77,22	76,05	-	-	-
	Brüt - Gross	4-5 Yaş	37,94	38,84	36,98												
	Net - Net		37,46	38,28	36,58												
	Brüt - Gross	5 Yaş	43,49	45,38	41,49												
	Net - Net		42,54	44,27	40,72												

**Not 1.** 18.08.1997 tarihli ve 4306 sayılı Kanun ile 1997/98 öğretim yılından itibaren 8 yıllık kesintisiz, 30.03.2012 tarihli ve 6287 sayılı Kanun ile 2012/13 öğretim yılından itibaren de 12 yıllık kademe zorunlu eğitime geçilmiştir.

**2.** 2000/01-2005/06 öğretim yılları arasında okullaşma oranları 2000 Genel Nüfus Sayımı sonuçlarına göre yapılan nüfus projeksiyonlarına göre, 2007-2008 öğretim yılından itibaren okullaşma oranları Adrese Dayalı Nüfus Kayıt Sistemi, Nüfus Sayımı sonuçlarına göre hesaplanmıştır.

(1) 10-13 yaş grubu için "Ayarlanmış Ortaokul Net Okullaşma Oranı" toplam %99,99 olup, erkekler için %100 ve kızlar için %99,87 olarak hesaplanmıştır. Bu oran zorunlu eğitim çağında ve 10-13 yaş grubunda olup ortaokula devam eden 4.759.128 öğrenci, okula erken başlayan ya da sınıf atlayan 10-13 yaş grubundaki ortaöğretime devam eden 54.749 öğrenci ile yönetmelik gereği kaydı ertelenen veya sınıf tekrarı yapan 10-13 yaş grubundaki 220.877 ilkököl öğrencisi toplamının 10-13 yaş grubu nüfusuna oranıdır.

(2) Okul öncesi okullaşma oranları 3-5, 4-5 ve 5 yaşların net okullaşma oranlarıdır.

(3) Okul öncesi 5 yaş grubu için "Ayarlanmış Net Okullaşma Oranı" toplam %70,56 olup, erkekler için %71,02, kızlar için %70,07 olarak hesaplanmıştır. Bu oran, 5 yaş okul öncesi yaş grubunda olup da veli isteği ile ilkökula kayıt yaptıran 349.431 öğrenci ile okul öncesi 5 yaş grubu okula devam eden 561.297 öğrenci toplamının 5 yaş grubu çağ nüfusuna oranıdır.

**Note 1.** Compulsory education was expanded to 8 uninterrupted with law No. 4306 dated 18.08.1997 as of 1997/98 educational year, but to 12 gradual years with law No. 6287 dated 30.03.2012 as of 2012/13 educational year.

**2.** Schooling ratios for the educational year 2000/01-2005/06 were calculated according to the population projection based on the results of General Population Census 2000 and schooling ratios as of the 2007-2008 educational year were calculated according to the results of the Address-Based Population Register System Population Census.

(1) "Adjusted Lower Secondary Net Enrollment Ratio" for 10-13 age group is 99,99% in total and 100% for boys and 99,87% for girls. This ratio is calculated by totaling 4,759,128 students studying in lower secondary schools and 54,749 students started education earlier or move up the class in the age group 10-13, and 220,877 primary school students whose enrollments are deferred according to regulation or repeated the class in the age group 10-13 to the total number of population in the age group 10-13.

(2) Pre-primary schooling ratios are net schooling ratios for ages 3-5, 4-5 and 5.

(3) "Adjust net enrollment ratio" in pre-primary education for 5 year olds is 70,56% in total, 71,02% for boys and 70,07% for girls. This ratio is calculated by totaling 349,431 students who are both in 5 age pre-primary age group and are enrolled in primary education with the request of their parents and 561,297 students who continue schools in 5 age pre-primary age group and is expressed as the percentage of the total in population at age 5.

## Eğitim Göstergeleri

## Education Indicators

## 1.3 İstatistik Bölge Birimleri Sınıflaması 3. düzey ve eğitim seviyesine göre okullaşma oranı

Schooling ratio by Statistical Regions Level 3 and level of education

[2013/'14 Öğretim yılı başı - Beginning of the educational year 2013/'14]

A. Toplam-Total		B. Erkek-Males			C. Kadın-Females			Okullaşma Oranı (%)			İlköğretim (İlkokul+Ortaokul) Primary Education (Primary School+Lower Secondary School)			İlkokul Primary School			Ortaokul Lower Secondary School			Ortaöğretim (Lise) Upper Secondary Education			Genel Ortaöğretim (2) General Secondary Education (2)			Mesleki ve Teknik Ortaöğretim (3) Vocational and Technical Secondary Education (3)		
İBBS - 3. Düzey SR - Level 3	Yaş Age	Okul Öncesi Brüt (1) Pre Primary Education (1)			Okul Öncesi Net (2) Pre Primary Education (2)			Okullaşma Oranı (%) (4)(5)	Brüt - Gross	Net - Net	Brüt - Gross	Net - Net	Brüt - Gross	Net - Net	Brüt - Gross	Net - Net	Brüt - Gross	Net - Net	Brüt - Gross	Net - Net	Brüt - Gross	Net - Net	Brüt - Gross	Net - Net	Brüt - Gross	Net - Net	Brüt - Gross	Net - Net
		A	B	C	A	B	C																					
TR Türkiye	3-5	28,03	28,61	27,42	27,71	28,23	27,15	Brüt - Gross	110,36	109,18	111,61	111,94	111,49	112,41	108,80	106,89	110,83	103,26	106,05	100,32	55,37	55,19	55,56	47,89	50,86	44,76		
TR Turkey	4-5	37,94	38,84	36,98	37,46	38,28	36,59	Net - Net	99,31	99,39	99,23	99,57	99,53	99,61	94,52	94,57	94,47	76,65	77,22	76,05	36,67	34,66	38,78	39,99	42,56	37,27		
	5	43,49	45,38	41,49	42,54	44,27	40,72																					
TR100 İstanbul	3-5	21,52	22,19	20,81	21,35	21,99	20,68	Brüt - Gross	111,50	110,09	113,00	111,10	110,68	111,54	111,92	109,49	114,49	117,06	117,81	116,24	62,50	62,85	62,12	54,56	54,96	54,12		
	4-5	28,62	29,62	27,57	28,38	29,32	27,38	Net - Net	99,63	99,74	99,53	99,80	99,78	99,81	95,93	96,06	95,80	81,63	80,77	82,56	35,88	34,41	37,46	45,75	46,36	45,10		
	5	32,49	34,29	30,59	32,00	33,71	30,20																					
TR211 Tekirdağ	3-5	29,71	30,28	29,12	29,18	29,70	28,63	Brüt - Gross	108,83	108,14	109,56	108,84	108,70	108,99	108,81	107,56	110,15	109,45	111,17	107,59	58,72	54,35	63,45	50,74	56,82	44,14		
	4-5	39,74	40,34	39,10	38,94	39,49	38,37	Net - Net	99,61	99,71	99,50	99,47	99,36	99,59	95,60	95,70	95,50	82,14	82,21	82,06	37,97	32,80	43,57	44,17	49,41	38,49		
	5	52,11	53,02	51,14	50,53	51,33	49,69																					
TR212 Edirne	3-5	38,19	38,21	38,17	37,50	37,48	37,53	Brüt - Gross	109,83	109,11	110,59	110,34	110,09	110,61	109,33	108,17	110,57	109,53	115,62	103,02	57,07	53,14	61,27	52,46	62,47	41,75		
	4-5	50,04	50,46	49,58	49,03	49,38	48,65	Net - Net	100,00	100,00	100,00	99,69	99,53	99,85	95,37	95,60	95,12	90,48	93,66	87,08	43,82	38,33	49,68	46,66	55,32	37,39		
	5	63,04	63,59	62,44	61,09	61,53	60,60																					
TR213 Kırklareli	3-5	38,91	40,28	37,46	38,28	39,56	36,94	Brüt - Gross	107,61	107,07	108,18	107,81	107,54	108,09	107,43	106,63	108,26	106,32	110,78	101,51	52,94	48,78	57,44	53,37	62,00	44,07		
	4-5	52,91	54,47	51,25	51,97	52,40	50,46	Net - Net	99,80	99,83	99,76	99,46	99,41	99,52	96,26	96,15	96,36	87,23	88,64	85,70	39,99	34,89	45,48	47,24	53,75	40,22		
	5	68,49	70,51	66,34	66,65	68,40	64,79																					
TR221 Balıkesir	3-5	30,73	30,83	30,62	30,27	30,30	30,25	Brüt - Gross	107,30	106,22	108,44	108,63	108,53	108,73	106,04	104,04	108,17	104,16	104,00	104,34	53,82	49,65	58,25	50,34	54,34	46,09		
	4-5	42,10	42,68	41,48	41,42	41,88	40,94	Net - Net	99,63	99,62	99,64	99,54	99,45	99,64	96,40	96,26	96,55	83,71	83,18	84,27	39,55	35,16	44,21	44,16	48,02	40,65		
	5	53,85	55,25	52,39	52,53	53,68	51,34																					
TR222 Çanakkale	3-5	37,83	38,80	36,84	36,98	37,79	36,17	Brüt - Gross	107,35	106,15	108,62	107,74	107,36	108,15	106,96	104,98	109,08	108,28	111,51	104,90	61,91	57,37	66,64	46,37	54,14	38,26		
	4-5	50,76	52,30	49,21	49,52	50,80	48,22	Net - Net	99,24	99,27	99,22	98,83	98,68	99,00	95,31	95,31	95,32	87,81	89,60	85,94	46,73	41,32	52,38	41,08	48,28	33,56		
	5	65,52	67,68	63,30	63,03	64,71	61,30																					
TR310 İzmir	3-5	32,18	32,89	31,44	31,80	32,44	31,14	Brüt - Gross	110,21	109,04	111,44	108,61	108,36	108,87	111,81	109,72	114,03	111,98	113,75	110,08	58,38	56,06	60,87	53,60	57,69	49,21		
	4-5	42,77	43,73	41,76	42,22	43,07	41,31	Net - Net	99,43	99,43	99,42	99,35	99,23	99,48	96,36	96,23	96,49	82,41	81,23	83,67	38,07	33,88	42,57	44,34	47,36	41,10		
	5	50,73	52,71	48,63	49,63	51,42	47,75																					
TR321 Aydın	3-5	32,39	33,11	31,64	31,93	32,57	31,24	Brüt - Gross	108,17	107,49	108,89	110,32	110,39	110,24	106,11	104,69	107,60	100,37	100,60	100,12	56,98	52,64	61,57	43,38	47,96	38,55		
	4-5	43,86	44,67	43,08	43,18	43,89	42,42	Net - Net	99,85	99,81	99,88	99,80	99,73	99,87	96,38	96,00	96,78	80,05	78,84	81,32	41,81	36,64	47,26	38,24	42,20	34,07		
	5	53,63	55,34	51,82	52,31	53,84	50,70																					
TR322 Denizli	3-5	38,70	39,40	37,95	37,91	38,45	37,33	Brüt - Gross	107,53	106,98	108,11	108,76	108,68	108,85	106,32	105,30	107,39	101,03	100,13	101,98	53,57	49,75	57,60	47,46	50,38	44,38		
	4-5	51,15	52,55	49,67	49,99	51,15	48,76	Net - Net	99,78	99,87	99,68	99,38	99,28	99,48	95,58	95,50	95,67	80,73	78,97	82,58	39,00	34,55	43,69	41,73	44,42	38,90		
	5	65,37	67,97	62,59	63,12	65,28	60,81																					
TR323 Muğla	3-5	35,78	36,01	35,54	35,17	35,22	35,11	Brüt - Gross	108,01	107,35	108,71	108,88	108,64	109,14	107,14	106,05	108,28	109,13	112,58	105,40	64,94	62,23	67,86	44,19	50,35	37,53		
	4-5	48,14	48,63	47,62	47,22	47,47	46,97	Net - Net	99,51	99,45	99,57	99,49	99,28	99,71	95,60	95,39	95,82	81,96	81,69	82,26	43,06	37,78	48,76	38,90	43,91	33,50		
	5	63,15	64,94	61,27	61,34	62,63	59,99																					
TR331 Manisa	3-5	30,33	30,88	29,75	29,84	30,27	29,38	Brüt - Gross	107,99	107,06	108,98	109,14	109,01	109,27	106,85	105,14	108,69	99,65	99,76	99,53	49,37	44,42	54,57	50,29	55,35	44,97		
	4-5	41,44	42,25	40,58	40,70	41,23	40,04	Net - Net	99,87	99,88	99,87	99,63	99,57	99,69	97,08	96,81	97,36	80,65	80,37	80,95	37,33	32,70	42,20	43,32	47,67	38,74		
	5	52,24	54,11	50,28	50,81	52,32	49,22																					
TR332 Afyonkarahisar	3-5	29,00	29,55	28,41	28,69	29,26	28,09	Brüt - Gross	107,39	106,93	107,87	111,94	111,41	112,49	102,95	102,56	103,36	91,70	94,78	88,49	42,40	41,75	43,08	49,30	53,03	45,41		
	4-5	40,19	40,89	39,45	39,74	40,47	38,96	Net - Net	98,95	99,05	98,84	99,34	99,19	99,49	94,26	94,41	94,11	74,28	74,66	73,88	30,54	27,68	33,52	43,75	46,98	40,37		
	5	47,45	49,10	45,71	46,55	48,26	44,75																					
TR333 Kütahya	3-5	33,64	34,23	33,02	33,11	33,69	32,49	Brüt - Gross	106,92	105,76	108,16	107,88	107,54	108,24	106,00	104,06	108,09	116,83	119,80	113,76	55,62	54,04	57,25	61,22	65,75	56,52		
	4-5	46,62	47,31	45,88	45,82	46,51	45,08	Net - Net	99,90	100,00	99,76	99,69	99,76	99,62	97,41	97,66	97,14	90,96	91,97	89,92	39,03	37,39	40,72	51,93	54,57	49,19		
	5	58,59	60,09	56,98	57,04	58,53	55,44																					
TR334 Uşak	3-5	31,83	32,41	31,22	31,18	31,63	30,70	Brüt - Gross	106,68	105,92	107,49	108,04	107,68	108,44	105,37	104,20	106,60	104,99	100,84	109,50	64,64	56,75	73,22	40,35	44,09	36,28		
	4-5	44,83	45,60																									

## 1.3 İstatistikî Bölge Birimleri Sınıflaması 3. düzey ve eğitim seviyesine göre okullaşma oranı (devam)

Schooling ratio by Statistical Regions Level 3 and level of education (continued)

[2013/14 Öğretim yılı başı - Beginning of the educational year 2013/14]

A. Toplam-Total			B. Erkek-Males						C. Kadın-Females						(%)											
İBBS - 3. Düzey SR - Level 3	Yaş Age	Okul Öncesi Brüt <sup>(1)</sup> Pre Primary Education <sup>(1)</sup>			Okul Öncesi Net <sup>(1)</sup> Pre Primary Education <sup>(1)</sup>			Okullaşma Oranı <sup>(1)(4)</sup> Schooling Ratio <sup>(1)(4)</sup>	İlköğretim (İlkokul+Ortaokul) Primary Education (Primary School+Lower Secondary School)			İlkokul Primary School			Ortaokul Lower Secondary School			Ortaöğretim (Lise) Upper Secondary Education			Genel Ortaöğretim <sup>(2)</sup> General Secondary Education <sup>(2)</sup>			Mesleki ve Teknik Ortaöğretim <sup>(3)</sup> Vocational and Technical Secondary Education <sup>(3)</sup>		
		A	B	C	A	B	C		A	B	C	A	B	C	A	B	C	A	B	C	A	B	C	A	B	C
		5	4-5	5	5	4-5	5		5	5	4-5	5	5	5	5	5	5	5	5	5	5	5	5	5	5	5
TR425 Yalova	3-5	34,02	34,51	33,51	33,67	34,08	33,26	Brüt - Gross	107,82	106,54	109,18	108,42	108,70	108,12	107,25	104,51	110,19	113,29	113,89	112,63	59,97	58,03	62,09	53,32	55,86	50,54
	4-5	45,11	46,35	43,88	44,61	45,71	43,51	Net - Net	98,56	98,88	98,22	98,59	99,17	97,98	95,50	95,38	95,62	85,13	84,73	85,56	40,89	38,11	43,93	44,24	46,62	41,63
	5	53,55	56,46	50,65	52,53	55,16	49,90																			
TR510 Ankara	3-5	29,61	30,06	29,14	29,31	29,69	28,91	Brüt - Gross	108,05	106,89	109,29	108,69	108,48	108,92	107,42	105,30	109,66	116,32	118,30	114,22	64,90	63,82	66,04	51,42	54,49	48,18
	4-5	39,13	39,78	38,44	38,68	39,22	38,10	Net - Net	99,98	100,00	99,94	99,76	99,68	99,85	97,32	97,21	97,44	88,83	88,02	89,70	44,98	41,94	48,20	43,85	46,07	41,49
	5	48,69	50,45	46,83	47,81	49,36	46,17																			
TR521 Konya	3-5	27,22	27,57	26,85	26,78	27,05	26,50	Brüt - Gross	108,42	107,78	109,09	111,12	110,92	111,33	105,73	104,66	106,85	97,84	98,18	97,47	45,27	45,97	44,53	52,57	52,21	52,94
	4-5	37,89	38,53	37,22	37,24	37,76	36,70	Net - Net	99,61	99,70	99,51	99,68	99,59	99,77	95,52	95,38	95,67	75,50	74,76	76,28	30,50	29,51	31,53	45,01	45,25	44,75
	5	46,92	48,74	45,02	45,66	47,23	44,02																			
TR522 Karaman	3-5	35,00	34,71	35,30	34,68	34,32	35,05	Brüt - Gross	106,35	105,60	107,15	108,59	108,28	108,92	104,24	103,06	105,47	108,21	105,69	110,77	66,59	64,28	68,94	41,62	41,41	41,82
	4-5	47,92	48,00	47,83	47,45	47,43	47,46	Net - Net	99,38	99,34	99,42	99,51	99,44	99,58	95,67	95,44	95,91	84,19	81,77	86,65	48,62	45,52	51,78	35,56	36,24	34,87
	5	59,19	61,13	57,19	58,24	59,99	56,44																			
TR611 Antalya	3-5	38,46	39,14	37,74	37,55	38,09	36,97	Brüt - Gross	108,85	107,99	109,76	109,08	108,91	109,26	108,61	107,04	110,27	110,24	109,92	110,59	65,71	65,05	66,43	44,53	44,88	44,17
	4-5	52,28	53,30	51,20	50,92	51,73	50,06	Net - Net	99,42	99,53	99,30	99,06	98,94	99,20	95,07	94,97	95,17	80,80	79,08	82,65	43,21	40,31	46,33	37,59	38,78	36,32
	5	65,30	67,78	62,68	62,63	64,69	60,45																			
TR612 Isparta	3-5	38,73	39,27	38,15	37,74	38,13	37,33	Brüt - Gross	108,30	107,75	108,90	111,69	111,85	111,51	104,98	103,72	106,32	115,50	116,37	114,61	56,81	53,57	60,11	58,69	62,80	54,50
	4-5	50,49	51,15	49,80	49,05	49,49	48,59	Net - Net	100,00	100,00	100,00	99,58	99,57	99,60	94,61	94,25	95,00	93,69	92,29	95,12	42,86	38,31	47,51	50,83	53,99	47,61
	5	66,92	68,73	65,01	64,09	65,46	62,63																			
TR613 Burdur	3-5	42,44	42,45	42,42	40,04	39,95	40,14	Brüt - Gross	105,47	104,78	106,21	108,77	108,56	108,99	102,38	101,27	103,58	105,42	105,33	105,51	56,06	49,96	62,43	49,36	53,97	43,08
	4-5	57,86	58,79	56,87	54,27	55,01	53,48	Net - Net	98,53	98,38	98,68	98,02	97,92	98,12	92,28	91,74	92,85	86,48	85,20	87,83	43,80	37,30	50,59	42,68	47,90	37,24
	5	78,40	80,47	76,24	71,28	72,92	69,56																			
TR621 Adana	3-5	25,43	26,10	24,73	25,10	25,68	24,48	Brüt - Gross	110,35	109,51	111,24	112,71	112,66	112,76	108,01	106,38	109,72	99,28	102,12	96,30	58,20	55,26	61,29	41,09	46,86	35,02
	4-5	34,67	35,57	33,71	34,17	34,95	33,34	Net - Net	99,60	99,67	99,52	99,67	99,57	99,77	94,06	93,89	94,24	75,53	76,34	74,67	43,36	39,75	47,15	32,17	36,58	27,52
	5	40,80	42,39	39,11	39,82	41,18	38,39																			
TR622 Mersin	3-5	40,97	41,46	40,46	40,37	40,75	39,98	Brüt - Gross	109,39	108,56	110,27	111,27	110,98	111,58	107,55	106,19	109,02	99,86	100,64	99,04	54,28	51,29	57,41	45,58	49,34	41,64
	4-5	54,23	54,99	53,43	53,34	53,93	52,72	Net - Net	99,46	99,58	99,33	99,47	99,33	99,62	94,75	94,70	94,80	77,42	77,33	77,51	40,12	36,85	43,55	37,30	40,48	33,97
	5	60,73	63,22	58,15	58,98	61,13	56,76																			
TR631 Hatay	3-5	40,79	41,47	40,08	40,53	41,16	39,85	Brüt - Gross	107,90	107,11	108,73	111,33	111,06	111,61	104,39	103,07	105,78	95,72	99,42	91,81	48,94	47,34	50,63	46,79	52,08	41,19
	4-5	55,62	56,67	54,50	55,22	56,22	54,16	Net - Net	99,15	99,29	99,02	99,35	99,31	99,40	95,02	94,99	95,04	75,57	77,84	73,17	34,78	32,34	37,37	40,80	45,51	35,81
	5	55,34	57,39	53,16	54,56	56,50	52,50																			
TR632 Kahramanmaraş	3-5	24,00	24,59	23,38	23,62	24,15	23,07	Brüt - Gross	109,24	108,85	109,66	112,04	112,03	112,04	106,45	105,64	107,30	90,50	94,25	86,50	46,09	46,68	45,47	44,41	47,57	41,03
	4-5	33,81	34,68	32,89	33,25	34,04	32,42	Net - Net	99,03	99,18	98,88	99,39	99,35	99,43	93,35	93,16	93,54	68,49	69,47	67,46	31,16	29,63	32,79	37,34	39,84	34,67
	5	42,33	44,23	40,33	41,24	42,96	39,43																			
TR633 Osmaniye	3-5	27,40	28,01	26,75	26,33	26,79	25,85	Brüt - Gross	109,55	109,59	109,50	113,29	113,62	112,95	105,76	105,50	106,03	100,11	101,44	98,70	48,21	45,56	50,99	51,89	55,88	47,71
	4-5	38,40	39,26	37,47	36,80	37,44	36,12	Net - Net	99,45	99,61	99,28	99,03	98,81	99,26	90,94	90,52	91,37	78,60	78,10	79,13	35,85	32,60	39,26	42,75	45,50	39,87
	5	53,14	54,95	51,14	49,99	51,41	48,43																			
TR711 Kırıkkale	3-5	29,94	31,32	28,49	29,53	30,74	28,26	Brüt - Gross	105,35	103,99	106,75	107,60	106,39	108,83	103,36	101,91	104,89	109,79	114,12	105,35	50,60	47,33	53,95	59,19	66,79	51,40
	4-5	41,21	42,93	39,41	40,61	42,07	39,07	Net - Net	97,79	97,76	97,82	97,61	97,13	98,09	94,53	94,78	94,26	87,01	87,30	86,72	37,89	34,65	41,23	49,12	52,65	45,49
	5	53,73	57,08	50,19	52,57	55,44	49,54																			
TR712 Aksaray	3-5	27,18	28,31	25,99	26,97	28,05	25,83	Brüt - Gross	109,15	109,03	109,28	115,10	115,13	115,07	103,22	102,88	103,58	87,55	87,85	87,23	49,33	46,23	52,56	38,22	41,62	34,67
	4-5	37,60	38,65	36,46	37,29	38,27	36,22	Net - Net	99,55	99,75	99,34	99,65	99,62	99,68	93,03	92,92	93,15	68,80	67,89	69,74	35,66	31,30	40,21	33,14	36,58	29,54
	5	46,61	48,88	44,15	45,99	48,13	43,67																			
TR713 Niğde	3-5	28,81	30,05	27,50	28,49	29,67	27,23	Brüt - Gross	106,90	106,62	107,21	110,28	109,93	110,66	103,65	103,36	103,94	90,24	91,20	89,23	47,92	45,42	50,52	42,32	45,79	38,71
	4-5	40,25	41,99	38,38	39,77	41,43	37,99	Net - Net	98,49	98,59	98,38	99,17														

## Eğitim Göstergeleri

## Education Indicators

## 1.3 İstatistikî Bölge Birimleri Sınıflaması 3. düzey ve eğitim seviyesine göre okullaşma oranı (devam)

Schooling ratio by Statistical Regions Level 3 and level of education (continued)

[2013/14 Öğretim yılı başı - Beginning of the educational year 2013/14]

A. Toplam-Total

B. Erkek-Males

C. Kadın-Females

(%)

İBBS - 3. Düzey SR - Level 3	Yaş Age	Okul Öncesi Brüt <sup>(1)</sup> Pre Primary Education <sup>(1)</sup>			Okul Öncesi Net <sup>(1)</sup> Pre Primary Education <sup>(1)</sup>			Okullaşma Oranı <sup>(1)(4)</sup> Schooling Ratio <sup>(1)(4)</sup>	İlköğretim (İlkokul+Ortaokul) Primary Education (Primary School+Lower Secondary School)			İlkokul Primary School			Ortaokul Lower Secondary School			Ortaöğretim (Lise) Upper Secondary Education			Genel Ortaöğretim <sup>(2)</sup> General Secondary Education <sup>(2)</sup>			Mesleki ve Teknik Ortaöğretim <sup>(3)</sup> Vocational and Technical Secondary Education <sup>(3)</sup>		
		A	B	C	A	B	C		A	B	C	A	B	C	A	B	C	A	B	C	A	B	C	A	B	C
		<b>TR813 Bartın</b>	3-5	32,10	32,74	31,43	31,74		32,16	31,32	Brüt - Gross	107,23	105,98	108,54	108,93	108,62	109,28	105,71	103,59	107,91	108,79	108,13	109,46	45,58	41,77	49,44
	4-5	43,57	44,64	42,49	43,05	43,78	42,31	Net - Net	100,00	100,00	99,83	100,00	100,00	100,00	98,07	98,14	98,00	86,45	86,88	86,02	31,78	28,83	34,78	54,67	58,06	51,24
	5	49,87	52,61	47,15	48,85	50,90	46,81																			
<b>TR821 Kastamonu</b>	3-5	29,82	30,76	28,80	29,55	30,41	28,64	Brüt - Gross	109,09	107,36	110,89	109,16	109,02	109,31	109,02	105,77	112,39	108,56	107,56	109,63	54,74	47,43	62,49	53,82	60,12	47,14
	4-5	40,53	41,84	39,12	40,14	41,31	38,88	Net - Net	99,59	99,73	99,45	99,74	99,52	99,97	97,08	97,17	96,99	83,92	84,93	82,85	36,48	31,21	42,08	47,44	53,72	40,77
	5	46,62	49,15	43,83	45,85	48,13	43,34																			
<b>TR822 Çankırı</b>	3-5	36,32	37,12	35,46	35,92	36,52	35,28	Brüt - Gross	96,04	95,46	96,64	97,41	97,03	97,81	94,75	94,00	95,55	98,54	105,53	91,46	45,42	43,05	47,83	53,12	62,48	43,63
	4-5	47,04	47,79	46,22	46,45	46,91	45,96	Net - Net	88,48	88,15	88,83	89,23	88,84	89,63	84,71	84,11	85,35	75,71	78,19	73,21	31,45	27,05	35,91	44,27	51,14	37,30
	5	52,44	53,83	50,97	51,28	52,06	50,47																			
<b>TR823 Sinop</b>	3-5	34,02	34,34	33,68	33,63	34,05	33,17	Brüt - Gross	107,53	106,59	108,51	107,20	107,22	107,17	107,84	106,01	109,72	111,45	111,80	111,09	61,15	53,11	69,52	50,30	58,69	41,57
	4-5	45,53	45,81	45,24	44,95	45,38	44,49	Net - Net	98,05	98,46	97,63	97,69	97,63	97,74	95,32	95,79	94,83	83,56	84,66	82,41	40,51	34,58	46,68	43,05	50,08	35,73
	5	52,96	54,35	51,50	51,80	53,48	50,00																			
<b>TR831 Samsun</b>	3-5	32,09	32,50	31,66	31,84	32,18	31,48	Brüt - Gross	108,48	107,18	109,83	110,33	109,87	110,80	106,82	104,77	108,97	106,25	105,16	107,37	58,05	53,24	63,04	48,19	51,92	44,34
	4-5	43,25	44,06	42,41	42,88	43,58	42,15	Net - Net	99,75	99,90	99,59	100,00	100,00	100,00	97,07	97,24	96,90	81,33	80,87	81,80	40,59	36,45	44,87	40,74	44,42	36,93
	5	47,93	49,77	46,02	47,20	48,82	45,51																			
<b>TR832 Tokat</b>	3-5	30,82	30,75	30,88	30,27	30,14	30,41	Brüt - Gross	104,31	103,55	105,10	106,06	106,28	105,83	102,74	101,13	104,45	99,08	101,13	96,97	48,01	45,67	50,42	51,08	55,47	46,55
	4-5	41,03	41,26	40,78	40,21	40,34	40,07	Net - Net	95,62	95,74	95,49	95,93	95,90	95,97	91,80	91,72	91,89	77,76	78,32	77,18	34,94	31,98	37,98	42,82	46,34	39,20
	5	47,74	48,62	46,82	46,14	46,80	45,43																			
<b>TR833 Çorum</b>	3-5	30,03	29,95	30,11	29,62	29,54	29,71	Brüt - Gross	108,34	107,21	109,52	108,42	108,84	107,98	108,27	105,70	110,91	103,08	103,82	102,29	55,16	52,00	58,51	47,91	51,82	43,79
	4-5	40,37	40,27	40,47	39,77	39,65	39,88	Net - Net	99,07	99,22	98,91	99,03	99,21	98,85	94,98	94,62	95,34	78,39	78,27	78,51	38,33	35,00	41,85	40,05	43,27	36,66
	5	51,80	52,63	50,94	50,61	51,41	49,78																			
<b>TR834 Amasya</b>	3-5	48,92	50,43	47,36	48,38	49,74	46,96	Brüt - Gross	107,84	107,12	108,61	108,07	107,98	108,16	107,64	106,33	108,99	113,06	115,61	110,40	54,40	51,32	57,60	58,66	64,29	52,79
	4-5	61,95	64,22	59,55	61,13	63,21	58,95	Net - Net	100,00	100,00	100,00	100,00	100,00	100,00	98,34	98,64	98,03	90,68	91,51	89,83	40,45	36,28	44,80	50,23	55,23	45,03
	5	66,01	68,89	63,00	64,42	66,91	61,81																			
<b>TR901 Trabzon</b>	3-5	36,16	36,63	35,65	35,83	36,21	35,43	Brüt - Gross	106,90	106,25	107,57	109,85	109,92	109,77	104,22	102,90	105,58	117,37	117,43	117,30	57,73	55,07	60,49	59,64	62,35	56,81
	4-5	47,76	48,65	46,82	47,28	48,01	46,50	Net - Net	99,78	100,06	99,50	99,71	99,70	99,71	96,95	97,18	96,72	91,40	91,16	91,65	42,93	39,81	46,17	48,47	51,35	45,48
	5	52,56	54,38	50,62	51,59	53,11	49,97																			
<b>TR902 Ordu</b>	3-5	29,54	29,77	29,30	29,38	29,54	29,21	Brüt - Gross	104,62	103,69	105,61	107,92	107,62	108,24	101,77	100,25	103,36	93,51	92,27	94,79	41,15	36,05	46,45	52,36	56,21	48,35
	4-5	40,05	40,29	39,80	39,81	39,95	39,66	Net - Net	97,54	97,42	97,67	97,97	97,81	98,13	94,92	94,67	95,18	77,12	76,46	77,81	31,71	27,16	36,46	45,40	49,30	41,35
	5	46,54	47,83	45,17	46,07	47,17	44,91																			
<b>TR903 Giresun</b>	3-5	37,97	38,83	37,04	37,70	38,45	36,89	Brüt - Gross	105,75	105,05	106,50	108,79	108,46	109,13	103,15	102,13	104,22	114,20	116,02	112,29	54,76	50,56	59,18	59,44	65,46	53,11
	4-5	49,74	50,54	48,89	49,34	49,97	48,65	Net - Net	98,71	98,70	98,72	99,28	98,97	99,61	95,85	95,85	95,85	90,94	93,01	88,77	40,08	36,29	44,07	50,87	56,73	44,70
	5	53,45	55,33	51,42	52,65	54,21	50,96																			
<b>TR904 Rize</b>	3-5	32,75	33,15	32,32	32,46	32,87	32,01	Brüt - Gross	108,13	106,44	109,89	107,82	107,27	108,39	108,41	105,68	111,23	137,13	139,80	134,33	65,39	59,67	71,40	71,74	80,13	62,93
	4-5	43,47	43,92	42,99	43,04	43,51	42,54	Net - Net	99,41	99,86	98,94	98,94	98,78	99,10	97,84	98,69	96,96	100,00	100,00	97,98	44,57	40,88	48,45	56,85	63,81	49,53
	5	49,63	51,29	47,89	48,77	50,48	46,99																			
<b>TR905 Artvin</b>	3-5	36,77	37,18	36,34	36,53	36,81	36,23	Brüt - Gross	107,12	105,86	108,43	108,04	107,83	108,27	106,28	104,09	108,57	121,11	119,74	122,56	68,25	61,57	75,36	52,86	58,17	47,20
	4-5	49,03	50,25	47,75	48,67	49,70	47,59	Net - Net	99,00	99,10	98,90	99,10	99,04	99,16	97,23	97,34	97,12	92,67	92,45	92,90	47,69	43,70	51,93	44,98	48,75	40,97
	5	55,17	56,29	53,99	54,45	55,19	53,68																			
<b>TR906 Gümüşhane</b>	3-5	25,19	25,78	24,60	25,03	25,64	24,42	Brüt - Gross	103,13	103,10	103,16	121,05	121,79	120,27	87,10	86,51	87,72	97,64	97,05	98,23	49,87	51,29	48,43	47,77	45,76	49,80
	4-5	33,24	34,32	32,15	33,01	34,11	31,89	Net - Net	93,18	93,80	92,52	92,44	93,27	91,56	80,77	81,05	80,46	73,25	72,15	74,35	32,77	31,86	33,68	40,48	40,29	40,67
	5	36,69	37,65	35,74	36,22	37,22	35,22																			
<b>TRA11 Erzurum</b>	3-5	24,90	25,71	24,05	24,65	25,36	23,89	Brüt - Gross	111,57	109,34	113,88	114,85	113,61	116,14	108,53	105,38	111,79	90,75	95,79	85,44	52,56	55,62	49,34	38,19	40,18	36,10
	4-5	33,02	34,15	31,83	32,63	33,62	31,58	Net - Net	99,00	99,02	98,98	100,00	100,00	100,00	93,04	93,24	92,83	64,23	66,43	61,91	34,88	35,21	34,53	29,35	31,22	27,38
	5	33,41	35,86	30,81	32,64	34,82	30,32																			
<b>TRA12 Erzincan</b>	3-5	34,40	35,24	33,53	33,98	34,69	33,25	Brüt - Gross	108,21	106,55	109,94	109,80	110,05	109,55	106,75	103,36	110,29	114,87	120,31	109,25	62,11	62,89	61,30	52,76	57,42	47,95
	4-5	45,74	47,19</																							

## 1.3 İstatistikî Bölge Birimleri Sınıflaması 3. düzey ve eğitim seviyesine göre okullaşma oranı (devam)

Schooling ratio by Statistical Regions Level 3 and level of education (continued)

[2013/14 Öğretim yılı başı - Beginning of the educational year 2013/14]

A. Toplam-Total			B. Erkek-Males			C. Kadın-Females															(%)					
İBBS - 3. Düzey SR - Level 3	Yaş Age	Okul Öncesi Brüt <sup>(1)</sup> Pre Primary Education <sup>(1)</sup>			Okul Öncesi Net <sup>(1)</sup> Pre Primary Education <sup>(1)</sup>			Okullaşma Oranı <sup>(1)(4)</sup> Schooling Ratio <sup>(1)(4)</sup>	İlköğretim (İlkokul+Ortaokul) Primary Education (Primary School+Lower Secondary School)			İlkokul Primary School			Ortaokul Lower Secondary School			Ortaöğretim (Lise) Upper Secondary Education			Genel Ortaöğretim <sup>(2)</sup> General Secondary Education <sup>(2)</sup>			Mesleki ve Teknik Ortaöğretim <sup>(3)</sup> Vocational and Technical Secondary Education <sup>(3)</sup>		
		A	B	C	A	B	C		A	B	C	A	B	C	A	B	C	A	B	C	A	B	C			
TRA24 Ardahan	3-5	31,25	30,70	31,82	31,14	30,62	31,68	Brüt - Gross	107,97	107,84	108,11	111,08	111,03	111,13	105,06	104,88	105,26	95,61	97,22	93,89	44,81	43,00	46,76	50,80	54,23	47,13
	4-5	42,36	42,01	42,71	42,20	41,88	42,52	Net - Net	98,42	98,89	97,92	99,99	100,00	99,88	94,42	94,85	93,96	75,91	75,44	76,41	31,78	28,70	35,08	44,13	46,75	41,33
	5	40,05	42,91	37,24	39,72	42,65	36,84																			
TRB11 Malatya	3-5	30,27	30,89	29,62	29,91	30,46	29,33	Brüt - Gross	109,15	108,27	110,07	110,36	110,07	110,66	107,97	106,54	109,48	117,83	121,38	114,06	70,25	70,54	69,93	47,59	50,84	44,13
	4-5	41,38	42,63	40,09	40,85	42,00	39,66	Net - Net	99,61	99,78	99,42	99,95	100,00	99,89	96,26	96,28	96,25	85,02	85,57	84,43	48,06	45,43	50,86	36,96	40,14	33,57
	5	47,94	50,67	45,12	46,89	49,42	44,28																			
TRB12 Elazığ	3-5	29,59	30,58	28,54	29,45	30,39	28,45	Brüt - Gross	108,70	107,41	110,06	111,70	111,10	112,34	105,83	103,84	107,90	113,26	116,46	109,94	68,12	68,79	67,43	45,14	47,67	42,51
	4-5	39,46	41,00	37,81	39,25	40,72	37,68	Net - Net	98,37	98,62	98,09	98,99	98,84	99,14	94,73	95,25	94,19	82,78	84,88	80,59	46,06	45,51	46,64	36,72	39,37	33,96
	5	39,36	42,31	36,17	38,95	41,76	35,92																			
TRB13 Bingöl	3-5	24,74	25,59	23,87	24,69	25,54	23,83	Brüt - Gross	113,06	110,65	115,61	112,35	111,97	112,76	113,79	109,31	118,54	100,55	108,17	92,69	56,61	63,23	49,79	43,94	44,95	42,90
	4-5	34,30	35,39	33,20	34,23	35,31	33,14	Net - Net	97,88	97,98	97,78	98,88	99,30	98,45	91,90	92,10	91,70	64,55	69,04	59,93	31,38	34,01	28,66	33,18	35,03	31,27
	5	34,49	36,28	32,68	34,35	36,12	32,56																			
TRB14 Tunceli	3-5	47,90	49,92	45,85	47,70	49,60	45,77	Brüt - Gross	105,11	103,51	106,84	105,77	105,52	106,04	104,51	101,64	107,57	121,23	131,43	111,05	88,11	92,52	83,72	33,12	38,91	27,34
	4-5	60,27	62,29	58,22	59,96	61,81	58,10	Net - Net	96,71	96,08	97,38	97,84	97,94	97,74	93,57	92,09	95,14	81,54	82,20	80,89	59,72	57,19	62,25	21,82	25,01	18,63
	5	63,74	64,48	62,99	63,13	63,50	62,75																			
TRB21 Van	3-5	27,04	27,29	26,77	26,74	27,00	26,47	Brüt - Gross	116,00	114,41	117,65	120,03	119,05	121,07	112,11	109,95	114,36	69,77	76,61	62,47	37,42	44,28	30,11	32,35	32,34	32,36
	4-5	37,47	38,02	36,88	37,03	37,58	36,44	Net - Net	98,17	98,32	98,01	99,89	100,00	99,76	87,14	87,86	86,39	46,45	49,85	42,83	21,99	24,69	19,12	24,46	25,15	23,71
	5	35,65	37,41	33,78	34,77	36,54	32,88																			
TRB22 Muş	3-5	22,37	22,64	22,09	22,19	22,46	21,90	Brüt - Gross	120,56	117,53	123,75	125,64	122,46	128,99	115,78	112,85	118,84	62,94	73,24	52,07	27,77	32,24	23,04	35,18	41,00	29,02
	4-5	31,24	32,23	30,20	30,96	31,95	29,91	Net - Net	99,00	98,68	99,32	99,90	99,99	99,80	86,46	86,47	86,46	42,42	48,05	36,47	15,35	16,38	14,27	27,06	31,67	22,20
	5	30,33	32,30	28,26	29,77	31,75	27,69																			
TRB23 Bitlis	3-5	24,86	25,10	24,60	24,70	24,93	24,45	Brüt - Gross	116,72	114,19	119,41	117,61	115,95	119,39	115,86	112,49	119,43	77,72	89,84	64,71	44,53	54,01	34,36	33,18	35,83	30,35
	4-5	34,16	34,86	33,42	33,92	34,61	33,19	Net - Net	98,39	98,46	98,32	99,76	99,86	99,64	90,17	90,71	89,58	53,15	59,28	46,57	26,50	30,37	22,35	26,64	28,91	24,21
	5	32,67	33,94	31,35	32,18	33,42	30,89																			
TRB24 Hakkari	3-5	15,66	16,08	15,23	15,45	15,85	15,02	Brüt - Gross	108,27	105,95	110,70	116,47	116,76	116,17	100,30	95,53	105,33	95,67	104,94	86,20	59,00	66,93	50,89	36,68	38,01	35,31
	4-5	20,24	20,67	19,78	19,92	20,34	19,46	Net - Net	95,21	94,76	95,67	99,31	99,41	99,21	82,77	81,87	83,72	59,28	62,38	56,11	35,48	37,27	33,65	23,80	25,11	22,47
	5	17,99	18,52	17,41	17,35	17,88	16,78																			
TRC11 Gaziantep	3-5	21,03	21,78	20,25	20,84	21,56	20,09	Brüt - Gross	111,21	110,30	112,17	113,18	112,85	113,53	109,08	107,55	110,70	87,03	90,15	83,75	51,56	55,21	47,71	35,47	34,94	36,04
	4-5	29,57	30,79	28,30	29,28	30,45	28,06	Net - Net	99,49	99,61	99,37	99,64	99,60	99,68	94,33	94,27	94,40	66,00	66,58	65,40	35,43	36,24	34,57	30,58	30,34	30,83
	5	34,27	36,41	32,06	33,71	35,75	31,59																			
TRC12 Adıyaman	3-5	25,44	25,63	25,24	25,22	25,36	25,07	Brüt - Gross	110,31	109,84	110,80	112,16	112,19	112,14	108,51	107,56	109,50	104,15	109,30	98,79	59,08	62,95	55,04	45,07	46,34	43,75
	4-5	35,63	36,47	34,76	35,30	36,07	34,51	Net - Net	99,51	99,66	99,35	100,00	99,94	100,00	94,88	94,91	94,85	72,86	73,31	72,40	36,05	35,15	36,99	36,81	38,16	35,41
	5	41,14	42,82	39,41	40,51	42,05	38,92																			
TRC13 Kilis	3-5	27,19	27,52	26,85	26,94	27,21	26,66	Brüt - Gross	108,20	107,12	109,31	110,41	109,95	110,89	105,91	104,07	107,74	101,71	105,77	97,60	52,67	51,32	54,03	49,04	54,46	43,57
	4-5	38,04	38,53	37,52	37,66	38,06	37,23	Net - Net	98,18	98,36	97,99	99,04	99,01	99,06	93,19	93,24	93,14	77,31	78,20	76,40	34,85	30,78	38,96	42,46	47,42	37,43
	5	41,73	44,04	39,21	40,99	43,14	38,64																			
TRC21 Şanlıurfa	3-5	24,64	24,97	24,30	24,56	24,86	24,24	Brüt - Gross	118,46	116,30	120,72	121,54	119,47	123,73	115,15	112,92	117,51	75,01	86,51	62,96	43,69	52,56	34,39	31,32	33,95	28,57
	4-5	33,97	34,65	33,25	33,84	34,49	33,15	Net - Net	99,19	99,27	99,12	99,72	99,80	99,64	89,47	90,32	88,57	53,06	59,79	46,01	27,09	31,23	22,75	25,98	28,57	23,26
	5	29,21	30,65	27,70	28,95	30,32	27,51																			
TRC22 Diyarbakır	3-5	24,71	25,54	23,83	24,55	25,35	23,71	Brüt - Gross	115,71	113,73	117,79	117,36	116,41	118,36	114,06	111,06	117,22	90,10	97,08	82,84	55,22	60,28	49,95	34,88	36,80	32,89
	4-5	33,51	34,88	32,08	33,28	34,59	31,90	Net - Net	99,68	99,71	99,65	100,00	100,00	100,00	92,52	92,59	92,45	60,50	63,81	57,05	33,19	34,53	31,81	27,31	29,29	25,25
	5	32,14	34,44	29,74	31,68	33,88	29,39																			
TRC31 Mardin	3-5	19,76	20,31	19,18	19,64	20,17	19,10	Brüt - Gross	113,46	111,84	115,14	117,36	116,66	118,08	109,58	107,05	112,21	87,33	98,60	75,76	55,84	64,46	46,99	31,49	34,14	28,76
	4-5	27,72	28,68	26,72	27,54	28,46	26,60	Net - Net	98,94	99,08	98,78	100,00	100,00	100,00	91,61	91,86	91,34	58,47	63,99	52,81	33,17	36,19	30,06	25,31	27,80	22,75
	5	26,16	28,33	23,89	25,82																					

## 1.4 İstatistik Bölge Birimleri Sınıflaması 3. düzey ve eğitim seviyesine göre okullaşma oranı

Schooling ratio by Statistical Regions Level 3 and level of education

[2012/'13 Öğretim yılı başı - Beginning of the educational year 2012/'13]

İBBS - 3. Düzey SR - Level 3	A. Toplam-Total			B. Erkek-Males			C. Kadın-Females			(%)													
	Yaş Age	Okul Öncesi <sup>(1)(2)</sup> Pre Primary Education <sup>(1)(2)</sup>		Okullaşma Oranı <sup>(1)(8)</sup> Schooling Ratio <sup>(1)(3)</sup>	İlköğretim (İlkokul+Ortaokul) Primary Education (Primary School+Lower Secondary School)			İlkokul Primary School			Ortaokul Lower Secondary School			Ortaöğretim (Lise) Upper Secondary Education			Genel Ortaöğretim <sup>(3)</sup> General Secondary Education <sup>(3)</sup>			Mesleki ve Teknik Ortaöğretim <sup>(4)</sup> Vocational and Technical Secondary Education <sup>(4)</sup>			
		A	B		C	A	B	C	A	B	C	A	B	C	A	B	C	A	B	C	A	B	C
TR Türkiye	3-5	30,93	31,42	30,41	Brüt - Gross	107,58	106,67	108,54	107,52	107,21	107,84	107,64	106,12	109,24	96,77	99,60	93,77	52,80	52,82	52,78	43,96	46,78	40,99
TR Turkey	4-5	44,04	44,86	43,18	Net - Net	98,80	98,88	98,71	98,86	98,81	98,92	93,09	93,19	92,98	70,06	70,77	69,31	34,47	32,78	36,26	35,59	37,99	33,05
TR100 İstanbul	3-5	23,19	23,76	22,60	Brüt - Gross	109,72	108,42	111,09	106,78	106,56	107,01	112,76	110,34	115,34	110,25	110,80	109,67	63,20	63,09	63,33	47,05	47,71	46,34
	4-5	32,52	33,39	31,61	Net - Net	99,56	99,67	99,45	99,55	99,52	99,58	95,35	95,50	95,19	73,72	72,74	74,78	34,86	34,32	37,85	37,70	38,42	36,92
	5	41,06	42,85	39,17																			
TR211 Tekirdağ	3-5	31,11	31,85	30,33	Brüt - Gross	106,77	106,41	107,15	104,84	105,00	104,67	108,78	107,87	109,75	105,33	107,56	102,91	54,10	49,42	59,16	51,23	58,14	43,76
	4-5	44,67	45,41	43,88	Net - Net	98,94	99,16	98,71	98,37	98,37	98,37	94,52	94,64	94,39	78,76	79,05	78,45	34,86	29,46	40,69	43,90	49,58	37,76
	5	63,21	64,07	62,29																			
TR212 Edirne	3-5	40,33	39,44	41,28	Brüt - Gross	106,86	106,56	107,18	107,70	107,94	107,45	106,03	105,22	106,90	100,49	103,17	97,62	52,08	48,78	55,60	48,40	54,39	42,02
	4-5	56,50	55,10	57,99	Net - Net	99,74	99,88	99,60	98,46	98,25	98,69	93,92	93,95	93,89	83,50	83,34	83,67	40,53	35,65	45,73	42,98	47,69	37,95
	5	80,09	80,11	80,06																			
TR213 Kırklareli	3-5	41,38	42,11	40,60	Brüt - Gross	105,46	104,72	106,24	104,76	104,50	105,03	106,13	104,93	107,37	103,62	107,84	99,05	48,53	44,09	53,33	55,09	63,76	45,73
	4-5	58,93	59,59	58,22	Net - Net	99,26	99,08	99,44	98,22	97,66	98,81	95,45	95,19	95,72	85,32	86,87	83,64	36,50	31,36	42,06	48,82	55,51	41,58
	5	80,51	82,32	78,55																			
TR221 Balıkesir	3-5	36,69	37,05	36,30	Brüt - Gross	105,21	103,99	106,49	104,84	104,91	104,76	105,55	103,13	108,12	98,47	98,12	98,85	48,80	43,82	54,09	49,68	54,30	44,76
	4-5	51,90	52,64	51,14	Net - Net	99,12	99,08	99,15	98,53	98,62	98,44	95,79	95,43	96,16	79,04	78,74	79,36	35,74	30,95	40,83	43,30	47,79	38,53
	5	69,59	71,77	67,34																			
TR222 Çanakkale	3-5	43,94	44,75	43,12	Brüt - Gross	105,56	104,34	106,86	104,26	104,48	104,03	106,83	104,21	109,63	103,74	105,56	101,80	55,75	50,63	61,19	47,99	54,92	40,60
	4-5	62,48	63,21	61,72	Net - Net	98,72	98,71	98,73	97,74	97,73	97,76	94,80	94,49	95,14	84,67	85,86	83,40	42,08	36,81	47,68	42,59	49,05	35,72
	5	87,82	89,81	85,74																			
TR310 İzmir	3-5	34,90	35,57	34,19	Brüt - Gross	107,88	106,87	108,95	104,57	104,44	104,71	111,18	109,28	113,19	107,00	108,07	105,87	55,71	52,70	58,92	51,29	55,36	46,95
	4-5	48,40	49,47	47,27	Net - Net	98,94	98,89	98,98	98,53	98,26	98,81	95,61	95,46	95,77	78,02	76,26	79,90	36,65	31,94	41,66	41,37	44,32	38,23
	5	61,86	64,35	59,23																			
TR321 Aydın	3-5	36,13	36,56	35,68	Brüt - Gross	105,63	105,14	106,15	105,59	105,59	105,59	105,67	104,70	106,69	94,44	94,76	94,11	50,00	45,62	54,56	44,45	49,14	39,55
	4-5	50,83	51,46	50,16	Net - Net	99,32	99,31	99,34	98,68	98,57	98,79	95,69	95,44	95,95	75,49	74,16	76,88	36,60	31,39	42,05	38,89	42,77	34,83
	5	68,71	70,14	67,21																			
TR322 Denizli	3-5	41,83	42,41	41,22	Brüt - Gross	104,82	104,28	105,39	104,91	105,17	104,64	104,72	103,40	106,11	96,16	94,73	97,67	48,92	44,06	54,04	47,24	50,68	43,63
	4-5	58,61	59,19	58,00	Net - Net	98,52	98,59	98,45	97,80	97,72	97,88	93,77	93,46	94,09	76,88	75,01	78,84	35,86	30,92	41,06	41,02	44,09	37,78
	5	82,60	84,83	80,31																			
TR323 Muğla	3-5	38,45	38,87	38,02	Brüt - Gross	105,68	105,26	106,13	104,69	104,65	104,74	106,69	105,88	107,56	102,35	104,25	100,30	58,33	54,57	62,39	44,01	49,68	37,91
	4-5	55,83	56,70	54,91	Net - Net	98,67	98,62	98,72	98,22	97,92	98,55	94,43	94,27	94,61	76,80	75,95	77,73	38,41	32,85	44,40	38,39	43,10	33,32
	5	78,50	81,39	75,46																			
TR331 Manisa	3-5	34,47	35,08	33,83	Brüt - Gross	105,40	104,67	106,18	104,83	104,56	105,13	105,96	104,78	107,22	93,52	93,55	93,48	43,39	38,22	48,82	50,13	55,33	44,67
	4-5	49,75	50,79	48,66	Net - Net	99,21	99,19	99,24	98,75	98,55	98,97	95,85	95,83	95,88	74,62	74,28	74,98	31,90	26,94	37,10	42,72	47,33	37,88
	5	67,83	69,71	65,85																			
TR332 Afyonkarahisar	3-5	33,86	34,33	33,37	Brüt - Gross	104,10	104,01	104,19	106,46	106,36	106,56	101,77	101,70	101,85	83,10	86,76	79,23	33,63	32,89	34,41	49,47	53,87	44,82
	4-5	50,21	51,22	49,15	Net - Net	98,32	98,34	98,30	98,36	98,10	98,64	93,28	93,14	93,42	66,21	67,48	64,86	22,79	20,08	25,65	43,42	47,40	39,21
	5	66,06	69,55	62,39																			
TR333 Kütahya	3-5	39,05	39,31	38,77	Brüt - Gross	104,78	103,60	106,03	104,85	104,87	104,84	104,71	102,37	107,20	110,32	115,18	105,24	49,22	48,17	50,31	61,10	67,01	54,93
	4-5	55,99	56,09	55,89	Net - Net	99,34	99,47	99,20	99,08	99,13	99,02	95,79	95,80	95,78	84,79	87,42	82,05	33,00	31,99	34,06	51,79	55,43	47,99
	5	77,62	78,32	76,86																			
TR334 Uşak	3-5	37,48	37,88	37,06	Brüt - Gross	105,22	104,45	106,05	105,14	104,93	105,37	105,30	103,98	106,70	99,83	95,20	104,91	57,28	49,58	65,73	42,55	45,62	39,18
	4-5	55,14	56,29	53,95	Net - Net	98,91	98,80	99,04	98,64	98,27	99,04	94,67	94,37	94,98	77,54	73,03	82,49	40,61	33,60	48,30	36,93	39,42	34,19
	5	77,99	80,59	75,29																			
TR411 Bursa	3-5	31,11	31,75	30,44	Brüt - Gross	106,53	105,49	107,65	104,77	104,62	104,93	108,33	106,37	110,42	104,03	106,14	101,78	45,43	42,41	48,63	58,60	63,74	53,15
	4-5	44,42	45,64	43,15	Net - Net	99,16	99,23	99,09	98,62	98,51	98,75	95,54	95,62	95,46	78,22	78,58	77,83	30,84	28,04	33,81	47,38	50,54	44,02
	5	59,78	62,09	57,40																			
TR412 Eskişehir	3-5	37,94	38,52	37,31	Brüt - Gross	104,79	103,59	106,05	103,37	103,18	103,58	106,17	103,99	108,47	109,73	112,54	106,77	56,15	49,73	62,89	53,58	62,81	43,88
	4-5	52,63	53,58	51,63	Net - Net	98,79	98,72	98,87	97,94	97,69	98,21	95,80	95,69	95,91	87,57	89,41	85,63	42,99	36,59	49,72	44,58	52,82	35,91
	5	72,42	74,76	70,01																			
TR413 Bilecik	3-5	39,21	40,07	38,32	Brüt - Gross	105,15	104,08	106,30	103,98	104,21	103												





## 1.4 İstatistik Bölge Birimleri Sınıflaması 3. düzey ve eğitim seviyesine göre okullaşma oranı (devam)

Schooling ratio by Statistical Regions Level 3 and level of education (continued)

[2012/'13 Öğretim yılı başı - Beginning of the educational year 2012/'13]

A. Toplam-Total			B. Erkek-Males			C. Kadın-Females															( % )		
İBBS - 3. Düzey SR - Level 3	Okul Öncesi <sup>(1)(2)</sup> Pre Primary Education <sup>(1)(2)</sup>			Okullaşma Oranı <sup>(1)(3)</sup> Schooling Ratio <sup>(1)(3)</sup>	İlköğretim (İlkokul+Ortaokul) Primary Education (Primary School+Lower Secondary School)			İlkokul Primary School			Ortaokul Lower Secondary School			Ortaöğretim (Lise) Upper Secondary Education			Genel Ortaöğretim <sup>(3)</sup> General Secondary Education <sup>(3)</sup>			Mesleki ve Teknik Ortaöğretim <sup>(4)</sup> Vocational and Technical Secondary Education <sup>(4)</sup>			
	Yaş Age	A	B		C	A	B	C	A	B	C	A	B	C	A	B	C	A	B	C	A	B	C
TR813 Bartın	3-5	35,78	35,45	36,13	Brüt - Gross	105,06	104,18	105,99	105,40	105,68	105,08	104,76	102,80	106,77	101,25	103,38	99,13	36,27	32,70	39,84	64,98	70,68	59,29
	4-5	50,81	50,53	51,09	Net - Net	99,61	99,75	99,47	99,35	99,52	99,17	97,35	96,94	97,76	79,82	82,52	77,11	23,75	21,12	26,39	56,06	61,40	50,72
	5	59,34	61,25	57,42																			
TR821 Kastamonu	3-5	33,67	34,59	32,71	Brüt - Gross	107,93	106,33	109,60	106,17	105,83	106,52	109,66	106,81	112,62	100,31	101,09	99,48	42,76	37,19	48,72	57,55	63,90	50,77
	4-5	47,48	48,59	46,32	Net - Net	99,71	99,92	99,50	99,52	99,33	99,72	96,23	96,55	95,90	76,57	79,56	73,38	26,40	22,84	30,22	50,17	56,72	43,17
	5	59,38	62,37	56,40																			
TR822 Çankırı	3-5	32,64	32,55	32,73	Brüt - Gross	95,96	96,10	95,81	97,46	97,62	97,29	94,55	94,69	94,41	96,90	104,42	89,17	39,37	37,23	41,58	57,53	67,19	47,60
	4-5	45,93	45,76	46,10	Net - Net	90,04	90,45	89,60	90,73	90,77	90,70	84,95	85,36	84,53	74,33	77,65	70,91	26,86	23,26	30,57	47,46	54,39	40,34
	5	59,93	60,15	59,69																			
TR823 Sinop	3-5	37,32	37,48	37,15	Brüt - Gross	107,46	106,28	108,69	106,83	106,68	106,99	108,04	105,91	110,26	104,93	105,10	104,76	55,32	46,43	64,59	49,61	58,66	40,17
	4-5	52,60	52,58	52,62	Net - Net	99,37	99,68	99,05	99,40	99,20	99,61	94,90	95,29	94,49	78,60	80,17	76,97	36,20	29,95	42,72	42,40	50,22	34,25
	5	66,58	66,63	66,52																			
TR831 Samsun	3-5	38,47	39,20	37,70	Brüt - Gross	106,65	105,51	107,84	106,34	106,14	106,55	106,93	104,94	109,00	98,61	98,22	99,02	53,04	49,16	57,05	45,57	49,06	41,97
	4-5	54,48	55,48	53,43	Net - Net	99,55	99,72	99,38	99,86	99,84	99,88	96,30	96,47	96,11	73,66	73,73	73,58	36,15	32,72	39,70	37,50	41,01	33,89
	5	67,73	69,60	65,75																			
TR832 Tokat	3-5	32,28	32,69	31,84	Brüt - Gross	99,55	99,15	99,96	100,67	100,56	100,78	98,53	97,88	99,22	88,41	91,06	85,67	39,50	37,46	41,61	48,91	53,59	44,06
	4-5	46,21	47,08	45,29	Net - Net	92,90	93,13	92,66	92,87	92,64	93,12	88,04	88,28	87,78	68,37	69,79	66,90	27,44	25,00	29,97	40,93	44,79	36,93
	5	58,04	60,83	55,04																			
TR833 Çorum	3-5	33,63	34,81	32,40	Brüt - Gross	106,50	105,13	107,92	105,68	105,81	105,54	107,26	104,49	110,10	95,63	97,16	94,01	49,75	46,45	53,23	45,87	50,71	40,78
	4-5	48,28	49,90	46,58	Net - Net	98,70	98,63	98,78	98,32	98,10	98,55	93,55	93,05	94,06	71,95	72,56	71,31	33,89	30,72	37,24	38,06	41,84	34,08
	5	67,90	71,17	64,47																			
TR834 Amasya	3-5	50,41	50,92	49,86	Brüt - Gross	105,69	104,85	106,58	104,44	104,26	104,63	106,83	105,39	108,34	108,23	111,80	104,49	49,87	47,62	52,23	58,36	64,17	52,26
	4-5	68,02	68,91	67,07	Net - Net	99,41	99,54	99,28	98,65	98,38	98,93	96,99	97,14	96,82	85,63	87,35	83,84	36,19	32,69	39,85	49,45	54,66	43,99
	5	78,09	81,11	74,84																			
TR901 Trabzon	3-5	42,43	43,04	41,78	Brüt - Gross	104,65	103,93	105,39	105,35	105,46	105,25	103,99	102,52	105,52	111,12	111,52	110,71	52,22	49,72	54,81	58,90	61,81	55,90
	4-5	59,11	59,75	58,42	Net - Net	98,99	99,25	98,72	98,89	98,74	99,06	95,75	96,09	95,40	83,58	83,93	83,22	38,09	35,32	40,96	45,49	48,62	42,26
	5	68,98	69,90	67,97																			
TR902 Ordu	3-5	30,37	30,75	29,96	Brüt - Gross	99,70	99,11	100,31	101,19	101,03	101,36	98,41	97,43	99,42	85,53	85,37	85,69	37,30	33,20	41,58	48,23	52,17	44,11
	4-5	44,16	44,74	43,52	Net - Net	94,64	94,61	94,67	94,82	94,78	94,86	91,53	91,34	91,72	69,55	69,58	69,52	28,44	24,76	32,29	41,11	44,82	37,23
	5	55,39	56,73	53,92																			
TR903 Giresun	3-5	44,43	43,59	45,33	Brüt - Gross	104,39	103,79	105,03	104,84	105,22	104,45	104,00	102,54	105,55	108,27	111,10	105,31	46,27	43,28	49,40	61,99	67,83	55,90
	4-5	61,67	60,38	63,02	Net - Net	98,39	98,52	98,26	98,78	98,76	98,81	94,95	94,93	94,98	85,31	88,30	82,19	32,12	29,44	34,92	53,19	58,86	47,27
	5	74,21	73,37	75,06																			
TR904 Rize	3-5	37,86	37,71	38,02	Brüt - Gross	107,06	105,02	109,19	104,53	104,29	104,78	109,41	105,70	113,32	132,07	136,80	127,16	62,14	57,89	66,53	69,93	78,91	60,63
	4-5	53,26	54,10	52,38	Net - Net	98,94	99,23	98,64	98,49	98,30	98,68	96,68	97,21	96,14	92,44	94,74	90,05	41,27	37,96	44,69	51,17	56,78	45,36
	5	63,71	66,88	60,32																			
TR905 Artvin	3-5	41,91	41,32	42,52	Brüt - Gross	106,52	105,38	107,71	106,35	106,40	106,31	106,66	104,46	108,99	113,64	113,12	114,19	55,23	48,99	61,83	58,41	64,12	52,36
	4-5	59,47	58,93	60,02	Net - Net	99,46	99,76	99,15	99,82	99,91	99,73	96,13	96,49	95,75	86,73	86,90	86,55	37,37	33,63	41,33	49,36	53,27	45,22
	5	74,95	74,75	75,16																			
TR906 Gümüşhane	3-5	29,86	30,59	29,13	Brüt - Gross	102,17	102,01	102,35	116,18	117,18	115,12	89,31	88,17	90,56	91,73	92,40	91,06	41,32	43,45	39,18	50,41	48,95	51,88
	4-5	42,58	43,84	41,31	Net - Net	93,99	94,52	93,42	93,95	94,61	93,23	80,82	80,74	80,92	67,89	68,14	67,64	25,48	24,92	26,04	42,42	43,22	41,61
	5	51,28	53,73	48,78																			
TRA11 Erzurum	3-5	27,73	28,40	27,00	Brüt - Gross	106,47	104,96	108,03	109,73	108,93	110,55	103,30	101,13	105,57	82,13	88,99	74,83	47,41	51,52	43,04	34,72	37,47	31,79
	4-5	39,33	40,51	38,07	Net - Net	97,51	97,54	97,48	98,86	99,09	98,62	89,13	89,32	88,93	55,01	59,38	50,35	29,56	31,25	27,77	25,44	28,13	22,58
	5	46,11	48,09	44,01																			
TRA12 Erzincan	3-5	35,98	37,06	34,86	Brüt - Gross	105,21	103,35	107,18	105,94	105,52	106,39	104,54	101,36	107,90	109,89	116,24	103,37	59,85	61,23	58,44	50,04	55,02	44,94
	4-5	49,96	51,21	48,66	Net - Net	98,21	98,16	98,26	98,40	97,87	98,95	93,83	93,87	93,78	81,86	86,20	77,41	41,58	41,26	41,91	40,28	44,94	35,50
	5	61,08	64,28	57,73																			
TRA13 Bayburt	3-5	31,29	31,21	31,37	Brüt - Gross	106,26	105,58	106,97	107,49	107,52	107,46	105,12	103,83	106,52	104,42	112,25	96,34	53,03	57,08	48,85	51,39	55,17	47,49
	4-5	44,18	44,43	43,93	Net - Net	98,24	98,67	97,77	99,26	99,47	99,05	94,26	94,83	93,64	76,93	83,57	70,08	36					

**1.4 İstatistik Bölge Birimleri Sınıflaması 3. düzey ve eğitim seviyesine göre okullaşma oranı (devam)**

Schooling ratio by Statistical Regions Level 3 and level of education (continued)

**[2012/'13 Öğretim yılı başı - Beginning of the educational year 2012/'13]**

İBBS - 3. Düzey SR - Level 3	A. Toplam-Total			B. Erkek-Males			C. Kadın-Females			(% )													
	Okul Öncesi <sup>(1)(2)</sup>			Okullaşma Oranı <sup>(4)(8)</sup>	İlköğretim (İlkokul+Ortaokul) <sup>(1)(2)</sup>			İlkokul <sup>(1)(2)</sup>			Ortaokul <sup>(1)(2)</sup>			Ortaöğretim (Lise) <sup>(3)</sup>			Genel Ortaöğretim <sup>(3)</sup>			Mesleki ve Teknik Ortaöğretim <sup>(4)</sup>			
	Yaş Age	A	B		C	A	B	C	A	B	C	A	B	C	A	B	C	A	B	C	A	B	C
<b>TRA24 Ardahan</b>	3-5	42,23	41,16	43,30	Brüt - Gross	105,50	105,65	105,33	106,19	106,33	106,05	104,82	104,99	104,62	86,06	87,05	85,01	40,17	38,81	41,62	45,89	48,24	43,39
	4-5	59,23	58,19	60,26	Net - Net	98,38	98,44	98,31	99,60	99,74	99,45	94,19	94,20	94,17	66,72	66,05	67,44	27,64	25,31	30,13	39,08	40,74	37,32
	5	64,56	65,64	63,47																			
<b>TRB11 Malatya</b>	3-5	33,77	34,25	33,28	Brüt - Gross	106,36	105,76	106,99	105,50	105,38	105,62	107,21	106,13	108,34	113,55	117,39	109,48	71,66	72,99	70,26	41,88	44,40	39,22
	4-5	48,53	49,49	47,55	Net - Net	98,37	98,65	98,07	98,48	98,60	98,35	94,39	94,67	94,08	80,06	81,19	78,87	49,65	47,58	51,84	30,41	33,61	27,03
	5	60,46	62,88	57,95																			
<b>TRB12 Elazığ</b>	3-5	35,46	36,32	34,55	Brüt - Gross	106,95	105,57	108,41	107,32	106,89	107,78	106,60	104,28	109,01	110,50	113,73	107,11	72,03	74,12	69,84	38,47	39,61	37,27
	4-5	50,66	51,78	49,46	Net - Net	98,45	98,75	98,13	99,14	99,19	99,10	93,95	94,46	93,42	76,95	79,66	74,09	47,36	48,42	46,25	29,58	31,24	27,84
	5	55,34	59,00	51,52																			
<b>TRB13 Bingöl</b>	3-5	29,07	29,93	28,20	Brüt - Gross	110,70	109,03	112,44	108,95	109,47	108,42	112,42	108,61	116,50	92,68	100,26	84,74	53,14	61,37	44,51	39,55	38,89	40,23
	4-5	41,15	42,48	39,78	Net - Net	96,80	97,02	96,56	97,89	98,59	97,18	89,09	89,29	88,89	53,86	57,90	49,63	26,67	30,78	22,37	27,19	27,12	27,26
	5	41,51	42,91	40,02																			
<b>TRB14 Tunceli</b>	3-5	49,42	48,99	49,86	Brüt - Gross	104,15	103,70	104,64	103,24	103,49	102,98	105,02	103,90	106,18	114,89	117,42	112,26	90,54	92,37	88,63	24,35	25,05	23,62
	4-5	65,16	64,39	65,98	Net - Net	96,63	96,96	96,29	97,69	97,97	97,39	92,34	92,60	92,08	79,84	77,17	82,61	64,49	60,96	68,15	15,35	16,21	14,46
	5	73,51	76,59	70,11																			
<b>TRB21 Van</b>	3-5	28,41	28,52	28,30	Brüt - Gross	109,79	109,10	110,50	114,28	113,24	115,36	105,28	104,96	105,61	62,52	69,99	54,46	33,83	40,83	26,27	28,69	29,16	28,19
	4-5	41,36	41,69	41,00	Net - Net	96,96	97,13	96,79	98,62	98,79	98,45	83,05	84,03	82,03	39,67	43,65	35,38	18,75	21,90	15,35	20,92	21,74	20,03
	5	43,64	44,71	42,49																			
<b>TRB22 Muş</b>	3-5	29,17	29,54	28,78	Brüt - Gross	114,57	113,20	115,99	120,11	116,46	123,98	109,02	109,89	108,12	57,66	67,98	46,59	23,65	28,28	18,69	34,01	39,70	27,90
	4-5	41,65	42,62	40,63	Net - Net	98,49	97,95	99,05	98,98	98,82	99,14	83,06	83,63	82,47	37,03	42,86	30,78	11,63	13,08	10,06	25,40	29,77	20,71
	5	45,89	46,96	44,75																			
<b>TRB23 Bitlis</b>	3-5	28,37	29,07	27,64	Brüt - Gross	110,95	109,98	111,98	112,80	111,14	114,59	109,11	108,82	109,42	65,00	77,57	51,42	37,29	47,12	26,68	27,70	30,45	24,74
	4-5	41,06	42,29	39,76	Net - Net	97,58	97,73	97,43	98,82	99,18	98,44	86,67	87,59	85,70	41,46	48,80	33,53	20,69	25,95	15,01	20,76	22,85	18,51
	5	44,89	47,39	42,27																			
<b>TRB24 Hakkari</b>	3-5	16,19	17,24	15,08	Brüt - Gross	105,29	103,53	107,11	108,65	108,36	108,94	101,72	98,44	105,15	87,73	95,45	79,47	55,66	63,18	47,61	32,07	32,27	31,85
	4-5	22,63	24,37	20,78	Net - Net	95,10	94,81	95,41	98,05	98,13	97,96	81,65	80,98	82,36	52,39	55,45	49,11	32,56	35,04	29,91	19,82	20,41	19,20
	5	23,17	25,99	20,17																			
<b>TRC11 Gaziantep</b>	3-5	22,60	23,20	21,96	Brüt - Gross	107,77	107,28	108,29	108,18	108,21	108,15	107,33	106,27	108,44	81,98	85,26	78,51	52,56	57,48	47,35	29,42	27,78	31,16
	4-5	33,59	34,63	32,52	Net - Net	99,16	99,33	98,98	99,35	99,33	99,37	92,86	92,84	92,89	59,24	59,76	58,68	35,08	36,91	33,14	24,15	22,85	25,54
	5	41,91	43,92	39,79																			
<b>TRC12 Adıyaman</b>	3-5	29,80	30,01	29,58	Brüt - Gross	107,75	107,42	108,09	107,92	108,15	107,68	107,58	106,70	108,50	96,65	102,34	90,70	56,38	61,65	50,87	40,27	40,69	39,84
	4-5	43,05	43,35	42,73	Net - Net	98,61	98,76	98,45	99,28	99,26	99,29	92,54	92,31	92,79	65,67	67,15	64,13	33,51	34,07	32,92	32,17	33,08	31,21
	5	51,58	53,11	50,03																			
<b>TRC13 Kilis</b>	3-5	32,04	32,63	31,41	Brüt - Gross	105,61	105,15	106,08	107,47	107,02	107,95	103,67	103,10	104,22	97,17	101,08	93,19	46,97	45,92	48,03	50,20	55,15	45,16
	4-5	46,36	46,63	46,08	Net - Net	97,96	98,07	97,85	99,01	98,91	99,12	91,01	91,25	90,78	70,84	71,12	70,56	28,25	24,33	32,23	42,60	46,79	38,33
	5	55,89	57,00	54,72																			
<b>TRC21 Şanlıurfa</b>	3-5	30,93	31,08	30,77	Brüt - Gross	113,62	112,82	114,47	115,42	113,34	117,63	111,62	112,25	110,97	64,39	75,29	52,83	40,22	50,22	29,63	24,17	25,08	23,20
	4-5	44,73	45,26	44,17	Net - Net	98,80	98,95	98,64	99,41	99,42	99,40	86,32	87,60	84,97	42,67	49,11	35,85	23,75	29,11	18,07	18,92	20,00	17,78
	5	43,62	45,80	41,33																			
<b>TRC22 Diyarbakır</b>	3-5	28,37	28,89	27,82	Brüt - Gross	111,91	110,52	113,36	112,14	111,19	113,14	111,67	109,84	113,59	80,09	86,79	73,07	57,17	64,39	49,62	22,92	22,40	23,46
	4-5	40,06	41,05	39,02	Net - Net	99,19	99,16	99,23	99,64	99,64	99,64	90,23	90,49	89,96	50,87	54,12	47,47	35,00	38,61	31,21	15,87	15,51	16,26
	5	43,13	45,25	40,90																			
<b>TRC31 Mardin</b>	3-5	21,53	22,08	20,95	Brüt - Gross	109,49	108,35	110,67	111,13	110,76	111,52	107,82	105,88	109,82	79,42	90,20	68,23	53,16	63,08	42,86	26,26	27,13	25,37
	4-5	31,69	32,48	30,85	Net - Net	98,29	98,40	98,18	99,64	99,86	99,41	89,42	89,50	89,33	49,03	53,89	43,99	28,94	33,15	24,57	20,09	20,74	19,42
	5	34,69	36,96	32,30																			
<b>TRC32 Batman</b>	3-5	24,71	25,63	23,74	Brüt - Gross	110,57	109,85	111,33	112,09	111,57	112,62	109,05	108,11	110,03	88,36	98,24	78,04	65,49	76,86	53,61	22,87	21,38	24,43
	4-5	35,28	36,69	33,80	Net - Net	98,47	98,43	98,52	99,51	99,40	99,63	88,91	88,90	88,93	54,19	57,75	50,49	38,44	43,24	33,43	15,76	14,51	17,06
	5	37,77	39,65	35,80																			
<b>TRC33 Şırnak</b>	3-5	24,02	24,43	23,59	Brüt - Gross	110,56	110,39	110,74	113,18	112,58	113,81	107,70	107,97	107,42	73,12	85,44	59,78	47,11	56,57	36,87	26,01	28,87	22,92
	4-5	33,93	34,73	33,08	Net - Net	98,03	98,17	97,90	99,32	99,44	99,20	86,59	86,69	86,50	43,18	48,03	37,92	23,65	26,02	21,08	19,53	22,02	16,84
	5	33,67	35,83	31,43																			

**1.5 Öğretim yılı ve eğitim (5 yıllık zorunlu eğitim) seviyesine göre cinsiyet oranı**

Sex ratio by educational year and level of education (5-year compulsory education)

( %)

Öğretim yılı Educational year	Cinsiyet Oranı <sup>(1)</sup> - Sex Ratio <sup>(1)</sup>			
	İlkokul Primary School	Ortaokul ve dengi Junior High School and Equivalent	Lise ve dengi High School and Equivalent	Yükseköğretim Higher Education
1994/'95	94,85	67,80	65,60	65,19
1995/'96	94,72	67,91	67,59	67,40
1996/'97	93,84	69,34	70,07	66,93

**1.6.a Öğretim yılı ve eğitim seviyesine göre cinsiyet oranı**

Sex ratio by educational year and level of education

( %)

Öğretim yılı Educational year	Cinsiyet Oranı <sup>(1)</sup> - Sex Ratio <sup>(1)</sup>		
	İlköğretim <sup>(2)</sup> Primary Education <sup>(2)</sup>	Ortaöğretim Secondary Education	Yükseköğretim Higher Education
1997/'98	85,63	74,70	69,58
1998/'99	86,97	75,50	69,44
1999/'00	88,54	74,74	70,96
2000/'01	89,64	74,41	73,56
2001/'02	90,71	75,87	75,17
2002/'03	91,10	72,32	74,33
2003/'04	91,86	78,01	74,09
2004/'05	92,33	78,72	74,66
2005/'06	93,33	78,76	77,20
2006/'07	94,11	79,65	77,65
2007/'08	96,39	85,81	78,74
2008/'09	97,91	88,99	80,08
2009/'10	98,91	88,59	83,38
2010/'11	100,42	89,74	86,24
2011/'12	100,41	93,29	87,38

( %)

Öğretim yılı Educational year	Cinsiyet Oranı <sup>(1)</sup> - Sex Ratio <sup>(1)</sup>			
	İlkokul Primary School	Ortaokul Lower Secondary School	Ortaöğretim Upper Secondary Education	Yükseköğretim Higher Education
2012/'13	100,59	102,94	94,15	88,05
2013/'14	100,82	103,69	94,59	-

(1) Cinsiyet oranı tanımı için açıklamalar bölümüne bakınız.

(1) See the explanations for the definition of sex ratio.

(2) 18.08.1997 tarihli ve 4306 sayılı Kanun ile 1997/'98 öğretim yılından itibaren 8 yıllık kesintisiz, 30.03.2012 tarihli ve 6287 sayılı Kanun ile 2012/'13 öğretim yılından itibaren de 12 yıllık kademeli zorunlu eğitime geçilmiştir.

(2) Compulsory education was expanded to 8 uninterrupted with law No. 4306 dated 18.08.1997 as of 1997/'98 educational year, but to 12 gradual years with law No. 6287 dated 30.03.2012 as of 2012/'13 educational year.

## 1.6.b 2013-2014 öğretim yılı ilköğretim (ilkokul+ortaokul) ve ortaöğretim il bazı cinsiyet oranı

The sex ratio of primary education (primary school+lower secondary school) and upper secondary education by provinces in 2013-2014 educational year

[2013/14 Öğretim yılı - The educational year 2013/14]

İBBS - 3. Düzey SR - Level 3	İlköğretim (İlkokul+Ortaokul) Cinsiyet Oranı <sup>(1)</sup>	Ortaöğretim Cinsiyet Oranı <sup>(1)</sup>	İBBS - 3. Düzey SR - Level 3	İlköğretim (İlkokul+Ortaokul) Cinsiyet Oranı <sup>(1)</sup>	Ortaöğretim Cinsiyet Oranı <sup>(1)</sup>
	Sex Ratio of Primary Education (Primary School+Lower Secondary School) <sup>(1)</sup>	Sex Ratio of Upper Secondary Education <sup>(1)</sup>		Sex Ratio of Primary Education (Primary School+Lower Secondary School) <sup>(1)</sup>	Sex Ratio of Upper Secondary Education <sup>(1)</sup>
<b>Toplam - Total</b>	<b>102,23</b>	<b>94,59</b>	<b>TR723 Yozgat</b>	100,28	95,26
<b>TR100 İstanbul</b>	102,65	98,67	<b>TR811 Zonguldak</b>	101,95	98,32
<b>TR211 Tekirdağ</b>	101,32	96,78	<b>TR812 Karabük</b>	99,68	98,23
<b>TR212 Edirne</b>	101,35	89,11	<b>TR813 Bartın</b>	102,41	101,23
<b>TR213 Kırklareli</b>	101,03	91,63	<b>TR821 Kastamonu</b>	103,29	101,92
<b>TR221 Balıkesir</b>	102,10	100,33	<b>TR822 Çankırı</b>	101,24	86,66
<b>TR222 Çanakkale</b>	102,33	94,07	<b>TR823 Sinop</b>	101,80	99,36
<b>TR310 İzmir</b>	102,21	96,78	<b>TR831 Samsun</b>	102,47	102,10
<b>TR321 Aydın</b>	101,31	99,53	<b>TR832 Tokat</b>	101,50	95,88
<b>TR322 Denizli</b>	101,06	101,86	<b>TR833 Çorum</b>	102,16	98,53
<b>TR323 Muğla</b>	101,27	93,62	<b>TR834 Amasya</b>	101,39	95,49
<b>TR331 Manisa</b>	101,79	99,77	<b>TR901 Trabzon</b>	101,24	99,89
<b>TR332 Afyonkarahisar</b>	100,88	93,36	<b>TR902 Ordu</b>	101,85	102,74
<b>TR333 Kütahya</b>	102,27	94,97	<b>TR903 Giresun</b>	101,38	96,78
<b>TR334 Uşak</b>	101,49	108,59	<b>TR904 Rize</b>	103,24	96,09
<b>TR411 Bursa</b>	102,25	96,95	<b>TR905 Artvin</b>	102,43	102,35
<b>TR412 Eskişehir</b>	101,91	95,70	<b>TR906 Gümüşhane</b>	100,06	101,22
<b>TR413 Bilecik</b>	101,81	97,58	<b>TRA11 Erzurum</b>	104,15	89,19
<b>TR421 Kocaeli</b>	102,79	94,62	<b>TRA12 Erzincan</b>	103,18	90,81
<b>TR422 Sakarya</b>	103,23	101,60	<b>TRA13 Bayburt</b>	103,99	89,83
<b>TR423 Düzce</b>	102,43	101,54	<b>TRA21 Ağrı</b>	105,28	80,35
<b>TR424 Bolu</b>	103,20	91,13	<b>TRA22 Kars</b>	101,51	91,05
<b>TR425 Yalova</b>	102,48	98,89	<b>TRA23 Iğdır</b>	99,87	106,55
<b>TR510 Ankara</b>	102,25	96,55	<b>TRA24 Ardahan</b>	100,26	96,57
<b>TR521 Konya</b>	101,21	99,28	<b>TRB11 Malatya</b>	101,66	93,96
<b>TR522 Karaman</b>	101,47	104,80	<b>TRB12 Elazığ</b>	102,47	94,40
<b>TR611 Antalya</b>	101,64	100,61	<b>TRB13 Bingöl</b>	104,49	85,69
<b>TR612 Isparta</b>	101,07	98,49	<b>TRB14 Tunceli</b>	103,22	84,50
<b>TR613 Burdur</b>	101,36	100,17	<b>TRB21 Van</b>	102,83	81,54
<b>TR621 Adana</b>	101,57	94,31	<b>TRB22 Muş</b>	105,30	71,09
<b>TR622 Mersin</b>	101,58	98,42	<b>TRB23 Bitlis</b>	104,58	72,03
<b>TR631 Hatay</b>	101,52	92,35	<b>TRB 24 Hakkari</b>	104,47	82,14
<b>TR632 Kahramanmaraş</b>	100,75	91,78	<b>TRC11 Gaziantep</b>	101,70	92,90
<b>TR633 Osmaniye</b>	99,91	97,29	<b>TRC12 Adıyaman</b>	100,88	90,39
<b>TR711 Kırıkkale</b>	102,65	92,31	<b>TRC13 Kilis</b>	102,05	92,27
<b>TR712 Aksaray</b>	100,23	99,30	<b>TRC21 Şanlıurfa</b>	103,80	72,77
<b>TR713 Niğde</b>	100,56	97,84	<b>TRC22 Diyarbakır</b>	103,57	85,33
<b>TR714 Nevşehir</b>	100,78	100,78	<b>TRC31 Mardin</b>	102,95	76,83
<b>TR715 Kırşehir</b>	99,67	92,44	<b>TRC32 Batman</b>	102,11	81,76
<b>TR721 Kayseri</b>	101,72	95,90	<b>TRC33 Şırnak</b>	101,46	77,65
<b>TR722 Sivas</b>	101,42	92,10	<b>TRC34 Siirt</b>	102,08	65,50

(1) Cinsiyet oranı tanımı için açıklamalar bölümüne bakınız.

(1) See the explanations for the definition of sex ratio.



**1.7 Okul türü ve öğretim yılına göre okul / birim, öğretmen, öğrenci ve mezun olan öğrenci sayısı**

Number of schools / units, teachers, students and graduates by type of school and educational year

Okul Türü Type Of School	Öğretim Yılı Educational Year	Okul / Birim <sup>(4)</sup> School / unit <sup>(4)</sup>	Öğretmen <sup>(5)</sup> Teacher <sup>(5)</sup>	Öğrenci <sup>(2)(3)</sup> Student <sup>(2)(3)</sup>	Mezun Graduate	
<b>İlkokul</b> Primary school	<b>1923/'24</b>	4 894	10 238	341 941	-	
	<b>1940/'41</b>	10 596	20 564	955 957	71 854	
	<b>1960/'61</b>	24 398	62 526	2 866 501	304 406	
	<b>1980/'81</b>	45 660	215 459	5 694 860	951 833	
<b>Genel ortaokul</b> General junior high school	<b>1923/'24</b>	72	796	5 905	-	
	<b>1940/'41</b>	238	3 867	95 332	16 089	
	<b>1960/'61</b>	745	12 080	291 266	42 686	
	<b>1980/'81</b>	4 320	35 913	1 147 512	243 088	
<b>İlköğretim<sup>(1)</sup></b> Primary education <sup>(1)</sup>	<b>2004/'05</b>	35 611	401 288	10 565 389	1 125 012	
	<b>2005/'06</b>	34 990	389 859	10 673 935	1 108 986	
	<b>2006/'07</b>	34 656	402 829	10 846 930	1 130 599	
	<b>2007/'08</b>	34 093	445 452	10 870 570	1 193 761	
	<b>2008/'09</b>	33 769	453 318	10 709 920	1 180 162	
	<b>2009/'10</b>	33 310	485 677	10 916 643	1 185 938	
	<b>2010/'11</b>	32 797	503 328	10 981 100	1 226 473	
	<b>2011/'12</b>	32 108	515 852	10 979 301	1 252 147	
	<b>İlkokul</b> Primary school	<b>2012/'13</b>	29 169	282 043	5 593 910	-
		<b>2013/'14</b>	28 532	288 444	5 574 916	-
<b>Ortaokul</b> Junior high school	<b>2012/'13</b>	16 987	269 759	5 566 986	1 205 507	
	<b>2013/'14</b>	17 019	280 804	5 478 399	-	
<b>Genel ortaöğretim</b> General secondary education	<b>1923/'24</b>	23	513	1 241	-	
	<b>1940/'41</b>	82	1 544	24 862	5 081	
	<b>1960/'61</b>	194	4 219	75 632	11 977	
	<b>1980/'81</b>	1 167	41 334	534 605	109 130	
	<b>2004/'05</b>	2 939	93 209	1 937 055	379 511	
	<b>2005/'06</b>	3 406	102 581	2 075 617	410 109	
	<b>2006/'07</b>	3 690	103 389	2 142 218	465 809	
	<b>2007/'08</b>	3 830	106 270	1 980 452	213 506	
	<b>2008/'09</b>	4 053	107 789	2 271 900	366 444	
	<b>2009/'10</b>	4 067	111 896	2 420 691	399 478	
	<b>2010/'11</b>	4 102	118 378	2 676 123	392 064	
	<b>2011/'12</b>	4 171	122 716	2 666 066	380 548	
	<b>2012/'13</b>	4 214	119 393	2 725 972	388 522	
<b>2013/'14</b>	3 744	117 353	2 906 291	-		
<b>Mesleki ve teknik ortaokul ve lise</b> Vocational and technical junior high school and high school	<b>1923/'24</b>	64	583	6 547	-	
	<b>1940/'41</b>	103	1 355	20 264	2 995	
	<b>1960/'61</b>	530	8 333	108 221	23 507	
	<b>1980/'81</b>	1 864	33 969	520 332	101 240	
<b>Mesleki ve Teknik Ortaöğretim</b> Vocational and technical secondary education	<b>2004/'05</b>	3 877	74 405	1 102 394	211 323	
	<b>2005/'06</b>	4 029	82 736	1 182 637	235 219	
	<b>2006/'07</b>	4 244	84 276	1 244 499	263 726	
	<b>2007/'08</b>	4 450	84 771	1 264 870	108 235	
	<b>2008/'09</b>	4 622	88 924	1 565 264	182 450	
	<b>2009/'10</b>	4 846	94 966	1 819 448	263 416	
	<b>2010/'11</b>	5 179	104 327	2 072 487	314 448	
	<b>2011/'12</b>	5 501	113 098	2 090 220	332 154	
	<b>2012/'13</b>	6 204	135 502	2 269 651	339 270	
	<b>2013/'14</b>	7 211	161 288	2 513 887	-	
<b>Fakülte ve yüksekokul</b> Faculty and higher education school	<b>1923/'24</b>	9	307	2 914	321	
	<b>1940/'41</b>	20	967	12 844	1 678	
	<b>1960/'61</b>	55	4 071	65 297	6 025	
	<b>1980/'81</b>	321	20 917	237 369	31 841	
	<b>2004/'05</b>	1 283	82 096	1 969 086	316 128	
	<b>2005/'06</b>	1 306	84 785	2 181 217	340 599	
	<b>2006/'07</b>	1 339	89 329	2 291 762	378 818	
	<b>2007/'08</b>	1 387	98 766	2 372 136	409 023	
	<b>2008/'09</b>	1 495	100 504	2 757 828	447 132	
	<b>2009/'10</b>	1 617	105 427	3 322 559	520 614	
	<b>2010/'11</b>	1 756	111 495	3 626 642	496 794	
	<b>2011/'12</b>	1 914	118 839	4 112 687	573 434	
	<b>2012/'13</b>	2 086	130 653	4 676 566	-	

(1) 18.08.1997 tarihli ve 4306 sayılı Kanun ile 1997/'98 öğretim yılından itibaren 8 yıllık kesintisiz, 30.03.2012 tarihli ve 6287 sayılı Kanun ile 2012/'13 öğretim yılından itibaren de 12 yıllık kademeli zorunlu eğitime geçilmiştir.

(2) Açık ilköğretim ve açık lise öğrencilerini de kapsar.

(3) Önlisans ve lisans düzeyindeki öğrenci sayılarını kapsar.

(4) Faal olan okullar kapsamıştır.

(5) Toplam öğretmen, kadrolu öğretmenleri kapsar.

(1) Compulsory education was expanded to 8 uninterrupted with law No. 4306 dated 18.08.1997 as of 1997/'98 educational year, but to 12 gradual years with law No. 6287 dated 30.03.2012 as of 2012/'13 educational year.

(2) Students in open primary education and open high school are also included.

(3) Number of associate and undergraduate students are included.

(4) Active schools are included.

(5) Total of teachers includes permanent teaching staff.

## 1.8 Okul türü ve öğretim yılına göre okul, öğretmen, şube, öğrenci ve mezun olan öğrenci sayısı

Number of schools, teachers, divisions, students and graduates by type of school and educational year

Okul Türü ve Öğretim Yılı Type of School and Educational Year	Okul <sup>(6)</sup> School <sup>(6)</sup>	Öğretmen <sup>(2)(4)</sup> Teacher <sup>(2)(4)</sup>			Şube Division	Öğrenci Student			Mezun <sup>(5)</sup> Graduate <sup>(5)</sup>		
		Toplam Total	Erkek Males	Kadın Females		Toplam Total	Erkek Males	Kadın Females	Toplam Total	Erkek Males	Kadın Females
<b>Okul öncesi Eğitim<sup>(1)</sup> - Pre - Primary Education<sup>(1)</sup></b>											
2003/' 04	13 285	17 511	694	16 817	16 710	344 741	179 988	164 753	-	-	-
2004/' 05	15 978	22 152	1 161	20 991	31 547	434 771	226 959	207 812	-	-	-
2005/' 06	18 539	20 910	1 167	19 743	31 511	550 146	286 347	263 799	-	-	-
2006/' 07	20 675	24 775	1 181	23 594	36 654	640 849	334 252	306 597	-	-	-
2007/' 08	22 506	25 901	1 218	24 683	40 857	701 762	366 209	335 553	-	-	-
2008/' 09	23 653	29 342	1 644	27 698	45 030	804 765	421 033	383 732	-	-	-
2009/' 10	26 681	42 716	2 069	40 647	53 235	980 654	511 127	469 527	-	-	-
2010/' 11	27 606	48 330	3 414	44 916	57 707	1 115 818	580 296	535 522	-	-	-
2011/' 12	28 625	55 883	2 954	52 929	61 937	1 169 556	607 052	562 504	-	-	-
2012/' 13	27 197	62 933	3 620	59 313	61 920	1 077 933	562 179	515 754	-	-	-
2013/' 14	26 698	63 327	3 387	59 940	63 273	1 059 495	555 194	504 301	-	-	-
<b>İlkokul - Primary School</b>											
1992/' 93	49 974	235 721	134 899	100 822	306 615	6 707 725	3 543 917	3 163 808	1 209 112	644 931	564 181
1993/' 94	49 599	237 943	135 552	102 391	282 477	6 526 296	3 433 959	3 092 337	1 218 225	650 563	567 662
1994/' 95	48 429	233 073	131 516	101 557	277 323	6 466 648	3 401 163	3 065 485	1 194 313	636 083	558 230
1995/' 96	49 240	231 900	130 752	101 148	268 098	6 403 300	3 370 218	3 033 082	1 177 790	625 382	552 408
1996/' 97	47 313	217 131	122 581	94 550	256 989	6 389 060	3 375 510	3 013 550	1 147 311	613 055	534 256
<b>Resmî - Public</b>											
1992/' 93	49 770	233 169	134 614	98 555	304 804	6 664 160	3 519 757	3 144 403	1 200 724	640 266	560 458
1993/' 94	49 378	235 206	135 244	99 962	280 565	6 481 181	3 408 902	3 072 279	1 209 374	645 587	563 787
1994/' 95	48 196	230 152	131 170	98 982	275 221	6 418 095	3 374 110	3 043 985	1 184 883	630 907	553 976
1995/' 96	48 953	228 442	130 238	98 204	265 652	6 347 995	3 339 254	3 008 741	1 167 719	619 721	547 998
1996/' 97	46 978	212 960	122 008	90 952	253 928	6 321 400	3 337 776	2 983 624	1 135 445	606 379	529 066
<b>Özel - Private</b>											
1992/' 93	204	2 552	285	2 267	1 811	43 565	24 160	19 405	8 388	4 665	3 723
1993/' 94	221	2 737	308	2 429	1 912	45 115	25 057	20 058	8 851	4 976	3 875
1994/' 95	233	2 921	346	2 575	2 102	48 553	27 053	21 500	9 430	5 176	4 254
1995/' 96	287	3 458	514	2 944	2 446	55 305	30 964	24 341	10 071	5 661	4 410
1996/' 97	335	4 171	573	3 598	3 061	67 660	37 734	29 926	11 866	6 676	5 190

(1) Resmî ilkokulların bünyesinde bulunan anasınıfı öğretmenleri resmî ilkokul öğretmenleri içerisinde, kız teknik okulu bünyesindeki uygulamalı anasınıfı öğretmenleri kız meslek lisesi içerisinde birer kere daha gösterilmiştir.

(1) Nursery class teachers within public primary schools are once again included in primary school teachers. Applied nursery class teachers within technical schools for girls are once again included in teachers of vocational high schools for girls.

(2) Öğretmen sayısı sütununda kadrolu öğretmenler ile öğretmen olmayıp , ders okutanlar kapsanmıştır. Lise bünyesindeki ortaokul öğretmenleri bağlı oldukları lise öğretmenleri içerisinde gösterilmiştir. 1997/'98 öğretim yılından itibaren kadrolu öğretmen bilgileri verilmiştir. 2007-2008 öğretim yılından itibaren kadrolu ve sözleşmeli öğretmenleri kapsar.

(2) Teachers column includes permanent and other teaching staff. Junior high school teachers within high schools are included in the teachers of high schools. Data on permanent teaching staff is given as of the educational year 1997/'98. The data includes permanent and contractual teaching staff as of the educational year 2007-2008.

(3) 18.08.1997 tarih ve 4306 sayılı yasa ile 1997/'98 öğretim yılından itibaren 8 yıllık kesintisiz zorunlu eğitime geçilmiştir.

(3) Compulsory education was expanded to 8 years with law No. 4306 dated 18.08.1997 as of the educational year 1997/'98.

(4) Öğretmen sütununda kadrolu öğretmenler gösterilmiştir. Lise bünyesindeki ortaokul öğretmenleri bağlı oldukları lise öğretmenleri içerisinde gösterilmiştir. 2007-2008 öğretim yılından itibaren kadrolu ve sözleşmeli öğretmenleri kapsar.

(4) Teachers column includes permanent teaching staff. Lower secondary school teachers within high schools are included in the teachers of high schools. The data includes permanent and contractual teaching staff as of the educational year 2007-2008.

(5) Sistem gereği mezun olan öğrenci sayısı bir öğretim yılı sonra verilmektedir.

(5) The number of graduates are given in the following educational year.

(6) Faal olan okullar kapsanmıştır.

(6) Active schools are included.



## 1.8 Okul türü ve öğretim yılına göre okul, öğretmen, şube, öğrenci ve mezun olan öğrenci sayısı (devam)

Number of schools, teachers, divisions, students and graduates by type of school and educational year (continued)

Okul Türü ve Öğretim Yılı Type of School and Educational Year	Okul <sup>(6)</sup> School <sup>(6)</sup>	Öğretmen <sup>(2)(4)</sup> Teacher <sup>(2)(4)</sup>			Şube Division	Öğrenci Student			Mezun <sup>(5)</sup> Graduate <sup>(5)</sup>		
		Toplam Total	Erkek Males	Kadın Females		Toplam Total	Erkek Males	Kadın Females	Toplam Total	Erkek Males	Kadın Females
<b>Ortaokul - Junior High School</b>											
1992/' 93	7 544	56 055	35 331	20 724	57 462	2 556 339	1 575 026	981 313	731 451	451 906	279 545
1993/' 94	8 318	61 968	38 244	23 724	60 809	2 636 558	1 612 355	1 024 203	789 269	484 167	305 102
1994/' 95	8 897	64 871	38 619	26 252	63 405	2 674 986	1 623 762	1 051 224	813 692	489 221	324 471
1995/' 96	9 385	70 661	41 502	29 159	64 978	2 645 440	1 605 478	1 039 962	789 839	475 944	313 895
1996/' 97	9 830	72 164	42 094	30 070	66 763	2 622 594	1 579 612	1 042 982	829 537	504 605	324 932
<b>Genel Ortaokul - General Junior High School</b>											
1992/' 93	6 680	55 457	35 059	20 398	50 420	2 242 875	1 393 735	849 140	652 044	406 443	245 601
1993/' 94	7 425	61 457	37 989	23 468	53 297	2 303 418	1 424 809	878 609	695 931	432 374	263 557
1994/' 95	7 993	64 520	38 430	26 090	55 355	2 318 915	1 426 255	892 660	714 306	435 126	279 180
1995/' 96	8 493	70 345	41 315	29 030	56 913	2 296 386	1 414 760	881 626	696 359	426 197	270 162
1996/' 97	8 844	71 808	41 893	29 915	58 432	2 269 620	1 389 357	880 263	733 484	454 142	279 342
<b>Resmi -Public</b>											
1992/' 93	6 458	55 407	35 053	20 354	48 204	2 180 168	1 358 796	821 372	638 831	399 307	239 524
1993/' 94	7 194	61 387	37 979	23 408	50 986	2 238 774	1 388 880	849 894	681 148	424 345	256 803
1994/' 95	7 745	64 456	38 416	26 040	53 020	2 254 951	1 390 376	864 575	699 792	427 349	272 443
1995/' 96	8 211	70 287	41 302	28 985	54 407	2 229 662	1 377 473	852 189	681 051	417 929	263 122
1996/' 97	8 530	71 744	41 881	29 863	55 757	2 201 197	1 350 952	850 245	718 744	446 310	272 434
<b>Özel - Private</b>											
1992/' 93	222	50	6	44	2 216	62 707	34 939	27 768	13 213	7 136	6 077
1993/' 94	231	70	10	60	2 311	64 644	35 929	28 715	14 783	8 029	6 754
1994/' 95	248	64	14	50	2 335	63 964	35 879	28 085	14 514	7 777	6 737
1995/' 96	282	58	13	45	2 506	66 724	37 287	29 437	15 308	8 268	7 040
1996/' 97	314	64	12	52	2 675	68 423	38 405	30 018	14 740	7 832	6 908
<b>Mesleki ve Teknik Ortaokul - Vocational and Technical Junior High School</b>											
1992/' 93	864	598	272	326	7 042	313 464	181 291	132 173	79 407	45 463	33 944
1993/' 94	893	511	255	256	7 512	333 140	187 546	145 594	93 338	51 793	41 545
1994/' 95	904	351	189	162	8 050	356 071	197 507	158 564	99 386	54 095	45 291
1995/' 96	892	316	187	129	8 065	349 054	190 718	158 336	93 480	49 747	43 733
1996/' 97	986	356	201	155	8 331	352 974	190 255	162 719	96 053	50 463	45 590
<b>Resmi -Public</b>											
1992/' 93	862	598	272	326	7 034	313 162	181 291	131 871	79 270	45 463	33 807
1993/' 94	892	511	255	256	7 505	332 959	187 546	145 413	93 275	51 793	41 482
1994/' 95	903	351	189	162	8 044	355 908	197 507	158 401	99 332	54 095	45 237
1995/' 96	891	316	187	129	8 059	348 912	190 718	158 194	93 434	49 747	43 687
1996/' 97	985	356	201	155	8 325	352 847	190 255	162 592	96 014	50 463	45 551
<b>Özel - Private</b>											
1992/' 93	2	-	-	-	8	302	-	302	137	-	137
1993/' 94	1	-	-	-	7	181	-	181	63	-	63
1994/' 95	1	-	-	-	6	163	-	163	54	-	54
1995/' 96	1	-	-	-	6	142	-	142	46	-	46
1996/' 97	1	-	-	-	6	127	-	127	39	-	39

## 1.8 Okul türü ve öğretim yılına göre okul, öğretmen, şube, öğrenci ve mezun olan öğrenci sayısı (devam)

Number of schools, teachers, divisions, students and graduates by type of school and educational year (continued)

Okul Türü ve Öğretim Yılı Type of School and Educational Year	Okul <sup>(6)</sup> School <sup>(6)</sup>	Öğretmen <sup>(2)(4)</sup> Teacher <sup>(2)(4)</sup>			Şube Division	Öğrenci Student			Mezun <sup>(5)</sup> Graduate <sup>(5)</sup>			
		Toplam Total	Erkek Males	Kadın Females		Toplam Total	Erkek Males	Kadın Females	Toplam Total	Erkek Males	Kadın Females	
<b>İlköğretim</b> <sup>(2)(3)(4)</sup> - Primary Education <sup>(2)(3)(4)</sup>												
<b>Resmi- Public</b>												
2006/' 07	34 656	402 829	209 366	193 463	387 351	10 846 930	5 684 609	5 162 321	1 130 599	605 503	525 096	
2007/' 08	34 093	445 452	223 406	222 046	392 521	10 870 570	5 676 872	5 193 698	1 193 761	635 015	558 746	
2008/' 09	33 769	453 318	224 644	228 674	408 221	10 709 920	5 553 871	5 156 049	1 180 162	627 177	552 985	
2009/' 10	33 310	485 677	232 948	252 729	416 930	10 916 643	5 632 328	5 284 315	1 185 938	627 637	558 301	
2010/' 11	32 797	503 328	237 254	266 074	418 334	10 981 100	5 623 476	5 357 624	1 226 473	643 872	582 601	
2011/' 12	32 108	515 852	238 854	276 998	422 751	10 979 301	5 622 661	5 356 640	1 252 147	653 022	599 125	
<b>Özel- Private</b>												
2006/' 07	757	21 475	6 403	15 072	11 797	213 071	116 099	96 972	28 504	15 936	12 568	
2007/' 08	866	23 188	7 030	16 158	12 980	226 187	122 765	103 422	30 303	16 785	13 518	
2008/' 09	907	24 889	7 215	17 674	13 488	239 988	130 139	109 849	31 924	17 470	14 454	
2009/' 10	879	27 631	8 673	18 958	14 160	251 967	136 133	115 834	32 686	17 692	14 994	
2010/' 11	898	29 424	9 212	20 212	14 346	267 294	144 319	122 975	34 534	18 605	15 929	
2011/' 12	931	31 691	9 932	21 759	15 188	286 972	154 497	132 475	37 737	20 336	17 401	
<b>İlkokul</b> - Primary School												
<b>Resmi - Public</b>												
2012/' 13	29 169	282 043	118 937	163 106	251 027	5 593 910	2 862 730	2 731 180	-	-	-	
2013/' 14	28 532	288 444	120 661	167 783	251 801	5 574 916	2 850 072	2 724 844	-	-	-	
<b>Özel- Private</b>												
2012/' 13	992	20 546	5 161	15 385	8 690	167 381	89 023	78 358	-	-	-	
2013/' 14	1 071	21 273	5 113	16 160	9 925	184 325	97 699	86 626	-	-	-	
<b>Ortaokul</b> - Junior High School												
<b>Resmi - Public</b>												
2012/' 13	16 987	269 759	129 356	140 403	193 079	5 566 986	2 815 534	2 751 452	1 205 507	628 347	577 160	
2013/' 14	17 019	280 804	131 513	149 291	195 273	5 478 399	2 762 595	2 715 804	-	-	-	
<b>Özel- Private</b>												
2012/' 13	904	18 926	7 004	11 922	8 463	164 294	88 983	75 311	39 503	21 430	18 073	
2013/' 14	972	21 459	7 986	13 473	9 538	182 019	98 288	83 731	-	-	-	
<b>Ortaöğretim</b> - Secondary Education												
<b>Resmi - Public</b>												
2006/' 07	7 934	187 665	110 187	77 478	105 697	3 386 717	1 917 189	1 469 528	729 535	401 916	327 619	
2007/' 08	8 280	191 041	111 958	79 083	105 606	3 245 322	1 789 238	1 456 084	321 741	182 058	139 683	
2008/' 09	8 675	196 713	115 030	81 683	123 930	3 837 164	2 079 941	1 757 223	548 894	264 988	283 906	
2009/' 10	8 913	206 862	120 174	86 688	139 420	4 240 139	2 302 541	1 937 598	662 894	342 017	320 877	
2010/' 11	9 281	222 705	128 093	94 612	146 814	4 748 610	2 586 171	2 162 439	706 512	360 783	345 729	
2011/' 12	9 672	235 814	134 153	101 661	148 703	4 756 286	2 526 428	2 229 858	712 702	355 457	357 245	
2012/' 13	10 418	254 895	141 899	112 996	170 184	4 995 623	2 643 414	2 352 209	727 792	362 676	365 116	
2013/' 14	10 955	278 641	151 613	127 028	177 774	5 420 178	2 859 482	2 560 696	-	-	-	
<b>Genel Ortaöğretim</b> - General Secondary Education												
<b>Resmi - Public</b>												
2006/' 07	3 690	103 389	59 038	44 351	62 664	2 142 218	1 156 418	985 800	465 809	239 958	225 851	
2007/' 08	3 830	106 270	60 931	45 339	62 380	1 980 452	1 044 607	935 845	213 506	115 530	97 976	
2008/' 09	4 053	107 789	61 801	45 988	69 959	2 271 900	1 186 244	1 085 656	366 444	169 351	197 093	
2009/' 10	4 067	111 896	63 915	47 981	75 180	2 420 691	1 268 098	1 152 593	399 478	193 784	205 694	
2010/' 11	4 102	118 378	67 040	51 338	77 966	2 676 123	1 408 446	1 267 677	392 064	188 269	203 795	
2011/' 12	4 171	122 716	68 554	54 162	77 608	2 666 066	1 375 231	1 290 835	380 548	179 947	200 601	
2012/' 13	4 214	119 393	65 697	53 696	85 533	2 725 972	1 401 933	1 324 039	388 522	181 534	206 988	
2013/' 14	3 744	117 353	63 719	53 634	84 803	2 906 291	1 488 037	1 418 254	-	-	-	

## 1.8 Okul türü ve öğretim yılına göre okul, öğretmen, şube, öğrenci ve mezun olan öğrenci sayısı (devam)

Number of schools, teachers, divisions, students and graduates by type of school and educational year (continued)

Okul Türü ve Öğretim Yılı Type of School and Educational Year	Öğretmen <sup>(2)(4)</sup> Teacher <sup>(2)(4)</sup>			Öğrenci Student			Mezun <sup>(5)</sup> Graduate <sup>(5)</sup>				
	Okul <sup>(6)</sup> School <sup>(6)</sup>	Toplam Total	Erkek Males	Kadın Females	Şube Division	Toplam Total	Erkek Males	Kadın Females	Toplam Total	Erkek Males	Kadın Females
<b>Resmi - Public</b>											
2006/' 07	2 994	90 716	53 023	37 693	56 552	2 056 671	1 109 909	946 762	440 441	225 268	215 173
2007/' 08	3 119	93 131	54 709	38 422	55 946	1 887 625	993 944	893 681	200 756	108 252	92 504
2008/' 09	3 270	93 073	54 800	38 273	63 013	2 161 004	1 125 610	1 035 394	345 407	158 564	186 843
2009/' 10	3 358	95 784	55 827	39 957	67 895	2 304 072	1 203 432	1 100 640	374 200	179 928	194 272
2010/' 11	3 328	101 473	58 548	42 925	70 121	2 547 677	1 335 936	1 211 741	363 838	172 483	191 355
2011/' 12	3 331	103 330	58 735	44 595	69 532	2 532 250	1 299 983	1 232 267	350 549	163 354	187 195
2012/' 13	3 307	99 196	56 046	43 150	77 216	2 587 161	1 324 912	1 262 249	357 094	163 787	193 307
2013/' 14	2 737	95 785	53 607	42 178	75 417	2 765 681	1 411 207	1 354 474	-	-	-
<b>Özel - Private</b>											
2006/' 07	696	12 673	6 015	6 658	6 112	85 547	46 509	39 038	25 368	14 690	10 678
2007/' 08	711	13 139	6 222	6 917	6 434	92 827	50 663	42 164	12 750	7 278	5 472
2008/' 09	783	14 716	7 001	7 715	6 946	110 896	60 634	50 262	21 037	10 787	10 250
2009/' 10	709	16 112	8 088	8 024	7 285	116 619	64 666	51 953	25 278	13 856	11 422
2010/' 11	774	16 905	8 492	8 413	7 845	128 446	72 510	55 936	28 226	15 786	12 440
2011/' 12	840	19 386	9 819	9 567	8 076	133 816	75 248	58 568	29 999	16 593	13 406
2012/' 13	907	20 197	9 651	10 546	8 317	138 811	77 021	61 790	31 428	17 747	13 681
2013/' 14	1 007	21 568	10 112	11 456	9 386	140 610	76 830	63 780	-	-	-
<b>Mesleki ve Teknik Ortaöğretim - Vocational and Technical Secondary Education</b>											
2006/' 07	4 244	84 276	51 149	33 127	43 033	1 244 499	760 771	483 728	263 726	161 958	101 768
2007/' 08	4 450	84 771	51 027	33 744	43 226	1 264 870	744 631	520 239	108 235	66 528	41 707
2008/' 09	4 622	88 924	53 229	35 695	53 971	1 565 264	893 697	671 567	182 450	95 637	86 813
2009/' 10	4 846	94 966	56 259	38 707	64 240	1 819 448	1 034 443	785 005	263 416	148 233	115 183
2010/' 11	5 179	104 327	61 053	43 274	68 848	2 072 487	1 177 725	894 762	314 448	172 514	141 934
2011/' 12	5 501	113 098	65 599	47 499	71 095	2 090 220	1 151 197	939 023	332 154	175 510	156 644
2012/' 13	6 204	135 502	76 202	59 300	84 651	2 269 651	1 241 481	1 028 170	339 270	181 142	158 128
2013/' 14	7 211	161 288	87 894	73 394	92 971	2 513 887	1 371 445	1 142 442	-	-	-
<b>Resmi - Public</b>											
2006/' 07	4 223	84 032	51 051	32 981	42 961	1 243 588	760 100	483 488	263 489	161 777	101 712
2007/' 08	4 429	84 449	50 884	33 565	43 150	1 263 855	743 901	519 954	108 032	66 402	41 630
2008/' 09	4 595	88 615	53 077	35 538	53 876	1 563 885	892 859	671 026	182 254	95 531	86 723
2009/' 10	4 824	94 649	56 114	38 535	64 126	1 817 845	1 033 496	784 349	263 034	148 003	115 031
2010/' 11	5 155	104 003	60 899	43 104	68 720	2 070 536	1 176 626	893 910	314 015	172 266	141 749
2011/' 12	5 456	112 409	65 272	47 137	70 841	2 085 872	1 149 078	936 794	331 787	175 287	156 500
2012/' 13	6 078	133 321	75 325	57 996	83 748	2 251 797	1 233 374	1 018 423	338 872	180 909	157 963
2013/' 14	6 785	153 816	85 032	68 784	89 803	2 457 834	1 344 941	1 112 893	-	-	-
<b>Özel - Private</b>											
2006/' 07	21	244	98	146	72	911	671	240	237	181	56
2007/' 08	21	322	143	179	76	1 015	730	285	203	126	77
2008/' 09	27	309	152	157	95	1 379	838	541	196	106	90
2009/' 10	22	317	145	172	114	1 603	947	656	382	230	152
2010/' 11	24	324	154	170	128	1 951	1 099	852	433	248	185
2011/' 12	45	689	327	362	254	4 348	2 119	2 229	367	223	144
2012/' 13	126	2 181	877	1 304	903	17 854	8 107	9 747	398	233	165
2013/' 14	426	7 472	2 862	4 610	3 168	56 053	26 504	29 549	-	-	-

1.9 2013 yılında ÖSYS okul türü ve öğrenim durumuna göre başvuran ve yükseköğretim programlarına yerleşen aday sayıları  
[Sınavsız geçiş dahil]

Okul Türü	Toplam - Total						Son sınıf düzeyinde Senior class						Mezun daha önce yerleşmemiş			
	Başvuran Applicant		Lisans Undergraduate programmes		Önlisans Associate programmes		Başvuran Applicant		Lisans Undergraduate programmes		Önlisans Associate programmes		Başvuran Applicant		Lisans Undergraduate programmes	
		%		%		%		%		%		%		%		%
<b>Genel Toplam</b>	<b>1 924 547</b>	<b>385 798</b>	<b>20,05</b>	<b>286 622</b>	<b>14,89</b>	<b>205 367</b>	<b>800 038</b>	<b>191 505</b>	<b>23,94</b>	<b>165 004</b>	<b>20,62</b>	<b>38 535</b>	<b>560 727</b>	<b>147 285</b>	<b>26,27</b>	
Lise (Resmi ve Gündüz Öğretim Yapan Lise)	745 418	153 106	20,54	80 392	10,78	69 869	239 678	54 086	22,57	22 595	9,43	6 308	259 365	77 057	29,71	
Lise (Yabancı Dil Ağırlıklı Program Uygulayan Lise)	9 316	2 849	30,58	781	8,38	700	3 398	1 459	42,94	207	6,09	60	2 387	878	36,78	
Özel Lise	196 086	107 676	54,91	4 549	2,32	4 705	110 821	69 086	62,34	1 700	1,53	481	36 224	30 018	82,87	
Anadolu Lisesi	35 927	19 629	54,64	1 447	4,03	1 180	21 609	14 962	69,24	552	2,55	189	5 101	2 971	58,24	
Yabancı Dil Eğitim Yapan Özel Lise	10 560	6 428	60,87	51	0,48	86	6 258	4 321	69,05	2	0,03	2	2 018	1 784	88,40	
Fen Lisesi	4 284	2 702	63,07	22	0,51	78	2 654	2 174	81,91	4	0,15	7	371	316	85,18	
Özel Fen Lisesi	932	361	38,73	12	1,29	41	50	27	54,00	-	0,00	-	303	202	66,67	
Askeri Lise	146	1	0,68	5	3,42	33	2	-	0,00	-	0,00	-	93	-	0,00	
Akşam Lisesi	6 964	382	5,49	864	12,41	920	3 091	157	-	430	-	288	2 415	130	5,38	
Özel Akşam Lisesi	14 370	1 814	12,62	1 069	7,44	2 841	104	13	12,50	2	1,92	2	1 768	94	5,32	
Sosyal Bilimler Lisesi	1 037	828	79,85	4	0,39	10	816	720	88,24	1	0,12	-	102	98	96,08	
Spor Lisesi	913	26	2,85	77	8,43	44	194	2	1,03	2	1,03	3	522	17	3,26	
Polis Koleji	204	39	19,12	1	0,49	15	116	15	12,93	-	0,00	10	14	3	21,43	
Güzel Sanatlar ve Spor Lisesi	2 862	62	2,17	75	2,62	53	2 619	54	2,06	59	2,25	43	181	8	4,42	
Açıköğretim Lisesi	129 342	7 610	5,88	13 195	10,20	32 814	64 911	4 728	7,28	8 407	12,95	14 411	46 376	2 130	4,59	
Çok Programlı Lise	95 166	9 484	9,97	20 825	21,88	8 913	38 289	3 377	8,82	13 164	34,38	1 228	29 150	4 756	16,32	
Güzel Sanatlar Lisesi	3 008	82	2,73	176	5,85	149	1 097	22	2,01	35	3,19	10	1 062	33	3,11	
Öğretmen Liseleri	31 247	18 660	59,72	312	1,00	728	17 570	12 390	70,52	35	0,20	11	5 523	4 731	85,66	
<b>Lise Çıkışlılar Toplamı</b>	<b>1 287 782</b>	<b>331 739</b>	<b>25,76</b>	<b>123 857</b>	<b>9,62</b>	<b>123 179</b>	<b>513 277</b>	<b>167 593</b>	<b>32,65</b>	<b>47 195</b>	<b>9,19</b>	<b>23 053</b>	<b>392 975</b>	<b>125 226</b>	<b>31,87</b>	
İmam Hatip Liseleri	102 859	16 495	16,04	5 854	5,69	24 910	46 251	9 836	21,27	2 395	5,18	7 299	33 145	5 007	15,11	
Ticaret Meslek Liseleri	99 359	6 339	6,38	34 837	35,06	12 669	48 965	2 633	5,38	27 550	56,26	2 554	21 236	2 612	12,30	
Teknik Liseler	70 355	10 952	15,57	19 284	27,41	4 042	33 948	4 460	13,14	14 201	41,83	517	15 574	4 979	31,97	
Endüstri Meslek Liseleri	176 925	5 265	2,98	55 228	31,22	14 275	72 993	890	1,22	39 037	53,48	971	47 116	2 857	6,06	
Kız Meslek Liseleri	119 941	9 708	8,09	29 289	24,42	14 474	57 281	3 442	6,01	21 445	37,44	3 055	34 438	4 998	14,51	
Sağlık Meslek Liseleri	43 494	2 335	5,37	11 208	25,77	9 752	15 129	1 152	7,61	7 636	50,47	716	11 790	616	5,22	
Otelcilik ve Turizm Meslek Liseleri	13 212	1 688	12,78	3 947	29,87	1 185	6 925	901	13,01	3 065	44,26	225	2 608	542	20,78	
Sekreterlik Meslek Liseleri	52	1	1,92	5	9,62	20	7	-	0,00	1	14,29	-	14	-	0,00	
Ast. Haz.ve Ast. Sınıf O.	690	38	5,51	77	11,16	136	-	-	0,00	-	0,00	-	162	6	3,70	
Diğer Meslek Liseleri	9 878	1 238	12,53	3 036	30,73	725	5 262	598	11,36	2 479	47,11	145	1 669	442	26,48	
<b>Meslek Lisesi Çıkışlılar Toplamı</b>	<b>636 765</b>	<b>54 059</b>	<b>8,49</b>	<b>162 765</b>	<b>25,56</b>	<b>82 188</b>	<b>286 761</b>	<b>23 912</b>	<b>8,34</b>	<b>117 809</b>	<b>41,08</b>	<b>15 482</b>	<b>167 752</b>	<b>22 059</b>	<b>13,15</b>	

Not. Ek yerleştirme dahil değildir.

1.9 Number of applicants and appointed to tertiary education programmes in 2013 by school type and educational status  
 [Transition without examination is included]

Graduated , not appointed before			Bir yükseköğretim kurumunu bitirmiş Graduated from tertiary education						Daha önce yerleşmiş Appointed before						School Type
Önlisans Associate programmes	%	Açık-öğretim Open education	Başvuran Applicant	Lisans Undergraduate programmes	%	Önlisans Associate programmes	%	Açık-öğretim Open education	Başvuran Applicant	Lisans Undergraduate programmes	%	Önlisans Associate programmes	%	Açık-öğretim Open education	
<b>72 741</b>	<b>12,97</b>	<b>87 472</b>	<b>89 591</b>	<b>9 069</b>	<b>10,12</b>	<b>7 001</b>	<b>7,81</b>	<b>12 332</b>	<b>474 191</b>	<b>37 939</b>	<b>8,00</b>	<b>41 876</b>	<b>8,83</b>	<b>67 028</b>	<b>General Total</b>
35 850	13,82	29 943	40 383	4 243	10,51	3 602	8,92	5 144	205 992	17 720	8,60	18 345	8,91	28 474	High School
290	12,15	232	481	71	14,76	41	8,52	57	3 050	441	14,46	243	7,97	351	High School (with Foreign Language)
1 021	2,82	717	5 877	1 101	18,73	480	8,17	602	43 164	7 471	17,31	1 348	3,12	2 905	Private High School
438	8,59	232	908	141	15,53	80	8,81	99	8 309	1 555	18,71	377	4,54	660	Anatolia High School
6	0,30	11	355	82	23,10	20	5,63	20	1 929	241	12,49	23	1,19	53	Private High School (Fore. lang.)
1	0,27	12	140	29	20,71	9	6,43	10	1 119	183	16,35	8	0,71	49	Science High School
	0,00	9	424	81	19,10	7	1,65	26	155	51	32,90	5	3,23	6	Private science High School
2	2,15	19	12		0,00	1	8,33	-	39	1	2,56	2	5,13	14	Military High School
271	11,22	378	63	4	6,35	7	11,11	8	1 395	91	6,52	156	11,18	246	Evening High School
113	6,39	794	5 907	947	16,03	463	7,84	777	6 591	760	11,53	491	7,45	1 268	Private evening High School
1	0,98	-	1	-	0,00	-	0,00	-	118	10	8,47	2	1,69	10	Social Sciences High School
64	12,26	34	6	-	0,00	1	0,00	-	191	7	3,66	10	5,24	7	Sports High School
1	7,14	1	44	14	31,82	-	0,00	2	30	7	23,33	-	0,00	2	Police training High School
13	7,18	6	1	-	0,00	-	0,00	-	61	-	0,00	3	4,92	4	Fine Arts and Sports High School
3 088	6,66	14 820	1 669	71	4,25	110	6,59	330	16 386	681	4,16	1 590	9,70	3 253	Open Education High School
4 838	16,60	4 035	3 479	238	6,84	257	7,39	451	24 248	1 113	4,59	2 566	10,58	3 199	Multiprogram High School
105	9,89	80	77	5	6,49	5	6,49	9	772	22	2,85	31	4,02	50	Fine Arts High School
52	0,94	93	1 814	423	23,32	115	6,34	208	6 340	1 116	17,60	110	1,74	416	Teacher training High School
<b>46 154</b>	<b>11,74</b>	<b>51 416</b>	<b>61 641</b>	<b>7 450</b>	<b>12,09</b>	<b>5 198</b>	<b>8,43</b>	<b>7 743</b>	<b>319 889</b>	<b>31 470</b>	<b>9,84</b>	<b>25 310</b>	<b>7,91</b>	<b>40 967</b>	<b>Total of graduated from High School</b>
2 086	6,29	11 739	5 283	468	8,86	218	4,13	1 513	18 180	1 184	6,51	1 155	6,35	4 359	High School for Imams and preachers
3 853	18,14	4 886	3 251	151	4,64	252	7,75	439	25 907	943	3,64	3 182	12,28	4 790	Vocational Schools for Commerce
3 265	20,96	1 344	1 933	154	7,97	116	6,00	134	18 900	1 359	7,19	1 702	9,01	2 047	Technical High School
10 132	21,50	6 534	7 826	415	5,30	586	7,49	626	48 990	1 103	2,25	5 473	11,17	6 144	Vocational Schools for Industry
4 937	14,34	6 441	3 561	138	3,88	167	4,69	726	24 661	1 130	4,58	2 740	11,11	4 252	Vocational schools for girls
1 479	12,54	4 424	4 694	180	3,83	380	8,10	1 027	11 881	387	3,26	1 713	14,42	3 585	Vocational schools for Public Health
518	19,86	387	280	18	6,43	17	6,07	44	3 399	227	6,68	347	10,21	529	Vocational Schools for Hotel Management and Tourism
-	0,00	8	11	1	9,09	3	27,27	1	20	-	0,00	1	5,00	11	Vocational High School For Secretarial
15	9,26	64	281	22	7,83	33	11,74	33	247	10	4,05	29	11,74	39	Military High School (noncommissioned officer)
302	18,09	229	830	72	8,67	31	3,73	46	2 117	126	5,95	224	10,58	305	Other Vocational High Schools
<b>26 587</b>	<b>15,85</b>	<b>36 056</b>	<b>27 950</b>	<b>1 619</b>	<b>5,79</b>	<b>1 803</b>	<b>6,45</b>	<b>4 589</b>	<b>154 302</b>	<b>6 469</b>	<b>4,19</b>	<b>16 566</b>	<b>10,74</b>	<b>26 061</b>	<b>Total of Graduated from Vocational High School</b>

Note. Additional placement is excluded.

## 1.10 İstatistikî Bölge Birimleri Sınıflaması 1. düzey ve eğitim seviyesine göre okul, şube, öğretmen ve derslik başına düşen öğrenci sayısı

Number of students per school, division, teacher and classroom by level of education according to Statistical Regions level 1

[2013/'14 öğretim yılı - The educational year 2013/'14]

		Ortaöğretim <sup>(1)</sup> - Upper Secondary Education <sup>(1)</sup>																		
		İlkokul + Ortaokul <sup>(1)</sup> Primary School + Lower Secondary School <sup>(1)</sup>				Ortaöğretim Toplamı Upper Secondary Education Total				Genel Ortaöğretim General Secondary Education				Mesleki ve teknik Vocational and Technical Secondary Education						
		Okul School		Şube Division		Öğretmen <sup>(2)</sup> Teacher <sup>(2)</sup>		Derslik <sup>(3)</sup> Classroom <sup>(3)</sup>												
İBBS - 1. Düzey SR - Level 1		İlkokul Primary School	Ortaokul Lower Secondary School	İlkokul Primary School	Ortaokul Lower Secondary School	İlkokul Primary School	Ortaokul Lower Secondary School	İlkokul + Ortaokul Primary School + Lower Secondary School	Okul School	Şube Division	Öğret- men <sup>(2)</sup> Teac- her <sup>(2)</sup>	Derslik Class- room	Okul School	Şube Division	Öğret- men <sup>(2)</sup> Teac- her <sup>(2)</sup>	Derslik Class- room	Okul School	Şube Division	Öğret- men <sup>(2)</sup> Teac- her <sup>(2)</sup>	Derslik Class- room
TR	Türkiye Turkey	195	304	22	27	19	18	29	375	23	15	29	506	22	16	29	308	24	14	29
TR1	İstanbul Istanbul	587	529	29	29	24	23	39	509	25	17	35	548	23	17	33	483	28	17	37
TR2	Batı Marmara West Marmara	173	240	20	23	16	16	22	284	21	13	25	432	21	14	25	220	21	12	25
TR3	Ege Aegean	179	254	20	24	16	15	24	327	21	14	27	433	21	16	25	272	21	13	28
TR4	Doğu Marmara East Marmara	255	293	23	25	18	17	28	356	22	14	28	471	22	15	25	306	22	14	31
TR5	Batı Anadolu West Anatolia	278	364	23	25	17	17	28	372	22	13	29	517	22	15	28	300	23	12	30
TR6	Akdeniz Mediterranean	216	293	22	26	18	18	29	409	24	15	30	540	23	16	30	330	24	14	30
TR7	Orta Anadolu Central Anatolia	150	216	20	23	17	15	22	294	21	13	24	437	21	16	27	230	22	12	22
TR8	Batı Karadeniz West Black Sea	118	222	17	23	15	15	21	291	20	13	25	419	20	14	25	234	20	12	25
TR9	Doğu Karadeniz East Black Sea	148	188	18	21	16	14	20	276	21	12	22	381	22	14	24	228	21	11	21
TRA	Kuzeydoğu Anadolu Northeast Anatolia	88	220	16	26	21	19	25	322	22	16	27	461	21	17	27	246	23	14	27
TRB	Orta Doğu Anadolu Centraleast Anatolia	119	287	21	32	22	21	31	370	27	16	29	545	25	19	33	280	30	14	26
TRC	Güneydoğu Anadolu Southeast Anatolia	177	372	24	32	25	25	39	506	26	20	37	733	24	24	42	381	29	17	33

NOT. İstatistikî Bölge Birimleri Sınıflaması 3. düzey için açıklamalara bakınız.

NOTE. Please see the explanations for Statistical Regions level 3.

(1) Açıköğretim ortaokulu ve açıköğretim lisesi öğrencisi kapsamamıştır.

(1) Open education students are not included.

(2) Toplam öğretmen, kadrolu öğretmenleri kapsar.

(2) Total of teachers includes permanent staff.

(3) İlkokul ve ortaokullarda derslik başına düşen öğrenci sayısı hesaplanırken; genellikle aynı dersliği ilkokul ve ortaokul birlikte kullandığından, ilkokul ve ortaokul birlikte değerlendirilmiştir.

(3) As the number of students per classroom is calculated on primary schools and lower secondary schools, primary schools and lower secondary schools are assessed together because they use the same classroom generally.

## 1.11 İstatistikî Bölge Birimleri Sınıflaması 2. düzey ve eğitim seviyesine göre okul, şube, öğretmen ve derslik başına düşen öğrenci sayısı

Number of students per school, division, teacher and classroom by level of education according to Statistical Regions level 2

[2013/'14 öğretim yılı - The educational year 2013/'14]

İBBS - 2. Düzey SR - Level 2	Ortaöğretim <sup>(1)</sup> - Upper Secondary Education <sup>(1)</sup>																		
	İlkokul + Ortaokul <sup>(1)</sup> Primary School + Lower Secondary School <sup>(1)</sup>							Ortaöğretim Toplamı Upper Secondary Education Total				Genel Ortaöğretim General Secondary Education				Mesleki ve teknik Vocational and technical Secondary Education			
	Okul School		Şube Division		Öğretmen <sup>(2)</sup> Teacher <sup>(2)</sup>		Derslik <sup>(3)</sup> Classroom <sup>(3)</sup>	Okul School	Şube Division	Öğret- men <sup>(2)</sup> Teac- her <sup>(2)</sup>	Derslik Class- room	Okul School	Şube Division	Öğret- men <sup>(2)</sup> Teac- her <sup>(2)</sup>	Derslik Class- room	Okul School	Şube Division	Öğret- men <sup>(2)</sup> Teac- her <sup>(2)</sup>	Derslik Class- room
	İlkokul Primary School	Ortaokul Lower Secondary School	İlkokul Primary School	Ortaokul Lower Secondary School	İlkokul Primary School	Ortaokul Lower Secondary School	İlkokul + Ortaokul Primary School + Lower Secondary School												
TR Türkiye - TR Turkey	195	304	22	27	19	18	29	375	23	15	29	506	22	16	29	308	24	14	29
TR10 (İstanbul)	587	529	29	29	24	23	39	509	25	17	35	548	23	17	33	483	28	17	37
TR21 (Tekirdağ, Edirne Kırklareli)	222	265	22	25	18	18	23	321	22	14	26	464	22	14	25	256	22	14	27
TR22 (Balıkesir, Çanakkale)	140	220	18	22	15	14	21	256	20	12	25	406	21	13	26	192	19	11	24
TR31 (İzmir)	277	367	22	25	16	15	30	371	22	13	30	482	21	14	27	312	23	13	34
TR32 (Aydın, Denizli, Muğla)	159	227	19	23	15	14	21	322	21	12	25	436	20	13	24	259	21	11	26
TR33 (Manisa, Afyonkarahisar, Kütahya, Uşak)	135	201	19	23	16	15	21	286	21	13	25	377	22	13	24	243	20	13	25
TR41 (Bursa, Eskişehir, Bilecik)	282	315	23	25	18	17	31	369	22	14	29	492	22	15	26	319	22	14	31
TR42 (Kocaeli, Sakarya, Düzce, Bolu, Yalova)	233	274	23	25	19	18	25	343	22	14	28	452	22	15	25	293	22	14	31
TR51 (Ankara)	383	453	24	26	17	17	30	398	23	13	30	549	23	14	29	314	23	11	31
TR52(Konya, Karaman)	186	268	21	24	17	18	25	324	21	15	27	443	20	16	26	277	22	14	27
TR61 (Antalya, Isparta, Burdur)	194	232	22	23	17	15	23	335	22	13	25	452	23	14	26	266	21	12	25
TR62 (Adana, Mersin)	271	373	23	27	18	19	32	439	24	15	31	611	24	17	32	330	24	13	30
TR63 (Hatay, Kahramanmaraş, Osmaniye)	190	276	23	27	19	19	31	451	25	17	34	542	21	18	33	398	29	16	35
TR71 (Kırıkkale, Aksaray, Niğde, Nevşehir, Kirsehir)	148	196	20	23	16	15	20	274	21	13	23	384	20	14	24	221	22	12	22
TR72 (Kayseri, Sivas, Yozgat)	151	231	20	24	18	16	24	308	21	13	25	477	21	16	30	236	22	12	22
TR81 (Zonguldak, Karabük, Bartın)	139	213	18	22	16	15	20	283	17	12	24	396	18	14	23	230	17	12	25
TR82 (Kastamonu, Çankırı, Sinop)	112	194	17	22	16	15	19	196	19	11	21	366	21	14	25	148	18	10	19
TR83 (Samsun , Tokat, Çorum, Amasya)	114	233	17	23	15	15	22	332	21	13	26	441	21	14	25	275	22	12	27
TR90 (Trabzon, Ordu, Giresun, Rize, Artvin, Gümüşhane)	148	188	18	21	16	14	20	276	21	12	22	381	22	14	24	228	21	11	21
TRA1 (Erzurum, Erzincan, Bayburt)	80	197	14	24	17	15	22	286	20	13	24	450	20	15	26	208	20	11	22
TRA2 (Ağrı, Kars, Iğdır, Ardahan)	95	239	17	28	24	22	28	366	24	19	31	472	22	20	28	298	26	18	36
TRB1 (Malatya, Elazığ, Bingöl, Tunceli)	123	248	17	25	16	16	27	351	31	14	28	526	29	17	32	251	33	11	24
TRB2 (Van, Muş, Bitlis, Hakkari)	117	312	23	38	26	25	34	389	25	20	30	567	22	21	33	307	28	19	28
TRC1 (Gaziantep, Adıyaman, Kilis)	211	392	23	29	23	22	37	465	25	18	34	649	23	22	35	362	27	16	33
TRC2 (Sanlıurfa, Diyarbakır)	175	429	25	35	26	28	44	568	28	22	41	775	25	27	45	444	31	18	37
TRC3 (Mardin, Batman, Şırnak, Siirt)	155	295	23	30	26	23	35	478	26	20	35	783	24	25	45	328	28	16	28

NOT. İstatistikî Bölge Birimleri Sınıflaması 3. düzey için açıklamalara bakınız.

NOTE. Please see the explanations for Statistical Region Units level 3.

(1) Açıköğretim ortaokulu ve açıköğretim lisesi öğrencisi kapsamamıştır.

(1) Open education students are not included.

(2) Toplam öğretmen, kadrolu öğretmenleri kapsar.

(2) Total of teachers includes permanent teaching staff.

(3) İlkokul ve ortaokullarda derslik başına düşen öğrenci sayısı hesaplanırken; genellikle aynı dersliği ilkokul ve ortaokul birlikte kullandığından, ilkokul ve ortaokul birlikte değerlendirilmiştir.

(3) As the number of students per classroom is calculated on primary schools and lower secondary schools, primary schools and lower secondary schools are assessed together because they use the same classroom generally.

## 1.12 İstatistikî Bölge Birimleri Sınıflaması 3. düzey ve eğitim seviyesine göre okul, şube, öğretmen ve derslik başına düşen öğrenci sayısı

Number of students per school, division, teacher and classroom by level of education according to Statistical Regions Level 3

[2013/'14 öğretim yılı - The educational year 2013/'14]

İBBS - 3. Düzey SR - Level 3	Ortaöğretim <sup>(1)</sup> - Upper Secondary Education <sup>(1)</sup>																			
	İlkokul + Ortaokul <sup>(1)</sup> Primary School + Lower Secondary School <sup>(1)</sup>							Ortaöğretim Toplamı Upper Secondary Education Total				Genel Ortaöğretim General Secondary Education				Mesleki ve Teknik Ortaöğretim Vocational and technical Secondary Education				
	Okul School		Şube Division		Öğretmen <sup>(2)</sup> Teacher <sup>(2)</sup>		Derslik <sup>(3)</sup> Classroom <sup>(3)</sup>		Okul School	Şube Division	Öğret- men <sup>(2)</sup> Teac- her <sup>(2)</sup>	Derslik Class- room	Okul School	Şube Division	Öğret- men <sup>(2)</sup> Teac- her <sup>(2)</sup>	Derslik Class- room	Okul School	Şube Division	Öğret- men <sup>(2)</sup> Teac- her <sup>(2)</sup>	Derslik Class- room
	İlkokul Primary School	Ortaokul Lower Secondary School	İlkokul Primary School	Ortaokul Lower Secondary School	İlkokul Primary School	Ortaokul Lower Secondary School	İlkokul + Ortaokul Primary School + Lower Secondary School	Okul School												
TR Türkiye - TR Turkey	195	304	22	27	19	18	29	375	23	15	29	506	22	16	29	308	24	14	29	
TR100 İstanbul	587	529	29	29	24	23	39	509	25	17	35	548	23	17	33	483	28	17	37	
TR211 Tekirdağ	326	345	24	26	21	21	29	390	24	16	28	564	23	16	25	313	26	15	30	
TR212 Edirne	141	186	19	22	14	15	17	246	19	12	23	386	22	12	23	187	17	12	23	
TR213 Kırklareli	157	213	20	24	16	16	18	287	21	14	25	380	21	14	24	240	21	13	26	
TR221 Balıkesir	139	221	17	22	15	14	21	289	20	12	27	444	20	13	26	224	20	12	27	
TR222 Çanakkale	144	216	19	22	14	14	19	197	19	11	21	341	21	14	26	136	17	10	18	
TR310 İzmir	277	367	22	25	16	15	30	371	22	13	30	482	21	14	27	312	23	13	34	
TR321 Aydın	157	244	18	23	15	14	21	330	21	12	25	414	20	13	23	275	22	11	27	
TR322 Denizli	186	235	20	23	14	14	22	332	20	13	25	499	19	15	26	258	21	11	25	
TR323 Muğla	138	201	18	22	14	13	20	303	21	12	25	402	22	13	23	242	21	12	28	
TR331 Manisa	148	234	19	23	16	16	23	314	21	13	26	397	22	13	25	269	21	13	27	
TR332 A.Karahisar	129	171	20	23	17	16	21	261	21	13	24	344	20	13	23	230	21	13	25	
TR333 Kütahya	121	185	17	22	15	14	19	245	20	12	22	335	21	14	21	208	19	12	23	
TR334 Uşak	127	199	18	23	15	14	20	332	21	13	25	434	22	14	24	259	20	13	26	
TR411 Bursa	303	321	24	25	19	18	34	407	23	15	31	529	23	15	28	360	23	15	33	
TR412 Eskişehir	246	334	21	24	15	16	24	335	22	13	25	453	22	14	24	267	22	12	27	
TR413 Bilecik	179	207	21	23	17	16	21	205	19	12	20	342	19	13	19	162	19	11	21	
TR421 Kocaeli	359	368	26	26	20	19	27	373	23	15	29	484	23	16	26	318	22	15	32	
TR422 Sakarya	177	237	22	25	18	18	25	337	23	14	31	409	22	15	26	302	23	14	36	
TR423 Düzce	135	192	18	21	17	15	21	322	21	13	24	380	20	13	22	294	23	14	26	
TR424 Bolu	193	205	20	22	16	15	20	272	21	13	23	487	21	14	24	207	20	12	22	
TR425 Yalova	211	211	20	22	16	14	20	313	21	13	25	488	22	15	23	240	20	11	26	
TR510 Ankara	383	453	24	26	17	17	30	398	23	13	30	549	23	14	29	314	23	11	31	
TR521 Konya	196	273	22	25	17	18	26	328	21	15	27	439	20	15	27	287	22	14	28	
TR522 Karaman	127	228	18	23	16	15	19	292	21	15	23	466	20	17	25	199	23	13	22	
TR611 Antalya	227	264	23	24	18	16	26	403	23	14	27	505	24	14	27	331	22	13	27	

NOT. İstatistikî Bölge Birimleri Sınıflaması 3. düzey için açıklamalara bakınız.

NOTE. Please see the explanations for Statistical Regions level 3.

(1) Açıköğretim ortaokulu ve açıköğretim lisesi öğrencisi kapsamamıştır.

(1) Open education students are not included.

(2) Toplam öğretmen, kadrolu öğretmenleri kapsar.

(2) Total of teachers includes permanent staff.

(3) İlkokul ve ortaokullarda derslik başına düşen öğrenci sayısı hesaplanırken; genellikle aynı dersliği ilkokul ve ortaokul birlikte kullandığından, ilkokul ve ortaokul birlikte değerlendirilmiştir.

(3) As the number of students per classroom is calculated on primary schools and lower secondary schools, primary schools and lower secondary schools are assessed together because they use the same classroom generally.



## 1.12 İstatistikî Bölge Birimleri Sınıflaması 3. düzey ve eğitim seviyesine göre okul, şube, öğretmen ve derslik başına düşen öğrenci sayısı (devam)

Number of students per school, division, teacher and classroom by level of education according to Statistical Regions Level 3 (continued)

[2013/'14 öğretim yılı - The educational year 2013/'14]

İBBS - 3. Düzey SR - Level 3	Ortaöğretim <sup>(1)</sup> - Upper Secondary Education <sup>(1)</sup>																			
	İlkokul + Ortaokul <sup>(1)</sup> Primary School + Lower Secondary School <sup>(1)</sup>								Ortaöğretim Toplamı Upper Secondary Education Total				Genel Ortaöğretim General Secondary Education				Mesleki ve Teknik Ortaöğretim Vocational and technical Secondary Education			
	Okul School		Şube Division		Öğretmen <sup>(2)</sup> Teacher <sup>(2)</sup>		Derslik <sup>(3)</sup> Classroom <sup>(3)</sup>		Okul School	Şube Division	Öğret- men <sup>(2)</sup> Teac- her <sup>(2)</sup>	Derslik Class- room	Okul School	Şube Division	Öğret- men <sup>(2)</sup> Teac- her <sup>(2)</sup>	Derslik Class- room	Okul School	Şube Division	Öğret- men <sup>(2)</sup> Teac- her <sup>(2)</sup>	Derslik Class- room
	İlkokul Primary School	Ortaokul Lower Secondary School	İlkokul Primary School	Ortaokul Lower Secondary School	İlkokul Primary School	Ortaokul Lower Secondary School	İlkokul + Ortaokul Primary School + Lower Secondary School	Ortaokul Lower Secondary School												
TR612 Isparta	133	163	19	21	16	13	18	217	19	11	21	339	20	12	22	169	18	10	20	
TR613 Burdur	113	156	17	20	13	12	16	235	19	12	21	325	19	13	21	186	19	11	20	
TR621 Adana	280	429	24	28	20	20	35	454	26	15	31	587	26	17	31	350	26	14	31	
TR622 Mersin	259	318	22	25	16	17	29	421	21	14	31	651	21	17	33	312	22	12	29	
TR631 Hatay	225	267	24	27	19	20	30	496	27	18	36	520	22	17	31	479	32	18	42	
TR632 K.Maraş	152	290	21	27	21	19	32	429	24	16	31	613	21	21	39	348	28	14	27	
TR633 Osmaniye	207	275	21	24	18	17	31	394	21	15	35	492	19	15	32	339	22	14	38	
TR711 Kırıkkale	169	246	17	21	15	15	20	286	19	12	22	397	17	14	21	237	22	12	22	
TR712 Aksaray	142	187	22	24	18	16	21	282	23	14	25	397	21	17	28	223	26	13	22	
TR713 Niğde	150	202	21	24	16	16	20	304	22	13	24	432	21	15	25	244	23	12	23	
TR714 Nevşehir	142	184	19	21	15	14	19	236	20	12	21	307	21	13	21	198	20	11	22	
TR715 Kırşehir	149	176	19	21	13	12	19	262	21	12	21	398	22	15	22	198	21	10	20	
TR721 Kayseri	227	325	23	26	19	18	29	364	23	14	27	562	24	18	32	274	22	12	23	
TR722 Sivas	104	195	17	22	18	14	21	298	21	13	26	445	19	15	31	230	22	12	22	
TR723 Yozgat	107	140	17	20	16	13	18	219	19	12	20	335	17	14	22	179	20	11	19	
TR811 Zonguldak	131	229	17	22	16	16	22	304	16	13	25	421	16	14	24	244	16	13	26	
TR812 Karabük	189	182	20	22	15	14	19	256	20	11	22	348	22	12	20	204	18	10	24	
TR813 Bartın	126	206	17	21	16	14	16	261	19	12	23	390	20	13	21	224	19	12	23	
TR821 Kastamonu	105	193	16	22	15	15	20	208	20	12	22	440	22	15	29	155	19	10	19	
TR822 Çankırı	125	188	18	23	17	16	18	215	19	11	20	312	20	13	22	180	18	10	20	
TR823 Sinop	117	199	17	21	17	15	18	167	18	10	19	329	20	13	22	119	17	9	17	
TR831 Samsun	122	272	17	24	15	16	25	369	22	13	27	454	22	14	27	316	23	12	27	
TR832 Tokat	95	195	15	23	15	14	18	332	22	15	27	461	21	15	24	277	23	14	29	
TR833 Çorum	112	222	16	22	16	15	21	308	19	12	25	408	19	13	25	255	20	12	26	
TR834 Amasya	133	207	17	21	12	13	19	262	20	13	24	414	22	15	24	206	18	12	23	
TR901 Trabzon	174	190	19	22	15	12	20	315	20	12	24	431	20	13	27	255	20	11	22	
TR902 Ordu	143	210	18	23	17	15	23	327	29	13	25	405	31	14	24	290	28	12	26	
TR903 Giresun	142	183	19	22	17	15	22	235	20	11	20	344	21	13	23	191	19	10	18	
TR904 Rize	190	194	19	20	14	14	18	267	19	12	21	350	20	14	22	224	18	12	20	

NOT. İstatistikî Bölge Birimleri Sınıflaması 3. düzey için açıklamalara bakınız.

NOTE. Please see the explanations for Statistical Regions' level 3.

(1) Açıköğretim ortaokulu ve açıköğretim lisesi öğrencisi kapsamamıştır.

(1) Open education students are not included.

(2) Toplam öğretmen, kadrolu öğretmenleri kapsar.

(2) Total of teachers includes permanent staff.

(3) İlkokul ve ortaokullarda derslik başına düşen öğrenci sayısı hesaplanırken; genellikle aynı dersliği ilkokul ve ortaokul birlikte kullandığından, ilkokul ve ortaokul birlikte değerlendirilmiştir.

(3) As the number of students per classroom is calculated on primary schools and lower secondary schools, primary schools and lower secondary schools are assessed together because they use the same classroom generally.

## 1.12 İstatistiki Bölge Birimleri Sınıflaması 3. düzey ve eğitim seviyesine göre okul, şube, öğretmen ve derslik başına düşen öğrenci sayısı (devam)

Number of students per school, division, teacher and classroom by level of education according to Statistical Regions Level 3 (continued)

[2013/'14 öğretim yılı - The educational year 2013/'14]

İBBS - 3. Düzey SR - Level 3	Ortaöğretim <sup>(1)</sup> - Upper Secondary Education <sup>(1)</sup>																			
	İlkokul + Ortaokul <sup>(1)</sup> Primary School + Lower Secondary School <sup>(1)</sup>								Ortaöğretim Toplamı Upper Secondary Education Total				Genel Ortaöğretim General Secondary Education				Mesleki ve Teknik Ortaöğretim Vocational and technical Secondary Education			
	Okul School		Şube Division		Öğretmen <sup>(2)</sup> Teacher <sup>(2)</sup>		Derslik <sup>(3)</sup> Classroom <sup>(3)</sup>		Okul School	Şube Division	Öğretmen <sup>(2)</sup> Teacher <sup>(2)</sup>	Derslik Classroom	Okul School	Şube Division	Öğretmen <sup>(2)</sup> Teacher <sup>(2)</sup>	Derslik Classroom	Okul School	Şube Division	Öğretmen <sup>(2)</sup> Teacher <sup>(2)</sup>	Derslik Classroom
	İlkokul Primary School	Ortaokul Lower Secondary School	İlkokul Primary School	Ortaokul Lower Secondary School	İlkokul Primary School	Ortaokul Lower Secondary School	İlkokul + Ortaokul Primary School + Lower Secondary School	İlkokul + Ortaokul Primary School + Lower Secondary School												
TR905 Artvin	127	139	16	18	15	12	17	189	18	12	18	341	20	16	23	132	16	9	15	
TR906 Gümüşhane	82	143	17	19	19	11	16	215	19	12	19	301	19	15	22	178	19	11	17	
TRA11 Erzurum	79	207	14	25	18	16	24	317	21	13	25	494	21	16	27	229	22	11	22	
TRA12 Erzincan	104	178	16	22	14	13	17	224	18	12	23	342	19	14	23	170	17	11	22	
TRA13 Bayburt	57	147	11	19	15	12	14	265	20	14	21	468	20	18	24	186	21	12	19	
TRA21 Ağrı	107	330	19	33	28	30	34	456	25	23	38	553	23	23	29	390	28	23	53	
TRA22 Kars	69	160	14	24	20	16	21	318	23	17	28	403	21	18	28	257	26	16	29	
TRA23 Iğdır	127	247	19	26	20	18	30	396	23	18	32	490	22	18	29	319	25	18	37	
TRA24 Ardahan	80	127	16	21	18	14	17	231	21	14	21	371	20	20	22	185	22	12	21	
TRB11 Malatya	133	237	18	25	15	14	27	369	23	14	28	563	31	18	35	257	17	11	22	
TRB12 Elazığ	158	295	19	26	17	16	30	385	21	14	29	550	20	16	33	283	24	12	26	
TRB13 Bingöl	80	240	15	26	19	19	25	379	24	16	29	498	21	18	28	317	26	15	30	
TRB14 Tunceli	101	131	15	17	11	9	16	119	15	8	14	270	16	14	19	48	12	4	8	
TRB21 Van	142	368	22	31	27	27	36	429	25	20	29	612	21	21	31	342	30	19	27	
TRB22 Muş	114	259	20	31	26	24	32	336	24	18	30	404	23	20	30	311	25	17	31	
TRB23 Bitlis	81	251	16	28	22	21	27	302	23	18	27	421	21	18	25	246	26	17	29	
TRB24 Hakkari	103	323	18	28	30	23	39	460	24	23	45	839	22	25	66	278	28	21	31	
TRC11 Gaziantep	343	521	27	31	25	24	40	485	25	20	34	630	24	22	35	390	27	18	34	
TRC12 Adıyaman	97	231	16	25	19	17	31	442	24	16	34	703	21	20	37	330	27	14	32	
TRC13 Kilis	113	272	19	29	21	19	26	367	25	16	28	674	26	22	32	277	24	14	26	
TRC21 Şanlıurfa	173	407	25	35	29	32	46	524	28	23	35	673	24	23	36	430	33	22	35	
TRC22 Diyarbakır	176	461	25	35	24	25	42	625	28	21	49	910	26	31	61	461	30	16	40	
TRC31 Mardin	140	334	21	30	24	23	37	465	23	19	32	791	21	23	42	318	27	16	26	
TRC32 Batman	157	344	23	31	24	24	38	608	29	21	41	819	29	24	44	436	30	17	37	
TRC33 Şırnak	221	234	28	28	34	23	33	504	28	23	38	952	26	33	63	340	29	17	27	
TRC34 Siirt	122	268	20	31	23	24	32	321	24	17	27	534	21	22	35	233	26	14	22	

NOT. İstatistiki Bölge Birimleri Sınıflaması 3. düzey için açıklamalara bakınız.

NOTE. Please see the explanations for Statistical Regions level 3.

(1) Açıköğretim ortaokulu ve açıköğretim lisesi öğrencisi kapsamamıştır.

(1) Open education students are not included.

(2) Toplam öğretmen, kadrolu öğretmenleri kapsar.

(2) Total of teachers includes permanent staff.

(3) İlkokul ve ortaokullarda derslik başına düşen öğrenci sayısı hesaplanırken; genellikle aynı dersliği ilkokul ve ortaokul birlikte kullandığından, ilkokul ve ortaokul birlikte değerlendirilmiştir.

(3) As the number of students per classroom is calculated on primary schools and lower secondary schools, primary schools and lower secondary schools are assessed together because they use the same classroom generally.

**1.13 İstatistikî Bölge Birimleri Sınıflaması 3. düzey, yerleşim yeri ve eğitim seviyesine göre mezun olan öğrenci sayısı**

Number of graduates by settlement place and level of education according to Statistical Regions Level 3

[2012/'13 Öğretim yılı sonu - End of the educational year 2012/'13]

A. Toplam - Total

B. Şehir- City

C. Köy - Village

İBBS - 3. Düzey SR - Level 3		Ortaöğretim - Upper Secondary Education								
		8. Sınıfı Bitiren Öğrenci Sayısı Number of Students Who Completed 8. Grade			Genel Ortaöğretim General Secondary Education			Mesleki ve Teknik Ortaöğretim Vocational and Technical Secondary Education		
		Toplam Total	Erkek Males	Kadın Females	Toplam Total	Erkek Males	Kadın Females	Toplam Total	Erkek Males	Kadın Females
TR Türkiye TR Turkey	A	1 205 507	628 347	577 160	388 522	181 534	206 988	339 270	181 142	158 128
	B	974 483	506 750	467 733	376 787	175 772	201 015	321 900	171 120	150 780
	C	231 024	121 597	109 427	11 735	5 762	5 973	17 370	10 022	7 348
TR100 İstanbul	A	206 228	107 383	98 845	69 493	33 157	36 336	57 790	29 274	28 516
	B	205 127	106 790	98 337	68 462	32 645	35 817	56 676	28 654	28 022
	C	1 101	593	508	1 031	512	519	1 114	620	494
TR211 Tekirdağ	A	12 051	6 390	5 661	4 108	1 758	2 350	3 957	2 382	1 575
	B	8 891	4 715	4 176	4 108	1 758	2 350	3 423	2 113	1 310
	C	3 160	1 675	1 485	-	-	-	534	269	265
TR212 Edirne	A	4 656	2 482	2 174	1 852	847	1 005	2 117	1 275	842
	B	3 731	1 972	1 759	1 852	847	1 005	2 093	1 266	827
	C	925	510	415	-	-	-	24	9	15
TR213 Kırklareli	A	4 265	2 192	2 073	1 740	759	981	1 811	1 048	763
	B	3 410	1 763	1 647	1 720	746	974	1 728	998	730
	C	855	429	426	20	13	7	83	50	33
TR221 Balıkesir	A	14 673	7 537	7 136	5 717	2 454	3 263	5 278	2 968	2 310
	B	10 492	5 446	5 046	5 556	2 363	3 193	4 925	2 714	2 211
	C	4 181	2 091	2 090	161	91	70	353	254	99
TR222 Çanakkale	A	5 586	2 862	2 724	2 202	969	1 233	2 321	1 334	987
	B	3 977	2 033	1 944	2 134	948	1 186	2 145	1 242	903
	C	1 609	829	780	68	21	47	176	92	84
TR310 İzmir	A	54 006	27 950	26 056	19 165	8 304	10 861	16 860	9 033	7 827
	B	49 614	25 689	23 925	18 807	8 152	10 655	16 267	8 728	7 539
	C	4 392	2 261	2 131	358	152	206	593	305	288
TR321 Aydın	A	14 365	7 525	6 840	4 729	2 039	2 690	4 488	2 422	2 066
	B	10 289	5 395	4 894	4 479	1 923	2 556	4 250	2 285	1 965
	C	4 076	2 130	1 946	250	116	134	238	137	101
TR322 Denizli	A	14 533	7 492	7 041	4 316	1 830	2 486	4 576	2 352	2 224
	B	10 889	5 604	5 285	3 996	1 683	2 313	4 014	2 103	1 911
	C	3 644	1 888	1 756	320	147	173	562	249	313
TR323 Muğla	A	11 308	5 968	5 340	4 184	1 807	2 377	3 170	1 755	1 415
	B	5 908	3 135	2 773	3 533	1 498	2 035	2 569	1 343	1 226
	C	5 400	2 833	2 567	651	309	342	601	412	189
TR331 Manisa	A	19 373	10 005	9 368	6 114	2 596	3 518	6 748	3 866	2 882
	B	13 925	7 255	6 670	5 671	2 385	3 286	6 475	3 725	2 750
	C	5 448	2 750	2 698	443	211	232	273	141	132
TR332 Afyonkarahisar	A	11 295	5 708	5 587	2 373	1 089	1 284	3 787	2 051	1 736
	B	6 956	3 594	3 362	2 365	1 084	1 281	3 590	1 933	1 657
	C	4 339	2 114	2 225	8	5	3	197	118	79
TR333 Kütahya	A	7 765	3 994	3 771	2 182	1 027	1 155	3 192	1 779	1 413
	B	5 862	3 064	2 798	2 182	1 027	1 155	3 094	1 714	1 380
	C	1 903	930	973	-	-	-	98	65	33
TR334 Uşak	A	4 756	2 438	2 318	1 870	800	1 070	1 484	773	711
	B	3 603	1 872	1 731	1 870	800	1 070	1 465	758	707
	C	1 153	566	587	-	-	-	19	15	4
TR411 Bursa	A	40 132	20 766	19 366	11 452	4 999	6 453	14 746	7 840	6 906
	B	37 070	19 206	17 864	11 242	4 835	6 407	14 700	7 808	6 892
	C	3 062	1 560	1 502	210	164	46	46	32	14
TR412 Eskişehir	A	10 436	5 269	5 167	4 068	1 669	2 399	4 226	2 500	1 726
	B	10 065	5 081	4 984	4 004	1 629	2 375	4 178	2 473	1 705
	C	371	188	183	64	40	24	48	27	21
TR413 Bilecik	A	2 767	1 442	1 325	920	375	545	1 306	707	599
	B	2 502	1 308	1 194	920	375	545	1 306	707	599
	C	265	134	131	-	-	-	-	-	-

Not. Açıköğretim ortaokulu ve açıköğretim lisesi öğrencileri dahil değildir.

Note. Open education students are not included.

**1.13 İstatistikî Bölge Birimleri Sınıflaması 3. düzey, yerleşim yeri ve eğitim seviyesine göre mezun olan öğrenci sayısı (devam)**

Number of graduates by settlement place and level of education according to Statistical Regions Level 3 (continued)

[2012/'13 Öğretim yılı sonu - End of the educational year 2012/'13]

**A. Toplam - Total****B. Şehir- City****C. Köy - Village**

İBBS - 3. Düzey SR - Level 3		Ortaöğretim - Upper Secondary Education								
		8. Sınıfı Bitiren Öğrenci Sayısı Number of Students Who Completed 8. Grade			Genel Ortaöğretim General Secondary Education			Mesleki ve Teknik Ortaöğretim Vocational and technical Secondary Education		
		Toplam Total	Erkek Males	Kadın Females	Toplam Total	Erkek Males	Kadın Females	Toplam Total	Erkek Males	Kadın Females
TR421 Kocaeli	<b>A</b>	<b>25 730</b>	<b>13 271</b>	<b>12 459</b>	<b>8 003</b>	<b>3 664</b>	<b>4 339</b>	<b>8 486</b>	<b>4 488</b>	<b>3 998</b>
	B	24 388	12 602	11 786	7 555	3 409	4 146	7 519	3 880	3 639
	C	1 342	669	673	448	255	193	967	608	359
TR422 Sakarya	<b>A</b>	<b>13 089</b>	<b>6 699</b>	<b>6 390</b>	<b>3 871</b>	<b>1 795</b>	<b>2 076</b>	<b>5 227</b>	<b>2 822</b>	<b>2 405</b>
	B	10 468	5 393	5 075	3 871	1 795	2 076	5 071	2 701	2 370
	C	2 621	1 306	1 315	-	-	-	156	121	35
TR423 Düzce	<b>A</b>	<b>5 506</b>	<b>2 866</b>	<b>2 640</b>	<b>1 427</b>	<b>681</b>	<b>746</b>	<b>2 036</b>	<b>1 073</b>	<b>963</b>
	B	3 867	2 028	1 839	1 331	621	710	1 984	1 045	939
	C	1 639	838	801	96	60	36	52	28	24
TR424 Bolu	<b>A</b>	<b>3 626</b>	<b>1 832</b>	<b>1 794</b>	<b>1 392</b>	<b>583</b>	<b>809</b>	<b>1 944</b>	<b>1 225</b>	<b>719</b>
	B	3 131	1 584	1 547	1 392	583	809	1 918	1 209	709
	C	495	248	247	-	-	-	26	16	10
TR425 Yalova	<b>A</b>	<b>2 791</b>	<b>1 452</b>	<b>1 339</b>	<b>1 146</b>	<b>505</b>	<b>641</b>	<b>1 041</b>	<b>535</b>	<b>506</b>
	B	2 199	1 134	1 065	836	379	457	964	483	481
	C	592	318	274	310	126	184	77	52	25
TR510 Ankara	<b>A</b>	<b>74 253</b>	<b>38 254</b>	<b>35 999</b>	<b>31 184</b>	<b>14 307</b>	<b>16 877</b>	<b>21 982</b>	<b>12 053</b>	<b>9 929</b>
	B	72 206	37 191	35 015	30 698	14 091	16 607	21 766	11 964	9 802
	C	2 047	1 063	984	486	216	270	216	89	127
TR521 Konya	<b>A</b>	<b>36 541</b>	<b>18 775</b>	<b>17 766</b>	<b>8 376</b>	<b>3 820</b>	<b>4 556</b>	<b>11 124</b>	<b>5 778</b>	<b>5 346</b>
	B	29 056	14 971	14 085	8 092	3 677	4 415	10 650	5 537	5 113
	C	7 485	3 804	3 681	284	143	141	474	241	233
TR522 Karaman	<b>A</b>	<b>4 248</b>	<b>2 141</b>	<b>2 107</b>	<b>1 200</b>	<b>515</b>	<b>685</b>	<b>1 254</b>	<b>591</b>	<b>663</b>
	B	3 506	1 768	1 738	1 190	508	682	1 182	559	623
	C	742	373	369	10	7	3	72	32	40
TR611 Antalya	<b>A</b>	<b>32 359</b>	<b>16 823</b>	<b>15 536</b>	<b>11 043</b>	<b>4 834</b>	<b>6 209</b>	<b>8 431</b>	<b>4 338</b>	<b>4 093</b>
	B	24 541	12 776	11 765	10 229	4 476	5 753	7 740	3 905	3 835
	C	7 818	4 047	3 771	814	358	456	691	433	258
TR612 Isparta	<b>A</b>	<b>5 969</b>	<b>3 048</b>	<b>2 921</b>	<b>2 303</b>	<b>1 095</b>	<b>1 208</b>	<b>2 348</b>	<b>1 267</b>	<b>1 081</b>
	B	4 659	2 394	2 265	2 260	1 056	1 204	2 348	1 267	1 081
	C	1 310	654	656	43	39	4	-	-	-
TR613 Burdur	<b>A</b>	<b>3 529</b>	<b>1 777</b>	<b>1 752</b>	<b>1 218</b>	<b>537</b>	<b>681</b>	<b>1 230</b>	<b>692</b>	<b>538</b>
	B	2 663	1 346	1 317	1 200	531	669	1 214	682	532
	C	866	431	435	18	6	12	16	10	6
TR621 Adana	<b>A</b>	<b>28 428</b>	<b>14 791</b>	<b>13 637</b>	<b>14 026</b>	<b>6 071</b>	<b>7 955</b>	<b>7 742</b>	<b>4 609</b>	<b>3 133</b>
	B	25 381	13 223	12 158	13 966	6 045	7 921	7 465	4 434	3 031
	C	3 047	1 568	1 479	60	26	34	277	175	102
TR622 Mersin	<b>A</b>	<b>28 722</b>	<b>14 865</b>	<b>13 857</b>	<b>10 383</b>	<b>4 635</b>	<b>5 748</b>	<b>7 002</b>	<b>3 917</b>	<b>3 085</b>
	B	24 049	12 511	11 538	9 842	4 383	5 459	6 338	3 546	2 792
	C	4 673	2 354	2 319	541	252	289	664	371	293
TR631 Hatay	<b>A</b>	<b>26 635</b>	<b>13 810</b>	<b>12 825</b>	<b>8 903</b>	<b>4 131</b>	<b>4 772</b>	<b>6 244</b>	<b>3 457</b>	<b>2 787</b>
	B	14 738	7 634	7 104	7 506	3 525	3 981	4 941	2 556	2 385
	C	11 897	6 176	5 721	1 397	606	791	1 303	901	402
TR632 Kahramanmaraş	<b>A</b>	<b>19 824</b>	<b>10 292</b>	<b>9 532</b>	<b>4 860</b>	<b>2 309</b>	<b>2 551</b>	<b>5 359</b>	<b>2 824</b>	<b>2 535</b>
	B	13 188	6 816	6 372	4 860	2 309	2 551	4 518	2 261	2 257
	C	6 636	3 476	3 160	-	-	-	841	563	278
TR633 Osmaniye	<b>A</b>	<b>9 285</b>	<b>4 731</b>	<b>4 554</b>	<b>3 369</b>	<b>1 554</b>	<b>1 815</b>	<b>2 838</b>	<b>1 590</b>	<b>1 248</b>
	B	7 628	3 911	3 717	3 369	1 554	1 815	2 772	1 561	1 211
	C	1 657	820	837	-	-	-	66	29	37
TR711 Kırıkkale	<b>A</b>	<b>4 445</b>	<b>2 263</b>	<b>2 182</b>	<b>1 639</b>	<b>766</b>	<b>873</b>	<b>1 877</b>	<b>1 054</b>	<b>823</b>
	B	4 130	2 116	2 014	1 639	766	873	1 830	1 042	788
	C	315	147	168	-	-	-	47	12	35
TR712 Aksaray	<b>A</b>	<b>6 983</b>	<b>3 603</b>	<b>3 380</b>	<b>1 547</b>	<b>647</b>	<b>900</b>	<b>1 767</b>	<b>949</b>	<b>818</b>
	B	4 370	2 261	2 109	1 508	636	872	1 465	820	645
	C	2 613	1 342	1 271	39	11	28	302	129	173

Not. Açıköğretim ortaokulu ve açıköğretim lisesi öğrencileri dahil değildir.

Note. Open education students are not included.

**1.13 İstatistikî Bölge Birimleri Sınıflaması 3. düzey, yerleşim yeri ve eğitim seviyesine göre mezun olan öğrenci sayısı (devam)**

Number of graduates by settlement place and level of education according to Statistical Regions Level 3 (continued)

[2012/'13 Öğretim yılı sonu - End of the educational year 2012/'13]

A. Toplam - Total

B. Şehir- City

C. Köy - Village

İBBS - 3. Düzey SR - Level 3		Ortaöğretim - Upper Secondary Education								
		8. Sınıfı Bitiren Öğrenci Sayısı Number of Students Who Completed 8. Grade			Genel Ortaöğretim General Secondary Education			Mesleki ve Teknik Ortaöğretim Vocational and Technical Secondary Education		
		Toplam	Erkek	Kadın	Toplam	Erkek	Kadın	Toplam	Erkek	Kadın
		Total	Males	Females	Total	Males	Females	Total	Males	Females
TR713 Niğde	A	6 463	3 347	3 116	1 423	585	838	1 767	924	843
	B	3 559	1 839	1 720	1 396	568	828	1 648	868	780
	C	2 904	1 508	1 396	27	17	10	119	56	63
TR714 Nevşehir	A	4 812	2 435	2 377	1 464	604	860	1 370	702	668
	B	3 051	1 545	1 506	1 284	525	759	1 344	684	660
	C	1 761	890	871	180	79	101	26	18	8
TR715 Kırşehir	A	3 261	1 703	1 558	1 298	607	691	1 370	749	621
	B	2 651	1 396	1 255	1 298	607	691	1 370	749	621
	C	610	307	303	-	-	-	-	-	-
TR721 Kayseri	A	20 402	10 510	9 892	7 204	3 166	4 038	6 146	3 420	2 726
	B	18 453	9 557	8 896	6 759	2 964	3 795	5 975	3 336	2 639
	C	1 949	953	996	445	202	243	171	84	87
TR722 Sivas	A	10 666	5 472	5 194	2 962	1 344	1 618	3 544	1 846	1 698
	B	8 432	4 342	4 090	2 906	1 322	1 584	3 509	1 821	1 688
	C	2 234	1 130	1 104	56	22	34	35	25	10
TR723 Yozgat	A	7 826	3 940	3 886	1 962	922	1 040	2 661	1 409	1 252
	B	5 001	2 509	2 492	1 932	907	1 025	2 573	1 350	1 223
	C	2 825	1 431	1 394	30	15	15	88	59	29
TR811 Zonguldak	A	8 373	4 398	3 975	2 808	1 193	1 615	3 209	1 965	1 244
	B	4 598	2 427	2 171	2 378	1 015	1 363	2 540	1 599	941
	C	3 775	1 971	1 804	430	178	252	669	366	303
TR812 Karabük	A	3 125	1 624	1 501	1 324	624	700	1 207	664	543
	B	2 843	1 478	1 365	1 324	624	700	1 141	627	514
	C	282	146	136	-	-	-	66	37	29
TR813 Bartın	A	2 703	1 380	1 323	603	257	346	1 209	659	550
	B	1 204	645	559	603	257	346	1 000	546	454
	C	1 499	735	764	-	-	-	209	113	96
TR821 Kastamonu	A	4 877	2 482	2 395	1 386	611	775	2 130	1 196	934
	B	3 775	1 932	1 843	1 386	611	775	2 070	1 172	898
	C	1 102	550	552	-	-	-	60	24	36
TR822 Çankırı	A	2 218	1 121	1 097	700	324	376	1 135	645	490
	B	2 034	1 020	1 014	700	324	376	1 135	645	490
	C	184	101	83	-	-	-	-	-	-
TR823 Sinop	A	2 285	1 183	1 102	918	365	553	1 157	663	494
	B	1 755	924	831	918	365	553	1 097	631	466
	C	530	259	271	-	-	-	60	32	28
TR831 Samsun	A	21 345	10 852	10 493	6 954	3 053	3 901	6 253	3 346	2 907
	B	15 510	7 951	7 559	6 692	2 866	3 826	6 124	3 278	2 846
	C	5 835	2 901	2 934	262	187	75	129	68	61
TR832 Tokat	A	10 025	5 231	4 794	2 840	1 320	1 520	3 366	1 776	1 590
	B	7 302	3 884	3 418	2 840	1 320	1 520	3 290	1 725	1 565
	C	2 723	1 347	1 376	-	-	-	76	51	25
TR833 Çorum	A	8 695	4 425	4 270	2 732	1 264	1 468	2 540	1 432	1 108
	B	6 902	3 543	3 359	2 732	1 264	1 468	2 477	1 398	1 079
	C	1 793	882	911	-	-	-	63	34	29
TR834 Amasya	A	5 116	2 594	2 522	1 559	720	839	2 323	1 295	1 028
	B	4 186	2 154	2 032	1 559	720	839	2 215	1 222	993
	C	930	440	490	-	-	-	108	73	35
TR901 Trabzon	A	11 153	5 775	5 378	4 307	1 917	2 390	4 435	2 303	2 132
	B	7 582	3 884	3 698	4 046	1 795	2 251	4 049	2 088	1 961
	C	3 571	1 891	1 680	261	122	139	386	215	171
TR902 Ordu	A	12 202	6 264	5 938	3 728	1 696	2 032	4 003	2 209	1 794
	B	8 653	4 495	4 158	3 273	1 485	1 788	3 758	2 060	1 698
	C	3 549	1 769	1 780	455	211	244	245	149	96
TR903 Giresun	A	6 147	3 141	3 006	1 852	851	1 001	3 206	1 731	1 475
	B	4 628	2 367	2 261	1 818	830	988	3 183	1 723	1 460
	C	1 519	774	745	34	21	13	23	8	15

Not. Açıköğretim ortaokulu ve açıköğretim lisesi öğrencileri dahil değildir.

Note. Open education students are not included.

**1.13 İstatistikî Bölge Birimleri Sınıflaması 3. düzey, yerleşim yeri ve eğitim seviyesine göre mezun olan öğrenci sayısı (devam)**

Number of graduates by settlement place and level of education according to Statistical Regions Level 3 (continued)

[2012/'13 Öğretim yılı sonu - End of the educational year 2012/'13]

A. Toplam - Total

B. Şehir- City

C. Köy - Village

İBBS - 3. Düzey SR - Level 3		Ortaöğretim - Upper Secondary Education								
		8. Sınıfı Bitiren Öğrenci Sayısı Number of Students Who Completed 8. Grade			Genel Ortaöğretim General Secondary Education			Mesleki ve Teknik Ortaöğretim Vocational and Technical Secondary Education		
		Toplam	Erkek	Kadın	Toplam	Erkek	Kadın	Toplam	Erkek	Kadın
		Total	Males	Females	Total	Males	Females	Total	Males	Females
TR904 Rize	A	5 017	2 652	2 365	1 873	847	1 026	2 222	1 238	984
	B	4 013	2 114	1 899	1 762	785	977	2 169	1 185	984
	C	1 004	538	466	111	62	49	53	53	-
TR905 Artvin	A	2 348	1 229	1 119	773	327	446	1 116	575	541
	B	1 654	870	784	732	302	430	972	486	486
	C	694	359	335	41	25	16	144	89	55
TR906 Gümüşhane	A	1 931	1 022	909	574	308	266	802	413	389
	B	1 435	759	676	543	289	254	802	413	389
	C	496	263	233	31	19	12	-	-	-
TRA11 Erzurum	A	14 329	7 523	6 806	3 720	1 890	1 830	3 268	1 910	1 358
	B	10 985	5 781	5 204	3 720	1 890	1 830	3 149	1 828	1 321
	C	3 344	1 742	1 602	-	-	-	119	82	37
TRA12 Erzincan	A	3 310	1 723	1 587	1 256	608	648	1 334	779	555
	B	2 434	1 262	1 172	1 256	608	648	1 248	735	513
	C	876	461	415	-	-	-	86	44	42
TRA13 Bayburt	A	1 292	674	618	398	211	187	445	246	199
	B	879	449	430	398	211	187	431	239	192
	C	413	225	188	-	-	-	14	7	7
TRA21 Ağrı	A	10 403	5 784	4 619	2 148	1 314	834	1 385	679	706
	B	7 078	3 874	3 204	2 148	1 314	834	1 385	679	706
	C	3 325	1 910	1 415	-	-	-	-	-	-
TRA22 Kars	A	5 632	2 953	2 679	1 305	578	727	911	477	434
	B	2 870	1 534	1 336	1 305	578	727	875	450	425
	C	2 762	1 419	1 343	-	-	-	36	27	9
TRA23 Iğdır	A	4 022	2 058	1 964	1 179	520	659	706	294	412
	B	2 407	1 234	1 173	1 179	520	659	661	267	394
	C	1 615	824	791	-	-	-	45	27	18
TRA24 Ardahan	A	1 967	1 026	941	405	187	218	666	315	351
	B	1 159	612	547	389	178	211	649	307	342
	C	808	414	394	16	9	7	17	8	9
TRB11 Malatya	A	13 440	6 961	6 479	5 657	2 675	2 982	3 663	1 988	1 675
	B	9 960	5 182	4 778	5 244	2 418	2 826	3 404	1 866	1 538
	C	3 480	1 779	1 701	413	257	156	259	122	137
TRB12 Elazığ	A	9 291	4 765	4 526	3 930	1 948	1 982	2 781	1 421	1 360
	B	7 513	3 864	3 649	3 930	1 948	1 982	2 614	1 350	1 264
	C	1 778	901	877	-	-	-	167	71	96
TRB13 Bingöl	A	4 718	2 549	2 169	1 199	739	460	1 070	511	559
	B	3 017	1 548	1 469	1 199	739	460	1 070	511	559
	C	1 701	1 001	700	-	-	-	-	-	-
TRB14 Tunceli	A	859	464	395	424	197	227	371	188	183
	B	666	357	309	383	174	209	371	188	183
	C	193	107	86	41	23	18	-	-	-
TRB21 Van	A	21 838	11 907	9 931	4 569	2 540	2 029	2 804	1 442	1 362
	B	13 982	7 401	6 581	4 443	2 464	1 979	2 436	1 202	1 234
	C	7 856	4 506	3 350	126	76	50	368	240	128
TRB22 Muş	A	8 378	4 752	3 626	907	550	357	2 025	1 157	868
	B	4 200	2 261	1 939	827	510	317	1 872	1 060	812
	C	4 178	2 491	1 687	80	40	40	153	97	56
TRB23 Bitlis	A	6 988	3 920	3 068	1 592	1 030	562	1 241	651	590
	B	4 653	2 684	1 969	1 592	1 030	562	1 241	651	590
	C	2 335	1 236	1 099	-	-	-	-	-	-
TRB24 Hakkari	A	5 922	3 037	2 885	1 761	1 026	735	996	467	529
	B	3 512	1 726	1 786	1 761	1 026	735	773	304	469
	C	2 410	1 311	1 099	-	-	-	223	163	60

Not. Açıköğretim ortaokulu ve açıköğretim lisesi öğrencileri dahil değildir.

Note. Open education students are not included.

**1.13 İstatistiki Bölge Birimleri Sınıflaması 3. düzey, yerleşim yeri ve eğitim seviyesine göre mezun olan öğrenci sayısı (devam)**

Number of graduates by settlement place and level of education according to Statistical Regions Level 3 (continued)

[2012/'13 Öğretim yılı sonu - End of the educational year 2012/'13]

**A. Toplam** - Total**B. Şehir** - City**C. Köy** - Village

İBBS - 3. Düzey SR - Level 3		Ortaöğretim - Upper Secondary Education								
		8. Sınıfı Bitiren Öğrenci Sayısı Number of Students Who Completed 8. Grade			Genel Ortaöğretim General Secondary Education			Mesleki ve Teknik Ortaöğretim Vocational and Technical Secondary Education		
		Toplam Total	Erkek Males	Kadın Females	Toplam Total	Erkek Males	Kadın Females	Toplam Total	Erkek Males	Kadın Females
TRC11 Gaziantep	<b>A</b>	<b>32 401</b>	<b>16 976</b>	<b>15 425</b>	<b>9 538</b>	<b>4 648</b>	<b>4 890</b>	<b>5 067</b>	<b>2 269</b>	<b>2 798</b>
	B	29 122	15 273	13 849	9 538	4 648	4 890	4 996	2 237	2 759
	C	3 279	1 703	1 576	-	-	-	71	32	39
TRC12 Adıyaman	<b>A</b>	<b>12 298</b>	<b>6 347</b>	<b>5 951</b>	<b>4 071</b>	<b>2 041</b>	<b>2 030</b>	<b>2 918</b>	<b>1 447</b>	<b>1 471</b>
	B	7 909	4 090	3 819	4 035	2 022	2 013	2 496	1 230	1 266
	C	4 389	2 257	2 132	36	19	17	422	217	205
TRC13 Kilis	<b>A</b>	<b>2 352</b>	<b>1 225</b>	<b>1 127</b>	<b>508</b>	<b>235</b>	<b>273</b>	<b>791</b>	<b>386</b>	<b>405</b>
	B	1 872	973	899	508	235	273	791	386	405
	C	480	252	228	-	-	-	-	-	-
TRC21 Şanlıurfa	<b>A</b>	<b>34 221</b>	<b>19 455</b>	<b>14 766</b>	<b>7 354</b>	<b>4 447</b>	<b>2 907</b>	<b>4 415</b>	<b>2 036</b>	<b>2 379</b>
	B	19 065	10 202	8 863	7 058	4 288	2 770	3 948	1 826	2 122
	C	15 156	9 253	5 903	296	159	137	467	210	257
TRC22 Diyarbakır	<b>A</b>	<b>33 760</b>	<b>18 209</b>	<b>15 551</b>	<b>10 096</b>	<b>5 161</b>	<b>4 935</b>	<b>3 850</b>	<b>1 900</b>	<b>1 950</b>
	B	25 117	13 338	11 779	9 883	5 042	4 841	3 760	1 838	1 922
	C	8 643	4 871	3 772	213	119	94	90	62	28
TRC31 Mardin	<b>A</b>	<b>17 547</b>	<b>9 122</b>	<b>8 425</b>	<b>5 155</b>	<b>2 959</b>	<b>2 196</b>	<b>2 246</b>	<b>1 001</b>	<b>1 245</b>
	B	11 252	5 877	5 375	5 155	2 959	2 196	1 707	723	984
	C	6 295	3 245	3 050	-	-	-	539	278	261
TRC32 Batman	<b>A</b>	<b>11 195</b>	<b>5 863</b>	<b>5 332</b>	<b>4 008</b>	<b>2 003</b>	<b>2 005</b>	<b>1 075</b>	<b>507</b>	<b>568</b>
	B	8 233	4 254	3 979	3 987	1 989	1 998	1 075	507	568
	C	2 962	1 609	1 353	21	14	7	-	-	-
TRC33 Şırnak	<b>A</b>	<b>11 748</b>	<b>6 111</b>	<b>5 637</b>	<b>1 856</b>	<b>1 110</b>	<b>746</b>	<b>1 536</b>	<b>870</b>	<b>666</b>
	B	7 029	3 669	3 360	1 856	1 110	746	1 299	753	546
	C	4 719	2 442	2 277	-	-	-	237	117	120
TRC34 Siirt	<b>A</b>	<b>6 448</b>	<b>3 467</b>	<b>2 981</b>	<b>1 867</b>	<b>1 084</b>	<b>783</b>	<b>746</b>	<b>420</b>	<b>326</b>
	B	3 869	2 089	1 780	1 867	1 084	783	625	361	264
	C	2 579	1 378	1 201	-	-	-	121	59	62

Not. Açıköğretim ortaokulu ve açıköğretim lisesi öğrencileri dahil değildir.

Note. Open education students are not included.

**1.14 İstatistikî Bölge Birimleri Sınıflaması 3. düzey, yerleşim yeri ve eğitim seviyesine göre yeni kayıt öğrenci sayısı**

Number of new entrants by settlement place and level of education according to Statistical Regions Level 3

[2013/' 14 Öğretim yılı başı - Beginning of the educational year 2013/' 14]

**A. Toplam - Total**      **B. Şehir- City**      **C. Köy - Village**

İBBS - 3. Düzey SR - Level 3		Ortaöğretim - Upper Secondary Education								
		İlkokul Primary School			Genel Ortaöğretim General Secondary Education			Mesleki ve Teknik Ortaöğretim Vocational and Technical Secondary Education		
		Toplam	Erkek	Kadın	Toplam	Erkek	Kadın	Toplam	Erkek	Kadın
		Total	Males	Females	Total	Males	Females	Total	Males	Females
TR Türkiye	A	1 285 199	662 370	622 829	417 731	195 917	221 814	717 996	400 175	317 821
TR Turkey	B	1 020 399	525 881	494 518	399 570	187 150	212 420	685 555	380 336	305 219
	C	264 800	136 489	128 311	18 161	8 767	9 394	32 441	19 839	12 602
TR100 İstanbul	A	221 000	113 649	107 351	48 472	23 643	24 829	146 522	77 906	68 616
	B	218 538	112 379	106 159	47 418	23 119	24 299	144 093	76 298	67 795
	C	2 462	1 270	1 192	1 054	524	530	2 429	1 608	821
TR211 Tekirdağ	A	12 917	6 700	6 217	4 637	2 084	2 553	6 795	3 997	2 798
	B	9 424	4 868	4 556	4 571	2 057	2 514	5 896	3 447	2 449
	C	3 493	1 832	1 661	66	27	39	899	550	349
TR212 Edirne	A	4 258	2 141	2 117	2 338	1 057	1 281	2 430	1 574	856
	B	3 562	1 808	1 754	2 177	985	1 192	2 415	1 562	853
	C	696	333	363	161	72	89	15	12	3
TR213 Kırklareli	A	3 755	1 942	1 813	2 030	931	1 099	2 123	1 291	832
	B	3 128	1 618	1 510	2 030	931	1 099	2 040	1 241	799
	C	627	324	303	-	-	-	83	50	33
TR221 Balıkesir	A	13 395	6 916	6 479	6 971	3 204	3 767	8 071	4 588	3 483
	B	9 434	4 863	4 571	6 896	3 162	3 734	7 565	4 238	3 327
	C	3 961	2 053	1 908	75	42	33	506	350	156
TR222 Çanakkale	A	5 643	2 876	2 767	2 978	1 342	1 636	2 575	1 576	999
	B	3 898	1 976	1 922	2 882	1 302	1 580	2 355	1 444	911
	C	1 745	900	845	96	40	56	220	132	88
TR310 İzmir	A	54 235	28 026	26 209	19 952	9 050	10 902	31 811	18 001	13 810
	B	49 614	25 658	23 956	19 191	8 712	10 479	30 880	17 475	13 405
	C	4 621	2 368	2 253	761	338	423	931	526	405
TR321 Aydın	A	13 917	7 216	6 701	5 970	2 641	3 329	7 144	4 215	2 929
	B	9 252	4 795	4 457	5 558	2 467	3 091	6 819	4 028	2 791
	C	4 665	2 421	2 244	412	174	238	325	187	138
TR322 Denizli	A	14 333	7 321	7 012	5 490	2 508	2 982	8 170	4 504	3 666
	B	11 340	5 826	5 514	5 063	2 282	2 781	7 401	4 042	3 359
	C	2 993	1 495	1 498	427	226	201	769	462	307
TR323 Muğla	A	12 048	6 243	5 805	4 964	2 257	2 707	5 400	3 243	2 157
	B	5 668	2 897	2 771	3 888	1 758	2 130	4 400	2 588	1 812
	C	6 380	3 346	3 034	1 076	499	577	1 000	655	345
TR331 Manisa	A	19 801	10 277	9 524	7 940	3 542	4 398	10 545	6 155	4 390
	B	14 694	7 602	7 092	7 207	3 182	4 025	10 066	5 933	4 133
	C	5 107	2 675	2 432	733	360	373	479	222	257
TR332 Afyonkarahisar	A	11 197	5 761	5 436	3 857	1 646	2 211	6 179	3 532	2 647
	B	6 480	3 357	3 123	3 857	1 646	2 211	5 791	3 311	2 480
	C	4 717	2 404	2 313	-	-	-	388	221	167
TR333 Kütahya	A	7 034	3 650	3 384	3 222	1 559	1 663	4 562	2 507	2 055
	B	5 307	2 785	2 522	3 222	1 559	1 663	4 443	2 437	2 006
	C	1 727	865	862	-	-	-	119	70	49
TR334 Uşak	A	4 819	2 497	2 322	2 533	1 100	1 433	2 290	1 363	927
	B	3 750	1 942	1 808	2 533	1 100	1 433	2 274	1 352	922
	C	1 069	555	514	-	-	-	16	11	5

Not. Açıköğretim ortaokulu ve açıköğretim lisesi öğrencileri dahil değildir.

Note. Open education students are not included.



**1.14 İstatistikî Bölge Birimleri Sınıflaması 3. düzey, yerleşim yeri ve eğitim seviyesine göre yeni kayıt öğrenci sayısı (devam)**

Number of new entrants by settlement place and level of education according to Statistical Regions Level 3 (continued)

[2013/' 14 Öğretim yılı başı - Beginning of the educational year 2013/' 14]

**A. Toplam - Total**      **B. Şehir- City**      **C. Köy - Village**

İBBS - 3. Düzey SR - Level 3		Ortaöğretim - Upper Secondary Education								
		İlkokul Primary School			Genel Ortaöğretim General Secondary Education			Mesleki ve Teknik Ortaöğretim Vocational and Technical Secondary Education		
		Toplam Total	Erkek Males	Kadın Females	Toplam Total	Erkek Males	Kadın Females	Toplam Total	Erkek Males	Kadın Females
<b>TR411 Bursa</b>	<b>A</b>	<b>42 344</b>	<b>21 686</b>	<b>20 658</b>	<b>11 716</b>	<b>5 555</b>	<b>6 161</b>	<b>26 747</b>	<b>14 554</b>	<b>12 193</b>
	B	39 466	20 222	19 244	11 446	5 345	6 101	26 337	14 326	12 011
	C	2 878	1 464	1 414	270	210	60	410	228	182
<b>TR412 Eskişehir</b>	<b>A</b>	<b>9 820</b>	<b>5 047</b>	<b>4 773</b>	<b>5 276</b>	<b>2 338</b>	<b>2 938</b>	<b>5 359</b>	<b>3 129</b>	<b>2 230</b>
	B	9 313	4 786	4 527	5 189	2 263	2 926	5 319	3 104	2 215
	C	507	261	246	87	75	12	40	25	15
<b>TR413 Bilecik</b>	<b>A</b>	<b>2 563</b>	<b>1 313</b>	<b>1 250</b>	<b>1 207</b>	<b>557</b>	<b>650</b>	<b>1 770</b>	<b>962</b>	<b>808</b>
	B	2 264	1 160	1 104	1 207	557	650	1 770	962	808
	C	299	153	146	-	-	-	-	-	-
<b>TR421 Kocaeli</b>	<b>A</b>	<b>27 969</b>	<b>14 459</b>	<b>13 510</b>	<b>9 880</b>	<b>4 769</b>	<b>5 111</b>	<b>15 287</b>	<b>8 319</b>	<b>6 968</b>
	B	25 932	13 359	12 573	9 239	4 423	4 816	14 032	7 508	6 524
	C	2 037	1 100	937	641	346	295	1 255	811	444
<b>TR422 Sakarya</b>	<b>A</b>	<b>13 898</b>	<b>7 160</b>	<b>6 738</b>	<b>5 762</b>	<b>2 714</b>	<b>3 048</b>	<b>7 554</b>	<b>4 252</b>	<b>3 302</b>
	B	11 206	5 758	5 448	5 762	2 714	3 048	7 402	4 138	3 264
	C	2 692	1 402	1 290	-	-	-	152	114	38
<b>TR423 Düzce</b>	<b>A</b>	<b>5 299</b>	<b>2 767</b>	<b>2 532</b>	<b>1 976</b>	<b>937</b>	<b>1 039</b>	<b>3 143</b>	<b>1 789</b>	<b>1 354</b>
	B	3 607	1 864	1 743	1 887	881	1 006	3 094	1 762	1 332
	C	1 692	903	789	89	56	33	49	27	22
<b>TR424 Bolu</b>	<b>A</b>	<b>3 667</b>	<b>1 921</b>	<b>1 746</b>	<b>1 610</b>	<b>728</b>	<b>882</b>	<b>2 224</b>	<b>1 320</b>	<b>904</b>
	B	3 093	1 603	1 490	1 610	728	882	2 206	1 312	894
	C	574	318	256	-	-	-	18	8	10
<b>TR425 Yalova</b>	<b>A</b>	<b>2 934</b>	<b>1 540</b>	<b>1 394</b>	<b>1 623</b>	<b>774</b>	<b>849</b>	<b>1 485</b>	<b>858</b>	<b>627</b>
	B	2 299	1 215	1 084	1 172	576	596	1 306	700	606
	C	635	325	310	451	198	253	179	158	21
<b>TR510 Ankara</b>	<b>A</b>	<b>75 597</b>	<b>39 034</b>	<b>36 563</b>	<b>29 374</b>	<b>13 860</b>	<b>15 514</b>	<b>44 152</b>	<b>23 827</b>	<b>20 325</b>
	B	73 980	38 194	35 786	28 717	13 521	15 196	43 765	23 607	20 158
	C	1 617	840	777	657	339	318	387	220	167
<b>TR521 Konya</b>	<b>A</b>	<b>37 074</b>	<b>19 172</b>	<b>17 902</b>	<b>9 467</b>	<b>4 528</b>	<b>4 939</b>	<b>22 249</b>	<b>11 824</b>	<b>10 425</b>
	B	30 177	15 623	14 554	9 078	4 362	4 716	21 492	11 374	10 118
	C	6 897	3 549	3 348	389	166	223	757	450	307
<b>TR522 Karaman</b>	<b>A</b>	<b>3 724</b>	<b>1 882</b>	<b>1 842</b>	<b>1 914</b>	<b>849</b>	<b>1 065</b>	<b>2 170</b>	<b>1 137</b>	<b>1 033</b>
	B	2 822	1 438	1 384	1 914	849	1 065	2 072	1 093	979
	C	902	444	458	-	-	-	98	44	54
<b>TR611 Antalya</b>	<b>A</b>	<b>35 292</b>	<b>18 359</b>	<b>16 933</b>	<b>14 190</b>	<b>6 496</b>	<b>7 694</b>	<b>15 897</b>	<b>9 237</b>	<b>6 660</b>
	B	26 751	13 938	12 813	12 219	5 586	6 633	14 717	8 459	6 258
	C	8 541	4 421	4 120	1 971	910	1 061	1 180	778	402
<b>TR612 Isparta</b>	<b>A</b>	<b>5 867</b>	<b>3 056</b>	<b>2 811</b>	<b>2 769</b>	<b>1 286</b>	<b>1 483</b>	<b>3 561</b>	<b>1 910</b>	<b>1 651</b>
	B	4 514	2 357	2 157	2 733	1 263	1 470	3 561	1 910	1 651
	C	1 353	699	654	36	23	13	-	-	-
<b>TR613 Burdur</b>	<b>A</b>	<b>3 612</b>	<b>1 872</b>	<b>1 740</b>	<b>1 735</b>	<b>733</b>	<b>1 002</b>	<b>1 774</b>	<b>1 030</b>	<b>744</b>
	B	2 715	1 423	1 292	1 695	714	981	1 734	1 003	731
	C	897	449	448	40	19	21	40	27	13
<b>TR621 Adana</b>	<b>A</b>	<b>38 261</b>	<b>19 746</b>	<b>18 515</b>	<b>16 332</b>	<b>7 517</b>	<b>8 815</b>	<b>16 322</b>	<b>9 549</b>	<b>6 773</b>
	B	34 715	17 935	16 780	16 198	7 468	8 730	16 052	9 373	6 679
	C	3 546	1 811	1 735	134	49	85	270	176	94

Not. Açıköğretim ortaokulu ve açıköğretim lisesi öğrencileri dahil değildir.

Note. Open education students are not included.

**1.14 İstatistiki Bölge Birimleri Sınıflaması 3. düzey, yerleşim yeri ve eğitim seviyesine göre yeni kayıt öğrenci sayısı (devam)**

Number of new entrants by settlement place and level of education according to Statistical Regions Level 3 (continued)

[2013/' 14 Öğretim yılı başı - Beginning of the educational year 2013/' 14]

A. Toplam - Total

B. Şehir- City

C. Köy - Village

İBBS - 3. Düzey SR - Level 3		Ortaöğretim - Upper Secondary Education								
		İlkokul Primary School			Genel Ortaöğretim General Secondary Education			Mesleki ve Teknik Ortaöğretim Vocational and Technical Secondary Education		
		Toplam Total	Erkek Males	Kadın Females	Toplam Total	Erkek Males	Kadın Females	Toplam Total	Erkek Males	Kadın Females
TR622 Mersin	A	28 689	14 887	13 802	10 809	5 023	5 786	15 897	8 803	7 094
	B	23 701	12 322	11 379	9 998	4 651	5 347	14 987	8 212	6 775
	C	4 988	2 565	2 423	811	372	439	910	591	319
TR631 Hatay	A	30 977	15 958	15 019	9 081	4 039	5 042	15 467	9 234	6 233
	B	16 878	8 711	8 167	6 743	2 984	3 759	13 160	7 719	5 441
	C	14 099	7 247	6 852	2 338	1 055	1 283	2 307	1 515	792
TR632 Kahramanmaraş	A	22 573	11 820	10 753	4 656	2 222	2 434	12 566	7 006	5 560
	B	15 257	8 015	7 242	4 656	2 222	2 434	11 270	6 197	5 073
	C	7 316	3 805	3 511	-	-	-	1 296	809	487
TR633 Osmaniye	A	10 144	5 228	4 916	3 565	1 661	1 904	5 493	2 996	2 497
	B	8 278	4 233	4 045	3 565	1 661	1 904	5 422	2 956	2 466
	C	1 866	995	871	-	-	-	71	40	31
TR711 Kırıkkale	A	3 898	1 934	1 964	1 723	765	958	2 659	1 471	1 188
	B	3 549	1 747	1 802	1 723	765	958	2 493	1 396	1 097
	C	349	187	162	-	-	-	166	75	91
TR712 Aksaray	A	7 067	3 617	3 450	2 107	925	1 182	3 403	1 896	1 507
	B	4 488	2 310	2 178	2 048	892	1 156	2 946	1 654	1 292
	C	2 579	1 307	1 272	59	33	26	457	242	215
TR713 Niğde	A	6 036	3 129	2 907	2 236	970	1 266	3 311	1 925	1 386
	B	3 236	1 691	1 545	2 236	970	1 266	3 035	1 750	1 285
	C	2 800	1 438	1 362	-	-	-	276	175	101
TR714 Nevşehir	A	4 575	2 332	2 243	1 769	800	969	2 408	1 269	1 139
	B	2 858	1 436	1 422	1 596	718	878	2 382	1 245	1 137
	C	1 717	896	821	173	82	91	26	24	2
TR715 Kırşehir	A	3 272	1 674	1 598	1 665	789	876	1 981	1 136	845
	B	2 774	1 424	1 350	1 665	789	876	1 981	1 136	845
	C	498	250	248	-	-	-	-	-	-
TR721 Kayseri	A	23 791	12 296	11 495	8 332	3 897	4 435	12 806	6 998	5 808
	B	21 648	11 203	10 445	7 939	3 696	4 243	12 447	6 822	5 625
	C	2 143	1 093	1 050	393	201	192	359	176	183
TR722 Sivas	A	9 864	5 093	4 771	3 924	1 757	2 167	5 818	3 298	2 520
	B	7 517	3 907	3 610	3 869	1 737	2 132	5 659	3 203	2 456
	C	2 347	1 186	1 161	55	20	35	159	95	64
TR723 Yozgat	A	7 087	3 672	3 415	2 908	1 299	1 609	4 010	2 183	1 827
	B	4 844	2 510	2 334	2 908	1 299	1 609	3 829	2 075	1 754
	C	2 243	1 162	1 081	-	-	-	181	108	73
TR811 Zonguldak	A	8 290	4 214	4 076	3 751	1 644	2 107	4 286	2 592	1 694
	B	4 792	2 443	2 349	3 177	1 388	1 789	3 471	2 147	1 324
	C	3 498	1 771	1 727	574	256	318	815	445	370
TR812 Karabük	A	2 647	1 364	1 283	1 619	758	861	1 508	879	629
	B	2 388	1 228	1 160	1 619	758	861	1 460	855	605
	C	259	136	123	-	-	-	48	24	24
TR813 Bartın	A	2 292	1 145	1 147	797	352	445	1 850	1 012	838
	B	1 161	578	583	797	352	445	1 488	831	657
	C	1 131	567	564	-	-	-	362	181	181

Not. Açıköğretim ortaokulu ve açıköğretim lisesi öğrencileri dahil değildir.

Note. Open education students are not included.

## 1.14 İstatistiki Bölge Birimleri Sınıflaması 3. düzey, yerleşim yeri ve eğitim seviyesine göre yeni kayıt öğrenci sayısı (devam)

Number of new entrants by settlement place and level of education according to Statistical Regions Level 3 (continued)

[2013/' 14 Öğretim yılı başı - Beginning of the educational year 2013/' 14]

A. Toplam - Total

B. Şehir- City

C. Köy - Village

İBBS - 3. Düzey SR - Level 3		Ortaöğretim - Upper Secondary Education								
		İlkokul Primary School			Genel Ortaöğretim General Secondary Education			Mesleki ve Teknik Ortaöğretim Vocational and Technical Secondary Education		
		Toplam	Erkek	Kadın	Toplam	Erkek	Kadın	Toplam	Erkek	Kadın
		Total	Males	Females	Total	Males	Females	Total	Males	Females
TR821 Kastamonu	A	4 345	2 233	2 112	1 685	713	972	2 938	1 672	1 266
	B	3 406	1 766	1 640	1 685	713	972	2 875	1 638	1 237
	C	939	467	472	-	-	-	63	34	29
TR822 Çankırı	A	2 046	1 072	974	1 011	439	572	1 296	761	535
	B	1 766	924	842	1 011	439	572	1 296	761	535
	C	280	148	132	-	-	-	-	-	-
TR823 Sinop	A	2 297	1 204	1 093	1 233	570	663	1 451	837	614
	B	1 654	863	791	1 233	570	663	1 407	811	596
	C	643	341	302	-	-	-	44	26	18
TR831 Samsun	A	18 401	9 472	8 929	8 044	3 616	4 428	11 317	6 308	5 009
	B	13 407	6 914	6 493	7 733	3 425	4 308	11 031	6 138	4 893
	C	4 994	2 558	2 436	311	191	120	286	170	116
TR832 Tokat	A	8 439	4 385	4 054	3 853	1 812	2 041	5 686	3 231	2 455
	B	5 985	3 094	2 891	3 853	1 812	2 041	5 564	3 138	2 426
	C	2 454	1 291	1 163	-	-	-	122	93	29
TR833 Çorum	A	7 482	3 867	3 615	3 445	1 639	1 806	4 437	2 468	1 969
	B	6 039	3 150	2 889	3 445	1 639	1 806	4 380	2 431	1 949
	C	1 443	717	726	-	-	-	57	37	20
TR834 Amasya	A	4 316	2 262	2 054	2 231	998	1 233	2 828	1 596	1 232
	B	3 484	1 788	1 696	2 231	998	1 233	2 680	1 477	1 203
	C	832	474	358	-	-	-	148	119	29
TR901 Trabzon	A	10 357	5 379	4 978	5 272	2 450	2 822	6 444	3 586	2 858
	B	6 930	3 604	3 326	4 767	2 217	2 550	5 929	3 331	2 598
	C	3 427	1 775	1 652	505	233	272	515	255	260
TR902 Ordu	A	9 945	5 199	4 746	3 768	1 633	2 135	7 078	3 940	3 138
	B	7 114	3 735	3 379	3 170	1 442	1 728	6 545	3 654	2 891
	C	2 831	1 464	1 367	598	191	407	533	286	247
TR903 Giresun	A	5 060	2 528	2 532	2 830	1 300	1 530	3 712	2 158	1 554
	B	3 869	1 939	1 930	2 821	1 293	1 528	3 657	2 133	1 524
	C	1 191	589	602	9	7	2	55	25	30
TR904 Rize	A	4 354	2 238	2 116	2 429	1 160	1 269	3 040	1 761	1 279
	B	3 552	1 817	1 735	2 280	1 101	1 179	3 003	1 732	1 271
	C	802	421	381	149	59	90	37	29	8
TR905 Artvin	A	1 990	1 003	987	1 218	587	631	1 346	737	609
	B	1 500	767	733	1 105	532	573	1 254	671	583
	C	490	236	254	113	55	58	92	66	26
TR906 Gümüşhane	A	1 657	821	836	815	421	394	1 038	539	499
	B	1 086	546	540	774	399	375	1 038	539	499
	C	571	275	296	41	22	19	-	-	-
TRA11 Erzurum	A	14 138	7 303	6 835	5 107	2 573	2 534	6 293	3 563	2 730
	B	9 276	4 850	4 426	5 107	2 573	2 534	6 074	3 418	2 656
	C	4 862	2 453	2 409	-	-	-	219	145	74
TRA12 Erzincan	A	3 033	1 579	1 454	1 494	709	785	1 782	1 051	731
	B	2 091	1 092	999	1 452	682	770	1 710	1 006	704
	C	942	487	455	42	27	15	72	45	27

Not. Açıköğretim ortaokulu ve açıköğretim lisesi öğrencileri dahil değildir.

Note. Open education students are not included.

**1.14 İstatistiki Bölge Birimleri Sınıflaması 3. düzey, yerleşim yeri ve eğitim seviyesine göre yeni kayıt öğrenci sayısı (devam)**

Number of new entrants by settlement place and level of education according to Statistical Regions Level 3 (continued)

[2013/' 14 Öğretim yılı başı - Beginning of the educational year 2013/' 14]

**A. Toplam - Total**      **B. Şehir- City**      **C. Köy - Village**

İBBS - 3. Düzey SR - Level 3		Ortaöğretim - Upper Secondary Education								
		İlkokul Primary School			Genel Ortaöğretim General Secondary Education			Mesleki ve Teknik Ortaöğretim Vocational and Technical Secondary Education		
		Toplam Total	Erkek Males	Kadın Females	Toplam Total	Erkek Males	Kadın Females	Toplam Total	Erkek Males	Kadın Females
TRA13 Bayburt	A	1 099	571	528	599	330	269	665	355	310
	B	634	314	320	599	330	269	645	343	302
	C	465	257	208	-	-	-	20	12	8
TRA21 Ağrı	A	13 376	6 914	6 462	3 469	1 682	1 787	4 932	3 004	1 928
	B	6 885	3 545	3 340	3 469	1 682	1 787	4 932	3 004	1 928
	C	6 491	3 369	3 122	-	-	-	-	-	-
TRA22 Kars	A	6 136	3 139	2 997	1 918	851	1 067	2 519	1 437	1 082
	B	2 494	1 267	1 227	1 899	839	1 060	2 482	1 417	1 065
	C	3 642	1 872	1 770	19	12	7	37	20	17
TRA23 Iğdır	A	4 069	2 143	1 926	1 863	792	1 071	1 837	1 015	822
	B	2 302	1 207	1 095	1 863	792	1 071	1 803	992	811
	C	1 767	936	831	-	-	-	34	23	11
TRA24 Ardahan	A	1 560	769	791	666	306	360	1 223	693	530
	B	636	306	330	666	306	360	1 204	684	520
	C	924	463	461	-	-	-	19	9	10
TRB11 Malatya	A	12 656	6 416	6 240	5 377	2 611	2 766	7 693	4 233	3 460
	B	9 129	4 619	4 510	4 554	2 167	2 387	7 367	4 059	3 308
	C	3 527	1 797	1 730	823	444	379	326	174	152
TRB12 Elazığ	A	9 109	4 698	4 411	4 094	2 029	2 065	5 471	3 013	2 458
	B	7 253	3 754	3 499	4 036	1 994	2 042	5 280	2 896	2 384
	C	1 856	944	912	58	35	23	191	117	74
TRB13 Bingöl	A	4 902	2 489	2 413	1 554	776	778	2 581	1 502	1 079
	B	2 897	1 485	1 412	1 554	776	778	2 581	1 502	1 079
	C	2 005	1 004	1 001	-	-	-	-	-	-
TRB14 Tunceli	A	769	406	363	491	255	236	322	198	124
	B	658	345	313	432	224	208	322	198	124
	C	111	61	50	59	31	28	-	-	-
TRB21 Van	A	27 613	14 327	13 286	5 818	2 969	2 849	11 333	6 186	5 147
	B	14 108	7 327	6 781	5 677	2 873	2 804	9 863	5 127	4 736
	C	13 505	7 000	6 505	141	96	45	1 470	1 059	411
TRB22 Muş	A	10 391	5 358	5 033	1 615	820	795	4 464	2 769	1 695
	B	3 836	1 949	1 887	1 480	760	720	4 190	2 628	1 562
	C	6 555	3 409	3 146	135	60	75	274	141	133
TRB23 Bitlis	A	8 061	4 184	3 877	2 303	1 368	935	3 896	2 145	1 751
	B	4 047	2 093	1 954	2 303	1 368	935	3 896	2 145	1 751
	C	4 014	2 091	1 923	-	-	-	-	-	-
TRB24 Hakkari	A	6 177	3 243	2 934	1 724	760	964	3 507	1 951	1 556
	B	3 261	1 711	1 550	1 724	760	964	3 132	1 722	1 410
	C	2 916	1 532	1 384	-	-	-	375	229	146
TRC11 Gaziantep	A	44 781	22 849	21 932	11 390	5 357	6 033	19 067	10 756	8 311
	B	40 800	20 797	20 003	11 289	5 321	5 968	18 764	10 579	8 185
	C	3 981	2 052	1 929	101	36	65	303	177	126
TRC12 Adıyaman	A	11 984	6 066	5 918	3 526	1 610	1 916	7 534	4 133	3 401
	B	7 895	4 013	3 882	3 526	1 610	1 916	6 780	3 719	3 061
	C	4 089	2 053	2 036	-	-	-	754	414	340

Not. Açıköğretim ortaokulu ve açıköğretim lisesi öğrencileri dahil değildir.

Note. Open education students are not included.

**1.14 İstatistikî Bölge Birimleri Sınıflaması 3. düzey, yerleşim yeri ve eğitim seviyesine göre yeni kayıt öğrenci sayısı (devam)**

Number of new entrants by settlement place and level of education according to Statistical Regions Level 3 (continued)

[2013/' 14 Öğretim yılı başı - Beginning of the educational year 2013/' 14]

**A. Toplam - Total**      **B. Şehir- City**      **C. Köy - Village**

İBBS - 3. Düzey SR - Level 3		Ortaöğretim - Upper Secondary Education								
		İlkokul Primary School			Genel Ortaöğretim General Secondary Education			Mesleki ve Teknik Ortaöğretim Vocational and Technical Secondary Education		
		Toplam	Erkek	Kadın	Toplam	Erkek	Kadın	Toplam	Erkek	Kadın
		Total	Males	Females	Total	Males	Females	Total	Males	Females
TRC13 Kilis	<b>A</b>	<b>2 571</b>	<b>1 323</b>	<b>1 248</b>	<b>717</b>	<b>290</b>	<b>427</b>	<b>1 506</b>	<b>847</b>	<b>659</b>
	B	1 923	978	945	717	290	427	1 506	847	659
	C	648	345	303	-	-	-	-	-	-
TRC21 Şanlıurfa	<b>A</b>	<b>51 207</b>	<b>26 433</b>	<b>24 774</b>	<b>11 217</b>	<b>6 003</b>	<b>5 214</b>	<b>23 570</b>	<b>13 944</b>	<b>9 626</b>
	B	28 248	14 591	13 657	10 382	5 529	4 853	20 588	11 955	8 633
	C	22 959	11 842	11 117	835	474	361	2 982	1 989	993
TRC22 Diyarbakır	<b>A</b>	<b>38 249</b>	<b>19 598</b>	<b>18 651</b>	<b>7 058</b>	<b>3 377</b>	<b>3 681</b>	<b>20 797</b>	<b>11 681</b>	<b>9 116</b>
	B	26 937	13 800	13 137	6 865	3 295	3 570	20 249	11 446	8 803
	C	11 312	5 798	5 514	193	82	111	548	235	313
TRC31 Mardin	<b>A</b>	<b>19 015</b>	<b>9 671</b>	<b>9 344</b>	<b>4 325</b>	<b>1 951</b>	<b>2 374</b>	<b>9 043</b>	<b>5 337</b>	<b>3 706</b>
	B	11 389	5 799	5 590	4 325	1 951	2 374	8 045	4 842	3 203
	C	7 626	3 872	3 754	-	-	-	998	495	503
TRC32 Batman	<b>A</b>	<b>14 102</b>	<b>7 290</b>	<b>6 812</b>	<b>4 527</b>	<b>2 208</b>	<b>2 319</b>	<b>6 265</b>	<b>3 640</b>	<b>2 625</b>
	B	10 556	5 439	5 117	4 527	2 208	2 319	6 208	3 607	2 601
	C	3 546	1 851	1 695	-	-	-	57	33	24
TRC33 Şırnak	<b>A</b>	<b>13 748</b>	<b>7 163</b>	<b>6 585</b>	<b>2 188</b>	<b>930</b>	<b>1 258</b>	<b>8 048</b>	<b>4 385</b>	<b>3 663</b>
	B	8 099	4 194	3 905	2 188	930	1 258	6 964	3 788	3 176
	C	5 649	2 969	2 680	-	-	-	1 084	597	487
TRC34 Siirt	<b>A</b>	<b>8 289</b>	<b>4 183</b>	<b>4 106</b>	<b>1 730</b>	<b>916</b>	<b>814</b>	<b>3 263</b>	<b>1 896</b>	<b>1 367</b>
	B	4 941	2 492	2 449	1 730	916	814	2 984	1 733	1 251
	C	3 348	1 691	1 657	-	-	-	279	163	116

Not. Açıköğretim ortaokulu ve açıköğretim lisesi öğrencileri dahil değildir.

Note. Open education students are not included.

## 1.15 Özel eğitim kurumlarında okul, öğrenci, öğretmen ve derslik sayısı

Number of schools, students, teachers and classrooms in special education institutions  
[2013/14 Öğretim yılı - The educational year 2013/14]

Okul Türü Type of school	Okul/ Sınıf/ Kurum School/ Class/ Institution	Öğrenci Sayısı Number of Students			Öğretmen Teacher			Derslik Classroom	
		Toplam Total	Erkek Males	Kadın Females	Toplam Total	Erkek Males	Kadın Females		
<b>Toplam - Total</b>		<b>1 370</b>	<b>261 726</b>	<b>160 993</b>	<b>100 733</b>	<b>10 312</b>	<b>4 628</b>	<b>5 684</b>	<b>7 175</b>
<b>Özel Eğitim Örgün Eğitim Toplamı</b> Total of Special Education, Formal Education		<b>1 248</b>	<b>242 716</b>	<b>150 158</b>	<b>92 558</b>	<b>9 733</b>	<b>4 270</b>	<b>5 463</b>	<b>6 486</b>
<b>Özel Eğitim Okulu Bünyesindeki Anasınıfları</b> Kindergartens within Special Education Schools	132	1 225	747	478	241	31	210	237	
<b>İlkokul (İşitme Engelliler)</b> Primary School (Hearing-Impaired)	44	1 082	624	458	466	175	291	360	
<b>Ortaokul (İşitme Engelliler)</b> Lower Secondary School (Hearing-Impaired)	44	2 248	1 285	963	622	381	241	371	
<b>İlkokul (Görme Engelliler)</b> Primary School (Visually-Impaired)	16	621	356	265	229	73	156	111	
<b>Ortaokul (Görme Engelliler)</b> Lower Secondary School (Visually-Impaired)	16	729	443	286	265	154	111	149	
<b>İlkokul (Ortopedik Engelliler)</b> Primary School (Orthopedic-Impaired)	3	326	179	147	59	14	45	14	
<b>Ortaokul (Ortopedik Engelliler)</b> Lower Secondary School (Orthopedic-Impaired)	3	338	183	155	42	15	27	63	
<b>İlkokul (Hafif Düzeyde Zihinsel Engelliler)</b> Primary School (Light Levels of Educable Mentally-Impaired)	49	889	544	345	273	101	172	275	
<b>Ortaokul (Hafif Düzeyde Zihinsel Engelliler)</b> Lower Secondary School (Light Levels of Educable Mentally-Impaired)	50	1 679	1 074	605	505	213	292	183	
<b>Özel Eğitim Uygulama Merkezi (I. Kademe)</b> Training Center of Special Education (I. Grade)	243	7 649	4 861	2 788	1 786	698	1 088	1 804	
<b>Özel Eğitim Uygulama Merkezi (II. Kademe)</b> Training Center of Special Education (II. Grade)	240	5 942	3 907	2 035	1 641	755	886	695	
<b>İlkokul (Uyum Güçlüğü Olanlar)</b> Primary School (Children with Adaptation Problems)	1	15	15	-	8	5	3	-	
<b>Ortaokul (Uyum Güçlüğü Olanlar)</b> Lower Secondary School (Children with Adaptation Problems)	1	46	46	-	15	13	2	8	
<b>Özel Özel Eğitim İlkokulu</b> Private Special Education Primary School	48	318	174	144	258	83	175	387	
<b>Özel Özel Eğitim Ortaokulu</b> Private Special Education Lower Secondary School	31	314	174	140	117	33	84	98	
<b>Özel Eğitim Sınıfı (İlkokul)</b> Special Education Class (Primary School)	-	15 064	9 289	5 775	-	-	-	-	
<b>Özel Eğitim Sınıfı (Ortaokul)</b> Special Education Class (Lower Secondary School)	-	14 030	8 674	5 356	-	-	-	-	
<b>Kaynaştırma Eğitimi (İlkokul)</b> Inclusive Education (Primary School)	-	66 351	40 855	25 496	-	-	-	-	
<b>Kaynaştırma Eğitimi (Ortaokul)</b> Inclusive Education (Lower Secondary School)	-	86 134	52 828	33 306	-	-	-	-	
<b>Özel Eğitim Meslek Lisesi (Ortopedik Engelliler)</b> Special Education Vocational Upper Secondary School (Orthopedic-Impaired)	2	118	82	36	37	25	12	18	
<b>Özel Eğitim Meslek Lisesi (İşitme Engelliler)</b> Special Education Vocational Upper Secondary School (Hearing-Impaired)	18	2 152	1 314	838	427	250	177	245	
<b>Özel Eğitim İş Uygulama Merkezi (III.Kademe)</b> Training Center of Special Education (III. Grade)	193	5 455	3 608	1 847	1 069	473	596	767	
<b>Özel Eğitim Mesleki Eğitim Merkezi (Görme Engelliler III. Kademe)</b> Special Education of Vocational Training Center (Visually-Impaired III. Grade)	2	35	23	12	11	4	7	4	
<b>Özel Eğitim Mesleki Eğitim Merkezi (Zihinsel Engelliler III. Kademe)</b> Special Education of Vocational Training Center (Mentally-Impaired III. Grade)	112	9 324	6 185	3 139	1 662	774	888	697	
<b>Kaynaştırma Eğitimi (Ortaöğretim)</b> Inclusive Education (Upper Secondary Education)	-	20 632	12 688	7 944	-	-	-	-	
<b>Özel Eğitim Yaygın Eğitim Toplamı (1)</b> Total of Special Education, Non-Formal Education (1)		<b>122</b>	<b>19 010</b>	<b>10 835</b>	<b>8 175</b>	<b>579</b>	<b>358</b>	<b>221</b>	<b>689</b>
<b>Bilim ve Sanat Merkezi (Üstün Zekalı ve Özel Yetenekliler)</b> Science and Arts Center (Gifted and Talented Children)	70	12 106	6 609	5 497	579	358	221	689	
<b>Özel Özel Eğitim Okulu (Yaygın Eğitim)</b> Private Special Education School (Non-Formal Education)	52	6 904	4 226	2 678	-	-	-	-	

(1) Yaygın Eğitim Kurumlarına ait kursiyer sayısı bilgileri 2012/13 öğretim yılı sonu itibarıyla verilmiştir.

(1) The figures on the number of trainees in non-formal education institutions refer to the end of educational year 2012/13.

**1.16 Özel öğretim kurumlarında okul, öğrenci, öğretmen ve derslik sayısı**

Number of schools, students, teachers and classrooms in private education institutions

[2013/'14 Öğretim yılı - The educational year 2013/'14]

Eğitim Kademesi Level of Education	Okul/ Sınıf/ Kurum School/ Class/ İnstitution	Öğrenci sayısı Number of students			Öğretmen Teacher			Derslik Classroom
		Toplam Total	Erkek Males	Kadın Females	Toplam Total	Erkek Males	Kadın Females	
<b>Genel Toplam</b> General Total	<b>19 699</b>	<b>4 339 430</b>	<b>2 616 408</b>	<b>1 723 022</b>	<b>181 777</b>	<b>78 596</b>	<b>103 181</b>	<b>133 390</b>
<b>Örgün Eğitim Toplamı</b> Total of Formal Education	<b>7 403</b>	<b>698 912</b>	<b>371 136</b>	<b>327 776</b>	<b>86 766</b>	<b>26 617</b>	<b>60 149</b>	<b>55 157</b>
<b>Okulöncesi Eğitimi</b> Pre-primary Education	3 927	135 905	71 815	64 090	14 994	544	14 450	13 079
<b>İlkokul</b> Primary School	1 071	184 325	97 699	86 626	21 273	5 113	16 160	15 626
<b>Ortaokul</b> Lower Secondary School	972	182 019	98 288	83 731	21 459	7 986	13 473	10 405
<b>Ortaöğretim</b> Upper Secondary Education	<b>1 433</b>	<b>196 663</b>	<b>103 334</b>	<b>93 329</b>	<b>29 040</b>	<b>12 974</b>	<b>16 066</b>	<b>16 047</b>
<b>Genel Ortaöğretim</b> General Secondary Education	1 007	140 610	76 830	63 780	21 568	10 112	11 456	11 196
<b>Mesleki ve Teknik Ortaöğretim</b> Vocational and Technical Secondary Education	426	56 053	26 504	29 549	7 472	2 862	4 610	4 851
<b>Yaygın Eğitim Toplamı</b> <sup>(1)</sup> Total of Non-formal Education <sup>(1)</sup>	<b>12 296</b>	<b>3 640 518</b>	<b>2 245 272</b>	<b>1 395 246</b>	<b>95 011</b>	<b>51 979</b>	<b>43 032</b>	<b>78 233</b>
<b>Özel Dershaneler</b> Private Teaching Centers	3 579	1 220 435	612 343	608 092	47 550	25 901	21 649	36 723
<b>Motorlu Taşıt Sürücülerini Kursu</b> Motor Vehicles Drivers Course	3 380	1 715 148	1 222 970	492 178	21 638	16 329	5 309	7 774
<b>Muhtelif Kurslar</b> Various Courses	2 666	371 706	213 248	158 458	6 257	3 227	3 030	10 146
<b>Özel Eğitim ve Rehabilitasyon Merkezi</b> Special Education and Rehabilitation Center	1 795	298 794	177 910	120 884	17 791	5 921	11 870	21 349
<b>Özel Özel Eğitim Okulu (Yaygın Eğitim)</b> Private special education school (Non- Formal education)	52	6 904	4 226	2 678	-	-	-	-
<b>Özel Etüt Eğitim Merkezi</b> Private Etude Training Center	824	27 531	14 575	12 956	1 775	601	1 174	2 241

(1) Yaygın Eğitim Kurumlarına ait kursiyer sayısı bilgileri 2012/'13 öğretim yılı sonu itibariyle verilmiştir.

(1) The figures on the number of trainees in non-formal education institutions refer to the end of educational year 2012/'13.

## 1.17 İstatistikî Bölge Birimleri Sınıflaması 1., 2. ve 3. düzey ve eğitim seviyesine göre okul, şube, öğrenci, öğretmen ve derslik sayısı

[2013/14 öğretim yılı]

A. Toplam

B. Şehir

C. Köy

İBBS		Okul Öncesi - Pre-Primary Education												İlkokul - Primary School						Ortaokul - Lower Secondary School					
		Okul School	Şube Division	Öğrenci Student		Öğretmen <sup>(1)</sup> Teacher <sup>(1)</sup>		Derslik Classroom	Okul School	Şube Division	Öğrenci Student		Öğretmen <sup>(1)</sup> Teacher <sup>(1)</sup>		Derslik Classroom	Okul School	Şube Division	Öğrenci Student		Öğretmen <sup>(1)</sup> Teacher <sup>(1)</sup>		Derslik Classroom			
				Erkek Males	Kadın Females	Erkek Males	Kadın Females				Erkek Males	Kadın Females	Erkek Males	Kadın Females				Erkek Males	Kadın Females	Erkek Males	Kadın Females				
TR	Türkiye	A	26 698	63 273	555 194	504 301	3 387	59 940	50 466	28 532	251 801	2 850 072	2 724 844	120 661	167 783	243 305	17 019	195 273	2 762 595	2 715 804	131 513	149 291	128 551		
		B	15 739	41 855	357 121	324 337	2 374	49 737	38 085	10 382	166 750	2 227 318	2 120 411	89 137	130 923	160 457	10 199	152 899	2 262 059	2 219 514	100 331	123 153	99 349		
		C	10 959	21 418	198 073	179 964	1 013	10 203	12 381	18 150	85 051	622 754	604 433	31 524	36 860	82 848	6 820	42 374	500 536	496 290	31 182	26 138	29 202		
TR1	İstanbul	A	2 774	9 439	75 983	67 561	318	9 250	7 479	1 625	32 821	488 813	464 973	12 876	27 297	31 147	1 632	29 582	477 969	470 899	14 482	23 484	15 895		
		B	2 075	7 094	53 207	47 561	307	8 991	7 259	1 567	32 281	482 635	459 273	12 656	26 763	30 610	1 614	29 371	475 646	468 824	14 311	23 163	15 697		
		C	699	2 345	22 776	20 000	11	259	220	58	540	6 178	5 700	220	534	537	18	211	2 323	2 075	171	321	198		
	TR10	A	2 774	9 439	75 983	67 561	318	9 250	7 479	1 625	32 821	488 813	464 973	12 876	27 297	31 147	1 632	29 582	477 969	470 899	14 482	23 484	15 895		
		B	2 075	7 094	53 207	47 561	307	8 991	7 259	1 567	32 281	482 635	459 273	12 656	26 763	30 610	1 614	29 371	475 646	468 824	14 311	23 163	15 697		
		C	699	2 345	22 776	20 000	11	259	220	58	540	6 178	5 700	220	534	537	18	211	2 323	2 075	171	321	198		
TR100	İstanbul	A	2 774	9 439	75 983	67 561	318	9 250	7 479	1 625	32 821	488 813	464 973	12 876	27 297	31 147	1 632	29 582	477 969	470 899	14 482	23 484	15 895		
		B	2 075	7 094	53 207	47 561	307	8 991	7 259	1 567	32 281	482 635	459 273	12 656	26 763	30 610	1 614	29 371	475 646	468 824	14 311	23 163	15 697		
		C	699	2 345	22 776	20 000	11	259	220	58	540	6 178	5 700	220	534	537	18	211	2 323	2 075	171	321	198		
TR2	Batı Marmara	A	1 068	2 256	19 704	18 120	65	2 326	1 909	986	8 640	87 565	83 260	4 021	6 447	9 946	683	7 005	88 077	85 356	4 618	5 677	5 266		
		B	618	1 464	12 756	11 622	47	1 853	1 380	399	5 502	63 735	60 707	2 882	4 422	6 005	371	5 022	67 768	66 093	3 258	4 320	3 857		
		C	450	792	6 948	6 498	18	473	529	587	3 138	23 830	22 553	1 139	2 025	3 941	312	1 983	20 309	19 263	1 360	1 357	1 409		
	TR21	A	505	1 105	10 398	9 469	28	1 123	970	398	3 969	45 212	43 024	1 713	3 130	4 858	314	3 373	44 971	43 161	1 890	2 669	2 481		
		B	303	724	6 700	6 077	22	961	776	216	2 841	34 525	32 883	1 286	2 425	3 228	190	2 493	35 175	34 257	1 448	2 108	1 951		
		C	202	381	3 698	3 392	6	162	194	182	1 128	10 687	10 141	427	705	1 630	124	880	9 796	8 904	442	561	530		
TR211	Tekirdağ	A	246	582	5 836	5 326	20	626	500	165	2 202	27 617	26 183	896	1 659	2 262	142	1 884	26 911	25 579	998	1 379	1 243		
		B	156	377	3 691	3 365	16	531	407	98	1 584	20 220	19 240	634	1 294	1 466	86	1 346	20 300	19 620	756	1 070	986		
		C	90	205	2 145	1 961	4	95	93	67	618	7 397	6 943	262	365	796	56	538	6 611	5 959	242	309	257		
TR212	Edirne	A	144	288	2 388	2 219	3	289	278	132	963	9 438	9 144	471	833	1 472	97	811	9 613	9 247	505	681	639		
		B	78	195	1 582	1 491	2	253	219	68	690	7 714	7 384	367	655	985	61	641	8 000	7 739	405	566	557		
		C	66	93	806	728	1	36	59	64	273	1 724	1 760	104	178	487	36	170	1 613	1 508	100	115	82		
TR213	Kırklareli	A	115	235	2 174	1 924	5	208	192	101	804	8 157	7 697	346	638	1 124	75	678	8 447	8 335	387	609	599		
		B	69	152	1 427	1 221	4	177	150	50	567	6 591	6 259	285	476	777	43	506	6 875	6 898	287	472	408		
		C	46	83	747	703	1	31	42	51	237	1 566	1 438	61	162	347	32	172	1 572	1 437	100	137	191		
	TR22	A	563	1 151	9 306	8 651	37	1 203	939	588	4 671	42 353	40 236	2 308	3 317	5 088	369	3 632	43 106	42 195	2 728	3 008	2 785		
		B	315	740	6 056	5 545	25	892	604	183	2 661	29 210	27 824	1 596	1 997	2 777	181	2 529	32 593	31 836	1 810	2 212	1 906		
		C	248	411	3 250	3 106	12	311	335	405	2 010	13 143	12 412	712	1 320	2 311	188	1 103	10 513	10 359	918	796	879		
TR221	Balıkesir	A	397	796	6 199	5 751	27	808	641	428	3 429	30 510	28 982	1 680	2 276	3 597	266	2 641	31 111	30 522	2 019	2 155	1 938		
		B	219	513	3 986	3 670	19	609	413	128	1 948	21 161	20 174	1 175	1 397	1 949	130	1 859	23 810	23 205	1 353	1 618	1 340		
		C	178	283	2 213	2 081	8	199	228	300	1 481	9 349	8 808	505	879	1 648	136	782	7 301	7 317	666	537	598		
TR222	Çanakkale	A	166	355	3 107	2 900	10	395	298	160	1 242	11 843	11 254	628	1 041	1 491	103	991	11 995	11 673	709	853	847		
		B	96	227	2 070	1 875	6	283	191	55	713	8 049	7 650	421	600	828	51	670	8 783	8 631	457	594	566		
		C	70	128	1 037	1 025	4	112	107	105	529	3 794	3 604	207	441	663	52	321	3 212	3 042	252	259	281		
TR3	Ege	A	3 570	8 216	67 554	61 472	329	8 386	6 774	3 222	29 237	295 879	280 416	13 735	22 903	29 824	2 131	23 014	292 895	285 017	15 855	20 473	17 386		
		B	2 138	5 464	43 578	39 667	250	6 981	5 064	1 244	19 202	225 144	212 878	9 892	16 967	18 731	1 199	17 282	234 730	228 852	11 669	16 536	12 265		
		C	1 432	2 752	23 976	21 805	79	1 405	1 710	1 978	10 035	70 735	67 538	3 843	5 936	11 093	932	5 732	58 165	56 165	4 186	3 937	5 121		
	TR31	A	1 175	3 219	26 607	24 124	106	3 447	2 480	811	10 390	115 212	109 507	3 796	10 023	9 047	571	8 493	116 320	114 018	4 834	8 936	5 662		
		B	782	2 241	17 399	15 902	95	3 239	2 233	489	8 818	104 749	99 323	3 334	8 923	7 513	453	7 638	107 442	105 695	4 192	8 183	4 925		
		C	393	978	9 208	8 222	11	208	247	322	1 572	10 463	10 184	462	1 100	1 534	118	855	8 878	8 323	642	753	737		
TR310	İzmir	A	1 175	3 219	26 607	24 124	106	3 447	2 480	811	10 390	115 212	109 507	3 796	10 023	9 047	571	8 493	116 320	114 018	4 834	8 936	5 662		
		B	782	2 241	17 399	15 902	95	3 239	2 233	489	8 818	104 749	99 323	3 334	8 923	7 513	453	7 638	107 442	105 695	4 192	8 183	4 925		
		C	393	978	9 208	8 222	11	208	247	322	1 572	10 463	10 184	462	1 100	1 534	118	855	8 878	8 323	642	753	737		
	TR32	A	1 178	2 665	21 179	19 373	116	2 741	2 257	1 053	8 990	86 248	81 637	4 522	6 987	9 738	698	6 995	84 445	82 188	5 211	6 098	5 903		
		B	691	1 795	13 988	12 894	79	2 054	1 487	313	4 815	55 012	52 070	2 919	4 172	4 902	318	4 459	59 007	57 621					



## 1.17 Number of schools, divisions, students, teachers and classrooms by Statistical Regions Levels 1, 2, and 3 and level of education

[The educational year 2013/14]

A. Total B. City C. Village

Ortaöğretim		Upper Secondary Education																				SR
Ortaöğretim toplamı Total of secondary education							Genel Ortaöğretim General Secondary Education							Mesleki ve Teknik Ortaöğretim Vocational and Technical Secondary Education								
Okul School	Şube Division	Öğrenci Student		Öğretmen <sup>(1)</sup> Teacher <sup>(1)</sup>		Derslik Classroom	Okul School	Şube Division	Öğrenci Student		Öğretmen <sup>(1)</sup> Teacher <sup>(1)</sup>		Derslik Classroom	Okul School	Şube Division	Öğrenci Student		Öğretmen <sup>(1)</sup> Teacher <sup>(1)</sup>		Derslik Classroom	SR	
		Erkek Males	Kadın Females	Erkek Males	Kadın Females				Erkek Males	Kadın Females	Erkek Males	Kadın Females				Erkek Males	Kadın Females					
10 955	177 774	2 859 482	2 560 696	151 613	127 028	140 560	3 744	84 803	1 488 037	1 418 254	63 719	53 634	64 499	7 211	92 971	1 371 445	1 142 442	87 894	73 394	76 061	A	TR Turkey
10 180	168 838	2 759 711	2 481 362	144 193	121 587	131 913	3 537	79 891	1 442 899	1 371 385	60 772	51 460	61 294	6 643	88 947	1 316 812	1 109 977	83 421	70 127	70 619	B	
775	8 936	99 771	79 334	7 420	5 441	8 647	207	4 912	45 138	46 869	2 947	2 174	3 205	568	4 024	54 633	32 465	4 473	3 267	5 442	C	
1 428	28 518	533 575	492 351	19 154	23 286	20 526	565	13 559	284 652	263 109	7 994	10 057	9 299	863	14 959	248 923	229 242	11 160	13 229	11 227	A	Istanbul TR1
1 389	27 963	526 807	487 327	18 747	22 855	20 005	549	13 274	282 351	260 612	7 771	9 788	9 018	840	14 689	244 456	226 715	10 976	13 067	10 987	B	
39	555	6 768	5 024	407	431	521	16	285	2 301	2 497	223	269	281	23	270	4 467	2 527	184	162	240	C	
1 428	28 518	533 575	492 351	19 154	23 286	20 526	565	13 559	284 652	263 109	7 994	10 057	9 299	863	14 959	248 923	229 242	11 160	13 229	11 227	A	TR10
1 389	27 963	526 807	487 327	18 747	22 855	20 005	549	13 274	282 351	260 612	7 771	9 788	9 018	840	14 689	244 456	226 715	10 976	13 067	10 987	B	
39	555	6 768	5 024	407	431	521	16	285	2 301	2 497	223	269	281	23	270	4 467	2 527	184	162	240	C	
1 428	28 518	533 575	492 351	19 154	23 286	20 526	565	13 559	284 652	263 109	7 994	10 057	9 299	863	14 959	248 923	229 242	11 160	13 229	11 227	A	Istanbul TR100
1 389	27 963	526 807	487 327	18 747	22 855	20 005	549	13 274	282 351	260 612	7 771	9 788	9 018	840	14 689	244 456	226 715	10 976	13 067	10 987	B	
39	555	6 768	5 024	407	431	521	16	285	2 301	2 497	223	269	281	23	270	4 467	2 527	184	162	240	C	
557	7 547	102 317	92 126	6 275	5 920	6 237	169	3 422	49 112	53 679	2 627	2 639	2 876	388	4 125	53 205	38 447	3 648	3 281	3 361	A	West Marmara TR2
517	7 097	97 135	88 289	5 949	5 613	5 715	162	3 228	47 453	51 790	2 552	2 556	2 771	355	3 869	49 682	36 499	3 397	3 057	2 944	B	
40	450	5 182	3 837	326	307	522	7	194	1 659	1 889	75	83	105	33	256	3 523	1 948	251	224	417	C	
245	3 537	52 190	45 413	2 648	2 917	3 031	76	1 580	24 655	26 619	1 131	1 329	1 436	169	1 957	27 535	18 794	1 517	1 588	1 595	A	TR21
229	3 398	49 560	43 099	2 525	2 783	2 778	73	1 513	23 846	25 548	1 107	1 297	1 397	156	1 885	25 714	17 551	1 418	1 486	1 381	B	
16	139	2 630	2 314	123	134	253	3	67	809	1 071	24	32	39	13	72	1 821	1 243	99	102	214	C	
111	1 767	29 685	26 497	1 324	1 431	1 564	34	836	14 513	15 626	554	634	758	77	931	15 172	10 871	770	797	806	A	Tekirdağ TR211
101	1 687	27 645	24 787	1 231	1 338	1 376	33	805	14 044	15 028	545	623	743	68	882	13 601	9 759	686	715	633	B	
10	80	2 040	1 710	93	93	188	1	31	469	598	9	11	15	9	49	1 571	1 112	84	82	173	C	
77	1 002	12 031	10 020	752	852	824	23	408	5 530	5 959	332	411	382	54	594	6 501	4 061	420	441	442	A	Edirne TR212
74	977	11 753	9 645	734	831	795	21	384	5 266	5 587	317	390	358	53	593	6 487	4 058	417	441	437	B	
3	25	278	375	18	21	29	2	24	264	372	15	21	24	1	1	14	3	3	-	5	C	
57	768	10 474	8 896	572	634	643	19	336	4 612	5 034	245	284	296	38	432	5 862	3 862	327	350	347	A	Kırkareli TR213
54	734	10 162	8 667	560	614	607	19	324	4 536	4 933	245	284	296	35	410	5 626	3 734	315	330	311	B	
3	34	312	229	12	20	36	-	12	76	101	-	-	-	3	22	236	128	12	20	36	C	
312	4 010	50 127	46 713	3 627	3 003	3 206	93	1 842	24 457	27 060	1 496	1 310	1 440	219	2 168	25 670	19 653	2 131	1 693	1 766	A	TR22
288	3 699	47 575	45 190	3 424	2 830	2 937	89	1 715	23 607	26 242	1 445	1 259	1 374	199	1 984	23 968	18 948	1 979	1 571	1 563	B	
24	311	2 552	1 523	203	173	269	4	127	850	818	51	51	66	20	184	1 702	705	152	122	203	C	
198	2 826	35 991	33 976	2 591	2 041	2 139	59	1 280	17 184	18 968	1 072	878	992	139	1 546	18 807	15 008	1 519	1 163	1 147	A	Balıkesir TR221
184	2 610	34 208	33 035	2 459	1 948	1 989	58	1 205	16 687	18 525	1 044	861	958	126	1 405	17 521	14 510	1 415	1 087	1 031	B	
14	216	1 783	941	132	93	150	1	75	497	443	28	17	34	13	141	1 286	498	104	76	116	C	
114	1 184	14 136	12 737	1 036	962	1 067	34	562	7 273	8 092	424	432	448	80	622	6 863	4 645	612	530	619	A	Çanakkale TR222
104	1 089	13 367	12 155	965	882	948	31	510	6 920	7 717	401	398	416	73	579	6 447	4 438	564	484	532	B	
10	95	769	582	71	80	119	3	52	353	375	23	34	32	7	43	416	207	48	46	87	C	
1 486	22 922	323 511	297 388	19 606	18 179	18 094	506	10 470	158 889	167 962	8 217	8 046	8 723	980	12 452	164 622	129 696	11 389	10 133	9 371	A	Aegean TR3
1 355	21 425	309 137	284 444	18 410	17 134	16 594	466	9 674	152 420	159 902	7 716	7 577	8 110	889	11 751	156 717	124 542	10 694	9 557	8 484	B	
131	1 497	14 374	12 944	1 196	1 045	1 500	40	796	6 469	7 790	501	469	613	91	701	7 905	5 154	695	576	887	C	
527	8 938	135 013	121 848	6 447	8 291	6 437	181	4 144	66 536	67 375	2 656	3 769	3 212	346	4 794	68 477	54 473	3 791	4 522	3 225	A	TR31
496	8 606	131 935	118 814	6 214	8 008	6 104	171	3 960	65 225	65 679	2 556	3 615	3 032	325	4 646	66 710	53 135	3 658	4 393	3 072	B	
31	332	3 078	3 034	233	283	333	10	184	1 311	1 696	100	154	180	21	148	1 767	1 338	133	129	153	C	
527	8 938	135 013	121 848	6 447	8 291	6 437	181	4 144	66 536	67 375	2 656	3 769	3 212	346	4 794	68 477	54 473	3 791	4 522	3 225	A	İzmir TR310
496	8 606	131 935	118 814	6 214	8 008	6 104	171	3 960	65 225	65 679	2 556	3 615	3 032	325	4 646	66 710	53 135	3 658	4 393	3 072	B	
31	332	3 078	3 034	233	283	333	10	184	1 311	1 696	100	154	180	21	148	1 767	1 338	133	129	153	C	
433	6 745	90 969	84 367	6 124	5 245	5 545	155	3 361	47 602	51 076	2 677	2 381	2 809	278	3 384	43 367	33 291	3 447	2 864	2 736	A	TR32
369	5 953	82 620	77 215	5 473	4 704	4 803	134	2 931	43 802	46 483	2 388	2 145	2 468	235	3 022	38 818	30 732	3 085	2 559	2 335	B	
64	792	8 349	7 152	651	541	742	21	430	3 800	4 593	289	236	341	43	362	4 549	2 559	362	305	401	C	
150	2 400	31 814	30 018	2 246	1 892	1 991	59	1 242	16 646	18 459	1 026	888	1 059	91	1 158	15 168	11 559	1 220	1 004	932	A	Aydın TR321
136	2 235	30 424	28 522	2 116	1 765	1 837	54	1 143	15 953	17 438	967	843	988	82	1 092	14 471	11 084	1 149	922	849	B	
14	165	1 390	1 496	130	127	154	5	99	693	1 021	59	45	71	9	66	697	475	71	82	83	C	
151	2 478	31 167	30 070	2 197	1 743	1 968	46	1 192	15 486	16 984	875	692	879	105	1 286	15 681	13 086	1 322	1 051	1 089	A	Denizli TR322
131	2 231	28 910	28 118	1 996	1 658	1 773	42	1 047	14 480	15 900	776	662	808	89	1 184	14 430	12 218	1 220	996	965	B	
20	247	2 257	1 952	201	85	195	4	145	1 006	1 084	99	30	71	16	102	1 251	868	102	55	124		

## 1.17 İstatistikî Bölge Birimleri Sınıflaması 1. , 2. ve 3. düzey ve eğitim seviyesine göre okul, şube, öğrenci, öğretmen ve derslik sayısı (devam)

[2013/14 öğretim yılı]

A. Toplam

B. Şehir

C. Köy

İBBS		Okul Öncesi - Pre-Primary Education									İlkokul - Primary School						Ortaokul - Junior High School					
		Öğrenci Student			Öğretmen <sup>(1)</sup> Teacher <sup>(1)</sup>			Derslik Class-room	Öğrenci Student			Öğretmen <sup>(1)</sup> Teacher <sup>(1)</sup>			Derslik Class-room	Öğrenci Student			Öğretmen <sup>(1)</sup> Teacher <sup>(1)</sup>			Derslik Class-room
		Okul School	Şube Division	Erkek Males	Kadın Females	Erkek Males	Kadın Females		Okul School	Şube Division	Erkek Males	Kadın Females	Erkek Males	Kadın Females		Okul School	Şube Division	Erkek Males	Kadın Females	Erkek Males	Kadın Females	
TR33	A	1 217	2 332	19 768	17 975	107	2 198	2 037	1 358	9 857	94 419	89 272	5 417	5 893	11 039	862	7 526	92 130	88 811	5 810	5 439	5 821
	B	665	1 428	12 191	10 871	76	1 688	1 344	442	5 569	65 383	61 485	3 639	3 872	6 316	428	5 185	68 281	65 536	4 029	4 045	3 841
	C	552	904	7 577	7 104	31	510	693	916	4 288	29 036	27 787	1 778	2 021	4 723	434	2 341	23 849	23 275	1 781	1 394	1 980
TR331 Manisa	A	500	1 003	8 915	8 091	39	955	879	565	4 433	43 079	40 423	2 298	2 769	4 904	336	3 354	41 929	40 455	2 409	2 434	2 192
	B	270	627	5 704	5 047	27	755	593	170	2 596	31 330	29 345	1 563	1 866	2 767	175	2 395	31 887	30 810	1 720	1 843	1 615
	C	230	376	3 211	3 044	12	200	286	395	1 837	11 749	11 078	735	903	2 137	161	959	10 042	9 645	689	591	577
TR332 Afyonkarahisar	A	363	615	4 930	4 524	34	567	536	380	2 499	25 079	24 097	1 439	1 414	3 100	264	1 937	23 710	22 670	1 499	1 386	1 423
	B	200	377	3 020	2 707	20	377	295	121	1 210	14 452	13 709	846	802	1 475	110	1 140	15 331	14 348	913	911	925
	C	163	238	1 910	1 817	14	190	241	259	1 289	10 627	10 388	593	612	1 625	154	797	8 379	8 322	586	475	498
TR333 Kütahya	A	218	432	3 644	3 316	19	407	388	255	1 794	15 858	15 035	1 062	949	1 865	164	1 388	16 127	15 579	1 151	954	1 414
	B	115	253	2 133	1 954	15	342	290	95	1 089	11 710	11 149	753	710	1 340	93	1 026	12 799	12 358	857	754	820
	C	103	179	1 511	1 362	4	65	98	160	705	4 148	3 886	309	239	525	71	362	3 328	3 221	294	200	594
TR334 Uşak	A	136	282	2 279	2 044	15	269	234	158	1 131	10 403	9 717	618	761	1 170	98	847	10 364	10 107	751	665	792
	B	80	171	1 334	1 163	14	214	166	56	674	7 891	7 282	477	494	734	50	624	8 264	8 020	539	537	481
	C	56	111	945	881	1	55	68	102	457	2 512	2 435	141	267	436	48	223	2 100	2 087	212	128	311
TR4 Doğu Marmara	A	2 105	5 787	52 365	47 361	181	5 525	4 479	1 774	19 707	232 159	220 824	9 188	15 582	21 294	1 458	17 166	230 457	225 884	10 529	14 012	10 646
	B	1 287	3 877	34 019	30 852	157	4 950	3 825	1 075	16 345	207 177	196 972	7 848	13 717	16 935	1 102	15 189	210 978	207 061	9 210	12 545	9 103
	C	818	1 910	18 346	16 509	24	575	654	699	3 362	24 982	23 852	1 340	1 865	4 359	356	1 977	19 479	18 823	1 319	1 467	1 543
TR41	A	959	2 865	26 745	24 048	72	2 735	2 204	809	9 799	116 898	111 086	4 545	8 111	10 568	679	8 539	115 478	112 000	5 167	7 213	3 842
	B	590	1 968	17 659	16 085	66	2 512	1 952	524	8 547	108 493	103 061	4 037	7 387	8 536	535	7 796	108 555	105 400	4 729	6 622	3 564
	C	369	897	9 086	7 963	6	223	252	285	1 252	8 405	8 025	508	724	2 032	144	743	6 923	6 600	438	591	278
TR411 Bursa	A	696	2 123	19 870	17 890	44	1 949	1 595	579	7 273	90 171	85 452	3 329	5 938	7 586	505	6 388	88 000	85 188	3 863	5 259	2 399
	B	424	1 454	12 936	11 776	39	1 772	1 393	366	6 334	83 605	79 206	2 940	5 399	6 010	391	5 792	82 308	79 772	3 512	4 772	2 217
	C	272	669	6 934	6 114	5	177	202	213	939	6 566	6 246	389	539	1 576	114	596	5 692	5 416	351	487	182
TR412 Eskişehir	A	203	594	5 387	4 749	22	645	484	167	1 986	20 918	20 181	908	1 807	2 215	121	1 671	21 584	21 054	1 016	1 574	1 137
	B	130	400	3 541	3 186	22	608	450	118	1 774	19 764	19 069	837	1 673	1 912	104	1 588	20 903	20 420	971	1 506	1 094
	C	73	194	1 846	1 563	37	34	49	212	1 154	1 112	71	134	303	17	83	681	634	45	68	43	
TR413 Bilecik	A	60	148	1 488	1 409	6	141	125	63	540	5 809	5 453	308	366	767	53	480	5 894	5 758	288	380	306
	B	36	114	1 182	1 123	5	132	109	40	439	5 124	4 786	260	315	614	40	416	5 344	5 208	246	344	253
	C	24	34	306	286	1	9	16	23	101	685	667	48	51	153	13	64	550	550	42	36	53
TR42	A	1 146	2 922	25 620	23 313	109	2 790	2 275	965	9 908	115 261	109 738	4 643	7 471	10 726	779	8 627	114 979	113 884	5 362	6 799	6 804
	B	697	1 909	16 360	14 767	91	2 438	1 873	551	7 798	98 684	93 911	3 811	6 330	8 399	567	7 393	102 423	101 661	4 481	5 923	5 539
	C	449	1 013	9 260	8 546	18	352	402	414	2 110	16 577	15 827	832	1 141	2 327	212	1 234	12 556	12 223	881	876	1 265
TR421 Kocaeli	A	455	1 361	12 821	11 682	42	1 303	1 017	319	4 468	58 774	55 874	1 959	3 790	4 697	288	4 019	57 746	56 776	2 297	3 322	3 337
	B	280	886	8 023	7 209	37	1 183	910	254	4 044	54 510	51 826	1 760	3 471	4 160	258	3 821	55 594	54 788	2 151	3 152	3 091
	C	175	475	4 798	4 473	5	120	107	65	424	4 264	4 048	199	319	537	30	198	2 152	1 988	146	170	246
TR422 Sakarya	A	370	806	6 879	6 151	42	752	642	341	2 793	30 798	29 436	1 404	1 863	2 133	247	2 352	31 396	31 143	1 552	1 710	2 597
	B	229	539	4 527	4 051	35	657	510	161	1 972	24 848	23 709	1 098	1 508	1 623	158	1 863	26 289	26 062	1 241	1 420	1 790
	C	141	267	2 352	2 100	7	95	132	180	821	5 950	5 727	306	355	510	89	489	5 107	5 081	311	290	807
TR423 Düzce	A	163	335	2 486	2 330	8	328	300	168	1 276	11 499	11 126	588	751	1 728	115	1 035	11 565	11 621	681	749	371
	B	99	230	1 743	1 617	5	260	211	55	726	7 748	7 521	391	501	973	63	730	8 556	8 634	438	534	290
	C	64	105	743	713	3	68	89	113	550	3 751	3 605	197	250	755	52	305	3 009	2 987	243	215	81
TR424 Bolu	A	81	237	1 911	1 712	12	240	170	78	760	7 796	7 254	407	558	1 350	71	671	7 692	7 877	456	542	112
	B	44	138	1 125	1 007	9	209	138	49	598	6 523	6 150	339	471	1 078	54	562	6 701	6 896	358	461	88
	C	37	99	786	705	3	31	32	29	162	1 273	1 104	68	87	272	17	109	991	981	98	81	24
TR425 Yalova	A	77	183	1 523	1 438	5	167	146	59	611	6 394	6 048	285	509	818	58	550	6 580	6 467	376	476	387
	B	45	116	942	883	5	129	104	32	458	5 055	4 705	223	379	565	34	417	5 283	5 281	293	356	280
	C	32	67	581	555	38	42	27	153	1 339	1 343	62	130	253	24	133	1 297	1 186	83	120	107	
TR5 Batı Anadolu	A	2 307	6 309	51 064	46 917	192	7 053	5 209	1 763	21 267	251 236	238 954	9 439	19 781	19 816	1 257	17 997	243 235	238 834	10 386	16 561	13 598
	B	1 486	4 415	34 054	31 498	152	6 530	4 659	1 041	17 989	228 568	216 901	8 172	17 950	16 224	910	16 093	224 351	220 546	9 085	15 460	11 866
	C	821	1 894	17 010	15 419	40	523	550	722	3 278	22 668	22 0										

1.17 Number of schools, divisions, students, teachers and classrooms by Statistical Regions Levels 1, 2, and 3 and level of education(continued)

[The educational year 2013/14]

A. Total B. City C. Village

Ortaöğretim		Secondary Education																		SR			
Ortaöğretim toplamı Total of secondary education		Genel Ortaöğretim General Secondary Education									Mesleki ve Teknik Ortaöğretim Vocational and Technical Secondary Education												
Okul School	Şube Division	Öğrenci Student		Öğretmen <sup>(1)</sup> Teacher <sup>(1)</sup>		Derslik Class-room	Okul School	Şube Division	Öğrenci Student		Öğretmen <sup>(1)</sup> Teacher <sup>(1)</sup>		Derslik Class-room	Okul School	Şube Division	Öğrenci Student		Öğretmen <sup>(1)</sup> Teacher <sup>(1)</sup>		Derslik Class-room			
		Erkek Males	Kadın Females	Erkek Males	Kadın Females				Erkek Males	Kadın Females	Erkek Males	Kadın Females				Erkek Males	Kadın Females						
526	7 239	97 529	91 173	7 035	4 643	6 112	170	2 965	44 751	49 241	2 884	1 896	2 702	356	4 274	52 778	41 932	4 151	2 747	3 410	A	TR33	
490	6 866	94 582	88 415	6 723	4 422	5 687	161	2 783	43 393	47 740	2 772	1 817	2 610	329	4 083	51 189	40 675	3 951	2 605	3 077	B		
36	373	2 947	2 758	312	221	425	9	182	1 358	1 501	112	79	92	27	191	1 589	1 257	200	142	333	C		
219	3 224	43 213	41 022	3 108	2 216	2 606	76	1 347	19 240	22 489	1 306	975	1 186	143	1 877	23 973	18 533	1 802	1 241	1 420	A	Manisa TR331	
202	3 020	41 413	39 032	2 912	2 074	2 375	67	1 224	18 045	21 141	1 194	896	1 094	135	1 796	23 368	17 891	1 718	1 178	1 281	B		
17	204	1 800	1 990	196	142	231	9	123	1 195	1 348	112	79	92	8	81	605	642	84	63	139	C		
134	1 686	23 444	20 940	1 576	1 109	1 465	37	631	10 327	10 195	598	361	564	97	1 055	13 117	10 745	978	748	901	A	Afyonkarahisar TR332	
122	1 578	22 678	20 445	1 508	1 058	1 335	37	597	10 256	10 107	598	361	564	85	981	12 422	10 338	910	697	771	B		
12	108	766	495	68	51	130	-	34	71	88	-	-	-	12	74	695	407	68	51	130	C		
120	1 482	19 613	17 985	1 559	798	1 333	35	549	8 848	9 050	574	278	556	85	933	10 765	8 935	985	520	777	A	Kütahya TR333	
114	1 433	19 286	17 744	1 517	772	1 275	35	527	8 769	8 991	574	278	556	79	906	10 517	8 753	943	494	719	B		
6	49	327	241	42	26	58	-	22	79	59	-	-	-	6	27	248	182	42	26	58	C		
53	847	11 259	11 226	792	520	708	22	438	6 336	7 507	406	282	396	31	409	4 923	3 719	386	238	312	A	Uşak TR334	
52	835	11 205	11 194	786	518	702	22	435	6 323	7 501	406	282	396	30	400	4 882	3 693	380	236	302	B		
1	12	54	32	6	2	6	-	3	13	6	-	-	-	1	9	41	26	6	2	6	C		
1 084	17 364	261 533	238 695	14 762	12 438	13 650	331	7 021	110 738	119 133	5 450	5 039	6 114	753	10 343	150 795	119 562	9 312	7 399	7 536	A	East Marmara TR4	
1 023	16 672	252 853	233 372	14 152	11 948	12 997	311	6 701	107 257	116 370	5 139	4 780	5 755	712	9 971	145 596	117 002	9 013	7 168	7 242	B		
61	692	8 680	5 323	610	490	653	20	320	3 481	2 763	311	259	359	41	372	5 199	2 560	299	231	294	C		
536	8 941	130 394	118 553	7 574	4 666	6 912	157	3 501	53 323	58 496	2 689	2 534	2 960	379	5 440	77 071	60 057	4 885	3 932	3 952	A	TR41	
523	8 808	128 786	117 815	7 457	4 366	6 746	151	3 422	52 298	58 142	2 602	2 475	2 863	372	5 386	76 488	59 673	4 855	3 891	3 883	B		
13	133	1 608	738	117	100	166	6	79	1 025	354	87	59	97	7	54	583	384	30	41	69	C		
357	6 447	96 772	87 952	5 343	4 448	4 699	99	2 321	37 972	40 660	1 815	1 579	1 858	258	4 126	58 800	47 292	3 528	2 869	2 841	A	Bursa TR411	
346	6 342	95 494	87 399	5 237	4 369	4 564	94	2 260	37 180	40 420	1 735	1 533	1 779	252	4 082	58 314	46 979	3 502	2 836	2 785	B		
11	105	1 278	553	106	79	135	5	61	792	240	80	46	79	6	44	486	313	26	33	56	C		
124	1 904	26 606	24 178	1 715	1 605	1 646	45	944	12 293	14 601	700	795	863	79	960	14 313	9 577	1 015	810	783	A	Eskişehir TR412	
122	1 876	26 276	23 993	1 704	1 584	1 615	44	926	12 060	14 487	693	782	845	78	950	14 216	9 506	1 011	802	770	B		
2	28	330	185	11	21	31	1	18	233	114	7	13	18	1	10	97	71	4	8	13	C		
55	590	7 016	6 423	516	413	567	13	236	3 058	3 235	174	160	239	42	354	3 958	3 188	342	253	328	A	Bilecik TR413	
55	590	7 016	6 423	516	413	567	13	236	3 058	3 235	174	160	239	42	354	3 958	3 188	342	253	328	B		
-	-	-	-	-	-	-	-	-	-	-	-	-	-	-	-	-	-	-	-	-	-	C	
548	8 423	131 139	120 142	7 188	5 972	6 738	174	3 520	57 415	60 637	2 761	2 505	3 154	374	4 903	73 724	59 505	4 427	3 467	3 584	A	TR42	
500	7 864	124 067	115 557	6 695	5 582	6 251	160	3 279	54 959	58 228	2 537	2 305	2 892	340	4 585	69 108	57 329	4 158	3 277	3 359	B		
48	559	7 072	4 585	493	390	487	14	241	2 456	2 409	224	200	262	34	318	4 616	2 176	269	190	225	C		
249	4 084	66 706	59 531	3 253	2 935	3 228	83	1 722	30 922	30 013	1 312	1 273	1 569	166	2 362	35 784	29 518	1 941	1 662	1 659	A	Kocaeli TR421	
219	3 713	61 911	56 347	2 936	2 679	2 904	75	1 578	29 463	28 713	1 181	1 161	1 405	144	2 135	32 448	27 634	1 755	1 518	1 499	B		
30	371	4 795	3 184	317	256	324	8	144	1 459	1 300	131	112	164	22	227	3 336	1 884	186	144	160	C		
147	2 174	33 837	32 332	1 991	1 427	1 583	48	897	13 278	15 868	727	581	761	99	1 277	20 559	16 464	1 264	846	822	A	Sakarya TR422	
140	2 123	33 270	32 183	1 954	1 407	1 556	48	885	13 203	15 799	727	581	761	92	1 238	20 067	16 384	1 227	826	795	B		
7	51	567	149	37	20	27	-	12	75	69	-	-	-	7	39	492	80	37	20	27	C		
59	884	12 760	12 284	795	631	789	19	363	5 280	5 892	308	251	329	40	521	7 480	6 392	487	380	460	A	Düzce TR423	
55	845	12 424	11 995	746	583	755	16	337	5 061	5 700	269	213	295	39	508	7 363	6 295	477	370	460	B		
4	39	336	289	49	48	34	3	26	219	192	39	38	34	1	13	117	97	10	10		C		
56	733	9 931	8 850	654	562	668	13	297	3 907	4 925	226	223	266	43	436	6 024	3 925	428	339	402	A	Bolu TR424	
55	727	9 892	8 808	652	561	660	13	293	3 882	4 894	226	223	266	42	434	6 010	3 914	426	338	394	B		
1	6	39	42	2	1	8	-	4	25	31	-	-	-	1	2	14	11	2	1	8	C		
37	548	7 905	7 145	495	417	470	11	241	4 028	3 939	188	177	229	26	307	3 877	3 206	307	240	241	A	Yalova TR425	
31	456	6 570	6 224	407	352	376	8	186	3 350	3 122	134	127	165	23	270	3 220	3 102	273	225	211	B		
6	92	1 335	921	88	65	94	3	55	678	817	54	50	64	3	37	657	104	34	15	30	C		
1 083	17 912	271 025	251 206	14 355	16 141	13 830	358	8 286	141 411	136 892	5 887	6 782	6 493	725	9 626	129 614	114 314	8 468	9 359	7 337	A	West Anatolia TR5	
1 025	17 349	266 767	246 883	13 969	15 818	13 283	345	7 948	138 872	133 965	5 726	6 660	6 289	680	9 401	127 895	112 918	8 243	9 158	6 994	B		
58	563	4 258	4 323	386	323	547	13	338	2 539	2 927	161	122	204	45	225	1 719	1 396	225	201	343	C		
698	12 063	185 561	169 322	8 971	13 068	9 200	250	5 857	100 096	97 898	3 947	5 669	4 686	448	6 206	85 465	71 424	5 024	7 399	4 514	A	TR51	
677	11 856	183 717	167 353	8 807	12 898	8 982	240	5 706	98 749	96 409	3 836	5 580	4 546	437	6 150	84 968	70 944	4 971	7 318	4 436	B		
21	207	1 844	1 969	164	170	218	10	151	1 347	1 489	111	89	140	11	56	497	480	53	81	78	C		
698	12 063	185 561	169 322	8 971	13 068	9 200	250	5 857	100 096	97 898	3 947	5 669	4 686	448	6 206	85 465	71 424	5 024	7 399	4 514	A	Ankara TR510	
677	11 856	183 717	167 353	8 807	12 898	8 982	240	5 706	98 749	96 409	3 836	5 580	4 546	437	6 150	84 968	70 944	4 971	7 318	4 436	B		
21	207	1 844	1 969	164	170	218	10	151	1 347	1 489	111	89	140	11	56	497	480	53	81	78	C		

Note: See explanations for SR 1, SR 2 and SR 3 (Statistical Regions)

(1) Total of teachers includes permanent teaching staff.

## 1.17 İstatistikî Bölge Birimleri Sınıflaması 1. , 2. ve 3. düzey ve eğitim seviyesine göre okul, şube, öğrenci, öğretmen ve derslik sayısı (devam)

[2013/14 öğretim yılı]

A. Toplam

B. Şehir

C. Köy

İBBS		Okul Öncesi - Pre-Primary Education									İlkokul - Primary School						Ortaokul - Junior High School					
		Öğrenci Student			Öğretmen <sup>(1)</sup> Teacher <sup>(1)</sup>			Öğrenci Student			Öğretmen <sup>(1)</sup> Teacher <sup>(1)</sup>			Öğrenci Student			Öğretmen <sup>(1)</sup> Teacher <sup>(1)</sup>					
		Okul School	Şube Division	Erkek Males	Kadın Females	Erkek Males	Kadın Females	Derslik Class-room	Okul School	Şube Division	Erkek Males	Kadın Females	Erkek Males	Kadın Females	Derslik Class-room	Okul School	Şube Division	Erkek Males	Kadın Females	Erkek Males	Kadın Females	Derslik Class-room
TR52	A	967	1940	16 789	15 552	106	1 882	1 552	942	8 257	89 727	85 868	4 827	5 407	7 974	602	6 582	85 505	83 107	4 857	4 258	5 364
	B	544	1 178	10 048	9 347	69	1 543	1 126	363	5 591	71 007	67 539	3 682	4 208	5 058	317	5 057	70 492	68 523	3 782	3 580	4 017
	C	423	762	6 741	6 205	37	339	426	579	2 666	18 720	18 329	1 145	1 199	2 916	285	1 525	15 013	14 584	1 075	678	1 347
TR521 Konya	A	853	1 714	14 821	13 634	87	1 655	1 366	814	7 343	81 408	77 879	4 306	4 933	6 981	532	5 902	77 146	74 916	4 270	3 774	4 624
	B	488	1 050	8 909	8 232	59	1 373	989	321	5 047	64 845	61 652	3 296	3 888	4 449	274	4 522	63 559	61 707	3 325	3 178	3 432
	C	365	664	5 912	5 402	28	282	377	493	2 296	16 563	16 227	1 010	1 045	2 532	258	1 380	13 587	13 209	945	596	1 192
TR522 Karaman	A	114	226	1 968	1 918	19	227	186	128	914	8 319	7 989	521	474	993	70	680	8 359	8 191	587	484	740
	B	56	128	1 139	1 115	10	170	137	42	544	6 162	5 887	386	320	609	43	535	6 933	6 816	457	402	585
	C	58	98	829	803	9	57	49	86	370	2 157	2 102	135	154	384	27	145	1 426	1 375	130	82	155
TR6 Akdeniz	A	3 527	9 137	90 427	82 452	553	8 221	6 893	3 451	33 269	382 803	362 898	17 929	23 179	33 491	2 331	26 515	361 435	351 962	18 952	19 263	15 769
	B	2 064	6 000	57 797	52 339	362	6 678	4 970	1 308	21 977	287 453	271 825	12 481	16 784	20 324	1 273	19 629	282 858	276 338	13 877	15 144	12 228
	C	1 463	3 137	32 630	30 113	191	1 543	1 923	2 143	11 292	95 350	91 073	5 448	6 395	13 167	1 058	6 886	78 577	75 624	5 075	4 119	3 541
TR61	A	1 045	2 793	25 672	23 435	143	2 864	2 338	943	8 456	94 044	88 750	4 422	6 427	9 487	717	7 157	89 849	87 368	5 082	5 780	5 377
	B	655	1 936	16 932	15 414	87	2 353	1 775	414	5 548	70 093	65 871	3 112	4 547	5 970	430	5 233	70 228	68 741	3 624	4 459	3 883
	C	390	857	8 740	8 021	56	511	563	529	2 908	23 951	22 879	1 310	1 880	3 517	287	1 924	19 621	18 627	1 458	1 321	1 494
TR611 Antalya	A	717	2 160	20 353	18 504	104	2 241	1 760	633	6 325	74 002	69 935	3 143	5 056	7 398	491	5 418	70 492	68 920	3 599	4 375	3 104
	B	468	1 543	13 611	12 431	58	1 891	1 379	297	4 254	55 368	52 213	2 157	3 709	4 719	306	3 976	54 811	54 091	2 617	3 405	2 355
	C	249	617	6 742	6 073	46	350	381	336	2 071	18 634	17 722	986	1 347	2 679	185	1 442	15 681	14 829	982	970	749
TR612 Isparta	A	198	401	3 303	3 058	25	391	362	187	1 286	12 877	12 028	736	848	904	139	1 058	12 171	11 621	932	825	1 722
	B	112	245	1 997	1 750	18	302	256	73	791	9 501	8 840	553	566	612	76	769	9 935	9 356	642	636	1 083
	C	86	156	1 306	1 308	7	89	106	114	495	3 376	3 188	183	282	292	63	289	2 236	2 265	290	189	639
TR613 Burdur	A	130	232	2 016	1 873	14	232	216	123	845	7 165	6 787	543	523	1 185	87	681	7 186	6 827	551	580	551
	B	75	148	1 232	1 233	11	160	140	44	503	5 224	4 818	402	272	639	48	488	5 482	5 294	365	418	445
	C	55	84	692	640	3	72	76	79	342	1 941	1 969	141	251	546	39	193	1 704	1 533	186	162	106
TR62	A	1 189	3 365	33 154	30 289	170	3 094	2 410	1 079	12 814	149 740	142 192	6 584	9 676	12 600	732	10 208	143 861	140 406	6 856	7 643	5 030
	B	701	2 250	21 690	19 684	129	2 716	1 954	512	9 998	129 991	123 293	5 313	8 120	8 867	480	8 729	128 266	125 537	5 823	6 806	4 668
	C	488	1 115	11 464	10 605	41	378	456	567	2 816	19 749	18 899	1 271	1 556	3 733	252	1 479	15 595	14 869	1 033	837	362
TR621 Adana	A	596	1 649	15 366	13 745	92	1 530	1 126	601	7 117	86 361	81 991	3 296	5 323	6 141	363	5 500	81 878	80 180	3 525	4 237	3 221
	B	361	1 135	10 454	9 255	69	1 396	950	278	5 741	78 081	73 966	2 825	4 715	4 696	264	4 941	75 668	74 195	3 150	3 933	3 005
	C	235	514	4 912	4 490	23	134	176	323	1 376	8 280	8 025	471	608	1 445	99	559	6 210	5 985	375	304	216
TR622 Mersin	A	593	1 716	17 788	16 544	78	1 564	1 284	478	5 697	63 379	60 201	3 288	4 353	6 459	369	4 708	61 983	60 226	3 331	3 406	1 809
	B	340	1 115	11 236	10 429	60	1 320	1 004	234	4 257	51 910	49 327	2 488	3 405	4 171	216	3 788	52 598	51 342	2 673	2 873	1 663
	C	253	601	6 552	6 115	18	244	280	244	1 440	11 469	10 874	800	948	2 288	153	920	9 385	8 884	658	533	146
TR63	A	1 293	2 979	31 601	28 728	240	2 263	2 145	1 429	11 999	139 019	131 956	6 923	7 076	11 404	882	9 150	127 725	124 188	7 014	5 840	5 362
	B	708	1 814	19 175	17 241	146	1 609	1 241	382	6 431	87 369	82 661	4 056	4 117	5 487	363	5 667	84 364	82 060	4 430	3 879	3 677
	C	585	1 165	12 426	11 487	94	654	904	1 047	5 568	51 650	49 295	2 867	2 959	5 917	519	3 483	43 361	42 128	2 584	1 961	1 685
TR631 Hatay	A	635	1 608	19 088	17 442	76	1 081	1 076	582	5 452	66 640	64 160	3 117	3 693	6 118	435	4 278	60 447	59 402	3 046	2 870	2 073
	B	363	1 029	11 839	10 753	36	728	551	160	2 667	36 169	34 569	1 516	1 844	2 521	150	2 244	34 503	34 006	1 575	1 596	1 357
	C	272	579	7 249	6 689	40	353	525	422	2 785	30 471	29 591	1 601	1 849	3 597	285	2 034	25 944	25 396	1 471	1 274	716
TR632 Kahramanmaraş	A	457	920	8 338	7 558	117	754	738	639	4 524	50 236	46 912	2 591	2 147	3 446	307	3 285	47 047	45 252	2 727	1 943	2 456
	B	245	545	4 991	4 464	68	536	455	136	2 296	33 154	31 003	1 607	1 328	1 708	124	2 150	32 888	31 634	1 841	1 415	1 670
	C	212	375	3 347	3 094	49	218	283	503	2 228	17 082	15 909	984	819	1 738	183	1 135	14 159	13 618	886	528	786
TR633 Osmaniye	A	201	451	4 175	3 728	47	428	331	208	2 023	22 143	20 884	1 215	1 236	1 840	140	1 587	20 231	19 534	1 241	1 027	833
	B	100	240	2 345	2 024	42	345	235	86	1 468	18 046	17 089	933	945	1 258	89	1 273	16 973	16 420	1 014	868	650
	C	101	211	1 830	1 704	5	83	96	122	555	4 097	3 795	282	291	582	51	314	3 258	3 114	227	159	183
TR7 Orta Anadolu	A	1 602	3 203	27 175	24 042	192	3 000	2 813	1 879	14 299	144 250	137 987	8 246	8 141	15 805	1 206	11 181	137 278	134 441	8 956	8 119	8 766
	B	864	1 992	16 987	14 980	138	2 415	2 031	702	9 041	109 224	104 423	6 151	5 697	9 527	632	8 237	109 357	106 953	6 460	6 238	6 422
	C	738	1 211	10 188	9 062	54	585	782	1 177	5 258	35 026	33 564	2 095	2 444	6 278	574	2 944	27 921	27 488	2 496	1 881	2 344
TR71	A	724	1 343	11 572	10 255	82	1 288	1 213	722	5 452	54 685	52 404	3 238	3 586	5 817	514	4 458	52 842	51 427	3 672		

1.17 Number of schools, divisions, students, teachers and classrooms by Statistical Regions Levels 1, 2, and 3 and level of education(continued)

[The educational year 2013/14]

A. Total B. City C. Village

Ortaöğretim		Secondary Education																		SR			
Ortaöğretim toplamı Total of secondary education						Genel Ortaöğretim General Secondary Education									Mesleki ve Teknik Ortaöğretim Vocational and Technical Secondary Education								
Okul School	Şube Division	Öğrenci Student		Öğretmen <sup>(1)</sup> Teacher <sup>(1)</sup>		Derslik Class-room	Okul School	Şube Division	Öğrenci Student		Öğretmen <sup>(1)</sup> Teacher <sup>(1)</sup>		Derslik Class-room	Okul School	Şube Division	Öğrenci Student		Öğretmen <sup>(1)</sup> Teacher <sup>(1)</sup>		Derslik Class-room			
		Erkek Males	Kadın Females	Erkek Males	Kadın Females				Erkek Males	Kadın Females	Erkek Males	Kadın Females				Erkek Males	Kadın Females	Erkek Males	Kadın Females				
<b>385</b>	<b>5 849</b>	<b>85 464</b>	<b>81 884</b>	<b>5 384</b>	<b>3 073</b>	<b>4 630</b>	<b>108</b>	<b>2 429</b>	<b>41 315</b>	<b>38 994</b>	<b>1 940</b>	<b>1 113</b>	<b>1 807</b>	<b>277</b>	<b>3 420</b>	<b>44 149</b>	<b>42 890</b>	<b>3 444</b>	<b>1 960</b>	<b>2 823</b>	<b>A</b>	TR52	
348	5 493	83 050	79 530	5 162	2 920	4 301	105	2 242	40 123	37 556	1 890	1 080	1 743	243	3 251	42 927	41 974	3 272	1 840	2 558	B		
37	356	2 414	2 354	222	153	329	3	187	1 192	1 438	50	33	64	34	169	1 222	916	172	120	265	C		
<b>336</b>	<b>5 177</b>	<b>76 184</b>	<b>72 326</b>	<b>4 778</b>	<b>2 725</b>	<b>4 019</b>	<b>91</b>	<b>2 036</b>	<b>35 671</b>	<b>33 045</b>	<b>1 645</b>	<b>952</b>	<b>1 489</b>	<b>245</b>	<b>3 141</b>	<b>40 513</b>	<b>39 281</b>	<b>3 133</b>	<b>1 773</b>	<b>2 530</b>	<b>A</b>	Konya TR521	
303	4 857	73 954	70 205	4 573	2 591	3 731	88	1 880	34 600	31 777	1 597	923	1 425	215	2 977	39 354	38 428	2 976	1 668	2 306	B		
33	320	2 230	2 121	205	134	288	3	156	1 071	1 268	48	29	64	30	164	1 159	853	157	105	224	C		
<b>49</b>	<b>672</b>	<b>9 280</b>	<b>9 558</b>	<b>606</b>	<b>348</b>	<b>611</b>	<b>17</b>	<b>393</b>	<b>5 644</b>	<b>5 949</b>	<b>295</b>	<b>161</b>	<b>318</b>	<b>32</b>	<b>279</b>	<b>3 636</b>	<b>3 609</b>	<b>311</b>	<b>187</b>	<b>293</b>	<b>A</b>	Karaman TR522	
45	636	9 096	9 325	589	329	570	17	362	5 523	5 779	293	157	318	28	274	3 573	3 546	296	172	252	B		
4	36	184	233	17	19	41	-	31	121	170	2	4	-	4	5	63	63	15	15	41	C		
<b>1 343</b>	<b>23 316</b>	<b>364 841</b>	<b>332 011</b>	<b>21 414</b>	<b>15 500</b>	<b>18 250</b>	<b>504</b>	<b>11 958</b>	<b>190 094</b>	<b>192 910</b>	<b>9 689</b>	<b>7 087</b>	<b>8 978</b>	<b>839</b>	<b>11 358</b>	<b>174 747</b>	<b>139 101</b>	<b>11 725</b>	<b>8 413</b>	<b>9 272</b>	<b>A</b>	Mediterranean TR6	
1 204	21 677	342 175	314 045	19 652	14 438	16 506	461	10 985	179 641	180 687	8 985	6 604	8 230	743	10 692	162 534	133 358	10 667	7 834	8 276	B		
139	1 639	22 666	17 966	1 762	1 062	1 744	43	973	10 453	12 223	704	483	748	96	666	12 213	5 743	1 058	579	996	C		
<b>438</b>	<b>6 713</b>	<b>99 680</b>	<b>93 870</b>	<b>6 193</b>	<b>4 975</b>	<b>5 773</b>	<b>163</b>	<b>3 213</b>	<b>56 150</b>	<b>55 253</b>	<b>2 994</b>	<b>2 315</b>	<b>2 856</b>	<b>275</b>	<b>3 500</b>	<b>43 530</b>	<b>38 617</b>	<b>3 199</b>	<b>2 660</b>	<b>2 917</b>	<b>A</b>	TR61	
397	6 160	93 859	88 702	5 730	4 625	5 220	143	2 841	52 650	51 319	2 724	2 111	2 533	254	3 319	41 209	37 383	3 006	2 514	2 687	B		
41	553	5 821	5 168	463	350	553	20	372	3 500	3 934	270	204	323	21	181	2 321	1 234	193	146	230	C		
<b>272</b>	<b>4 772</b>	<b>77 255</b>	<b>72 253</b>	<b>4 223</b>	<b>3 689</b>	<b>3 995</b>	<b>112</b>	<b>2 348</b>	<b>45 715</b>	<b>43 398</b>	<b>2 161</b>	<b>1 814</b>	<b>2 066</b>	<b>160</b>	<b>2 424</b>	<b>31 540</b>	<b>28 855</b>	<b>2 062</b>	<b>1 875</b>	<b>1 929</b>	<b>A</b>	Antalya TR611	
235	4 251	71 668	67 302	3 789	3 359	3 467	94	2 006	42 420	39 668	1 916	1 624	1 758	141	2 245	29 248	27 634	1 873	1 735	1 709	B		
37	521	5 587	4 951	434	330	528	18	342	3 295	3 730	245	190	308	19	179	2 292	1 221	189	140	220	C		
<b>109</b>	<b>1 246</b>	<b>14 405</b>	<b>13 921</b>	<b>1 296</b>	<b>837</b>	<b>1 131</b>	<b>31</b>	<b>529</b>	<b>6 631</b>	<b>7 301</b>	<b>519</b>	<b>324</b>	<b>485</b>	<b>78</b>	<b>717</b>	<b>7 774</b>	<b>6 620</b>	<b>777</b>	<b>513</b>	<b>646</b>	<b>A</b>	Isparta TR612	
108	1 235	14 295	13 827	1 280	828	1 116	30	518	6 521	7 207	503	315	470	78	717	7 774	6 620	777	513	646	B		
1	11	110	94	16	9	15	1	11	110	94	16	9	15	-	-	-	-	-	-	-	-	C	
<b>57</b>	<b>695</b>	<b>8 020</b>	<b>7 696</b>	<b>674</b>	<b>449</b>	<b>647</b>	<b>20</b>	<b>336</b>	<b>3 804</b>	<b>4 554</b>	<b>314</b>	<b>177</b>	<b>305</b>	<b>37</b>	<b>359</b>	<b>4 216</b>	<b>3 142</b>	<b>360</b>	<b>272</b>	<b>342</b>	<b>A</b>	Burdur TR613	
54	674	7 896	7 573	661	438	637	19	317	3 709	4 444	305	172	305	35	357	4 187	3 129	356	266	332	B		
3	21	124	123	13	11	10	1	19	95	110	9	5	-	2	2	29	13	4	6	10	C		
<b>502</b>	<b>9 284</b>	<b>145 083</b>	<b>132 793</b>	<b>8 249</b>	<b>6 609</b>	<b>7 159</b>	<b>194</b>	<b>5 001</b>	<b>76 524</b>	<b>81 132</b>	<b>3 794</b>	<b>3 199</b>	<b>3 722</b>	<b>308</b>	<b>4 283</b>	<b>68 559</b>	<b>51 661</b>	<b>4 455</b>	<b>3 410</b>	<b>3 437</b>	<b>A</b>	TR62	
466	8 840	140 554	128 995	7 837	6 364	6 747	185	4 729	74 301	78 495	3 656	3 110	3 574	281	4 111	66 253	50 500	4 181	3 254	3 173	B		
36	444	4 529	3 798	412	245	412	9	272	2 223	2 637	138	89	148	27	172	2 306	1 161	274	156	264	C		
<b>270</b>	<b>4 686</b>	<b>81 872</b>	<b>73 350</b>	<b>4 322</b>	<b>3 658</b>	<b>3 984</b>	<b>119</b>	<b>2 667</b>	<b>44 305</b>	<b>46 679</b>	<b>2 183</b>	<b>1 978</b>	<b>2 263</b>	<b>151</b>	<b>2 019</b>	<b>37 567</b>	<b>26 671</b>	<b>2 139</b>	<b>1 680</b>	<b>1 721</b>	<b>A</b>	Adana TR621	
259	4 583	80 890	72 622	4 246	3 624	3 888	118	2 600	43 835	46 147	2 166	1 971	2 248	141	1 983	37 055	26 475	2 080	1 653	1 640	B		
11	103	982	728	76	34	96	1	67	470	532	17	7	15	10	36	512	196	59	27	81	C		
<b>232</b>	<b>4 598</b>	<b>63 211</b>	<b>59 443</b>	<b>3 927</b>	<b>2 951</b>	<b>3 175</b>	<b>75</b>	<b>2 334</b>	<b>32 219</b>	<b>34 453</b>	<b>1 611</b>	<b>1 221</b>	<b>1 459</b>	<b>157</b>	<b>2 264</b>	<b>30 992</b>	<b>24 990</b>	<b>2 316</b>	<b>1 730</b>	<b>1 716</b>	<b>A</b>	Mersin TR622	
207	4 257	59 664	56 373	3 591	2 740	2 859	67	2 129	30 466	32 348	1 490	1 139	1 326	140	2 128	29 198	24 025	2 101	1 601	1 533	B		
25	341	3 547	3 070	336	211	316	8	205	1 753	2 105	121	82	133	17	136	1 794	965	215	129	183	C		
<b>403</b>	<b>7 319</b>	<b>120 078</b>	<b>105 348</b>	<b>6 972</b>	<b>3 916</b>	<b>5 318</b>	<b>147</b>	<b>3 744</b>	<b>57 420</b>	<b>56 525</b>	<b>2 901</b>	<b>1 573</b>	<b>2 400</b>	<b>256</b>	<b>3 575</b>	<b>62 658</b>	<b>48 823</b>	<b>4 071</b>	<b>2 343</b>	<b>2 918</b>	<b>A</b>	TR63	
341	6 677	107 762	96 348	6 085	3 449	4 539	133	3 415	52 690	50 873	2 605	1 383	2 123	208	3 262	55 072	45 475	3 480	2 066	2 416	B		
62	642	12 316	9 000	887	467	779	14	329	4 730	5 652	296	190	277	48	313	7 586	3 348	591	277	502	C		
<b>176</b>	<b>3 218</b>	<b>58 688</b>	<b>51 171</b>	<b>2 973</b>	<b>1 919</b>	<b>2 404</b>	<b>73</b>	<b>1 701</b>	<b>27 946</b>	<b>28 216</b>	<b>1 369</b>	<b>857</b>	<b>1 238</b>	<b>103</b>	<b>1 517</b>	<b>30 742</b>	<b>22 955</b>	<b>1 604</b>	<b>1 062</b>	<b>1 166</b>	<b>A</b>	Hatay TR631	
141	2 872	49 800	44 142	2 365	1 566	1 890	59	1 461	24 096	23 468	1 073	667	961	82	1 411	25 704	20 674	1 292	899	929	B		
35	346	8 888	7 029	608	353	514	14	240	3 850	4 748	296	190	277	21	106	5 038	2 281	312	163	237	C		
<b>143</b>	<b>2 527</b>	<b>41 228</b>	<b>35 504</b>	<b>2 533</b>	<b>1 202</b>	<b>1 969</b>	<b>44</b>	<b>1 283</b>	<b>20 418</b>	<b>18 662</b>	<b>897</b>	<b>392</b>	<b>696</b>	<b>99</b>	<b>1 244</b>	<b>20 810</b>	<b>16 842</b>	<b>1 636</b>	<b>810</b>	<b>1 273</b>	<b>A</b>	Kahramanmaraş TR632	
118	2 253	38 001	33 697	2 272	1 096	1 712	44	1 211	19 676	17 881	897	392	696	74	1 042	18 325	15 816	1 375	704	1 016	B		
25	274	3 227	1 807	261	106	257	-	72	742	781	-	-	-	25	202	2 485	1 026	261	106	257	C		
<b>84</b>	<b>1 574</b>	<b>20 162</b>	<b>18 673</b>	<b>1 466</b>	<b>795</b>	<b>945</b>	<b>30</b>	<b>760</b>	<b>9 056</b>	<b>9 647</b>	<b>635</b>	<b>324</b>	<b>466</b>	<b>54</b>	<b>814</b>	<b>11 106</b>	<b>9 026</b>	<b>831</b>	<b>471</b>	<b>479</b>	<b>A</b>	Osmaniye TR633	
82	1 552	19 961	18 509	1 448	787	937	30	743	8 918	9 524	635	324	466	52	809	11 043	8 985	813	463	471	B		
2	22	201	164	18	8	8	-	17	138	123	-	-	-	2	5	63	41	18	8	8	C		
<b>747</b>	<b>10 296</b>	<b>145 432</b>	<b>133 406</b>	<b>10 391</b>	<b>6 293</b>	<b>9 137</b>	<b>232</b>	<b>4 871</b>	<b>73 056</b>	<b>75 334</b>	<b>4 211</b>	<b>2 267</b>	<b>3 741</b>	<b>515</b>	<b>5 425</b>	<b>72 376</b>	<b>58 072</b>	<b>6 180</b>	<b>4 026</b>	<b>5 396</b>	<b>A</b>	Central Anatolia TR7	
687	9 731	140 868	128 910	9 920	5 996	8 558	219	4 506	70 565	72 458	4 054	2 186	3 561	468	5 225	70 303	56 452	5 866	3 810	4 997	B		
60	565	4 564	4 496	471	297	579	13	365	2 491	2 876	157	81	180	47	200	2 073	1 620	314	216	399	C		
<b>305</b>	<b>3 922</b>	<b>53 866</b>	<b>49 938</b>	<b>4 095</b>	<b>2 459</b>	<b>3 696</b>	<b>100</b>	<b>1 897</b>	<b>26 468</b>	<b>28 173</b>	<b>1 717</b>	<b>942</b>	<b>1 625</b>	<b>205</b>	<b>2 025</b>	<b>27 </b>							

## 1.17 İstatistikî Bölge Birimleri Sınıflaması 1. , 2. ve 3. düzey ve eğitim seviyesine göre okul, şube, öğrenci, öğretmen ve derslik sayısı (devam)

[2013/14 öğretim yılı]

A. Toplam

B. Şehir

C. Köy

İBBS	Okul Öncesi - Pre-Primary Education									İlkokul - Primary School						Ortaokul - Junior High School						
	Okul School	Şube Division	Öğrenci Student		Öğretmen <sup>(1)</sup> Teacher			Okul School	Şube Division	Öğrenci Student		Öğretmen <sup>(1)</sup> Teacher		Okul School	Şube Division	Öğrenci Student		Öğretmen <sup>(1)</sup> Teacher				
			Erkek Males	Kadın Females	Erkek Males	Kadın Females	Derslik Class-room			Erkek Males	Kadın Females	Erkek Males	Kadın Females			Derslik Class-room	Erkek Males	Kadın Females	Derslik Class-room			
TR713 Niğde	A	178	314	2 773	2 384	23	295	317	176	1 284	13 581	12 749	761	891	1 148	124	1 036	13 025	12 636	836	725	1 396
	B	80	167	1 508	1 272	13	184	188	49	594	7 058	6 612	395	456	482	44	561	7 574	7 286	447	439	658
	C	98	147	1 265	1 112	10	111	129	127	690	6 523	6 137	366	435	666	80	475	5 451	5 350	389	286	738
TR714 Nevşehir	A	147	276	2 488	2 326	17	272	236	138	1 045	9 962	9 642	582	705	1 055	100	858	9 585	9 347	691	651	987
	B	89	178	1 556	1 470	10	193	144	42	554	5 918	5 853	358	384	602	41	534	6 376	6 234	409	389	501
	C	58	98	932	856	7	79	92	96	491	4 044	3 789	224	321	453	59	324	3 209	3 113	282	262	486
TR715 Kırşehir	A	95	193	1 610	1 450	16	215	162	91	716	6 953	6 622	569	515	1 082	76	636	7 031	6 701	590	481	339
	B	59	129	1 102	991	10	184	126	54	541	5 635	5 384	452	344	712	42	481	5 969	5 624	434	351	319
	C	36	64	508	459	6	31	36	37	175	1 318	1 238	117	171	370	34	155	1 062	1 077	156	130	20
TR72	A	878	1 860	15 603	13 787	110	1 712	1 600	1 157	8 847	89 565	85 583	5 008	4 555	9 988	692	6 723	84 436	83 014	5 284	4 945	4 124
	B	471	1 192	10 082	8 916	88	1 455	1 219	433	5 834	73 357	69 808	3 997	3 476	6 212	393	5 264	71 740	70 558	4 061	4 066	3 563
	C	407	668	5 521	4 871	22	257	381	724	3 013	16 208	15 775	1 011	1 079	3 776	299	1 459	12 696	12 456	1 223	879	561
TR721 Kayseri	A	414	1 042	9 041	8 019	56	972	843	440	4 389	51 090	48 785	2 534	2 611	4 729	278	3 442	48 135	47 235	2 524	2 588	1 914
	B	239	703	6 143	5 454	49	894	723	226	3 468	46 061	43 967	2 241	2 203	3 491	191	3 018	44 310	43 484	2 210	2 416	1 751
	C	175	339	2 898	2 565	7	78	120	214	921	5 029	4 818	293	408	1 238	87	424	3 825	3 751	314	172	163
TR722 Sivas	A	233	433	3 685	3 195	29	397	381	416	2 596	21 990	21 129	1 318	1 105	2 489	211	1 834	21 416	21 164	1 580	1 331	1 596
	B	125	275	2 357	2 058	24	313	256	123	1 426	16 390	15 637	1 004	745	1 385	119	1 377	17 258	17 122	1 179	1 027	1 322
	C	108	158	1 328	1 137	5	84	125	293	1 170	5 600	5 492	314	360	1 104	92	457	4 158	4 042	401	304	274
TR723 Yozgat	A	231	385	2 877	2 573	25	343	376	301	1 862	16 485	15 669	1 156	839	2 770	203	1 447	14 885	14 615	1 180	1 026	614
	B	107	214	1 582	1 404	15	248	240	84	940	10 906	10 204	752	528	1 336	83	869	10 172	9 952	672	623	490
	C	124	171	1 295	1 169	10	95	136	217	922	5 579	5 465	404	311	1 434	120	578	4 713	4 663	508	403	124
TR8 Batı Karadeniz	A	1 884	3 628	30 039	27 628	144	3 551	3 018	2 215	15 580	134 120	127 461	8 158	8 925	15 035	1 206	11 755	141 614	140 407	9 028	8 708	10 407
	B	1 055	2 310	18 964	17 526	103	2 755	2 023	654	8 521	95 250	89 959	5 909	6 097	8 893	662	8 329	107 103	106 295	6 596	6 717	6 735
	C	829	1 318	11 075	10 102	41	796	995	1 561	7 059	38 870	37 502	2 249	2 828	6 142	544	3 426	34 511	34 112	2 432	1 991	3 672
TR81	A	388	733	5 949	5 444	21	703	646	402	3 168	28 697	27 234	1 534	2 038	2 659	264	2 564	30 052	29 285	1 770	1 899	2 937
	B	220	456	3 644	3 373	11	539	419	128	1 642	17 605	16 802	1 017	1 402	1 447	136	1 539	19 661	19 078	1 192	1 401	1 576
	C	168	277	2 305	2 071	10	164	227	274	1 526	11 092	10 432	517	636	1 212	128	1 025	10 391	10 207	578	498	1 361
TR811 Zonguldak	A	234	435	3 395	3 147	13	391	368	263	2 021	17 676	16 886	885	1 273	1 331	149	1 521	18 051	17 669	965	1 113	1 778
	B	137	278	2 080	1 920	4	305	214	62	914	9 879	9 489	549	873	653	62	819	10 722	10 571	627	824	802
	C	97	157	1 315	1 227	9	86	154	201	1 107	7 797	7 397	336	400	678	87	702	7 329	7 098	338	289	976
TR812 Karabük	A	71	163	1 424	1 232	7	166	147	61	581	5 930	5 600	367	424	643	65	547	6 658	6 211	419	437	605
	B	38	93	826	740	7	155	137	47	509	5 285	5 036	338	371	571	54	488	6 132	5 678	381	384	519
	C	33	70	598	492	-	11	10	14	72	645	564	29	53	72	11	59	526	533	38	53	86
TR813 Bartın	A	83	135	1 130	1 065	1	146	131	78	566	5 091	4 748	282	341	685	50	496	5 343	5 405	386	349	554
	B	45	85	738	713	-	79	68	19	219	2 441	2 277	130	158	223	20	232	2 807	2 829	184	193	255
	C	38	50	392	352	1	67	63	59	347	2 650	2 471	152	183	462	30	264	2 536	2 576	202	156	299
TR82	A	264	546	4 662	4 157	26	551	475	349	2 349	19 973	19 124	1 149	1 259	2 757	202	1 768	20 676	20 726	1 274	1 323	1 357
	B	153	344	2 945	2 598	22	461	378	127	1 423	15 500	14 774	891	948	1 858	139	1 395	17 138	17 208	983	1 055	1 116
	C	111	202	1 717	1 559	4	90	97	222	926	4 473	4 350	258	311	899	63	373	3 538	3 518	291	268	241
TR821 Kastamonu	A	121	238	1 996	1 742	10	240	209	184	1 214	9 830	9 436	593	660	1 287	98	849	10 001	10 216	634	655	585
	B	64	141	1 172	994	8	199	166	61	710	7 465	7 158	447	472	838	61	628	7 948	8 189	463	503	472
	C	57	97	824	748	2	41	43	123	504	2 365	2 278	146	188	449	37	221	2 053	2 027	171	152	113
TR822 Çankırı	A	65	145	1 373	1 225	5	135	129	74	525	4 705	4 519	264	268	647	49	406	4 903	4 721	277	296	375
	B	43	107	1 043	903	4	119	110	34	365	4 115	3 919	233	226	509	39	366	4 557	4 396	257	271	352
	C	22	38	330	322	1	16	19	40	160	590	600	31	42	138	10	40	346	325	20	25	23
TR823 Sinop	A	78	163	1 293	1 190	11	176	137	91	610	5 438	5 169	292	331	823	55	513	5 772	5 789	363	372	397
	B	46	96	730	701	10	143	102	32	348	3 920	3 697	211	250	511	39	401	4 633	4 623	263	281	292
	C	32	67	563	489	1	33	35	59	262	1 518	1 472	81	81	312	16	112	1 139	1 166	100	91	105
TR83	A	1 232	2 349	19 428	18 027	97	2 297	1 897	1 464	10 063	85 450	81 103	5 475	5 628	9 619	740	7 423	90 886	90 396	5 984	5 486	6 113
	B	682	1 510	12 375	11 555	70	1 755	1 226	399	5 456	62 145	58 383	4 001	3 747	5 588	387	5 395	70 304	70 009	4 421	4 261	4 043
	C	550	839	7 053	6 472	27	542	671	1 065	4 607	23 305	22 720	1 474	1 881	4 031	353	2 028	20 582	20 387	1 563	1 225	2 070
TR831 Samsun	A	563	1 110	8 881	8 199	49	1 0															

1.17 Number of schools, divisions, students, teachers and classrooms by Statistical Regions Levels 1, 2, and 3 and level of education(continued)

[The educational year 2013/14]

A. Total B. City C. Village

Ortaöğretim																							
Secondary Education																							
Ortaöğretim toplamı Total of secondary education											Genel Ortaöğretim General Secondary Education						Mesleki ve Teknik Ortaöğretim Vocational and Technical Secondary Education						
		Öğrenci Student		Öğretmen <sup>(1)</sup> Teacher <sup>(1)</sup>				Öğrenci Student		Öğretmen <sup>(1)</sup> Teacher <sup>(1)</sup>				Öğrenci Student		Öğretmen <sup>(1)</sup> Teacher <sup>(1)</sup>				Derslik Classroom			
Okul School	Şube Division	Erkek Males	Kadın Females	Erkek Males	Kadın Females	Derslik Classroom	Okul School	Şube Division	Erkek Males	Kadın Females	Erkek Males	Kadın Females	Derslik Classroom	Okul School	Şube Division	Erkek Males	Kadın Females	Erkek Males	Kadın Females	Derslik Classroom	SR		
62	856	12 005	11 268	900	522	792	20	416	5 978	6 380	384	201	340	42	440	6 027	4 888	516	321	452	A	Niğde TR713	
56	788	11 418	10 800	844	488	731	20	379	5 770	6 199	384	201	340	36	409	5 648	4 601	460	287	391	B		
6	68	587	468	56	34	61	-	37	208	181	-	-	-	6	31	379	287	56	34	61	C		
63	727	9 254	8 903	756	514	702	22	320	4 718	4 876	340	198	327	41	407	4 536	4 027	416	316	375	A	Neveşehir TR714	
56	674	8 849	8 513	693	470	615	16	273	4 402	4 503	282	160	248	40	401	4 447	4 010	411	310	367	B		
7	53	405	390	63	44	87	6	47	316	373	58	38	79	1	6	89	17	5	6	8	C		
53	649	8 635	7 531	757	401	652	17	306	4 362	4 398	305	155	302	36	343	4 273	3 133	452	246	350	B	Kırşehir TR715	
-	-	-	-	-	-	-	-	-	-	-	-	-	-	-	-	-	-	-	-	-	-	C	
442	6 374	91 566	83 468	6 296	3 834	5 441	132	2 974	46 588	47 161	2 494	1 325	2 116	310	3 400	44 978	36 307	3 802	2 509	3 325	A	TR72	
414	6 089	89 187	81 131	6 059	3 703	5 155	126	2 805	45 260	45 653	2 401	1 289	2 025	288	3 284	43 927	35 478	3 658	2 414	3 130	B		
28	285	2 379	2 337	237	131	286	6	169	1 328	1 508	93	36	91	22	116	1 051	829	144	95	195	C		
206	3 271	50 466	46 445	3 347	1 987	2 785	64	1 515	26 156	26 665	1 282	684	1 108	142	1 756	24 310	19 780	2 065	1 303	1 677	A	Kayseri TR721	
191	3 108	48 903	44 792	3 206	1 915	2 620	59	1 386	24 964	25 359	1 198	654	1 028	132	1 722	23 939	19 433	2 008	1 261	1 592	B		
15	163	1 563	1 653	141	72	165	5	129	1 192	1 306	84	30	80	10	34	371	347	57	42	85	C		
120	1 738	24 271	21 481	1 662	1 030	1 384	38	868	12 584	12 487	732	387	542	82	870	11 687	8 994	930	643	842	A	Sivas TR722	
116	1 686	23 903	21 167	1 631	1 003	1 333	37	841	12 467	12 299	725	381	531	79	845	11 436	8 868	906	622	802	B		
4	52	368	314	31	27	51	1	27	117	188	7	6	11	3	25	251	126	24	21	40	C		
116	1 365	16 829	15 542	1 287	817	1 272	30	591	7 848	8 009	480	254	466	86	774	8 981	7 533	807	563	806	A	Yozgat TR723	
107	1 295	16 381	15 172	1 222	785	1 202	30	578	7 829	7 995	478	254	466	77	717	8 552	7 177	744	531	736	B		
9	70	448	370	65	32	70	-	13	19	14	2	-	-	9	57	429	356	63	32	70	C		
830	12 083	158 245	150 108	11 477	7 575	9 822	257	5 305	74 754	84 975	4 630	3 059	4 361	573	6 778	83 491	65 133	6 847	4 516	5 461	A	West Black Sea TR8	
777	11 399	152 389	145 320	11 088	7 299	9 324	249	4 989	72 578	82 603	4 516	3 010	4 253	528	6 410	79 811	62 717	6 572	4 289	5 071	B		
53	684	5 856	4 788	389	276	498	8	316	2 176	2 372	114	49	108	45	368	3 680	2 416	275	227	390	C		
183	2 999	33 284	31 350	2 388	1 771	2 187	59	1 306	15 101	17 912	947	779	1 029	124	1 693	18 183	13 438	1 441	992	1 158	A	TR81	
159	2 569	29 797	27 981	2 208	1 622	1 940	56	1 116	13 840	16 219	901	757	986	103	1 453	15 957	11 762	1 307	865	954	B		
24	430	3 487	3 369	180	149	247	3	190	1 261	1 693	46	22	43	21	240	2 226	1 676	134	127	204	C		
100	1 909	19 710	18 400	1 283	1 011	1 219	34	887	8 893	11 059	518	495	587	66	1 022	10 817	7 341	765	516	632	A	Zonguldak TR811	
85	1 567	17 018	15 750	1 161	911	1 051	31	723	7 794	9 539	478	473	544	54	844	9 224	6 211	683	438	507	B		
15	342	2 692	2 650	122	100	168	3	164	1 099	1 520	40	22	43	12	178	1 593	1 130	82	78	125	C		
47	606	7 737	7 118	663	439	552	17	266	3 953	4 219	294	181	296	30	340	3 784	2 899	369	258	256	A	Karabük TR812	
45	588	7 617	7 018	653	434	543	17	257	3 903	4 183	288	181	296	28	331	3 714	2 835	365	253	247	B		
2	18	120	100	10	5	9	-	9	50	36	6	-	-	2	9	70	64	4	5	9	C		
36	484	5 837	5 832	442	321	416	8	153	2 255	2 634	135	103	146	28	331	3 582	3 198	307	218	270	A	Bartın TR813	
29	414	5 162	5 213	394	277	346	8	136	2 143	2 497	135	103	146	21	278	3 019	2 716	259	174	200	B		
7	70	675	619	48	44	70	-	17	112	137	-	-	-	7	53	563	482	48	44	70	C		
182	1 854	23 836	22 220	1 837	1 358	1 731	40	695	10 546	12 789	612	433	594	142	1 159	13 290	9 431	1 225	925	1 137	A	TR82	
177	1 820	23 570	22 012	1 814	1 325	1 677	40	680	10 485	12 702	612	433	594	137	1 140	13 085	9 310	1 202	892	1 083	B		
5	34	266	208	23	33	54	-	15	61	87	-	-	-	5	19	205	121	23	33	54	C		
80	832	11 018	10 580	832	600	759	15	300	4 859	6 031	259	182	231	65	532	6 159	4 549	573	418	528	A	Kastamonu TR821	
77	810	10 880	10 444	819	577	719	15	285	4 798	5 944	259	182	231	62	525	6 082	4 500	560	395	488	B		
3	22	138	136	13	23	40	-	15	61	87	-	-	-	3	7	77	49	13	23	40	C		
41	467	5 989	5 117	442	330	433	11	169	2 443	2 676	153	104	158	30	298	3 546	2 441	289	226	275	A	Çankırı TR822	
41	467	5 989	5 117	442	330	433	11	169	2 443	2 676	153	104	158	30	298	3 546	2 441	289	226	275	B		
-	-	-	-	-	-	-	-	-	-	-	-	-	-	-	-	-	-	-	-	-	-	C	
61	555	6 829	6 523	563	428	539	14	226	3 244	4 082	200	147	205	47	329	3 585	2 441	363	281	334	A	Sinop TR823	
59	543	6 701	6 451	553	418	525	14	226	3 244	4 082	200	147	205	45	317	3 457	2 369	353	271	320	B		
2	12	128	72	10	10	14	-	-	-	-	-	-	-	2	12	128	72	10	10	14	C		
465	7 230	101 125	96 538	7 252	4 446	5 904	158	3 304	49 107	54 274	3 071	1 847	2 738	307	3 926	52 018	42 264	4 181	2 599	3 166	A	TR83	
441	7 010	99 022	95 327	7 066	4 352	5 707	153	3 193	48 253	53 682	3 003	1 820	2 673	288	3 817	50 769	41 645	4 063	2 532	3 034	B		
24	220	2 103	1 211	186	94	197	5	111	854	592	68	27	65	19	109	1 249	619	118	67	132	C		
193	3 181	47 202	46 467	3 148	2 279	2 637	74	1 536	23 899	27 280	1 370	1 022	1 262	119	1 645	23 303	19 187	1 778	1 257	1 375	A	Samsun TR831	
179	3 051	45 947	45 602	3 035	2 223	2 511	69	1 451	23 120	26 784	1 302	995	1 197	110	1 600	22 827	18 818	1 733	1 228	1 314	B		
14	130	1 255	865	113	56	126	5	85	779	496	68	27	65	9	45	476	369	45	29	61	C		
103	1 545	22 246	20 691	1 579	778	1 291	31	676	10 045	10 758	634	291	595	72	869	12 201	9 933	945	487	696	A	Tokat TR832	
98	1 503	21 969	20 551	1 552	764	1 263	31	661	10 014	10 722	634	291	595	67	842	11 955	9 829	918	473	668	B		
5	42	277	140	27	14	28	-	15	31	36	-	-	-	5	27	246	104	27	14	28	C		

Note. See explanations for SR 1, SR 2 and SR 3 (Statistical Regions)

(1) Total of teachers includes permanent teaching staff.

## 1.17 İstatistikî Bölge Birimleri Sınıflaması 1., 2. ve 3. düzey ve eğitim seviyesine göre okul, şube, öğrenci, öğretmen ve derslik sayısı (devam)

[2013/14 öğretim yılı]

A. Toplam

B. Şehir

C. Köy

İBS	Okul School	Okul Öncesi - Pre-Primary Education									İlkokul - Primary School						Ortaokul - Junior High School					
		Öğrenci Student			Öğretmen <sup>(1)</sup> Teacher <sup>(1)</sup>			Derslik Class-room	Öğrenci Student			Öğretmen <sup>(1)</sup> Teacher <sup>(1)</sup>			Derslik Class-room	Öğrenci Student			Öğretmen <sup>(1)</sup> Teacher <sup>(1)</sup>			
		Erkek Males	Kadın Females	Toplam	Erkek Males	Kadın Females	Toplam		Erkek Males	Kadın Females	Toplam	Erkek Males	Kadın Females	Toplam		Erkek Males	Kadın Females	Toplam	Erkek Males	Kadın Females	Toplam	
TR833 Çorum	A	195	400	3 321	3 160	11	397	307	284	1 945	16 359	15 404	1 169	819	2 187	148	1 483	17 147	17 571	1 217	983	885
	B	114	272	2 247	2 125	11	331	221	78	1 115	12 801	12 030	906	563	1 233	79	1 145	14 137	14 559	983	782	805
	C	81	128	1 074	1 035	-	66	86	206	830	3 558	3 374	263	256	954	69	338	3 010	3 012	234	201	80
TR834 Amasya	A	157	332	3 235	2 926	14	345	297	138	1 106	9 512	8 837	669	807	1 128	94	919	10 210	10 107	752	738	901
	B	82	207	2 141	1 909	11	280	229	61	762	7 479	6 951	537	595	774	66	738	8 358	8 290	616	615	698
	C	75	125	1 094	1 017	3	65	68	77	344	2 033	1 886	132	212	354	28	181	1 852	1 817	136	123	203
TR9 Doğu Karadeniz	A	979	2 006	17 423	15 954	118	1 888	1 733	987	7 904	74 606	71 178	4 492	4 603	9 148	793	6 974	77 901	77 035	5 626	5 331	5 297
	B	539	1 285	11 337	10 306	91	1 466	1 155	340	4 861	53 121	50 477	3 181	2 992	5 004	379	4 762	57 663	57 592	3 565	3 699	3 599
	C	440	721	6 086	5 648	27	422	578	647	3 043	21 485	20 701	1 311	1 611	4 144	414	2 212	20 238	19 443	2 061	1 632	1 698
TR90	A	979	2 006	17 423	15 954	118	1 888	1 733	987	7 904	74 606	71 178	4 492	4 603	9 148	793	6 974	77 901	77 035	5 626	5 331	5 297
	B	539	1 285	11 337	10 306	91	1 466	1 155	340	4 861	53 121	50 477	3 181	2 992	5 004	379	4 762	57 663	57 592	3 565	3 699	3 599
	C	440	721	6 086	5 648	27	422	578	647	3 043	21 485	20 701	1 311	1 611	4 144	414	2 212	20 238	19 443	2 061	1 632	1 698
TR901 Trabzon	A	307	723	5 906	5 422	36	654	589	257	2 322	22 857	21 946	1 339	1 556	2 883	236	2 087	23 422	23 265	1 828	1 773	1 549
	B	178	471	3 772	3 451	28	472	377	84	1 404	15 359	14 678	907	920	1 394	93	1 300	16 418	16 466	1 033	1 152	1 019
	C	129	252	2 134	1 971	8	182	212	173	918	7 498	7 268	432	636	1 489	143	787	7 004	6 799	795	621	530
TR902 Ordu	A	264	454	4 552	4 201	33	475	430	297	2 368	21 811	20 556	1 349	1 183	2 177	213	1 964	23 217	22 945	1 558	1 382	1 599
	B	133	276	2 876	2 638	24	374	280	101	1 413	15 344	14 372	937	750	1 144	105	1 314	16 752	16 747	1 057	975	925
	C	131	178	1 676	1 563	9	101	150	196	955	6 467	6 184	412	433	1 033	108	650	6 465	6 198	501	407	674
TR903 Giresun	A	167	329	2 954	2 640	21	283	271	157	1 179	11 377	10 974	682	613	1 326	130	1 102	12 542	12 118	864	771	792
	B	92	215	1 945	1 725	16	237	191	53	729	8 440	8 173	511	411	738	69	804	9 739	9 397	578	562	683
	C	75	114	1 009	915	5	46	80	104	450	2 937	2 801	171	202	588	61	298	2 803	2 721	286	209	109
TR904 Rize	A	118	277	2 176	1 994	14	259	228	98	964	9 532	9 130	605	707	1 456	100	974	10 282	10 493	666	745	617
	B	67	173	1 448	1 320	14	215	166	50	727	7 791	7 459	461	529	1 003	55	750	8 382	8 737	466	571	449
	C	51	104	728	674	-	44	62	48	237	1 741	1 671	144	178	453	45	224	1 900	1 756	200	174	168
TR905 Artvin	A	68	127	1 119	1 024	5	130	109	68	530	4 395	4 241	278	314	756	65	487	4 730	4 713	377	377	298
	B	40	83	765	667	4	104	77	28	344	3 319	3 151	209	235	464	32	331	3 473	3 507	198	241	206
	C	28	44	354	357	1	26	32	40	186	1 076	1 090	69	79	292	33	156	1 257	1 206	179	136	92
TR906 Gümüşhane	A	55	96	716	673	9	87	106	110	541	4 634	4 331	239	230	550	49	360	3 708	3 501	333	283	442
	B	29	67	531	505	5	64	64	24	244	2 868	2 644	156	147	261	25	263	2 899	2 738	233	198	317
	C	26	29	185	168	4	23	42	86	297	1 667	1 687	83	83	289	24	97	809	763	100	85	125
TRA Kuzeydoğu Anadolu	A	1 309	1 980	16 891	15 348	135	1 660	1 650	2 330	12 880	103 886	102 162	4 730	5 299	10 332	917	7 654	104 216	103 686	5 611	5 261	5 779
	B	698	1 182	10 170	9 337	74	1 032	852	438	4 804	56 324	54 862	2 608	3 096	4 354	398	4 811	70 120	69 155	3 563	3 512	3 671
	C	611	798	6 721	6 011	61	628	798	1 892	8 076	47 562	47 300	2 122	2 203	5 978	519	2 843	34 096	34 531	2 048	1 749	2 108
TRA1	A	564	906	7 610	6 805	49	816	789	1 047	5 851	42 285	41 285	2 315	2 571	4 427	420	3 472	42 566	43 391	2 891	2 597	3 096
	B	302	553	4 625	4 220	26	594	476	258	2 611	27 016	25 995	1 471	1 750	2 383	205	2 439	32 142	32 777	2 011	1 908	2 067
	C	262	353	2 985	2 585	23	222	313	789	3 240	15 269	15 290	844	821	2 044	215	1 033	10 424	10 614	880	689	1 029
TRA11 Erzurum	A	407	643	5 488	4 869	41	559	545	835	4 573	33 110	32 501	1 697	1 918	3 282	313	2 620	33 071	33 836	2 167	1 907	2 049
	B	203	367	3 107	2 826	20	407	318	200	2 018	21 060	20 255	1 076	1 352	1 786	147	1 861	25 224	25 712	1 539	1 414	1 374
	C	204	276	2 381	2 043	21	152	227	635	2 555	12 050	12 246	621	566	1 496	166	759	7 847	8 124	628	493	675
TRA12 Erzincan	A	110	196	1 597	1 454	6	191	179	124	830	6 625	6 322	447	480	866	74	597	6 851	7 011	505	498	635
	B	73	145	1 184	1 070	4	143	117	41	437	4 514	4 323	287	295	469	40	401	5 002	5 193	325	365	437
	C	37	51	413	384	2	48	62	83	393	2 111	1 999	160	185	397	34	196	1 849	1 818	180	133	198
TRA13 Bayburt	A	47	67	525	482	2	66	65	88	448	2 550	2 462	171	173	279	33	255	2 644	2 544	219	192	412
	B	26	41	334	324	2	44	41	17	156	1 442	1 417	108	103	128	18	177	1 916	1 872	147	129	256
	C	21	26	191	158	-	22	24	71	292	1 108	1 045	63	70	151	15	78	728	672	72	63	156
TRA2	A	745	1 074	9 281	8 543	86	844	861	1 283	7 029	61 601	60 877	2 415	2 728	5 905	497	4 182	61 650	60 295	2 720	2 664	2 683
	B	396	629	5 545	5 117	48	438	376	180	2 193	29 308	28 867	1 137	1 346	1 971	193	2 372	37 978	36 378	1 552	1 604	1 604
	C	349	445	3 736	3 426	38	406	485	1 103	4 836	32 293	32 010	1 278	1 382	3 934	304	1 810	23 672	23 917	1 168	1 060	1 079
TRA21 Ağrı	A	322	466	4 520	4 036	53	328	355	649	3 677	34 426	34 879	1 244	1 220	3 070	205	2 054	34 805	34 676	1 145	1 119	924
	B	161	264	2 694	2 419	30	182	159	79	1 168	17 178	17 180	565	638	1 058	85	1 280	23 172	22 188	769	751	705
	C	161	202	1 826	1 617	23	146	196	570	2 509	17 248	17 699	679	582	2 012	120	774	11 633	12 488	376		



1.17 Number of schools, divisions, students, teachers and classrooms by Statistical Regions Levels 1, 2, and 3 and level of education(continued)

[The educational year 2013/14]

A. Total		B. City					C. Village																
Ortaöğretim												Secondary Education											
Ortaöğretim toplamı Total of secondary education						Genel Ortaöğretim General Secondary Education						Mesleki ve Teknik Ortaöğretim Vocational and Technical Secondary Education											
Öğrenci Student			Öğretmen <sup>(1)</sup> Teacher <sup>(1)</sup>			Öğrenci Student			Öğretmen <sup>(1)</sup> Teacher <sup>(1)</sup>			Öğrenci Student			Öğretmen <sup>(1)</sup> Teacher <sup>(1)</sup>			Derslik Class-room					
Okul School	Şube Division	Erkek Males	Kadın Females	Erkek Males	Kadın Females	Derslik Class-room	Okul School	Şube Division	Erkek Males	Kadın Females	Erkek Males	Kadın Females	Derslik Class-room	Okul School	Şube Division	Erkek Males	Kadın Females	Erkek Males	Kadın Females	Derslik Class-room	SR		
95	1 514	19 341	18 061	1 558	828	1 156	33	707	9 687	10 330	703	338	540	62	807	9 654	7 731	855	490	616	A	Çorum TR833	
93	1 492	19 180	17 979	1 539	816	1 137	33	704	9 682	10 315	703	338	540	60	788	9 498	7 664	836	478	597	B		
2	22	161	82	19	12	19	-	3	5	15	-	-	-	2	19	156	67	19	12	19	C		
74	990	12 336	11 319	967	561	820	20	385	5 476	5 906	364	196	341	54	605	6 860	5 413	603	365	479	A	Amasya TR834	
71	964	11 926	11 195	940	549	796	20	377	5 437	5 861	364	196	341	51	587	6 489	5 334	576	353	455	B		
3	26	410	124	27	12	24	-	8	39	45	-	-	-	3	18	371	79	27	12	24	C		
536	6 976	95 648	91 362	7 112	5 001	6 699	170	2 964	42 353	47 371	2 826	1 884	2 698	366	4 012	53 295	43 991	4 286	3 117	4 001	A	East Black Sea TR9	
482	6 403	90 691	86 502	6 555	4 640	6 163	149	2 650	39 839	44 136	2 522	1 707	2 454	333	3 753	50 852	42 366	4 033	2 933	3 709	B		
54	573	4 957	4 860	557	361	536	21	314	2 514	3 235	304	177	244	33	259	2 443	1 625	253	184	292	C		
536	6 976	95 648	91 362	7 112	5 001	6 699	170	2 964	42 353	47 371	2 826	1 884	2 698	366	4 012	53 295	43 991	4 286	3 117	4 001	A	TR90	
482	6 403	90 691	86 502	6 555	4 640	6 163	149	2 650	39 839	44 136	2 522	1 707	2 454	333	3 753	50 852	42 366	4 033	2 933	3 709	B		
54	573	4 957	4 860	557	361	536	21	314	2 514	3 235	304	177	244	33	259	2 443	1 625	253	184	292	C		
143	2 266	29 445	28 286	2 148	1 529	1 897	49	1 078	13 810	14 587	954	615	787	94	1 188	15 635	13 699	1 194	914	1 110	A	Trabzon TR901	
123	2 021	27 531	26 462	1 910	1 357	1 706	39	930	12 807	13 482	822	528	706	84	1 091	14 724	12 980	1 088	829	1 000	B		
20	245	1 914	1 824	238	172	191	10	148	1 003	1 105	132	87	81	10	97	911	719	106	85	110	C		
122	1 377	24 102	23 781	1 868	1 231	1 574	39	506	9 418	11 652	712	443	656	83	871	14 684	12 129	1 156	788	918	A	Ordu TR902	
102	1 180	22 293	21 631	1 679	1 115	1 348	34	422	8 547	10 248	605	386	567	68	758	13 746	11 383	1 074	729	781	B		
20	197	1 809	2 150	189	116	226	5	84	871	1 404	107	57	89	15	113	938	746	82	59	137	C		
108	1 286	16 154	14 866	1 370	859	1 285	31	516	7 040	7 835	484	310	473	77	770	9 114	7 031	886	549	812	A	Giresun TR903	
105	1 268	16 013	14 717	1 343	840	1 269	29	503	6 969	7 730	470	297	457	76	765	9 044	6 987	873	543	812	B		
3	18	141	149	27	19	16	2	13	71	105	14	13	16	1	5	70	44	13	6	-	C		
79	1 136	15 143	13 855	904	785	1 027	27	474	6 463	7 364	370	313	432	52	662	8 680	6 491	534	472	595	A	Rize TR904	
75	1 096	14 734	13 502	860	771	984	25	446	6 211	7 030	339	305	400	50	650	8 523	6 472	521	466	584	B		
4	40	409	353	44	14	43	2	28	252	334	31	8	32	2	12	157	19	13	6	11	C		
51	545	6 138	5 905	442	394	540	14	235	3 156	3 631	163	140	211	37	310	2 982	2 274	279	254	329	A	Artvin TR905	
45	482	5 520	5 576	393	363	490	13	204	2 905	3 399	153	137	195	32	278	2 615	2 177	240	226	295	B		
6	63	618	329	49	31	50	1	31	251	232	10	3	16	5	32	367	97	39	28	34	C		
33	366	4 666	4 669	380	203	376	10	155	2 466	2 302	143	63	139	23	211	2 200	2 367	237	140	237	A	Gümüşhane TR906	
32	356	4 600	4 614	370	194	366	9	145	2 400	2 247	133	54	129	23	211	2 200	2 367	237	140	237	B		
1	10	66	55	10	9	10	1	10	66	55	10	9	10	-	-	-	-	-	-	-	-	C	
365	5 382	83 187	70 577	4 321	3 252	4 317	129	2 840	46 648	40 437	2 029	1 410	2 197	236	2 542	36 539	30 140	2 292	1 842	2 120	A	Northeast Anatolia TRA	
348	5 220	81 998	69 853	4 212	3 157	4 169	127	2 720	45 873	39 952	2 009	1 398	2 172	221	2 500	36 125	29 901	2 203	1 759	1 997	B		
17	162	1 189	724	109	95	148	2	120	775	485	20	12	25	15	42	414	239	89	83	123	C		
201	2 839	42 850	36 714	2 618	1 760	2 402	65	1 451	24 241	21 007	1 175	731	1 116	136	1 388	18 609	15 707	1 443	1 029	1 286	A	TRA1	
189	2 718	41 944	36 171	2 538	1 694	2 285	64	1 358	23 629	20 614	1 166	726	1 103	125	1 360	18 315	15 557	1 372	968	1 182	B		
12	121	906	543	80	66	117	1	93	612	393	9	5	13	11	28	294	150	71	61	104	C		
126	1 900	30 745	26 069	1 789	1 226	1 616	42	1 011	17 850	15 054	817	517	756	84	889	12 895	11 015	972	709	860	A	Erzurum TRA11	
120	1 827	30 214	25 766	1 745	1 187	1 548	42	960	17 540	14 859	817	517	756	78	867	12 674	10 907	928	670	792	B		
6	73	531	303	44	39	68	-	51	310	195	-	-	-	6	22	221	108	44	39	68	C		
57	705	8 731	7 689	617	414	563	18	324	4 564	4 314	270	171	262	39	381	4 167	3 375	347	243	301	A	Erzincan TRA12	
52	669	8 419	7 492	587	391	522	17	292	4 308	4 147	261	166	249	35	377	4 111	3 345	326	225	273	B		
5	36	312	197	30	23	41	1	32	256	167	9	5	13	4	4	56	30	21	18	28	C		
18	234	3 374	2 956	212	120	223	5	116	1 827	1 639	88	43	98	13	118	1 547	1 317	124	77	125	A	Bayburt TRA13	
17	222	3 311	2 913	206	116	215	5	106	1 781	1 608	88	43	98	12	116	1 530	1 305	118	73	117	B		
1	12	63	43	6	4	8	-	10	46	31	-	-	-	1	2	17	12	6	4	8	C		
164	2 543	40 337	33 863	1 703	1 492	1 915	64	1 389	22 407	19 430	854	679	1 081	100	1 154	17 930	14 433	849	813	834	A	TRA2	
159	2 502	40 054	33 682	1 674	1 463	1 884	63	1 362	22 244	19 338	843	672	1 069	96	1 140	17 810	14 344	831	791	815	B		
5	41	283	181	29	29	31	1	27	163	92	11	7	12	4	14	120	89	18	22	19	C		
57	1 043	18 890	14 085	651	492	691	23	563	10 636	7 599	337	228	441	34	480	8 254	6 486	314	264	250	A	Ağrı TRA21	
56	1 043	18 890	14 085	651	492	691	23	563	10 636	7 599	337	228	441	33	480	8 254	6 486	314	264	250	B		
1	-	-	-	-	-	-	-	-	-	-	-	-	-	1	-	-	-	-	-	-	-	C	
48	654	10 249	8 803	462	450	541	20	377	5 785	5 533	243	205	289	28	277	4 464	3 270	219	245	252	A	Kars TRA22	
46	638	10 112	8 736	450	439	519	19	362	5 677	5 484	233	201	277	27	276	4 435	3 252	217	238	242	B		
2	16	137	67	12	11	22	1	15	108	49	10	4	12	1	1	29	18	2	7	10	C		
31	533	7 207	7 381	378	310	381	14	316	4 221	4 508	210	177	235	17	217	2 986	2 873	168	133	146	A	İğdır TRA23	
30	523	7 134	7 331	366	303	372	14	313	4 203	4 494	210	177	235	16	210	2 931	2 837	156	126	137	B		
1	10	73	50	12	7	9	-	3	18	14	-	-	-	1	7	55	36	12	7	9	C		
28	313	3 991	3 594	212	240	302	7	133	1 765	1 790	64	69	116	21	180	2 226	1 804	148	171	186	A	Ardahan TRA24	
27	298	3 918	3 530	207	229	302	7	124	1 728	1 761	63	66	116	20	174	2 190	1 769	144	163	186	B		
1	15	73	64	5	11	-	-	9	37	29	1	3	-	1	6	36	35	4	8	-	C		

Note. See explanations for SR 1, SR 2 and SR 3 (Statistical Regions)

## 1.17 İstatistikî Bölge Birimleri Sınıflaması 1. , 2. ve 3. düzey ve eğitim seviyesine göre okul, şube, öğrenci, öğretmen ve derslik sayısı (devam)

[2013/14 öğretim yılı]

A. Toplam

B. Şehir

C. Köy

İBBS		Okul Öncesi - Pre-Primary Education									İlkokul - Primary School						Ortaokul - Junior High School						
		Öğrenci Student			Öğretmen <sup>(1)</sup> Teacher <sup>(1)</sup>			Öğrenci Student			Öğretmen <sup>(1)</sup> Teacher <sup>(1)</sup>			Öğrenci Student			Öğretmen <sup>(1)</sup> Teacher <sup>(1)</sup>						
		Okul School	Şube Division	Erkek Males	Kadın Females	Erkek Males	Kadın Females	Derslik Class-room	Okul School	Şube Division	Erkek Males	Kadın Females	Derslik Class-room	Okul School	Şube Division	Erkek Males	Kadın Females	Derslik Class-room	Okul School	Şube Division	Erkek Males	Kadın Females	Derslik Class-room
TRB	Orta Doğu Anadolu	A	1 929	3 627	32 285	29 580	401	2 894	2 818	3 103	17 595	187 807	181 833	8 731	8 178	16 461	1 218	10 886	181 379	181 159	9 341	7 650	6 560
		B	1 001	2 188	19 601	17 886	248	1 946	1 606	590	6 719	103 831	98 711	5 266	4 866	7 891	648	6 830	117 577	115 551	6 269	5 173	4 295
		C	928	1 439	12 684	11 694	153	948	1 212	2 513	10 876	83 976	83 122	3 465	3 312	8 570	570	4 056	63 802	65 608	3 072	2 477	2 265
	TRB1	A	660	1 462	12 736	11 485	140	1 364	1 197	992	6 982	62 379	59 658	4 017	3 441	5 810	470	4 674	61 442	60 700	3 959	3 548	3 017
		B	384	1 016	8 926	8 050	103	1 083	813	263	3 739	44 671	42 500	2 757	2 346	3 026	263	3 394	46 961	46 234	2 901	2 682	2 290
		C	276	446	3 810	3 435	37	281	384	729	3 243	17 708	17 158	1 260	1 095	2 784	207	1 280	14 481	14 466	1 058	866	727
	TRB11 Malatya	A	290	660	5 934	5 440	71	659	541	418	3 046	28 299	27 225	1 898	1 757	2 587	226	2 170	28 473	27 499	1 960	1 741	1 487
		B	168	443	3 970	3 676	45	517	374	111	1 634	20 194	19 421	1 233	1 185	1 296	120	1 532	21 489	20 685	1 437	1 317	1 124
		C	122	217	1 964	1 764	26	142	167	307	1 412	8 105	7 804	665	572	1 291	106	638	6 984	6 814	523	424	363
	TRB12 Elazığ	A	212	485	4 252	3 718	35	459	378	256	2 152	20 710	19 665	1 302	1 030	1 687	129	1 483	19 977	19 958	1 177	1 159	894
		B	122	352	3 109	2 698	30	385	270	90	1 403	16 317	15 365	1 014	749	1 036	79	1 171	16 498	16 364	917	923	721
		C	90	133	1 143	1 020	5	74	108	166	749	4 393	4 300	288	281	651	50	312	3 479	3 594	260	236	173
	TRB13 Bingöl	A	133	242	1 926	1 764	29	166	213	285	1 567	11 630	11 171	674	504	1 276	89	824	11 193	11 452	647	451	480
		B	75	152	1 267	1 152	24	112	117	45	548	6 703	6 352	387	287	508	47	537	7 498	7 712	411	300	313
		C	58	90	659	612	5	54	96	240	1 019	4 927	4 819	287	217	768	42	287	3 695	3 740	236	151	167
	TRB14 Tunceli	A	25	75	624	563	5	80	65	33	217	1 740	1 597	143	150	260	26	197	1 799	1 791	175	197	156
		B	19	69	580	524	4	69	52	17	154	1 457	1 362	123	125	186	17	154	1 476	1 473	136	142	132
		C	6	6	44	39	1	11	13	16	63	283	235	20	25	74	9	43	323	318	39	55	24
	TRB2	A	1 269	2 165	19 549	18 095	261	1 530	1 621	2 111	10 613	125 428	122 175	4 714	4 737	10 651	748	6 212	119 937	120 459	5 382	4 102	3 543
		B	617	1 172	10 675	9 836	145	863	793	327	2 980	59 160	56 211	2 509	2 520	4 865	385	3 436	70 616	69 317	3 368	2 491	2 005
		C	652	993	8 874	8 259	116	667	828	1 784	7 633	66 268	65 964	2 205	2 217	5 786	363	2 776	49 321	51 142	2 014	1 611	1 538
	TRB21 Van	A	670	1 220	11 352	10 619	151	788	864	897	3 965	64 742	62 980	2 359	2 433	5 216	327	2 333	62 057	61 707	2 523	1 948	1 598
		B	319	643	6 123	5 720	84	461	426	151	953	32 215	30 566	1 301	1 350	2 544	184	1 275	38 563	37 511	1 694	1 264	996
		C	351	577	5 229	4 899	67	327	438	746	3 012	32 527	32 414	1 058	1 083	2 672	143	1 058	23 494	24 196	829	684	602
	TRB22 Muş	A	271	399	3 638	3 309	44	329	320	453	2 555	25 929	25 860	971	1 005	2 284	191	1 615	25 225	25 440	1 152	929	842
		B	133	222	1 952	1 736	18	141	123	60	675	9 361	9 096	401	409	771	73	758	11 098	12 846	596	452	328
		C	138	177	1 686	1 573	26	188	197	393	1 880	16 568	16 764	570	596	1 513	118	857	14 127	12 594	556	477	514
	TRB23 Bilecik	A	232	364	3 122	2 881	40	278	291	466	2 422	19 238	18 432	869	815	2 062	149	1 324	19 492	19 538	1 081	736	741
		B	118	204	1 749	1 626	23	167	150	75	759	9 381	8 776	479	470	976	83	830	13 236	11 064	685	465	480
		C	114	160	1 373	1 255	17	111	141	391	1 663	9 857	9 656	390	345	1 086	66	494	6 256	8 474	396	271	261
	TRB24 Hakkari	A	96	182	1 437	1 286	26	135	146	295	1 671	15 519	14 903	515	484	1 089	81	940	13 163	13 774	626	489	362
		B	47	103	851	754	20	94	94	41	593	8 203	7 773	328	291	574	45	573	7 719	7 896	393	310	201
		C	49	79	586	532	6	41	52	254	1 078	7 316	7 130	187	193	515	36	367	5 444	5 878	233	179	161
	TRC Güneydoğu Anadolu	A	3 644	7 685	74 284	67 866	759	6 186	5 691	5 197	38 602	466 948	452 898	19 116	17 448	31 006	2 187	25 544	426 139	421 124	18 129	14 752	13 182
		B	1 914	4 584	44 651	40 763	445	4 140	3 261	1 024	19 508	314 856	303 423	12 091	11 572	15 959	1 011	17 344	303 908	296 254	12 468	10 646	9 611
		C	1 730	3 101	29 633	27 103	314	2 046	2 430	4 173	19 094	152 092	149 475	7 025	5 876	15 047	1 176	8 200	122 231	124 870	5 661	4 106	3 571
	TRC1	A	867	2 253	20 483	18 536	181	1 926	1 607	1 200	10 828	129 340	124 418	5 592	5 431	7 923	569	7 574	117 325	114 528	5 422	4 839	5 075
		B	491	1 427	12 838	11 681	117	1 601	1 207	350	7 187	108 412	104 524	4 219	4 553	5 396	356	6 234	100 281	97 851	4 334	4 203	4 189
		C	376	826	7 645	6 855	64	325	400	850	3 641	20 928	19 894	1 373	878	2 527	213	1 340	17 044	16 677	1 088	636	886
	TRC11 Gaziantep	A	487	1 569	14 667	13 105	106	1 309	1 077	552	6 987	96 458	92 935	3 625	4 015	5 559	310	5 210	85 404	83 234	3 207	3 502	3 241
		B	278	986	8 977	8 074	74	1 166	902	229	5 561	86 883	83 873	3 109	3 653	4 403	227	4 677	78 263	76 420	2 844	3 272	2 918
		C	209	583	5 690	5 031	32	143	175	323	1 426	9 575	9 062	516	562	1 156	83	533	7 141	6 814	363	230	323
	TRC12 Adıyaman	A	307	557	4 750	4 446	67	513	437	547	3 228	26 993	25 915	1 687	1 142	2 065	221	2 005	26 730	25 863	1 912	1 083	1 296
		B	172	362	3 170	3 019	39	352	245	94	1 315	17 209	16 538	930	678	823	102	1 272	17 810	17 138	1 248	723	864
		C	135	195	1 580	1 427	28	161	192	453	1 913	9 784	9 377	757	464	1 242	119	733	8 920	8 725	664	360	432
	TRC13 Kilis	A	73	127	1 066	985	8	104	93	101	613	5 889	5 568	280	274	299	38	359	5 191	5 431	303	254	538
		B	41	79	691	628	4	83	60	27	311	4 320	4 113	180	222	170	27	285	4 208	4 293	242	208	407
		C	32	48	375	357	4	21	33	74	302	1 569	1 455	100	52	129	11	74	983	1 138	61	46	131
	TRC2	A	1 688	3 396	34 957	31 923	359	2 641	2 449	2 347	16 526	207 153	202 568	8 133	7 454	13 865							

1.17 Number of schools, divisions, students, teachers and classrooms by Statistical Regions Levels 1, 2, and 3 and level of education(continued)

[The educational year 2013/14]

A. Total		B. City					C. Village					Secondary Education										SR				
Ortaöğretim																										
		Ortaöğretim toplamı Total of secondary education					Genel Ortaöğretim General Secondary Education					Mesleki ve Teknik Ortaöğretim Vocational and Technical Secondary Education														
Okul School	Şube Division	Öğrenci Student		Öğretmen <sup>(1)</sup> Teacher <sup>(1)</sup>		Derslik Class-room	Okul School	Şube Division	Öğrenci Student		Öğretmen <sup>(1)</sup> Teacher <sup>(1)</sup>		Derslik Class-room	Okul School	Şube Division	Öğrenci Student		Öğretmen <sup>(1)</sup> Teacher <sup>(1)</sup>		Derslik Class-room						
		Erkek Males	Kadın Females	Erkek Males	Kadın Females				Erkek Males	Kadın Females	Erkek Males	Kadın Females				Erkek Males	Kadın Females									
580	7 879	160 311	128 891	8 223	4 951	7 365	196	4 253	92 470	71 468	3 674	2 058	3 260	384	3 626	67 841	57 423	4 549	2 893	4 105	A	Centraleast Anatolia TRB				
530	7 274	152 437	123 965	7 693	4 623	6 753	180	3 848	88 193	68 439	3 424	1 935	3 048	350	3 426	64 244	55 526	4 269	2 688	3 705	B					
50	605	7 874	4 926	530	328	612	16	405	4 277	3 029	250	123	212	34	200	3 597	1 897	280	205	400	C					
292	3 329	73 882	65 100	4 751	2 700	3 691	106	1 906	43 514	39 450	2 122	1 154	1 730	186	1 423	30 368	25 650	2 629	1 546	1 961	A	TRB1				
267	3 052	70 937	62 725	4 444	2 535	3 340	93	1 671	41 100	37 418	1 922	1 057	1 550	174	1 381	29 837	25 307	2 522	1 478	1 790	B					
25	277	2 945	2 375	307	165	351	13	235	2 414	2 032	200	97	180	12	42	531	343	107	68	171	C					
134	841	34 700	30 670	2 299	1 296	1 754	49	472	20 166	18 804	997	564	782	85	369	14 534	11 866	1 302	732	972	A	Malatya TRB11				
113	636	32 502	28 870	2 057	1 170	1 452	38	297	18 281	17 239	820	483	627	75	339	14 221	11 631	1 237	687	825	B					
21	205	2 198	1 800	242	126	302	11	175	1 885	1 565	177	81	155	10	30	313	235	65	45	147	C					
92	1 655	24 663	22 327	1 685	889	1 201	35	977	14 568	13 694	793	390	590	57	678	10 095	8 633	892	499	611	A	Elazığ TRB12				
89	1 594	24 045	21 848	1 632	858	1 164	34	928	14 168	13 323	782	382	577	55	666	9 877	8 525	850	476	587	B					
3	61	618	479	53	31	37	1	49	400	371	11	8	13	2	12	218	108	42	23	24	C					
38	605	12 060	10 023	560	329	498	13	306	7 049	5 384	234	127	233	25	299	5 011	4 639	326	202	265	A	Bingöl TRB13				
38	605	12 060	10 023	560	329	498	13	306	7 049	5 384	234	127	233	25	299	5 011	4 639	326	202	265	B					
-	-	-	-	-	-	-	-	-	-	-	-	-	-	-	-	-	-	-	-	-	-	C				
28	228	2 459	2 080	207	186	238	9	151	1 731	1 568	98	73	125	19	77	728	512	109	113	113	A	Tunceli TRB14				
27	217	2 330	1 984	195	178	226	8	140	1 602	1 472	86	65	113	19	77	728	512	109	113	113	B					
1	11	129	96	12	8	12	1	11	129	96	12	8	12	-	-	-	-	-	-	-	-	C				
288	4 550	86 429	63 791	3 472	2 251	3 674	90	2 347	48 956	32 018	1 552	904	1 530	198	2 203	37 473	31 773	1 920	1 347	2 144	A	TRB2				
263	4 222	81 500	61 240	3 249	2 088	3 413	87	2 177	47 093	31 021	1 502	878	1 498	176	2 045	34 407	30 219	1 747	1 210	1 915	B					
25	328	4 929	2 551	223	163	261	3	170	1 863	997	50	26	32	22	158	3 066	1 554	173	137	229	C					
130	2 215	41 782	31 997	1 786	1 013	1 958	42	1 196	24 146	15 423	844	392	827	88	1 019	17 636	16 574	942	621	1 131	A	Van TRB21				
113	2 015	38 336	30 501	1 638	908	1 786	40	1 091	22 853	14 787	807	377	811	73	924	15 483	15 714	831	531	975	B					
17	200	3 446	1 496	148	105	172	2	105	1 293	636	37	15	16	15	95	2 153	860	111	90	156	C					
59	816	15 700	10 570	642	469	653	16	278	6 911	4 678	200	127	217	43	538	8 789	5 892	442	342	436	A	Muş TRB22				
55	746	14 981	9 916	593	438	585	15	246	6 640	4 419	187	116	201	40	500	8 341	5 497	406	322	384	B					
4	70	719	654	49	31	68	1	32	271	259	13	11	16	3	38	448	395	36	20	52	C					
59	759	15 392	10 331	635	383	658	19	380	9 254	5 486	297	154	320	40	379	6 138	4 845	338	229	338	A	Bitlis TRB23				
59	759	15 392	10 331	635	383	658	19	380	9 254	5 486	297	154	320	40	379	6 138	4 845	338	229	338	B					
-	-	-	-	-	-	-	-	-	-	-	-	-	-	-	-	-	-	-	-	-	-	C				
40	760	13 555	10 893	409	386	405	13	493	8 645	6 431	211	231	166	27	267	4 910	4 462	198	155	239	A	Hakkari TRB24				
36	702	12 791	10 492	383	359	384	13	460	8 346	6 329	211	231	166	23	242	4 445	4 163	172	128	218	B					
4	58	764	401	26	27	21	-	33	299	102	-	-	-	4	25	465	299	26	27	21	C					
916	17 579	359 857	282 575	14 523	8 492	12 633	327	9 854	223 860	165 254	6 485	3 306	5 759	589	7 725	135 997	117 321	8 038	5 186	6 874	A	Southeast Anatolia TRC				
843	16 628	346 454	272 452	13 846	8 066	11 846	319	9 386	217 857	160 471	6 358	3 259	5 633	524	7 260	128 597	111 981	7 488	4 807	6 213	B					
73	951	13 403	10 123	677	426	787	8	486	6 003	4 783	127	47	126	65	465	7 400	5 340	550	379	661	C					
318	5 935	104 680	91 990	5 065	2 925	4 365	114	3 213	62 353	52 013	2 279	1 130	2 101	204	2 722	42 327	39 977	2 786	1 795	2 264	A	TRC1				
299	5 722	102 516	90 060	4 929	2 864	4 212	113	3 083	61 419	50 943	2 266	1 127	2 091	186	2 639	41 097	39 117	2 663	1 737	2 121	B					
19	213	2 164	1 930	136	61	153	1	130	934	1 070	13	3	10	18	83	1 230	860	123	58	143	C					
206	3 927	70 342	61 970	3 024	2 055	2 918	82	2 163	43 077	35 306	1 470	848	1 485	124	1 764	27 265	26 664	1 554	1 207	1 433	A	Gaziantep TRC11				
199	3 867	69 704	61 325	2 988	2 038	2 858	81	2 130	42 826	34 920	1 457	845	1 475	118	1 737	26 878	26 405	1 531	1 193	1 383	B					
7	60	638	645	36	17	60	1	33	251	386	13	3	10	6	27	387	259	23	14	50	C					
90	1 680	28 806	24 975	1 727	690	1 162	27	918	16 592	13 914	707	233	512	63	762	12 214	11 061	1 020	457	650	A	Adıyaman TRC12				
78	1 527	27 280	23 690	1 627	646	1 069	27	821	15 909	13 230	707	233	512	51	706	11 371	10 460	920	413	557	B					
12	153	1 526	1 285	100	44	93	-	97	683	684	-	-	-	12	56	843	601	100	44	93	C					
22	328	5 532	5 045	314	180	285	5	132	2 684	2 793	102	49	104	17	196	2 848	2 252	212	131	181	A	Kilis TRC13				
22	328	5 532	5 045	314	180	285	5	132	2 684	2 793	102	49	104	17	196	2 848	2 252	212	131	181	B					
-	-	-	-	-	-	-	-	-	-	-	-	-	-	-	-	-	-	-	-	-	-	C				
335	6 797	147 810	111 803	5 432	3 271	4 665	126	3 848	90 778	64 454	2 350	1 285	2 146	209	2 949	57 032	47 349	3 082	1 986	2 519	A	TRC2				
308	6 379	140 614	106 859	5 091	3 075	4 297	119	3 642	87 435	62 102	2 236	1 241	2 030	189	2 737	53 179	44 757	2 855	1 834	2 267	B					
27	418	7 196	4 944	341	196	368	7	206	3 343	2 352	114	44	116	20	212	3 853	2 592	227	152	252	C					
187	3 500	75 080	52 125	2 682	1 654	2 770	72	1 987	45 615	28 471	1 332	731	1 340	115	1 513	29 465	23 654	1 350	923	1 430	A	Şanlıurfa TRC21				
165	3 180	69 098	48 439	2 412	1 499	2 469	67	1 844	43 030	26 791	1 249	694	1 245	98	1 336	26 068	21 648	1 163	805	1 224	B					
22	320	5 982	3 686	270	155	301	5	143	2 585	1 680	83	37	95	17	177	3 397	2 006	187	118	206	C					
148	3 297	72 730	59 678	2 750	1 617	1 895	54	1 861	45 163	35 983	1 018	554	806	94	1 436	27 567	23 695	1 732	1 063	1 089	A	Diyarbakır TRC22				
143	3 199	71 516	58 420	2 679	1 576	1 828	52	1 798	44 405	35 311	987	547	785	91	1 401	27 111	23 109	1 692	1 029	1 043	B					
5	98	1 214	1 258	71	41	67	2	63	758	672	31	7	21	3	35	456	586	40	34	46	C					
263	4 847	107 367	78 782	4 026	2 296	3 603	87	2 793	70 729	48 787	1 856	891	1 512	176	2 054	36 638	29 995	2 170	1 405	2 091	A	TRC3				
236	4 527	103 324	75 533	3 826	2 127																					

## 1.18 Eğitim kurumlarının kademelere göre okul, öğrenci, öğretmen ve derslik sayısı

Number of schools, students, teachers and classrooms in education institutions by level of education  
[2013/14 Öğretim yılı - The educational year 2013/14]

Eğitim kademesi (Level of education)	Okul/ Kurum School/	Öğrenci Sayısı			Öğretmen Sayısı			Derslik Classroom
		Toplam Total	Erkek Males	Kadın Females	Toplam Total	Erkek Males	Kadın Females	
<b>Genel toplam - General total</b>	<b>75 856</b>	<b>26 024 941</b>	<b>13 302 072</b>	<b>12 722 869</b>	<b>983 423</b>	<b>466 277</b>	<b>517 146</b>	<b>649 469</b>
<b>Örgün eğitim toplamı</b> Total of formal education	<b>61 936</b>	<b>17 532 988</b>	<b>9 027 343</b>	<b>8 505 645</b>	<b>873 747</b>	<b>405 496</b>	<b>468 251</b>	<b>562 882</b>
<b>Örgün Eğitim (Resmi)</b> Formal education (Public)	<b>55 224</b>	<b>15 228 934</b>	<b>7 825 357</b>	<b>7 403 577</b>	<b>789 244</b>	<b>378 919</b>	<b>410 325</b>	<b>507 725</b>
<b>Örgün Eğitim (Özel)</b> Formal education (Private)	<b>6 710</b>	<b>698 912</b>	<b>371 136</b>	<b>327 776</b>	<b>84 503</b>	<b>26 577</b>	<b>57 926</b>	<b>55 157</b>
<b>Örgün Eğitim (Açıköğretim)</b> Formal education (Open education)	<b>2</b>	<b>1 605 142</b>	<b>830 850</b>	<b>774 292</b>	-	-	-	-
<b>Okul öncesi eğitim</b> Pre-primary education	<b>5 430</b>	<b>1 059 495</b>	<b>555 194</b>	<b>504 301</b>	<b>25 858</b>	<b>1 709</b>	<b>24 149</b>	<b>50 466</b>
<b>Okul öncesi eğitim (resmi)</b> Pre-primary education (public)	2 196	923 590	483 379	440 211	13 127	1 205	11 922	37 387
<b>Anaokulu - Kindergarten</b>	2 087	239 217	125 059	114 158	12 603	1 204	11 399	8 362
<b>Anasınıfı -Nursery-Class</b>	20 575 <sup>(1)</sup>	677 923	354 988	322 935	35 206 <sup>(2)</sup>	1 638 <sup>(2)</sup>	33 568 <sup>(2)</sup>	28 580
<b>657 S.K.191. Mad. göre açılan kurumlar</b> Institutions opened in accordance with Law no. 657 article 191	109	6 450	3 332	3 118	524	1	523	445
<b>Okul öncesi eğitim (özel)</b> Pre-primary education (private)	3 234	135 905	71 815	64 090	12 731	504	12 227	13 079
<b>Anaokulu -Kindergarten</b>	1 642	66 697	35 240	31 457	5 802	253	5 549	5 224
<b>Anasınıfı -Nursery-Class</b>	693 <sup>(1)</sup>	26 392	13 943	12 449	2 263 <sup>(2)</sup>	40 <sup>(2)</sup>	2 223 <sup>(2)</sup>	3 072
<b>Çocuk Hizmetleri Genel Müdürlüğü</b> <sup>(3)</sup> General Directorate of Children Services <sup>(3)</sup>	1 592	42 816	22 632	20 184	6 929	251	6 678	4 783
<b>İlkokul</b> Primary school	<b>28 532</b>	<b>5 574 916</b>	<b>2 850 072</b>	<b>2 724 844</b>	<b>288 444</b>	<b>120 661</b>	<b>167 783</b>	<b>243 305</b>
<b>İlkokul (resmi)</b> Primary school (public)	27 461	5 390 591	2 752 373	2 638 218	267 171	115 548	151 623	227 679
<b>İlkokul (özel)</b> Primary school (private)	1 071	184 325	97 699	86 626	21 273	5 113	16 160	15 626
<b>Ortaokul</b> Lower secondary school	<b>17 019</b>	<b>5 478 399</b>	<b>2 762 595</b>	<b>2 715 804</b>	<b>280 804</b>	<b>131 513</b>	<b>149 291</b>	<b>128 551</b>
<b>Ortaokul (resmi)</b> Lower secondary school (public)	16 046	4 998 232	2 555 194	2 443 038	259 345	123 527	135 818	118 146
<b>Ortaokul (özel)</b> Lower secondary school (private)	972	182 019	98 288	83 731	21 459	7 986	13 473	10 405
<b>Açık öğretim ortaokulu</b> Open lower secondary school	1	298 148	109 113	189 035	-	-	-	-
<b>Ortaöğretim (Genel+Mesleki Ortaöğretim)</b> Upper secondary education (general secondary education+vocational and technical secondary education)	<b>10 955</b>	<b>5 420 178</b>	<b>2 859 482</b>	<b>2 560 696</b>	<b>278 641</b>	<b>151 613</b>	<b>127 028</b>	<b>140 560</b>
<b>Ortaöğretim (resmi)</b> Upper secondary education (public)	<b>9 521</b>	<b>3 916 521</b>	<b>2 034 411</b>	<b>1 882 110</b>	<b>249 601</b>	<b>138 639</b>	<b>110 962</b>	<b>124 513</b>
<b>Ortaöğretim (özel)</b> Upper secondary education (private)	<b>1 433</b>	<b>196 663</b>	<b>103 334</b>	<b>93 329</b>	<b>29 040</b>	<b>12 974</b>	<b>16 066</b>	<b>16 047</b>
<b>Açıköğretim lisesi</b> Open education high school	<b>1</b>	<b>1 306 994</b>	<b>721 737</b>	<b>585 257</b>	-	-	-	-
<b>Genel ortaöğretim toplamı</b> Total of general secondary education	<b>3 744</b>	<b>2 906 291</b>	<b>1 488 037</b>	<b>1 418 254</b>	<b>117 353</b>	<b>63 719</b>	<b>53 634</b>	<b>64 499</b>
<b>Genel ortaöğretim (resmi)</b> General secondary education (public)	2 736	1 753 332	837 066	916 266	95 785	53 607	42 178	53 303
<b>Genel ortaöğretim (özel)</b> General secondary education (private)	1 007	140 610	76 830	63 780	21 568	10 112	11 456	11 196
<b>Açıköğretim lisesi</b> Open education high school	1	1 012 349	574 141	438 208	-	-	-	-
<b>Mesleki ve teknik ortaöğretim toplamı</b> Total of vocational and technical secondary education	<b>6 357</b>	<b>2 039 791</b>	<b>1 144 380</b>	<b>895 411</b>	<b>131 732</b>	<b>71 121</b>	<b>60 611</b>	<b>59 216</b>
<b>Mesleki ve teknik lise (resmi)</b> Vocational and technical high school (public)	5 931	1 689 093	970 280	718 813	124 260	68 259	56 001	54 365
<b>Mesleki ve teknik lise (özel)</b> Vocational and technical high school (private)	426	56 053	26 504	29 549	7 472	2 862	4 610	4 851
<b>Mesleki açıköğretim lisesi</b> Open upper vocational secondary school	-	294 645	147 596	147 049	-	-	-	-
<b>Din öğretimi toplamı</b> Total of religious education	<b>854</b>	<b>474 096</b>	<b>227 065</b>	<b>247 031</b>	<b>29 556</b>	<b>16 773</b>	<b>12 783</b>	<b>16 845</b>
<b>Yaygın eğitim toplamı</b> <sup>(4)</sup> Total of Non-formal education <sup>(4)</sup>	<b>13 920</b>	<b>8 491 953</b>	<b>4 274 729</b>	<b>4 217 224</b>	<b>109 676</b>	<b>60 781</b>	<b>48 895</b>	<b>86 587</b>
<b>Yaygın eğitim (resmi)</b> Non-formal education (public)	1 624	4 851 435	2 029 457	2 821 978	14 665	8 802	5 863	8 354
<b>Yaygın eğitim (özel)</b> Non-formal education (private)	12 296	3 640 518	2 245 272	1 395 246	95 011	51 979	43 032	78 233

(1) Okul öncesi eğitimde 20 575 resmî anasınıfı ile 693 özel anasınıfı okul sayısına dahil edilmemiştir.

(2) 37 469 okul öncesi öğretmenleri kadrolarının bulunduğu kurumların öğretmen sayılarında gösterilmiştir. Toplama dahil edilmemiştir.

(3) T.C. Aile ve Sosyal Politikalar Bakanlığı'na bağlıdır.

(4) Yaygın Eğitim Kurumlarına ait kursiyer sayısı bilgileri 2012/13 öğretim yılı sonu itibarıyla verilmiştir.

2.1 Okul öncesi eğitim kurumlarının okul türlerine göre okul, öğrenci, öğretmen ve derslik sayısı

Number of schools, students, teachers and classrooms by types of education in pre-primary education institutions

[2013/'14 öğretim yılı - The educational year 2013/'14]

Okul Türü Type of school	Okul/ Kurum School/ Institution	Öğrenci sayısı Number of students			Öğretmen sayısı Number of teachers			Derslik Classroom
		Toplam Total	Erkek Males	Kadın Females	Toplam Total	Erkek Males	Kadın Females	
<b>Okul öncesi eğitim (Resmi+Özel)</b> Pre-primary education (Public+Private)	<b>26 698</b>	<b>1 059 495</b>	<b>555 194</b>	<b>504 301</b>	<b>63 327</b>	<b>3 387</b>	<b>59 940</b>	<b>50 466</b>
<b>Okul öncesi Eğitim (Resmi)</b> Pre-primary education (Public)	<b>22 771</b>	<b>923 590</b>	<b>483 379</b>	<b>440 211</b>	<b>48 333</b>	<b>2 843</b>	<b>45 490</b>	<b>37 387</b>
<b>Okul öncesi Eğitim (Özel)</b> Pre-primary education (Private)	<b>3 927</b>	<b>135 905</b>	<b>71 815</b>	<b>64 090</b>	<b>14 994</b>	<b>544</b>	<b>14 450</b>	<b>13 079</b>
<b>Anaokulları toplamı (Resmi+Özel)</b> Total number of kindergartens (Public+Private)	<b>3 729</b>	<b>305 914</b>	<b>160 299</b>	<b>145 615</b>	<b>18 405</b>	<b>1 457</b>	<b>16 948</b>	<b>13 586</b>
<b>Bağımsız ana okulu (Resmi)</b> Independent kindergartens (Public)	<b>2 087</b>	<b>239 217</b>	<b>125 059</b>	<b>114 158</b>	<b>12 603</b>	<b>1 204</b>	<b>11 399</b>	<b>8 362</b>
<b>Özel anaokulları toplamı (Özel)</b> Total number of private kindergartens (Private)	<b>1 642</b>	<b>66 697</b>	<b>35 240</b>	<b>31 457</b>	<b>5 802</b>	<b>253</b>	<b>5 549</b>	<b>5 224</b>
<b>Türk</b> Turkish	1 639	66 557	35 174	31 383	5 787	253	5 534	5 205
<b>Azınlık</b> Minority	3	140	66	74	15	-	15	19
<b>Yabancı</b> Foreign	-	-	-	-	-	-	-	-
<b>Uluslararası</b> International	-	-	-	-	-	-	-	-
<b>Anasınıfları toplamı (Resmi+Özel)</b> Total number of nursery classes (Public+Private)	<b>21 268</b>	<b>704 315</b>	<b>368 931</b>	<b>335 384</b>	<b>37 469</b>	<b>1 678</b>	<b>35 791</b>	<b>31 652</b>
<b>Anasınıfları toplamı (Resmi)</b> Total number of nursery classes (Public)	<b>20 575</b>	<b>677 923</b>	<b>354 988</b>	<b>322 935</b>	<b>35 206</b>	<b>1 638</b>	<b>33 568</b>	<b>28 580</b>
<b>Anasınıfları</b> Nursery classes	20 575	673 667	352 815	320 852	35 206	1 638	33 568	28 580
<b>Yaz anaokulları ve anasınıfları</b> Summer kindergartens and nursery classes	-	3 780	1 920	1 860	-	-	-	-
<b>Mobil anaokulları</b> Mobile kindergartens	-	476	253	223	-	-	-	-
<b>Özel okullar bünyesindeki anasınıfları (Özel) - Nursey classes within private schools (Private)</b>	<b>693</b>	<b>26 392</b>	<b>13 943</b>	<b>12 449</b>	<b>2 263</b>	<b>40</b>	<b>2 223</b>	<b>3 072</b>
<b>Türk</b> Turkish	678	25 923	13 708	12 215	2 206	40	2 166	3 054
<b>Azınlık</b> Minority	14	427	210	217	39	-	39	14
<b>Yabancı</b> Foreign	1	42	25	17	18	-	18	4
<b>Uluslararası</b> International	-	-	-	-	-	-	-	-
<b>Çocuk Hizmetleri Genel Müdürlüğü (Özel) <sup>(1)</sup></b> General Directorate of Children Services (Private) <sup>(1)</sup>	<b>1 592</b>	<b>42 816</b>	<b>22 632</b>	<b>20 184</b>	<b>6 929</b>	<b>251</b>	<b>6 678</b>	<b>4 783</b>
<b>657 Sayılı Kan.191.mad.göre açılan kurumlar (Resmi)</b> Institutons opened in accordance with Law no. 657, article 191 (Public)	<b>109</b>	<b>6 450</b>	<b>3 332</b>	<b>3 118</b>	<b>524</b>	<b>1</b>	<b>523</b>	<b>445</b>

(1) T.C. Aile ve Sosyal Politikalar Bakanlığı'na bağlıdır.

(1) Depending of the Ministry of Family and Social Policies.

2.2 İstatistik Bölge Birimleri Sınıflaması 3. düzey resmi - özel ayrımında, yerleşim yerine göre okul öncesi eğitim kurumlarında okul, öğrenci, öğretmen ve derslik sayısı

[2013/'14 Öğretim yılı başı ]

İBBS 3. Düzey	A. Toplam - Total							B. Şehir - City							C. Köy - Village								
	Okul/ Sınıf School/ Class- room	Toplam - Total					Derslik Classroom	Okul/ Sınıf School/ Class- room	Resmi -					Derslik Classroom	Okul/ Sınıf School/ Class- room	Public							
		Öğrenci - Student							Öğrenci - Student							Öğrenci - Student							
	Toplam Total	Erkek Males	Kadın Females	Öğretmen <sup>(1)</sup> Teacher <sup>(1)</sup>				Toplam Total	Erkek Males	Kadın Females	Öğretmen <sup>(1)</sup> Teacher <sup>(1)</sup>				Toplam Total	Erkek Males	Kadın Females	Öğretmen <sup>(1)</sup> Teacher <sup>(1)</sup>					
TR Türkiye	A	26 698	1 059 495	555 194	504 301	63 327	50 466	22 771	923 590	483 379	440 211	48 333	37 387										
	B	15 739	681 458	357 121	324 337	52 111	38 085	11 920	549 701	287 500	262 201	37 535	25 439										
	C	10 959	378 037	198 073	179 964	11 216	12 381	10 851	373 889	195 879	178 010	10 798	11 948										
TR100 İstanbul	A	2 774	143 544	75 983	67 561	9 568	7 479	1 474	98 718	52 343	46 375	4 940	3 619										
	B	2 075	100 768	53 207	47 561	9 298	7 259	805	56 910	30 074	26 836	4 851	3 554										
	C	699	42 776	22 776	20 000	270	220	669	41 808	22 269	19 539	89	65										
TR211 Tekirdağ	A	246	11 162	5 836	5 326	646	500	196	9 633	5 034	4 599	465	371										
	B	156	7 056	3 691	3 365	547	407	108	5 575	2 911	2 664	369	280										
	C	90	4 106	2 145	1 961	99	93	88	4 058	2 123	1 935	96	91										
TR212 Edirne	A	144	4 607	2 388	2 219	292	278	134	4 122	2 128	1 994	244	209										
	B	78	3 073	1 582	1 491	255	219	69	2 626	1 341	1 285	207	150										
	C	66	1 534	806	728	37	59	65	1 496	787	709	37	59										
TR213 Kırklareli	A	115	4 098	2 174	1 924	213	192	105	3 838	2 030	1 808	184	171										
	B	69	2 648	1 427	1 221	181	150	59	2 388	1 283	1 105	152	129										
	C	46	1 450	747	703	32	42	46	1 450	747	703	32	42										
TR221 Balıkesir	A	397	11 950	6 199	5 751	835	641	364	10 906	5 638	5 268	709	545										
	B	219	7 656	3 986	3 670	628	413	186	6 612	3 425	3 187	506	320										
	C	178	4 294	2 213	2 081	207	228	178	4 294	2 213	2 081	203	225										
TR222 Çanakkale	A	166	6 007	3 107	2 900	405	298	148	5 415	2 807	2 608	343	247										
	B	96	3 945	2 070	1 875	289	191	79	3 403	1 792	1 611	239	146										
	C	70	2 062	1 037	1 025	116	107	69	2 012	1 015	997	104	101										
TR310 İzmir	A	1 175	50 731	26 607	24 124	3 553	2 480	837	40 311	21 044	19 267	2 230	1 433										
	B	782	33 301	17 399	15 902	3 334	2 233	456	23 227	12 020	11 207	2 021	1 207										
	C	393	17 430	9 208	8 222	219	247	381	17 084	9 024	8 060	209	226										
TR321 Aydın	A	403	12 865	6 737	6 128	881	719	355	11 746	6 171	5 575	702	559										
	B	248	8 761	4 541	4 220	659	480	203	7 786	4 054	3 732	483	323										
	C	155	4 104	2 196	1 908	222	239	152	3 960	2 117	1 843	219	236										
TR322 Denizli	A	382	15 536	8 141	7 395	1 080	815	329	13 642	7 124	6 518	863	635										
	B	213	10 313	5 400	4 913	914	610	160	8 419	4 383	4 036	697	430										
	C	169	5 223	2 741	2 482	166	205	169	5 223	2 741	2 482	166	205										
TR323 Muğla	A	393	12 151	6 301	5 850	896	723	326	10 018	5 204	4 814	623	511										
	B	230	7 808	4 047	3 761	560	397	163	5 675	2 950	2 725	303	206										
	C	163	4 343	2 254	2 089	336	326	163	4 343	2 254	2 089	320	305										
TR331 Manisa	A	500	17 006	8 915	8 091	994	879	458	15 237	7 906	7 331	825	699										
	B	270	10 751	5 704	5 047	782	593	228	8 982	4 695	4 287	615	422										
	C	230	6 255	3 211	3 044	212	286	230	6 255	3 211	3 044	210	277										
TR332 Afyonkarahisar	A	363	9 454	4 930	4 524	601	536	348	8 889	4 628	4 261	538	475										
	B	200	5 727	3 020	2 707	397	295	185	5 162	2 718	2 444	343	244										
	C	163	3 727	1 910	1 817	204	241	163	3 727	1 910	1 817	195	231										
TR333 Kütahya	A	218	6 960	3 644	3 316	426	388	198	6 075	3 203	2 872	355	316										
	B	115	4 087	2 133	1 954	357	290	97	3 286	1 734	1 552	286	218										
	C	103	2 873	1 511	1 362	69	98	101	2 789	1 469	1 320	69	98										
TR334 Uşak	A	136	4 323	2 279	2 044	284	234	118	3 803	2 019	1 784	222	179										
	B	80	2 497	1 334	1 163	228	166	63	2 044	1 107	937	167	111										
	C	56	1 826	945	881	56	68	55	1 759	912	847	55	68										
TR411 Bursa	A	696	37 760	19 870	17 890	1 993	1 595	538	31 524	16 574	14 950	1 428	1 022										
	B	424	24 712	12 936	11 776	1 811	1 393	270	18 706	9 772	8 934	1 270	847										
	C	272	13 048	6 934	6 114	182	202	268	12 818	6 802	6 016	158	175										

(1) Toplam öğretmen, kadrolu öğretmenleri kapsar.

2.2 Number of schools, students, teachers and classrooms in public and private pre- primary education institutions by settlement place according to Statistical Regions Level 3

[Beginning of the educational year 2013/'14]

		A. Total		B. City		C. Village						
		Özel - Private						Çocuk Hizmetleri Genel Müdürlüğü General Directorate of Children Services				
Okul/ Sınıf School/ Class- room	Öğrenci - Student			Öğretmen <sup>(1)</sup> Teacher <sup>(1)</sup>	Derslik Classroom	Okul/ Sınıf School/ Class- room	Öğrenci - Student			Öğretmen <sup>(1)</sup> Teacher <sup>(1)</sup>	Derslik Classroom	SR Level 3
	Toplam Total	Erkek Males	Kadın Females				Toplam Total	Erkek Males	Kadın Females			
<b>2 335</b>	<b>93 089</b>	<b>49 183</b>	<b>43 906</b>	<b>8 065</b>	<b>8 296</b>	<b>1 592</b>	<b>42 816</b>	<b>22 632</b>	<b>20 184</b>	<b>6 929</b>	<b>4 783 A</b>	Turkey TR
<b>2 227</b>	<b>88 941</b>	<b>46 989</b>	<b>41 952</b>	<b>7 647</b>	<b>7 863</b>	<b>1 592</b>	<b>42 816</b>	<b>22 632</b>	<b>20 184</b>	<b>6 929</b>	<b>4 783 B</b>	
<b>108</b>	<b>4 148</b>	<b>2 194</b>	<b>1 954</b>	<b>418</b>	<b>433</b>	-	-	-	-	-	<b>- C</b>	
<b>1 029</b>	<b>38 671</b>	<b>20 303</b>	<b>18 368</b>	<b>3 619</b>	<b>3 202</b>	<b>271</b>	<b>6 155</b>	<b>3 337</b>	<b>2 818</b>	<b>1 009</b>	<b>658 A</b>	İstanbul TR100
999	37 703	19 796	17 907	3 438	3 047	271	6 155	3 337	2 818	1 009	658 B	
30	968	507	461	181	155	-	-	-	-	-	<b>- C</b>	
<b>19</b>	<b>652</b>	<b>336</b>	<b>316</b>	<b>47</b>	<b>48</b>	<b>31</b>	<b>877</b>	<b>466</b>	<b>411</b>	<b>134</b>	<b>81 A</b>	Tekirdağ TR211
17	604	314	290	44	46	31	877	466	411	134	81 B	
2	48	22	26	3	2	-	-	-	-	-	<b>- C</b>	
<b>7</b>	<b>319</b>	<b>176</b>	<b>143</b>	<b>28</b>	<b>54</b>	<b>3</b>	<b>166</b>	<b>84</b>	<b>82</b>	<b>20</b>	<b>15 A</b>	Edirne TR212
6	281	157	124	28	54	3	166	84	82	20	15 B	
1	38	19	19	-	-	-	-	-	-	-	<b>- C</b>	
<b>3</b>	<b>65</b>	<b>34</b>	<b>31</b>	<b>5</b>	<b>4</b>	<b>7</b>	<b>195</b>	<b>110</b>	<b>85</b>	<b>24</b>	<b>17 A</b>	Kırklareli TR213
3	65	34	31	5	4	7	195	110	85	24	17 B	
-	-	-	-	-	-	-	-	-	-	-	<b>- C</b>	
<b>18</b>	<b>681</b>	<b>372</b>	<b>309</b>	<b>63</b>	<b>59</b>	<b>15</b>	<b>363</b>	<b>189</b>	<b>174</b>	<b>63</b>	<b>37 A</b>	Balıkesir TR221
18	681	372	309	59	56	15	363	189	174	63	37 B	
-	-	-	-	4	3	-	-	-	-	-	<b>- C</b>	
<b>6</b>	<b>284</b>	<b>131</b>	<b>153</b>	<b>23</b>	<b>26</b>	<b>12</b>	<b>308</b>	<b>169</b>	<b>139</b>	<b>39</b>	<b>25 A</b>	Çanakkale TR222
5	234	109	125	11	20	12	308	169	139	39	25 B	
1	50	22	28	12	6	-	-	-	-	-	<b>- C</b>	
<b>260</b>	<b>8 983</b>	<b>4 810</b>	<b>4 173</b>	<b>803</b>	<b>889</b>	<b>78</b>	<b>1 437</b>	<b>753</b>	<b>684</b>	<b>520</b>	<b>158 A</b>	İzmir TR310
248	8 637	4 626	4 011	793	868	78	1 437	753	684	520	158 B	
12	346	184	162	10	21	-	-	-	-	-	<b>- C</b>	
<b>23</b>	<b>722</b>	<b>370</b>	<b>352</b>	<b>68</b>	<b>78</b>	<b>25</b>	<b>397</b>	<b>196</b>	<b>201</b>	<b>111</b>	<b>82 A</b>	Aydın TR321
20	578	291	287	65	75	25	397	196	201	111	82 B	
3	144	79	65	3	3	-	-	-	-	-	<b>- C</b>	
<b>18</b>	<b>825</b>	<b>439</b>	<b>386</b>	<b>76</b>	<b>89</b>	<b>35</b>	<b>1 069</b>	<b>578</b>	<b>491</b>	<b>141</b>	<b>91 A</b>	Denizli TR322
18	825	439	386	76	89	35	1 069	578	491	141	91 B	
-	-	-	-	-	-	-	-	-	-	-	<b>- C</b>	
<b>30</b>	<b>1 236</b>	<b>643</b>	<b>593</b>	<b>108</b>	<b>92</b>	<b>37</b>	<b>897</b>	<b>454</b>	<b>443</b>	<b>165</b>	<b>120 A</b>	Muğla TR323
30	1 236	643	593	92	71	37	897	454	443	165	120 B	
-	-	-	-	16	21	-	-	-	-	-	<b>- C</b>	
<b>26</b>	<b>1 126</b>	<b>635</b>	<b>491</b>	<b>89</b>	<b>116</b>	<b>16</b>	<b>643</b>	<b>374</b>	<b>269</b>	<b>80</b>	<b>64 A</b>	Manisa TR331
26	1 126	635	491	87	107	16	643	374	269	80	64 B	
-	-	-	-	2	9	-	-	-	-	-	<b>- C</b>	
<b>10</b>	<b>504</b>	<b>266</b>	<b>238</b>	<b>47</b>	<b>50</b>	<b>5</b>	<b>61</b>	<b>36</b>	<b>25</b>	<b>16</b>	<b>11 A</b>	Afyonkarahisar TR332
10	504	266	238	38	40	5	61	36	25	16	11 B	
-	-	-	-	9	10	-	-	-	-	-	<b>- C</b>	
<b>14</b>	<b>663</b>	<b>322</b>	<b>341</b>	<b>45</b>	<b>55</b>	<b>6</b>	<b>222</b>	<b>119</b>	<b>103</b>	<b>26</b>	<b>17 A</b>	Kütahya TR333
12	579	280	299	45	55	6	222	119	103	26	17 B	
2	84	42	42	-	-	-	-	-	-	-	<b>- C</b>	
<b>6</b>	<b>255</b>	<b>129</b>	<b>126</b>	<b>22</b>	<b>23</b>	<b>12</b>	<b>265</b>	<b>131</b>	<b>134</b>	<b>40</b>	<b>32 A</b>	Uşak TR334
5	188	96	92	21	23	12	265	131	134	40	32 B	
1	67	33	34	1	-	-	-	-	-	-	<b>- C</b>	
<b>107</b>	<b>4 555</b>	<b>2 422</b>	<b>2 133</b>	<b>341</b>	<b>405</b>	<b>51</b>	<b>1 681</b>	<b>874</b>	<b>807</b>	<b>224</b>	<b>168 A</b>	Bursa TR411
103	4 325	2 290	2 035	317	378	51	1 681	874	807	224	168 B	
4	230	132	98	24	27	-	-	-	-	-	<b>- C</b>	

(1) Total of teachers includes permanent teaching staff.

2.2 İstatistiki Bölge Birimleri Sınıflaması 3. düzey resmi - özel ayrımında, yerleşim yerine göre okul öncesi eğitim kurumlarında okul, öğrenci, öğretmen ve derslik sayısı (devam)

[2013/'14 Öğretim yılı başı ]

İBBS 3. Düzey	A. Toplam		B. Şehir					C. Köy						
	Toplam - Total										Resmi - Public			
	Okul/ Sınıf School/ Class- room	Öğrenci - Student			Öğretmen <sup>(1)</sup> Teacher <sup>(1)</sup>	Derslik Classroom	Okul/ Sınıf School/ Class- room	Öğrenci - Student			Öğretmen <sup>(1)</sup> Teacher <sup>(1)</sup>	Derslik Classroom		
	Toplam Total	Erkek Males	Kadın Females				Toplam Total	Erkek Males	Kadın Females					
TR412 Eskişehir	A	203	10 136	5 387	4 749	667	484	171	8 856	4 690	4 166	556	372	
	B	130	6 727	3 541	3 186	630	450	101	5 643	2 946	2 697	519	338	
	C	73	3 409	1 846	1 563	37	34	70	3 213	1 744	1 469	37	34	
TR413 Bilecik	A	60	2 897	1 488	1 409	147	125	56	2 798	1 448	1 350	134	116	
	B	36	2 305	1 182	1 123	137	109	32	2 206	1 142	1 064	124	100	
	C	24	592	306	286	10	16	24	592	306	286	10	16	
TR421 Kocaeli	A	455	24 503	12 821	11 682	1 345	1 017	365	20 852	10 856	9 996	1 004	757	
	B	280	15 232	8 023	7 209	1 220	910	192	11 716	6 123	5 593	893	664	
	C	175	9 271	4 798	4 473	125	107	173	9 136	4 733	4 403	111	93	
TR422 Sakarya	A	370	13 030	6 879	6 151	794	642	323	11 223	5 914	5 309	576	475	
	B	229	8 578	4 527	4 051	692	510	182	6 771	3 562	3 209	474	343	
	C	141	4 452	2 352	2 100	102	132	141	4 452	2 352	2 100	102	132	
TR423 Düzce	A	163	4 816	2 486	2 330	336	300	150	4 322	2 228	2 094	282	231	
	B	99	3 360	1 743	1 617	265	211	86	2 866	1 485	1 381	213	151	
	C	64	1 456	743	713	71	89	64	1 456	743	713	69	80	
TR424 Bolu	A	81	3 623	1 911	1 712	252	170	73	3 270	1 719	1 551	213	141	
	B	44	2 132	1 125	1 007	218	138	36	1 779	933	846	179	109	
	C	37	1 491	786	705	34	32	37	1 491	786	705	34	32	
TR425 Yalova	A	77	2 961	1 523	1 438	172	146	66	2 543	1 303	1 240	146	110	
	B	45	1 825	942	883	134	104	34	1 407	722	685	110	72	
	C	32	1 136	581	555	38	42	32	1 136	581	555	36	38	
TR510 Ankara	A	1 340	65 640	34 275	31 365	5 257	3 657	870	49 485	25 893	23 592	3 195	1 819	
	B	942	46 157	24 006	22 151	5 070	3 533	491	30 536	15 902	14 634	3 070	1 734	
	C	398	19 483	10 269	9 214	187	124	379	18 949	9 991	8 958	125	85	
TR521 Konya	A	853	28 455	14 821	13 634	1 742	1 366	754	25 040	13 083	11 957	1 431	1 078	
	B	488	17 141	8 909	8 232	1 432	989	393	13 876	7 254	6 622	1 121	701	
	C	365	11 314	5 912	5 402	310	377	361	11 164	5 829	5 335	310	377	
TR522 Karaman	A	114	3 886	1 968	1 918	246	186	108	3 403	1 711	1 692	219	161	
	B	56	2 254	1 139	1 115	180	137	50	1 771	882	889	153	112	
	C	58	1 632	829	803	66	49	58	1 632	829	803	66	49	
TR611 Antalya	A	717	38 857	20 353	18 504	2 345	1 760	542	32 183	16 861	15 322	1 409	1 068	
	B	468	26 042	13 611	12 431	1 949	1 379	297	19 546	10 224	9 322	1 044	710	
	C	249	12 815	6 742	6 073	396	381	245	12 637	6 637	6 000	365	358	
TR612 Isparta	A	198	6 361	3 303	3 058	416	362	186	5 961	3 094	2 867	370	331	
	B	112	3 747	1 997	1 750	320	256	100	3 347	1 788	1 559	274	225	
	C	86	2 614	1 306	1 308	96	106	86	2 614	1 306	1 308	96	106	
TR613 Burdur	A	130	3 889	2 016	1 873	246	216	124	3 735	1 936	1 799	229	200	
	B	75	2 557	1 324	1 233	171	140	71	2 490	1 294	1 196	154	124	
	C	55	1 332	692	640	75	76	53	1 245	642	603	75	76	
TR621 Adana	A	596	29 111	15 366	13 745	1 622	1 126	523	26 419	13 915	12 504	1 326	889	
	B	361	19 709	10 454	9 255	1 465	950	292	17 318	9 160	8 158	1 172	716	
	C	235	9 402	4 912	4 490	157	176	231	9 101	4 755	4 346	154	173	
TR622 Mersin	A	593	34 332	17 788	16 544	1 642	1 284	516	32 023	16 585	15 438	1 381	995	
	B	340	21 665	11 236	10 429	1 380	1 004	264	19 379	10 050	9 329	1 128	724	
	C	253	12 667	6 552	6 115	262	280	252	12 644	6 535	6 109	253	271	
TR631 Hatay	A	635	36 530	19 088	17 442	1 157	1 076	596	35 501	18 516	16 985	1 029	976	
	B	363	22 592	11 839	10 753	764	551	324	21 563	11 267	10 296	641	468	
	C	272	13 938	7 249	6 689	393	525	272	13 938	7 249	6 689	388	508	
TR632 Kahramanmaraş	A	457	15 896	8 338	7 558	871	738	439	15 229	7 984	7 245	824	636	
	B	245	9 455	4 991	4 464	604	455	227	8 788	4 637	4 151	557	361	
	C	212	6 441	3 347	3 094	267	283	212	6 441	3 347	3 094	267	275	

(1) Toplam öğretmen, kadrolu öğretmenleri kapsar.



2.2 Number of schools, students, teachers and classrooms in public and private pre- primary education institutions by settlement place according to Statistical Regions Level 3 (continued)

[Beginning of the educational year 2013/'14]

		A. Total		B. City		C. Village							
		Özel - Private				Çocuk Hizmetleri Genel Müdürlüğü General Directorate of Children Services							
Okul/ Sınıf School/ Class- room	Öğrenci - Student				Öğretmen <sup>(1)</sup> Teacher <sup>(1)</sup>	Derslik Classroom	Okul/ Sınıf School/ Class- room	Öğrenci - Student				Derslik Classroom	SR Level 3
	Toplam Total	Erkek Males	Kadın Females					Toplam Total	Erkek Males	Kadın Females			
<b>21</b>	<b>934</b>	<b>505</b>	<b>429</b>	<b>58</b>	<b>74</b>	<b>11</b>	<b>346</b>	<b>192</b>	<b>154</b>	<b>53</b>	<b>38</b>	<b>A</b>	Eskişehir TR412
18	738	403	335	58	74	11	346	192	154	53	38	B	
3	196	102	94	-	-	-	-	-	-	-	-	C	
<b>2</b>	<b>58</b>	<b>27</b>	<b>31</b>	<b>6</b>	<b>4</b>	<b>2</b>	<b>41</b>	<b>13</b>	<b>28</b>	<b>7</b>	<b>5</b>	<b>A</b>	Bilecik TR413
2	58	27	31	6	4	2	41	13	28	7	5	B	
-	-	-	-	-	-	-	-	-	-	-	-	C	
<b>39</b>	<b>2 261</b>	<b>1 185</b>	<b>1 076</b>	<b>163</b>	<b>153</b>	<b>51</b>	<b>1 390</b>	<b>780</b>	<b>610</b>	<b>178</b>	<b>107</b>	<b>A</b>	Kocaeli TR421
37	2 126	1 120	1 006	149	139	51	1 390	780	610	178	107	B	
2	135	65	70	14	14	-	-	-	-	-	-	C	
<b>15</b>	<b>975</b>	<b>507</b>	<b>468</b>	<b>90</b>	<b>92</b>	<b>32</b>	<b>832</b>	<b>458</b>	<b>374</b>	<b>128</b>	<b>75</b>	<b>A</b>	Sakarya TR422
15	975	507	468	90	92	32	832	458	374	128	75	B	
-	-	-	-	-	-	-	-	-	-	-	-	C	
<b>6</b>	<b>330</b>	<b>177</b>	<b>153</b>	<b>23</b>	<b>48</b>	<b>7</b>	<b>164</b>	<b>81</b>	<b>83</b>	<b>31</b>	<b>21</b>	<b>A</b>	Düzce TR423
6	330	177	153	21	39	7	164	81	83	31	21	B	
-	-	-	-	2	9	-	-	-	-	-	-	C	
<b>3</b>	<b>205</b>	<b>112</b>	<b>93</b>	<b>14</b>	<b>12</b>	<b>5</b>	<b>148</b>	<b>80</b>	<b>68</b>	<b>25</b>	<b>17</b>	<b>A</b>	Bolu TR424
3	205	112	93	14	12	5	148	80	68	25	17	B	
-	-	-	-	-	-	-	-	-	-	-	-	C	
<b>7</b>	<b>251</b>	<b>132</b>	<b>119</b>	<b>7</b>	<b>22</b>	<b>4</b>	<b>167</b>	<b>88</b>	<b>79</b>	<b>19</b>	<b>14</b>	<b>A</b>	Yalova TR425
7	251	132	119	5	18	4	167	88	79	19	14	B	
-	-	-	-	2	4	-	-	-	-	-	-	C	
<b>244</b>	<b>10 030</b>	<b>5 310</b>	<b>4 720</b>	<b>907</b>	<b>954</b>	<b>226</b>	<b>6 125</b>	<b>3 072</b>	<b>3 053</b>	<b>1 155</b>	<b>884</b>	<b>A</b>	Ankara TR510
225	9 496	5 032	4 464	845	915	226	6 125	3 072	3 053	1 155	884	B	
19	534	278	256	62	39	-	-	-	-	-	-	C	
<b>33</b>	<b>1 224</b>	<b>630</b>	<b>594</b>	<b>80</b>	<b>104</b>	<b>66</b>	<b>2 191</b>	<b>1 108</b>	<b>1 083</b>	<b>231</b>	<b>184</b>	<b>A</b>	Konya TR521
29	1 074	547	527	80	104	66	2 191	1 108	1 083	231	184	B	
4	150	83	67	-	-	-	-	-	-	-	-	C	
<b>4</b>	<b>349</b>	<b>182</b>	<b>167</b>	<b>12</b>	<b>17</b>	<b>2</b>	<b>134</b>	<b>75</b>	<b>59</b>	<b>15</b>	<b>8</b>	<b>A</b>	Karaman TR522
4	349	182	167	12	17	2	134	75	59	15	8	B	
-	-	-	-	-	-	-	-	-	-	-	-	C	
<b>62</b>	<b>3 078</b>	<b>1 628</b>	<b>1 450</b>	<b>265</b>	<b>233</b>	<b>113</b>	<b>3 596</b>	<b>1 864</b>	<b>1 732</b>	<b>671</b>	<b>459</b>	<b>A</b>	Antalya TR611
58	2 900	1 523	1 377	234	210	113	3 596	1 864	1 732	671	459	B	
4	178	105	73	31	23	-	-	-	-	-	-	C	
<b>3</b>	<b>188</b>	<b>93</b>	<b>95</b>	<b>12</b>	<b>8</b>	<b>9</b>	<b>212</b>	<b>116</b>	<b>96</b>	<b>34</b>	<b>23</b>	<b>A</b>	Isparta TR612
3	188	93	95	12	8	9	212	116	96	34	23	B	
-	-	-	-	-	-	-	-	-	-	-	-	C	
<b>2</b>	<b>87</b>	<b>50</b>	<b>37</b>	<b>6</b>	<b>8</b>	<b>4</b>	<b>67</b>	<b>30</b>	<b>37</b>	<b>11</b>	<b>8</b>	<b>A</b>	Burdur TR613
-	-	-	-	6	8	4	67	30	37	11	8	B	
2	87	50	37	-	-	-	-	-	-	-	-	C	
<b>30</b>	<b>1 777</b>	<b>946</b>	<b>831</b>	<b>127</b>	<b>124</b>	<b>43</b>	<b>915</b>	<b>505</b>	<b>410</b>	<b>169</b>	<b>113</b>	<b>A</b>	Adana TR621
26	1 476	789	687	124	121	43	915	505	410	169	113	B	
4	301	157	144	3	3	-	-	-	-	-	-	C	
<b>26</b>	<b>1 363</b>	<b>727</b>	<b>636</b>	<b>97</b>	<b>132</b>	<b>51</b>	<b>946</b>	<b>476</b>	<b>470</b>	<b>164</b>	<b>157</b>	<b>A</b>	Mersin TR622
25	1 340	710	630	88	123	51	946	476	470	164	157	B	
1	23	17	6	9	9	-	-	-	-	-	-	C	
<b>14</b>	<b>551</b>	<b>311</b>	<b>240</b>	<b>38</b>	<b>31</b>	<b>25</b>	<b>478</b>	<b>261</b>	<b>217</b>	<b>90</b>	<b>69</b>	<b>A</b>	Hatay TR631
14	551	311	240	33	14	25	478	261	217	90	69	B	
-	-	-	-	5	17	-	-	-	-	-	-	C	
<b>11</b>	<b>376</b>	<b>196</b>	<b>180</b>	<b>24</b>	<b>81</b>	<b>7</b>	<b>291</b>	<b>158</b>	<b>133</b>	<b>23</b>	<b>21</b>	<b>A</b>	Kahramanmaraş TR632
11	376	196	180	24	73	7	291	158	133	23	21	B	
-	-	-	-	-	8	-	-	-	-	-	-	C	

(1) Total of teachers includes permanent teaching staff.

2.2 İstatistikî Bölge Birimleri Sınıflaması 3. düzey resmi - özel ayrımında, yerleşim yerine göre okul öncesi eğitim kurumlarında okul, öğrenci, öğretmen ve derslik sayısı (devam)

[2013/'14 Öğretim yılı başı ]

İBBS 3. Düzey	A. Toplam	B. Şehir					C. Köy						
		Toplam - Total					Resmi - Public						
		Okul/ Sınıf School/ Class- room	Öğrenci - Student			Öğretmen <sup>(1)</sup> Teacher <sup>(1)</sup>	Derslik Classroom	Okul/ Sınıf School/ Class- room	Öğrenci - Student			Öğretmen <sup>(1)</sup> Teacher <sup>(1)</sup>	Derslik Classroom
Toplam Total	Erkek Males	Kadın Females	Toplam Total	Erkek Males	Kadın Females								
TR633 Osmaniye	A	201	7 903	4 175	3 728	475	331	189	7 400	3 911	3 489	421	304
	B	100	4 369	2 345	2 024	387	235	88	3 866	2 081	1 785	333	208
	C	101	3 534	1 830	1 704	88	96	101	3 534	1 830	1 704	88	96
TR711 Kırıkkale	A	95	3 222	1 726	1 496	200	181	84	2 843	1 511	1 332	178	134
	B	44	1 742	930	812	184	162	34	1 378	724	654	162	115
	C	51	1 480	796	684	16	19	50	1 465	787	678	16	19
TR712 Aksaray	A	209	5 574	2 975	2 599	332	317	201	5 233	2 774	2 459	300	288
	B	121	3 328	1 809	1 519	232	192	113	2 987	1 608	1 379	200	163
	C	88	2 246	1 166	1 080	100	125	88	2 246	1 166	1 080	100	125
TR713 Niğde	A	178	5 157	2 773	2 384	318	317	170	4 881	2 624	2 257	280	279
	B	80	2 780	1 508	1 272	197	188	74	2 588	1 394	1 194	159	150
	C	98	2 377	1 265	1 112	121	129	96	2 293	1 230	1 063	121	129
TR714 Nevşehir	A	147	4 814	2 488	2 326	289	236	140	4 394	2 272	2 122	259	208
	B	89	3 026	1 556	1 470	203	144	83	2 648	1 366	1 282	177	120
	C	58	1 788	932	856	86	92	57	1 746	906	840	82	88
TR715 Kırşehir	A	95	3 060	1 610	1 450	231	162	93	2 997	1 571	1 426	225	156
	B	59	2 093	1 102	991	194	126	57	2 030	1 063	967	188	120
	C	36	967	508	459	37	36	36	967	508	459	37	36
TR721 Kayseri	A	414	17 060	9 041	8 019	1 028	843	360	14 858	7 864	6 994	828	677
	B	239	11 597	6 143	5 454	943	723	187	9 555	5 040	4 515	745	558
	C	175	5 463	2 898	2 565	85	120	173	5 303	2 824	2 479	83	119
TR722 Sivas	A	233	6 880	3 685	3 195	426	381	221	6 231	3 317	2 914	370	325
	B	125	4 415	2 357	2 058	337	256	113	3 766	1 989	1 777	281	201
	C	108	2 465	1 328	1 137	89	125	108	2 465	1 328	1 137	89	124
TR723 Yozgat	A	231	5 450	2 877	2 573	368	376	223	5 262	2 777	2 485	333	318
	B	107	2 986	1 582	1 404	263	240	99	2 798	1 482	1 316	228	182
	C	124	2 464	1 295	1 169	105	136	124	2 464	1 295	1 169	105	136
TR811 Zonguldak	A	234	6 542	3 395	3 147	404	368	217	5 884	3 044	2 840	343	305
	B	137	4 000	2 080	1 920	309	214	120	3 342	1 729	1 613	248	151
	C	97	2 542	1 315	1 227	95	154	97	2 542	1 315	1 227	95	154
TR812 Karabük	A	71	2 656	1 424	1 232	173	147	66	2 377	1 289	1 088	158	113
	B	38	1 566	826	740	162	137	33	1 287	691	596	147	103
	C	33	1 090	598	492	11	10	33	1 090	598	492	11	10
TR813 Bartın	A	83	2 195	1 130	1 065	147	131	78	1 990	1 026	964	133	116
	B	45	1 451	738	713	79	68	40	1 246	634	612	65	53
	C	38	744	392	352	68	63	38	744	392	352	68	63
TR821 Kastamonu	A	121	3 738	1 996	1 742	250	209	112	3 472	1 844	1 628	227	182
	B	64	2 166	1 172	994	207	166	55	1 900	1 020	880	184	139
	C	57	1 572	824	748	43	43	57	1 572	824	748	43	43
TR822 Çankırı	A	65	2 598	1 373	1 225	140	129	63	2 515	1 324	1 191	132	117
	B	43	1 946	1 043	903	123	110	41	1 863	994	869	115	98
	C	22	652	330	322	17	19	22	652	330	322	17	19
TR823 Sinop	A	78	2 483	1 293	1 190	187	137	72	2 341	1 223	1 118	172	124
	B	46	1 431	730	701	153	102	40	1 289	660	629	138	89
	C	32	1 052	563	489	34	35	32	1 052	563	489	34	35
TR831 Samsun	A	563	17 080	8 881	8 199	1 142	878	502	15 582	8 105	7 477	950	695
	B	312	10 702	5 527	5 175	862	561	253	9 234	4 769	4 465	672	389
	C	251	6 378	3 354	3 024	280	317	249	6 348	3 336	3 012	278	306

(1) Toplam öğretmen, kadrolu öğretmenleri kapsar.

2.2 Number of schools, students, teachers and classrooms in public and private pre- primary education institutions by settlement place according to Statistical Regions Level 3 (continued)

[Beginning of the educational year 2013/'14]

A. Total B. City C. Village

Okul/ Sınıf School/ Class- room	Özel - Private					Çocuk Hizmetleri Genel Müdürlüğü General Directorate of Children Services					SR Level 3	
	Öğrenci - Student					Öğrenci - Student						
	Toplam Total	Erkek Males	Kadın Females	Öğretmen <sup>(1)</sup> Teacher <sup>(1)</sup>	Derslik Classroom	Toplam Total	Erkek Males	Kadın Females	Öğretmen <sup>(1)</sup> Teacher <sup>(1)</sup>	Derslik Classroom		
5	102	45	57	11	7	7	401	219	182	43	20 A	Osmaniye TR633
5	102	45	57	11	7	7	401	219	182	43	20 B	
-	-	-	-	-	-	-	-	-	-	-	- C	
8	340	191	149	12	40	3	39	24	15	10	7 A	Kırıkkale TR711
7	325	182	143	12	40	3	39	24	15	10	7 B	
1	15	9	6	-	-	-	-	-	-	-	- C	
3	112	60	52	7	11	5	229	141	88	25	18 A	Aksaray TR712
3	112	60	52	7	11	5	229	141	88	25	18 B	
-	-	-	-	-	-	-	-	-	-	-	- C	
3	120	61	59	9	17	5	156	88	68	29	21 A	Niğde TR713
1	36	26	10	9	17	5	156	88	68	29	21 B	
2	84	35	49	-	-	-	-	-	-	-	- C	
3	164	88	76	10	11	4	256	128	128	20	17 A	Nevşehir TR714
2	122	62	60	6	7	4	256	128	128	20	17 B	
1	42	26	16	4	4	-	-	-	-	-	- C	
1	10	6	4	2	3	1	53	33	20	4	3 A	Kırşehir TR715
1	10	6	4	2	3	1	53	33	20	4	3 B	
-	-	-	-	-	-	-	-	-	-	-	- C	
16	777	405	372	55	62	38	1 425	772	653	145	104 A	Kayseri TR721
14	617	331	286	53	61	38	1 425	772	653	145	104 B	
2	160	74	86	2	1	-	-	-	-	-	- C	
3	144	81	63	7	14	9	505	287	218	49	42 A	Sivas TR722
3	144	81	63	7	13	9	505	287	218	49	42 B	
-	-	-	-	-	1	-	-	-	-	-	- C	
1	98	47	51	10	42	7	90	53	37	25	16 A	Yozgat TR723
1	98	47	51	10	42	7	90	53	37	25	16 B	
-	-	-	-	-	-	-	-	-	-	-	- C	
6	305	161	144	24	26	11	353	190	163	37	37 A	Zonguldak TR811
6	305	161	144	24	26	11	353	190	163	37	37 B	
-	-	-	-	-	-	-	-	-	-	-	- C	
2	100	46	54	2	22	3	179	89	90	13	12 A	Karabük TR812
2	100	46	54	2	22	3	179	89	90	13	12 B	
-	-	-	-	-	-	-	-	-	-	-	- C	
4	145	74	71	10	12	1	60	30	30	4	3 A	Bartın TR813
4	145	74	71	10	12	1	60	30	30	4	3 B	
-	-	-	-	-	-	-	-	-	-	-	- C	
6	178	102	76	9	17	3	88	50	38	14	10 A	Kastamonu TR821
6	178	102	76	9	17	3	88	50	38	14	10 B	
-	-	-	-	-	-	-	-	-	-	-	- C	
1	65	39	26	5	8	1	18	10	8	3	4 A	Çankırı TR822
1	65	39	26	5	8	1	18	10	8	3	4 B	
-	-	-	-	-	-	-	-	-	-	-	- C	
6	142	70	72	15	13	-	-	-	-	-	- A	Sinop TR823
6	142	70	72	15	13	-	-	-	-	-	- B	
-	-	-	-	-	-	-	-	-	-	-	- C	
26	829	428	401	92	82	35	669	348	321	100	101 A	Samsun TR831
24	799	410	389	90	71	35	669	348	321	100	101 B	
2	30	18	12	2	11	-	-	-	-	-	- C	

(1) Total of teachers includes permanent teaching staff.

2.2 İstatistiki Bölge Birimleri Sınıflaması 3. düzey resmi - özel ayrımında, yerleşim yerine göre okul öncesi eğitim kurumlarında okul, öğrenci, öğretmen ve derslik sayısı (devam)

[2013/'14 Öğretim yılı başı ]

İBBS 3. Düzey	A. Toplam		B. Şehir					C. Köy								
	Toplam - Total											Resmi - Public				
	Okul/ Sınıf School/ Class- room	Öğrenci - Student			Öğretmen <sup>(1)</sup> Teacher <sup>(1)</sup>	Derslik Classroom	Okul/ Sınıf School/ Class- room	Öğrenci - Student			Öğretmen <sup>(1)</sup> Teacher <sup>(1)</sup>	Derslik Classroom				
Toplam Total	Erkek Males	Kadın Females	Toplam Total	Erkek Males			Kadın Females									
<b>TR832 Tokat</b>	<b>A</b>	<b>317</b>	<b>7 733</b>	<b>3 991</b>	<b>3 742</b>	<b>485</b>	<b>415</b>	<b>307</b>	<b>7 363</b>	<b>3 787</b>	<b>3 576</b>	<b>437</b>	<b>384</b>			
	B	174	4 806	2 460	2 346	330	215	164	4 436	2 256	2 180	282	184			
	C	143	2 927	1 531	1 396	155	200	143	2 927	1 531	1 396	155	200			
<b>TR833 Çorum</b>	<b>A</b>	<b>195</b>	<b>6 481</b>	<b>3 321</b>	<b>3 160</b>	<b>408</b>	<b>307</b>	<b>185</b>	<b>6 027</b>	<b>3 078</b>	<b>2 949</b>	<b>361</b>	<b>273</b>			
	B	114	4 372	2 247	2 125	342	221	104	3 918	2 004	1 914	295	187			
	C	81	2 109	1 074	1 035	66	86	81	2 109	1 074	1 035	66	86			
<b>TR834 Amasya</b>	<b>A</b>	<b>157</b>	<b>6 161</b>	<b>3 235</b>	<b>2 926</b>	<b>359</b>	<b>297</b>	<b>148</b>	<b>5 865</b>	<b>3 082</b>	<b>2 783</b>	<b>325</b>	<b>244</b>			
	B	82	4 050	2 141	1 909	291	229	74	3 789	2 003	1 786	257	176			
	C	75	2 111	1 094	1 017	68	68	74	2 076	1 079	997	68	68			
<b>TR901 Trabzon</b>	<b>A</b>	<b>307</b>	<b>11 328</b>	<b>5 906</b>	<b>5 422</b>	<b>690</b>	<b>589</b>	<b>280</b>	<b>10 511</b>	<b>5 490</b>	<b>5 021</b>	<b>597</b>	<b>494</b>			
	B	178	7 223	3 772	3 451	500	377	151	6 406	3 356	3 050	414	288			
	C	129	4 105	2 134	1 971	190	212	129	4 105	2 134	1 971	183	206			
<b>TR902 Ordu</b>	<b>A</b>	<b>264</b>	<b>8 753</b>	<b>4 552</b>	<b>4 201</b>	<b>508</b>	<b>430</b>	<b>241</b>	<b>7 960</b>	<b>4 153</b>	<b>3 807</b>	<b>433</b>	<b>360</b>			
	B	133	5 514	2 876	2 638	398	280	110	4 721	2 477	2 244	323	212			
	C	131	3 239	1 676	1 563	110	150	131	3 239	1 676	1 563	110	148			
<b>TR903 Giresun</b>	<b>A</b>	<b>167</b>	<b>5 594</b>	<b>2 954</b>	<b>2 640</b>	<b>304</b>	<b>271</b>	<b>159</b>	<b>5 323</b>	<b>2 800</b>	<b>2 523</b>	<b>269</b>	<b>249</b>			
	B	92	3 670	1 945	1 725	253	191	84	3 399	1 791	1 608	220	171			
	C	75	1 924	1 009	915	51	80	75	1 924	1 009	915	49	78			
<b>TR904 Rize</b>	<b>A</b>	<b>118</b>	<b>4 170</b>	<b>2 176</b>	<b>1 994</b>	<b>273</b>	<b>228</b>	<b>111</b>	<b>3 879</b>	<b>2 026</b>	<b>1 853</b>	<b>241</b>	<b>201</b>			
	B	67	2 768	1 448	1 320	229	166	60	2 477	1 298	1 179	197	141			
	C	51	1 402	728	674	44	62	51	1 402	728	674	44	60			
<b>TR905 Artvin</b>	<b>A</b>	<b>68</b>	<b>2 143</b>	<b>1 119</b>	<b>1 024</b>	<b>135</b>	<b>109</b>	<b>64</b>	<b>2 010</b>	<b>1 053</b>	<b>957</b>	<b>126</b>	<b>103</b>			
	B	40	1 432	765	667	108	77	36	1 299	699	600	99	71			
	C	28	711	354	357	27	32	28	711	354	357	27	32			
<b>TR906 Gümüşhane</b>	<b>A</b>	<b>55</b>	<b>1 389</b>	<b>716</b>	<b>673</b>	<b>96</b>	<b>106</b>	<b>54</b>	<b>1 353</b>	<b>699</b>	<b>654</b>	<b>93</b>	<b>99</b>			
	B	29	1 036	531	505	69	64	28	1 000	514	486	66	57			
	C	26	353	185	168	27	42	26	353	185	168	27	42			
<b>TRA11 Erzurum</b>	<b>A</b>	<b>407</b>	<b>10 357</b>	<b>5 488</b>	<b>4 869</b>	<b>600</b>	<b>545</b>	<b>386</b>	<b>9 615</b>	<b>5 117</b>	<b>4 498</b>	<b>517</b>	<b>474</b>			
	B	203	5 933	3 107	2 826	427	318	182	5 191	2 736	2 455	344	247			
	C	204	4 424	2 381	2 043	173	227	204	4 424	2 381	2 043	173	227			
<b>TRA12 Erzincan</b>	<b>A</b>	<b>110</b>	<b>3 051</b>	<b>1 597</b>	<b>1 454</b>	<b>197</b>	<b>179</b>	<b>104</b>	<b>2 898</b>	<b>1 511</b>	<b>1 387</b>	<b>173</b>	<b>160</b>			
	B	73	2 254	1 184	1 070	147	117	67	2 101	1 098	1 003	123	98			
	C	37	797	413	384	50	62	37	797	413	384	50	62			
<b>TRA13 Bayburt</b>	<b>A</b>	<b>47</b>	<b>1 007</b>	<b>525</b>	<b>482</b>	<b>68</b>	<b>65</b>	<b>45</b>	<b>949</b>	<b>492</b>	<b>457</b>	<b>63</b>	<b>60</b>			
	B	26	658	334	324	46	41	24	600	301	299	41	36			
	C	21	349	191	158	22	24	21	349	191	158	22	24			
<b>TRA21 Ağrı</b>	<b>A</b>	<b>322</b>	<b>8 556</b>	<b>4 520</b>	<b>4 036</b>	<b>381</b>	<b>355</b>	<b>320</b>	<b>8 464</b>	<b>4 468</b>	<b>3 996</b>	<b>375</b>	<b>351</b>			
	B	161	5 113	2 694	2 419	212	159	160	5 072	2 669	2 403	206	155			
	C	161	3 443	1 826	1 617	169	196	160	3 392	1 799	1 593	169	196			
<b>TRA22 Kars</b>	<b>A</b>	<b>239</b>	<b>4 581</b>	<b>2 335</b>	<b>2 246</b>	<b>292</b>	<b>289</b>	<b>235</b>	<b>4 491</b>	<b>2 295</b>	<b>2 196</b>	<b>281</b>	<b>278</b>			
	B	128	2 771	1 408	1 363	121	119	124	2 681	1 368	1 313	110	108			
	C	111	1 810	927	883	171	170	111	1 810	927	883	171	170			
<b>TRA23 Iğdır</b>	<b>A</b>	<b>108</b>	<b>3 240</b>	<b>1 706</b>	<b>1 534</b>	<b>168</b>	<b>113</b>	<b>105</b>	<b>3 157</b>	<b>1 655</b>	<b>1 502</b>	<b>155</b>	<b>100</b>			
	B	61	1 827	972	855	102	58	59	1 790	952	838	89	45			
	C	47	1 413	734	679	66	55	46	1 367	703	664	66	55			
<b>TRA24 Ardahan</b>	<b>A</b>	<b>76</b>	<b>1 447</b>	<b>720</b>	<b>727</b>	<b>89</b>	<b>104</b>	<b>74</b>	<b>1 409</b>	<b>702</b>	<b>707</b>	<b>82</b>	<b>99</b>			
	B	46	951	471	480	51	40	44	913	453	460	44	35			
	C	30	496	249	247	38	64	30	496	249	247	38	64			

(1) Toplam öğretmen, kadrolu öğretmenleri kapsar.

2.2 Number of schools, students, teachers and classrooms in public and private pre- primary education institutions by settlement place according to Statistical Regions Level 3 (continued)

[Beginning of the educational year 2013/'14]

A. Total B. City C. Village

Okul/ Sınıf School/ Class- room	Özel - Private					Çocuk Hizmetleri Genel Müdürlüğü General Directorate of Children Services						SR Level 3	
	Öğrenci - Student					Öğrenci - Student							
	Toplam Total	Erkek Males	Kadın Females	Öğretmen <sup>(1)</sup> Teacher <sup>(1)</sup>	Derslik Classroom	Toplam Total	Erkek Males	Kadın Females	Öğretmen <sup>(1)</sup> Teacher <sup>(1)</sup>	Derslik Classroom			
4	266	146	120	23	15	6	104	58	46	25	16	A	Tokat TR832
4	266	146	120	23	15	6	104	58	46	25	16	B	
-	-	-	-	-	-	-	-	-	-	-	-	C	
3	122	59	63	7	9	7	332	184	148	40	25	A	Çorum TR833
3	122	59	63	7	9	7	332	184	148	40	25	B	
-	-	-	-	-	-	-	-	-	-	-	-	C	
3	108	52	56	15	34	6	188	101	87	19	19	A	Amasya TR834
2	73	37	36	15	34	6	188	101	87	19	19	B	
1	35	15	20	-	-	-	-	-	-	-	-	C	
14	430	213	217	42	51	13	387	203	184	51	44	A	Trabzon TR901
14	430	213	217	35	45	13	387	203	184	51	44	B	
-	-	-	-	7	6	-	-	-	-	-	-	C	
6	151	80	71	9	20	17	642	319	323	66	50	A	Ordu TR902
6	151	80	71	9	18	17	642	319	323	66	50	B	
-	-	-	-	-	2	-	-	-	-	-	-	C	
2	103	62	41	9	6	6	168	92	76	26	16	A	Giresun TR903
2	103	62	41	7	4	6	168	92	76	26	16	B	
-	-	-	-	2	2	-	-	-	-	-	-	C	
3	107	58	49	8	12	4	184	92	92	24	15	A	Rize TR904
3	107	58	49	8	10	4	184	92	92	24	15	B	
-	-	-	-	-	2	-	-	-	-	-	-	C	
1	16	6	10	4	2	3	117	60	57	5	4	A	Artvin TR905
1	16	6	10	4	2	3	117	60	57	5	4	B	
-	-	-	-	-	-	-	-	-	-	-	-	C	
1	36	17	19	3	7	-	-	-	-	-	-	A	Gümüşhane TR906
1	36	17	19	3	7	-	-	-	-	-	-	B	
-	-	-	-	-	-	-	-	-	-	-	-	C	
9	267	133	134	25	26	12	475	238	237	58	45	A	Erzurum TRA11
9	267	133	134	25	26	12	475	238	237	58	45	B	
-	-	-	-	-	-	-	-	-	-	-	-	C	
2	74	44	30	8	6	4	79	42	37	16	13	A	Erzincan TRA12
2	74	44	30	8	6	4	79	42	37	16	13	B	
-	-	-	-	-	-	-	-	-	-	-	-	C	
1	26	12	14	2	2	1	32	21	11	3	3	A	Bayburt TRA13
1	26	12	14	2	2	1	32	21	11	3	3	B	
-	-	-	-	-	-	-	-	-	-	-	-	C	
2	92	52	40	6	4	-	-	-	-	-	-	A	Ağrı TRA21
1	41	25	16	6	4	-	-	-	-	-	-	B	
1	51	27	24	-	-	-	-	-	-	-	-	C	
3	87	38	49	10	10	1	3	2	1	1	1	A	Kars TRA22
3	87	38	49	10	10	1	3	2	1	1	1	B	
-	-	-	-	-	-	-	-	-	-	-	-	C	
1	46	31	15	6	6	2	37	20	17	7	7	A	İğdir TRA23
-	-	-	-	6	6	2	37	20	17	7	7	B	
1	46	31	15	-	-	-	-	-	-	-	-	C	
1	25	14	11	2	2	1	13	4	9	5	3	A	Ardahan TRA24
1	25	14	11	2	2	1	13	4	9	5	3	B	
-	-	-	-	-	-	-	-	-	-	-	-	C	

(1) Total of teachers includes permanent teaching staff.

2.2 İstatistik Bölge Birimleri Sınıflaması 3. düzey resmi - özel ayrımında, yerleşim yerine göre okul öncesi eğitim kurumlarında okul, öğrenci, öğretmen ve derslik sayısı (devam)

[2013/'14 Öğretim yılı başı ]

İBBS 3. Düzey	A. Toplam		B. Şehir					C. Köy					
	Toplam - Total												
	Okul/ Sınıf School/ Class- room	Öğrenci - Student				Öğretmen <sup>(1)</sup> Teacher <sup>(1)</sup>	Derslik Classroom	Okul/ Sınıf School/ Class- room	Öğrenci - Student				Öğretmen <sup>(1)</sup> Teacher <sup>(1)</sup>
Toplam Total		Erkek Males	Kadın Females	Okul/ Sınıf School/ Class- room	Toplam Total				Erkek Males	Kadın Females	Okul/ Sınıf School/ Class- room		
<b>TRB11 Malatya</b>	<b>A</b>	<b>290</b>	<b>11 374</b>	<b>5 934</b>	<b>5 440</b>	<b>730</b>	<b>541</b>	<b>259</b>	<b>10 558</b>	<b>5 499</b>	<b>5 059</b>	<b>618</b>	<b>444</b>
	B	168	7 646	3 970	3 676	562	374	137	6 830	3 535	3 295	453	279
	C	122	3 728	1 964	1 764	168	167	122	3 728	1 964	1 764	165	165
<b>TRB12 Elazığ</b>	<b>A</b>	<b>212</b>	<b>7 970</b>	<b>4 252</b>	<b>3 718</b>	<b>494</b>	<b>378</b>	<b>197</b>	<b>7 446</b>	<b>3 950</b>	<b>3 496</b>	<b>415</b>	<b>330</b>
	B	122	5 807	3 109	2 698	415	270	107	5 283	2 807	2 476	336	222
	C	90	2 163	1 143	1 020	79	108	90	2 163	1 143	1 020	79	108
<b>TRB13 Bingöl</b>	<b>A</b>	<b>133</b>	<b>3 690</b>	<b>1 926</b>	<b>1 764</b>	<b>195</b>	<b>213</b>	<b>131</b>	<b>3 590</b>	<b>1 864</b>	<b>1 726</b>	<b>187</b>	<b>206</b>
	B	75	2 419	1 267	1 152	136	117	73	2 319	1 205	1 114	128	110
	C	58	1 271	659	612	59	96	58	1 271	659	612	59	96
<b>TRB14 Tunceli</b>	<b>A</b>	<b>25</b>	<b>1 187</b>	<b>624</b>	<b>563</b>	<b>85</b>	<b>65</b>	<b>23</b>	<b>1 018</b>	<b>536</b>	<b>482</b>	<b>67</b>	<b>53</b>
	B	19	1 104	580	524	73	52	17	935	492	443	55	40
	C	6	83	44	39	12	13	6	83	44	39	12	13
<b>TRB21 Van</b>	<b>A</b>	<b>670</b>	<b>21 971</b>	<b>11 352</b>	<b>10 619</b>	<b>939</b>	<b>864</b>	<b>661</b>	<b>21 612</b>	<b>11 146</b>	<b>10 466</b>	<b>908</b>	<b>796</b>
	B	319	11 843	6 123	5 720	545	426	310	11 484	5 917	5 567	514	358
	C	351	10 128	5 229	4 899	394	438	351	10 128	5 229	4 899	394	438
<b>TRB22 Muş</b>	<b>A</b>	<b>271</b>	<b>6 947</b>	<b>3 638</b>	<b>3 309</b>	<b>373</b>	<b>320</b>	<b>269</b>	<b>6 866</b>	<b>3 593</b>	<b>3 273</b>	<b>366</b>	<b>313</b>
	B	133	3 688	1 952	1 736	159	123	131	3 607	1 907	1 700	155	120
	C	138	3 259	1 686	1 573	214	197	138	3 259	1 686	1 573	211	193
<b>TRB23 Bitlis</b>	<b>A</b>	<b>232</b>	<b>6 003</b>	<b>3 122</b>	<b>2 881</b>	<b>318</b>	<b>291</b>	<b>227</b>	<b>5 891</b>	<b>3 068</b>	<b>2 823</b>	<b>305</b>	<b>272</b>
	B	118	3 375	1 749	1 626	190	150	113	3 263	1 695	1 568	177	131
	C	114	2 628	1 373	1 255	128	141	114	2 628	1 373	1 255	128	141
<b>TRB24 Hakkari</b>	<b>A</b>	<b>96</b>	<b>2 723</b>	<b>1 437</b>	<b>1 286</b>	<b>161</b>	<b>146</b>	<b>94</b>	<b>2 680</b>	<b>1 414</b>	<b>1 266</b>	<b>157</b>	<b>140</b>
	B	47	1 605	851	754	114	94	45	1 562	828	734	110	88
	C	49	1 118	586	532	47	52	49	1 118	586	532	47	52
<b>TRC11 Gaziantep</b>	<b>A</b>	<b>487</b>	<b>27 772</b>	<b>14 667</b>	<b>13 105</b>	<b>1 415</b>	<b>1 077</b>	<b>443</b>	<b>25 844</b>	<b>13 604</b>	<b>12 240</b>	<b>1 236</b>	<b>912</b>
	B	278	17 011	8 977	8 034	1 240	902	236	15 189	7 976	7 213	1 061	737
	C	209	10 761	5 690	5 071	175	175	207	10 655	5 628	5 027	175	175
<b>TRC12 Adıyaman</b>	<b>A</b>	<b>307</b>	<b>9 196</b>	<b>4 750</b>	<b>4 446</b>	<b>580</b>	<b>437</b>	<b>299</b>	<b>8 844</b>	<b>4 564</b>	<b>4 280</b>	<b>540</b>	<b>401</b>
	B	172	6 189	3 170	3 019	391	245	164	5 837	2 984	2 853	351	209
	C	135	3 007	1 580	1 427	189	192	135	3 007	1 580	1 427	189	192
<b>TRC13 Kilis</b>	<b>A</b>	<b>73</b>	<b>2 051</b>	<b>1 066</b>	<b>985</b>	<b>112</b>	<b>93</b>	<b>69</b>	<b>1 978</b>	<b>1 023</b>	<b>955</b>	<b>105</b>	<b>86</b>
	B	41	1 319	691	628	87	60	37	1 246	648	598	80	53
	C	32	732	375	357	25	33	32	732	375	357	25	33
<b>TRC21 Şanlıurfa</b>	<b>A</b>	<b>889</b>	<b>38 615</b>	<b>20 013</b>	<b>18 602</b>	<b>1 646</b>	<b>1 463</b>	<b>863</b>	<b>38 091</b>	<b>19 739</b>	<b>18 352</b>	<b>1 582</b>	<b>1 354</b>
	B	439	21 568	11 199	10 369	859	719	413	21 044	10 925	10 119	795	624
	C	450	17 047	8 814	8 233	787	744	450	17 047	8 814	8 233	787	730
<b>TRC22 Diyarbakır</b>	<b>A</b>	<b>799</b>	<b>28 265</b>	<b>14 944</b>	<b>13 321</b>	<b>1 354</b>	<b>986</b>	<b>773</b>	<b>27 512</b>	<b>14 511</b>	<b>13 001</b>	<b>1 254</b>	<b>918</b>
	B	401	16 453	8 785	7 668	850	509	375	15 700	8 352	7 348	752	442
	C	398	11 812	6 159	5 653	504	477	398	11 812	6 159	5 653	502	476
<b>TRC31 Mardin</b>	<b>A</b>	<b>387</b>	<b>11 051</b>	<b>5 786</b>	<b>5 265</b>	<b>615</b>	<b>499</b>	<b>378</b>	<b>10 825</b>	<b>5 663</b>	<b>5 162</b>	<b>592</b>	<b>477</b>
	B	199	6 447	3 342	3 105	353	246	190	6 221	3 219	3 002	330	224
	C	188	4 604	2 444	2 160	262	253	188	4 604	2 444	2 160	262	253
<b>TRC32 Batman</b>	<b>A</b>	<b>250</b>	<b>9 454</b>	<b>4 946</b>	<b>4 508</b>	<b>500</b>	<b>398</b>	<b>240</b>	<b>9 054</b>	<b>4 729</b>	<b>4 325</b>	<b>471</b>	<b>364</b>
	B	136	6 561	3 457	3 104	368	231	126	6 161	3 240	2 921	339	197
	C	114	2 893	1 489	1 404	132	167	114	2 893	1 489	1 404	132	167
<b>TRC33 Şırnak</b>	<b>A</b>	<b>243</b>	<b>8 282</b>	<b>4 260</b>	<b>4 022</b>	<b>367</b>	<b>440</b>	<b>240</b>	<b>8 220</b>	<b>4 234</b>	<b>3 986</b>	<b>357</b>	<b>418</b>
	B	146	5 586	2 854	2 732	215	215	143	5 524	2 828	2 696	205	193
	C	97	2 696	1 406	1 290	152	225	97	2 696	1 406	1 290	152	225
<b>TRC34 Siirt</b>	<b>A</b>	<b>209</b>	<b>7 464</b>	<b>3 852</b>	<b>3 612</b>	<b>356</b>	<b>298</b>	<b>206</b>	<b>7 307</b>	<b>3 769</b>	<b>3 538</b>	<b>341</b>	<b>287</b>
	B	102	4 280	2 176	2 104	222	134	99	4 123	2 093	2 030	207	123
	C	107	3 184	1 676	1 508	134	164	107	3 184	1 676	1 508	134	164

(1) Toplam öğretmen, kadrolu öğretmenleri kapsar.

2.2 Number of schools, students, teachers and classrooms in public and private pre- primary education institutions by settlement place according to Statistical Regions Level 3 (continued)

[Beginning of the educational year 2013/'14]

A. Total B. City C. Village

Okul/ Sınıf School/ Class- room	Özel - Private					Çocuk Hizmetleri Genel Müdürlüğü General Directorate of Children Services						SR Level 3		
	Öğrenci - Student					Öğrenci - Student								
	Toplam Total	Erkek Males	Kadın Females	Öğretmen <sup>(1)</sup> Teacher <sup>(1)</sup>	Derslik Classroom	Toplam Total	Erkek Males	Kadın Females	Öğretmen <sup>(1)</sup> Teacher <sup>(1)</sup>	Derslik Classroom				
<b>15</b>	<b>507</b>	<b>272</b>	<b>235</b>	<b>53</b>	<b>53</b>	<b>16</b>	<b>309</b>	<b>163</b>	<b>146</b>	<b>59</b>	<b>44</b>	<b>A</b>	Malatya TRB11	
15	507	272	235	50	51	16	309	163	146	59	44	B		
-	-	-	-	3	2	-	-	-	-	-	-	C		
<b>7</b>	<b>388</b>	<b>224</b>	<b>164</b>	<b>35</b>	<b>32</b>	<b>8</b>	<b>136</b>	<b>78</b>	<b>58</b>	<b>44</b>	<b>16</b>	<b>A</b>	Elazığ TRB12	
7	388	224	164	35	32	8	136	78	58	44	16	B		
-	-	-	-	-	-	-	-	-	-	-	-	C		
<b>1</b>	<b>55</b>	<b>31</b>	<b>24</b>	<b>3</b>	<b>3</b>	<b>1</b>	<b>45</b>	<b>31</b>	<b>14</b>	<b>5</b>	<b>4</b>	<b>A</b>	Bingöl TRB13	
1	55	31	24	3	3	1	45	31	14	5	4	B		
-	-	-	-	-	-	-	-	-	-	-	-	C		
<b>1</b>	<b>74</b>	<b>43</b>	<b>31</b>	<b>10</b>	<b>5</b>	<b>1</b>	<b>95</b>	<b>45</b>	<b>50</b>	<b>8</b>	<b>7</b>	<b>A</b>	Tunceli TRB14	
1	74	43	31	10	5	1	95	45	50	8	7	B		
-	-	-	-	-	-	-	-	-	-	-	-	C		
<b>6</b>	<b>272</b>	<b>160</b>	<b>112</b>	<b>16</b>	<b>56</b>	<b>3</b>	<b>87</b>	<b>46</b>	<b>41</b>	<b>15</b>	<b>12</b>	<b>A</b>	Van TRB21	
6	272	160	112	16	56	3	87	46	41	15	12	B		
-	-	-	-	-	-	-	-	-	-	-	-	C		
<b>1</b>	<b>61</b>	<b>36</b>	<b>25</b>	<b>3</b>	<b>4</b>	<b>1</b>	<b>20</b>	<b>9</b>	<b>11</b>	<b>4</b>	<b>3</b>	<b>A</b>	Muş TRB22	
1	61	36	25	-	-	1	20	9	11	4	3	B		
-	-	-	-	3	4	-	-	-	-	-	-	C		
<b>1</b>	<b>38</b>	<b>16</b>	<b>22</b>	<b>2</b>	<b>12</b>	<b>4</b>	<b>74</b>	<b>38</b>	<b>36</b>	<b>11</b>	<b>7</b>	<b>A</b>	Bitlis TRB23	
1	38	16	22	2	12	4	74	38	36	11	7	B		
-	-	-	-	-	-	-	-	-	-	-	-	C		
<b>2</b>	<b>43</b>	<b>23</b>	<b>20</b>	<b>4</b>	<b>6</b>	-	-	-	-	-	-	-	A	Hakkari TRB24
2	43	23	20	4	6	-	-	-	-	-	-	-	B	
-	-	-	-	-	-	-	-	-	-	-	-	-	C	
<b>13</b>	<b>769</b>	<b>412</b>	<b>357</b>	<b>48</b>	<b>51</b>	<b>31</b>	<b>1 159</b>	<b>651</b>	<b>508</b>	<b>131</b>	<b>114</b>	<b>A</b>	Gaziantep TRC11	
11	663	350	313	48	51	31	1 159	651	508	131	114	B		
2	106	62	44	-	-	-	-	-	-	-	-	C		
<b>3</b>	<b>261</b>	<b>141</b>	<b>120</b>	<b>15</b>	<b>22</b>	<b>5</b>	<b>91</b>	<b>45</b>	<b>46</b>	<b>25</b>	<b>14</b>	<b>A</b>	Adıyaman TRC12	
3	261	141	120	15	22	5	91	45	46	25	14	B		
-	-	-	-	-	-	-	-	-	-	-	-	C		
<b>2</b>	<b>45</b>	<b>26</b>	<b>19</b>	<b>3</b>	<b>3</b>	<b>2</b>	<b>28</b>	<b>17</b>	<b>11</b>	<b>4</b>	<b>4</b>	<b>A</b>	Kilis TRC13	
2	45	26	19	3	3	2	28	17	11	4	4	B		
-	-	-	-	-	-	-	-	-	-	-	-	C		
<b>7</b>	<b>217</b>	<b>120</b>	<b>97</b>	<b>11</b>	<b>56</b>	<b>19</b>	<b>307</b>	<b>154</b>	<b>153</b>	<b>53</b>	<b>53</b>	<b>A</b>	Şanlıurfa TRC21	
7	217	120	97	11	42	19	307	154	153	53	53	B		
-	-	-	-	-	14	-	-	-	-	-	-	C		
<b>14</b>	<b>567</b>	<b>328</b>	<b>239</b>	<b>51</b>	<b>42</b>	<b>12</b>	<b>186</b>	<b>105</b>	<b>81</b>	<b>49</b>	<b>26</b>	<b>A</b>	Diyarbakır TRC22	
14	567	328	239	49	41	12	186	105	81	49	26	B		
-	-	-	-	2	1	-	-	-	-	-	-	C		
<b>4</b>	<b>110</b>	<b>53</b>	<b>57</b>	<b>5</b>	<b>9</b>	<b>5</b>	<b>116</b>	<b>70</b>	<b>46</b>	<b>18</b>	<b>13</b>	<b>A</b>	Mardin TRC31	
4	110	53	57	5	9	5	116	70	46	18	13	B		
-	-	-	-	-	-	-	-	-	-	-	-	C		
<b>7</b>	<b>350</b>	<b>188</b>	<b>162</b>	<b>21</b>	<b>29</b>	<b>3</b>	<b>50</b>	<b>29</b>	<b>21</b>	<b>8</b>	<b>5</b>	<b>A</b>	Batman TRC32	
7	350	188	162	21	29	3	50	29	21	8	5	B		
-	-	-	-	-	-	-	-	-	-	-	-	C		
<b>2</b>	<b>53</b>	<b>23</b>	<b>30</b>	<b>4</b>	<b>20</b>	<b>1</b>	<b>9</b>	<b>3</b>	<b>6</b>	<b>6</b>	<b>2</b>	<b>A</b>	Şırnak TRC33	
2	53	23	30	4	20	1	9	3	6	6	2	B		
-	-	-	-	-	-	-	-	-	-	-	-	C		
<b>1</b>	<b>114</b>	<b>60</b>	<b>54</b>	<b>9</b>	<b>7</b>	<b>2</b>	<b>43</b>	<b>23</b>	<b>20</b>	<b>6</b>	<b>4</b>	<b>A</b>	Siirt TRC34	
1	114	60	54	9	7	2	43	23	20	6	4	B		
-	-	-	-	-	-	-	-	-	-	-	-	C		

(1) Total of teachers includes permanent teaching staff.

2.3 İstatistik Bölge Birimleri Sınıflaması 3. düzey, yerleşim yerine göre okul öncesi eğitim kurumlarında okul, şube, öğrenci ve öğretmen sayısı

Number of schools, divisions, students and teachers in pre-primary education institutions by settlement place according to Statistical Regions Level 3

[2013/'14 Öğretim yılı başı - Beginning of the educational year 2013/'14]

İBBS 3. Düzey SR Level 3	A. Toplam - Total			B. Şehir - City			C. Köy - Village								
	Okul/ Sınıf School/ Classroom	Şube Division	Toplam - Total			Doğum Yılları - Year of Birth						Öğretmen <sup>(1)</sup> Teacher <sup>(1)</sup>			
			Toplam Total	Erkek Males	Kadın Females	2010		2009		2008		Toplam Total	Erkek Males	Kadın Females	
TR Türkiye	A	26 698	63 273	1 059 495	555 194	504 301	48 852	47 293	205 869	196 184	300 473	260 824	63 327	3 387	59 940
TR Turkey	B	15 739	41 855	681 458	357 121	324 337	40 487	38 669	135 284	128 378	181 350	157 290	52 111	2 374	49 737
	C	10 959	21 418	378 037	198 073	179 964	8 365	8 624	70 585	67 806	119 123	103 534	11 216	1 013	10 203
TR100 İstanbul	A	2 774	9 439	143 544	75 983	67 561	8 109	7 642	28 043	26 220	39 831	33 699	9 568	318	9 250
	B	2 075	7 094	100 768	53 207	47 561	7 690	7 171	20 222	18 916	25 295	21 474	9 298	307	8 991
	C	699	2 345	42 776	22 776	20 000	419	471	7 821	7 304	14 536	12 225	270	11	259
TR211 Tekirdağ	A	246	582	11 162	5 836	5 326	597	513	1 767	1 647	3 472	3 166	646	20	626
	B	156	377	7 056	3 691	3 365	496	425	1 193	1 111	2 002	1 829	547	16	531
	C	90	205	4 106	2 145	1 961	101	88	574	536	1 470	1 337	99	4	95
TR212 Edirne	A	144	288	4 607	2 388	2 219	238	255	730	704	1 420	1 260	292	3	289
	B	78	195	3 073	1 582	1 491	203	229	545	520	834	742	255	2	253
	C	66	93	1 534	806	728	35	26	185	184	586	518	37	1	36
TR213 Kırklareli	A	115	235	4 098	2 174	1 924	193	180	680	587	1 301	1 157	213	5	208
	B	69	152	2 648	1 427	1 221	174	153	501	403	752	665	181	4	177
	C	46	83	1 450	747	703	19	27	179	184	549	492	32	1	31
TR221 Balıkesir	A	397	796	11 950	6 199	5 751	464	479	1 933	1 824	3 802	3 448	835	27	808
	B	219	513	7 656	3 986	3 670	401	403	1 336	1 237	2 249	2 030	628	19	609
	C	178	283	4 294	2 213	2 081	63	76	597	587	1 553	1 418	207	8	199
TR222 Çanakkale	A	166	355	6 007	3 107	2 900	277	266	981	956	1 849	1 678	405	10	395
	B	96	227	3 945	2 070	1 875	251	229	724	678	1 095	968	289	6	283
	C	70	128	2 062	1 037	1 025	26	37	257	278	754	710	116	4	112
TR310 İzmir	A	1 175	3 219	50 731	26 607	24 124	2 603	2 501	9 269	8 765	14 735	12 858	3 553	106	3 447
	B	782	2 241	33 301	17 399	15 902	2 296	2 202	6 399	5 983	8 704	7 717	3 334	95	3 239
	C	393	978	17 430	9 208	8 222	307	299	2 870	2 782	6 031	5 141	219	11	208
TR321 Aydın	A	403	854	12 865	6 737	6 128	550	509	2 221	2 104	3 966	3 515	881	41	840
	B	248	599	8 761	4 541	4 220	475	450	1 547	1 424	2 519	2 346	659	26	633
	C	155	255	4 104	2 196	1 908	75	59	674	680	1 447	1 169	222	15	207
TR322 Denizli	A	382	981	15 536	8 141	7 395	739	772	2 434	2 333	4 968	4 290	1 080	54	1 026
	B	213	644	10 313	5 400	4 913	661	692	1 807	1 695	2 932	2 526	914	41	873
	C	169	337	5 223	2 741	2 482	78	80	627	638	2 036	1 764	166	13	153
TR323 Muğla	A	393	830	12 151	6 301	5 850	584	577	1 873	1 817	3 844	3 456	896	21	875
	B	230	552	7 808	4 047	3 761	542	538	1 366	1 320	2 139	1 903	560	12	548
	C	163	278	4 343	2 254	2 089	42	39	507	497	1 705	1 553	336	9	327
TR331 Manisa	A	500	1 003	17 006	8 915	8 091	715	626	2 825	2 721	5 375	4 744	994	39	955
	B	270	627	10 751	5 704	5 047	595	502	1 826	1 715	3 203	2 830	782	27	755
	C	230	376	6 255	3 211	3 044	120	124	999	1 006	2 092	1 914	212	12	200
TR332 Afyonkarahisar	A	363	615	9 454	4 930	4 524	325	318	1 816	1 742	2 789	2 464	601	34	567
	B	200	377	5 727	3 020	2 707	268	253	1 156	1 086	1 596	1 368	397	20	377
	C	163	238	3 727	1 910	1 817	57	65	660	656	1 193	1 096	204	14	190
TR333 Kütahya	A	218	432	6 960	3 644	3 316	282	259	1 161	1 107	2 201	1 950	426	19	407
	B	115	253	4 087	2 133	1 954	251	218	707	681	1 175	1 055	357	15	342
	C	103	179	2 873	1 511	1 362	31	41	454	426	1 026	895	69	4	65
TR334 Uşak	A	136	282	4 323	2 279	2 044	118	117	674	586	1 487	1 341	284	15	269
	B	80	171	2 497	1 334	1 163	88	96	418	349	828	718	228	14	214
	C	56	111	1 826	945	881	30	21	256	237	659	623	56	1	55
TR411 Bursa	A	696	2 123	37 760	19 870	17 890	1 794	1 620	6 980	6 582	11 096	9 688	1 993	44	1 949
	B	424	1 454	24 712	12 936	11 776	1 582	1 428	4 796	4 542	6 558	5 806	1 811	39	1 772
	C	272	669	13 048	6 934	6 114	212	192	2 184	2 040	4 538	3 882	182	5	177
TR412 Eskişehir	A	203	594	10 136	5 387	4 749	577	534	1 734	1 543	3 076	2 672	667	22	645
	B	130	400	6 727	3 541	3 186	490	449	1 228	1 112	1 823	1 625	630	22	608
	C	73	194	3 409	1 846	1 563	87	85	506	431	1 253	1 047	37	-	37
TR413 Bilecik	A	60	148	2 897	1 488	1 409	155	153	471	489	862	767	147	6	141
	B	36	114	2 305	1 182	1 123	142	139	397	414	643	570	137	5	132
	C	24	34	592	306	286	13	14	74	75	219	197	10	1	9
TR421 Kocaeli	A	455	1 361	24 503	12 821	11 682	927	894	4 568	4 302	7 326	6 486	1 345	42	1 303
	B	280	886	15 232	8 023	7 209	812	757	2 904	2 737	4 307	3 715	1 220	37	1 183
	C	175	475	9 271	4 798	4 473	115	137	1 664	1 565	3 019	2 771	125	5	120
TR422 Sakarya	A	370	806	13 030	6 879	6 151	688	649	2 770	2 576	3 421	2 926	794	42	752
	B	229	539	8 578	4 527	4 051	593	559	1 806	1 695	2 128	1 797	692	35	657
	C	141	267	4 452	2 352	2 100	95	90	964	881	1 293	1 129	102	7	95
TR423 Düzce	A	163	335	4 816	2 486	2 330	268	266	901	900	1 317	1 164	336	8	328
	B	99	230	3 360	1 743	1 617	239	237	647	632	857	748	265	5	260
	C	64	105	1 456	743	713	29	29	254	268	460	416	71	3	68
TR424 Bolu	A	81	237	3 623	1 911	1 712	181	176	633	600	1 097	936	252	12	240
	B	44	138	2 132	1 125	1 007	155	160	408	399	562	448	218	9	209
	C	37	99	1 491	786	705	26	16	225	201	535	488	34	3	31

(1) Kadrolu öğretmenleri kapsar.

(1) Includes permanent teaching staff



2.3 İstatistikî Bölge Birimleri Sınıflaması 3. düzey, yerleşim yerine göre okul öncesi eğitim kurumlarında okul, şube, öğrenci ve öğretmen sayısı (devam)

Number of schools, divisions, students and teachers in pre-primary education institutions by settlement place according to Statistical Regions Level 3 (continued)

[2013/'14 Öğretim yılı başı - Beginning of the educational year 2013/'14]

İBS 3. Düzey SR Level 3	A. Toplam - Total			B. Şehir - City			C. Köy - Village						Öğretmen <sup>(1)</sup> Teacher <sup>(1)</sup>			
	Okul/ Sınıf School/ Classroom	Şube Division	Toplam - Total			2010		Doğum Yılları - Year of Birth		2009		2008		Toplam Total	Erkek Males	Kadın Females
			Öğrenci - Student			Erkek Males	Kadın Females	Erkek Males	Kadın Females	Erkek Males	Kadın Females	Erkek Males	Kadın Females			
			Toplam Total	Erkek Males	Kadın Females											
<b>TR425 Yalova</b>	<b>A</b>	<b>77</b>	<b>183</b>	<b>2 961</b>	<b>1 523</b>	<b>1 438</b>	<b>150</b>	<b>134</b>	<b>547</b>	<b>562</b>	<b>826</b>	<b>742</b>	<b>172</b>	<b>5</b>	<b>167</b>	
	B	45	116	1 825	942	883	137	127	349	368	456	388	134	5	129	
	C	32	67	1 136	581	555	13	7	198	194	370	354	38	-	38	
<b>TR510 Ankara</b>	<b>A</b>	<b>1 340</b>	<b>4 369</b>	<b>65 640</b>	<b>34 275</b>	<b>31 365</b>	<b>3 564</b>	<b>3 431</b>	<b>10 841</b>	<b>10 411</b>	<b>19 870</b>	<b>17 523</b>	<b>5 257</b>	<b>86</b>	<b>5 171</b>	
	B	942	3 237	46 157	24 006	22 151	3 276	3 117	8 087	7 818	12 643	11 216	5 070	83	4 987	
	C	398	1 132	19 483	10 269	9 214	288	314	2 754	2 593	7 227	6 307	187	3	184	
<b>TR521 Konya</b>	<b>A</b>	<b>853</b>	<b>1 714</b>	<b>28 455</b>	<b>14 821</b>	<b>13 634</b>	<b>886</b>	<b>844</b>	<b>4 905</b>	<b>4 820</b>	<b>9 030</b>	<b>7 970</b>	<b>1 742</b>	<b>87</b>	<b>1 655</b>	
	B	488	1 050	17 141	8 909	8 232	682	647	3 064	2 999	5 163	4 586	1 432	59	1 373	
	C	365	664	11 314	5 912	5 402	204	197	1 841	1 821	3 867	3 384	310	28	282	
<b>TR522 Karaman</b>	<b>A</b>	<b>114</b>	<b>226</b>	<b>3 886</b>	<b>1 968</b>	<b>1 918</b>	<b>119</b>	<b>119</b>	<b>665</b>	<b>725</b>	<b>1 184</b>	<b>1 074</b>	<b>246</b>	<b>19</b>	<b>227</b>	
	B	56	128	2 254	1 139	1 115	77	80	394	435	668	600	180	10	170	
	C	58	98	1 632	829	803	42	39	271	290	516	474	66	9	57	
<b>TR611 Antalya</b>	<b>A</b>	<b>717</b>	<b>2 160</b>	<b>38 857</b>	<b>20 353</b>	<b>18 504</b>	<b>1 734</b>	<b>1 543</b>	<b>6 580</b>	<b>6 379</b>	<b>12 039</b>	<b>10 582</b>	<b>2 345</b>	<b>104</b>	<b>2 241</b>	
	B	468	1 543	26 042	13 611	12 431	1 479	1 300	4 569	4 413	7 563	6 718	1 949	58	1 891	
	C	249	617	12 815	6 742	6 073	255	243	2 011	1 966	4 476	3 864	396	46	350	
<b>TR612 Isparta</b>	<b>A</b>	<b>198</b>	<b>401</b>	<b>6 361</b>	<b>3 303</b>	<b>3 058</b>	<b>348</b>	<b>339</b>	<b>935</b>	<b>913</b>	<b>2 020</b>	<b>1 806</b>	<b>416</b>	<b>25</b>	<b>391</b>	
	B	112	245	3 747	1 997	1 750	262	253	594	572	1 141	925	320	18	302	
	C	86	156	2 614	1 306	1 308	86	86	341	341	879	881	96	7	89	
<b>TR613 Burdur</b>	<b>A</b>	<b>130</b>	<b>232</b>	<b>3 889</b>	<b>2 016</b>	<b>1 873</b>	<b>163</b>	<b>181</b>	<b>584</b>	<b>540</b>	<b>1 269</b>	<b>1 152</b>	<b>246</b>	<b>14</b>	<b>232</b>	
	B	75	148	2 557	1 324	1 233	128	127	385	362	811	744	171	11	160	
	C	55	84	1 332	692	640	35	54	199	178	458	408	75	3	72	
<b>TR621 Adana</b>	<b>A</b>	<b>596</b>	<b>1 649</b>	<b>29 111</b>	<b>15 366</b>	<b>13 745</b>	<b>1 186</b>	<b>1 070</b>	<b>5 533</b>	<b>5 152</b>	<b>8 647</b>	<b>7 523</b>	<b>1 622</b>	<b>92</b>	<b>1 530</b>	
	B	361	1 135	19 709	10 454	9 255	1 042	891	3 798	3 544	5 614	4 820	1 465	69	1 396	
	C	235	514	9 402	4 912	4 490	144	179	1 735	1 608	3 033	2 703	157	23	134	
<b>TR622 Mersin</b>	<b>A</b>	<b>593</b>	<b>1 716</b>	<b>34 332</b>	<b>17 788</b>	<b>16 544</b>	<b>1 936</b>	<b>1 845</b>	<b>6 631</b>	<b>6 476</b>	<b>9 221</b>	<b>8 223</b>	<b>1 642</b>	<b>78</b>	<b>1 564</b>	
	B	340	1 115	21 665	11 236	10 429	1 439	1 389	4 193	4 143	5 604	4 897	1 380	60	1 320	
	C	253	601	12 667	6 552	6 115	497	456	2 438	2 333	3 617	3 326	262	18	244	
<b>TR631 Hatay</b>	<b>A</b>	<b>635</b>	<b>1 608</b>	<b>36 530</b>	<b>19 088</b>	<b>17 442</b>	<b>1 521</b>	<b>1 504</b>	<b>8 520</b>	<b>8 021</b>	<b>9 047</b>	<b>7 917</b>	<b>1 157</b>	<b>76</b>	<b>1 081</b>	
	B	363	1 029	22 592	11 839	10 753	1 123	1 134	5 308	4 899	5 408	4 720	764	36	728	
	C	272	579	13 938	7 249	6 689	398	370	3 212	3 122	3 639	3 197	393	40	353	
<b>TR632 K.Maraş</b>	<b>A</b>	<b>457</b>	<b>920</b>	<b>15 896</b>	<b>8 338</b>	<b>7 558</b>	<b>407</b>	<b>440</b>	<b>2 745</b>	<b>2 637</b>	<b>5 186</b>	<b>4 481</b>	<b>871</b>	<b>117</b>	<b>754</b>	
	B	245	545	9 455	4 991	4 464	306	321	1 716	1 591	2 969	2 552	604	68	536	
	C	212	375	6 441	3 347	3 094	101	119	1 029	1 046	2 217	1 929	267	49	218	
<b>TR633 Osmaniye</b>	<b>A</b>	<b>201</b>	<b>451</b>	<b>7 903</b>	<b>4 175</b>	<b>3 728</b>	<b>240</b>	<b>233</b>	<b>1 110</b>	<b>1 110</b>	<b>2 825</b>	<b>2 385</b>	<b>475</b>	<b>47</b>	<b>428</b>	
	B	100	240	4 369	2 345	2 024	202	180	706	642	1 437	1 202	387	42	345	
	C	101	211	3 534	1 830	1 704	38	53	404	468	1 388	1 183	88	5	83	
<b>TR711 Kırıkkale</b>	<b>A</b>	<b>95</b>	<b>221</b>	<b>3 222</b>	<b>1 726</b>	<b>1 496</b>	<b>115</b>	<b>82</b>	<b>498</b>	<b>490</b>	<b>1 113</b>	<b>924</b>	<b>200</b>	<b>11</b>	<b>189</b>	
	B	44	121	1 742	930	812	103	71	301	310	526	431	184	8	176	
	C	51	100	1 480	796	684	12	11	197	180	587	493	16	3	13	
<b>TR712 Aksaray</b>	<b>A</b>	<b>209</b>	<b>339</b>	<b>5 574</b>	<b>2 975</b>	<b>2 599</b>	<b>206</b>	<b>194</b>	<b>1 000</b>	<b>926</b>	<b>1 769</b>	<b>1 479</b>	<b>332</b>	<b>15</b>	<b>317</b>	
	B	121	205	3 328	1 809	1 519	170	150	646	555	993	814	232	9	223	
	C	88	134	2 246	1 166	1 080	36	44	354	371	776	665	100	6	94	
<b>TR713 Niğde</b>	<b>A</b>	<b>178</b>	<b>314</b>	<b>5 157</b>	<b>2 773</b>	<b>2 384</b>	<b>139</b>	<b>137</b>	<b>933</b>	<b>884</b>	<b>1 701</b>	<b>1 363</b>	<b>318</b>	<b>23</b>	<b>295</b>	
	B	80	167	2 780	1 508	1 272	109	99	510	457	889	716	197	13	184	
	C	98	147	2 377	1 265	1 112	30	38	423	427	812	647	121	10	111	
<b>TR714 Nevşehir</b>	<b>A</b>	<b>147</b>	<b>276</b>	<b>4 814</b>	<b>2 488</b>	<b>2 326</b>	<b>176</b>	<b>161</b>	<b>929</b>	<b>959</b>	<b>1 383</b>	<b>1 206</b>	<b>289</b>	<b>17</b>	<b>272</b>	
	B	89	178	3 026	1 556	1 470	142	127	602	620	812	723	203	10	193	
	C	58	98	1 788	932	856	34	34	327	339	571	483	86	7	79	
<b>TR715 Kırşehir</b>	<b>A</b>	<b>95</b>	<b>193</b>	<b>3 060</b>	<b>1 610</b>	<b>1 450</b>	<b>131</b>	<b>95</b>	<b>446</b>	<b>417</b>	<b>1 033</b>	<b>938</b>	<b>231</b>	<b>16</b>	<b>215</b>	
	B	59	129	2 093	1 102	991	113	84	331	315	658	592	194	10	184	
	C	36	64	967	508	459	18	11	115	102	375	346	37	6	31	
<b>TR721 Kayseri</b>	<b>A</b>	<b>414</b>	<b>1 042</b>	<b>17 060</b>	<b>9 041</b>	<b>8 019</b>	<b>426</b>	<b>411</b>	<b>2 790</b>	<b>2 557</b>	<b>5 825</b>	<b>5 051</b>	<b>1 028</b>	<b>56</b>	<b>972</b>	
	B	239	703	11 597	6 143	5 454	386	370	1 930	1 796	3 827	3 288	943	49	894	
	C	175	339	5 463	2 898	2 565	40	41	860	761	1 998	1 763	85	7	78	
<b>TR722 Sivas</b>	<b>A</b>	<b>233</b>	<b>433</b>	<b>6 880</b>	<b>3 685</b>	<b>3 195</b>	<b>288</b>	<b>244</b>	<b>1 372</b>	<b>1 231</b>	<b>2 025</b>	<b>1 720</b>	<b>426</b>	<b>29</b>	<b>397</b>	
	B	125	275	4 415	2 357	2 058	251	213	917	806	1 189	1 039	337	24	313	
	C	108	158	2 465	1 328	1 137	37	31	455	425	836	681	89	5	84	
<b>TR723 Yozgat</b>	<b>A</b>	<b>231</b>	<b>385</b>	<b>5 450</b>	<b>2 877</b>	<b>2 573</b>	<b>207</b>	<b>189</b>	<b>979</b>	<b>954</b>	<b>1 691</b>	<b>1 430</b>	<b>368</b>	<b>25</b>	<b>343</b>	
	B	107	214	2 986	1 582	1 404	157	144	544	541	881	719	263	15	248	
	C	124	171	2 464	1 295	1 169	50	45	435	413	810	711	105	10	95	
<b>TR811 Zonguldak</b>	<b>A</b>	<b>234</b>	<b>435</b>	<b>6 542</b>	<b>3 395</b>	<b>3 147</b>	<b>276</b>	<b>210</b>	<b>1 124</b>	<b>1 193</b>	<b>1 995</b>	<b>1 744</b>	<b>404</b>	<b>13</b>	<b>391</b>	
	B	137	278	4 000	2 080	1 920	253	179	754	801	1 073	940	309	4	305	
	C	97	157	2 542	1 315	1 227	23	31	370	392	922	804	95	9	86	
<b>TR812 Karabük</b>	<b>A</b>	<b>71</b>	<b>163</b>	<b>2 656</b>	<b>1 424</b>	<b>1 232</b>	<b>99</b>	<b>106</b>	<b>491</b>	<b>413</b>	<b>834</b>	<b>713</b>	<b>173</b>	<b>7</b>	<b>166</b>	
	B	38	93	1 566	826	740	83	94	318	265	425	381	162	7	155	
	C	33	70	1 090	598											

2.3 İstatistik Bölge Birimleri Sınıflaması 3. düzey, yerleşim yerine göre okul öncesi eğitim kurumlarında okul, şube, öğrenci ve öğretmen sayısı (devam)

Number of schools, divisions, students and teachers in pre-primary education institutions by settlement place according to Statistical Regions Level 3 (continued)

[2013/'14 Öğretim yılı başı - Beginning of the educational year 2013/'14]

İBBS 3. Düzey SR Level 3	Okul/ Sınıf School/ Classroom	Şube Division	A. Toplam - Total			B. Şehir - City			C. Köy - Village			Öğretmen <sup>(1)</sup> Teacher <sup>(1)</sup>			
			Toplam - Total			Öğrenci - Student			Doğum Yılları - Year of Birth						
			Toplam Total	Erkek Males	Kadın Females	2010		2009		2008		Toplam Total	Erkek Males	Kadın Females	
						Erkek Males	Kadın Females	Erkek Males	Kadın Females	Erkek Males	Kadın Females				
TR813 Bartın	A	83	135	2 195	1 130	1 065	97	95	419	416	614	554	147	1	146
	B	45	85	1 451	738	713	90	87	278	295	370	331	79	-	79
	C	38	50	744	392	352	7	8	141	121	244	223	68	1	67
TR821 Kastamonu	A	121	238	3 738	1 996	1 742	173	145	718	698	1 105	899	250	10	240
	B	64	141	2 166	1 172	994	144	124	470	438	558	432	207	8	199
	C	57	97	1 572	824	748	29	21	248	260	547	467	43	2	41
TR822 Çankırı	A	65	145	2 598	1 373	1 225	183	162	523	461	667	602	140	5	135
	B	43	107	1 946	1 043	903	167	132	400	341	476	430	123	4	119
	C	22	38	652	330	322	16	30	123	120	191	172	17	1	16
TR823 Sinop	A	78	163	2 483	1 293	1 190	123	107	476	464	694	619	187	11	176
	B	46	96	1 431	730	701	103	88	309	276	318	337	153	10	143
	C	32	67	1 052	563	489	20	19	167	188	376	282	34	1	33
TR831 Samsun	A	563	1 110	17 080	8 881	8 199	745	742	3 449	3 315	4 687	4 142	1 142	49	1 093
	B	312	719	10 702	5 527	5 175	516	531	2 190	2 087	2 821	2 557	862	35	827
	C	251	391	6 378	3 354	3 024	229	211	1 259	1 228	1 866	1 585	280	14	266
TR832 Tokat	A	317	507	7 733	3 991	3 742	404	392	1 449	1 392	2 138	1 958	485	23	462
	B	174	312	4 806	2 460	2 346	290	270	940	909	1 230	1 167	330	13	317
	C	143	195	2 927	1 531	1 396	114	122	509	483	908	791	155	10	145
TR833 Çorum	A	195	400	6 481	3 321	3 160	310	274	1 020	1 037	1 991	1 849	408	11	397
	B	114	272	4 372	2 247	2 125	261	214	727	734	1 259	1 177	342	11	331
	C	81	128	2 109	1 074	1 035	49	60	293	303	732	672	66	-	66
TR834 Amasya	A	157	332	6 161	3 235	2 926	435	460	1 274	1 133	1 526	1 333	359	14	345
	B	82	207	4 050	2 141	1 909	350	360	840	731	951	818	291	11	280
	C	75	125	2 111	1 094	1 017	85	100	434	402	575	515	68	3	65
TR901 Trabzon	A	307	723	11 328	5 906	5 422	640	601	2 313	2 241	2 953	2 580	690	36	654
	B	178	471	7 223	3 772	3 451	513	491	1 453	1 436	1 806	1 524	500	28	472
	C	129	252	4 105	2 134	1 971	127	110	860	805	1 147	1 056	190	8	182
TR902 Ordu	A	264	454	8 753	4 552	4 201	373	341	1 653	1 620	2 526	2 240	508	33	475
	B	133	276	5 514	2 876	2 638	336	312	1 054	1 032	1 486	1 294	398	24	374
	C	131	178	3 239	1 676	1 563	37	29	599	588	1 040	946	110	9	101
TR903 Giresun	A	167	329	5 594	2 954	2 640	371	314	1 145	1 091	1 438	1 235	304	21	283
	B	92	215	3 670	1 945	1 725	296	263	760	729	889	733	253	16	237
	C	75	114	1 924	1 009	915	75	51	385	362	549	502	51	5	46
TR904 Rize	A	118	277	4 170	2 176	1 994	223	211	824	774	1 129	1 009	273	14	259
	B	67	173	2 768	1 448	1 320	192	183	560	517	696	620	229	14	215
	C	51	104	1 402	728	674	31	28	264	257	433	389	44	-	44
TR905 Artvin	A	68	127	2 143	1 119	1 024	116	113	439	397	564	514	135	5	130
	B	40	83	1 432	765	667	105	97	302	253	358	317	108	4	104
	C	28	44	711	354	357	11	16	137	144	206	197	27	1	26
TR906 Gümüşhane	A	55	96	1 389	716	673	67	73	294	259	355	341	96	9	87
	B	29	67	1 036	531	505	58	65	213	194	260	246	69	5	64
	C	26	29	353	185	168	9	8	81	65	95	95	27	4	23
TRA11 Erzurum	A	407	643	10 357	5 488	4 869	637	599	2 294	2 200	2 557	2 070	600	41	559
	B	203	367	5 933	3 107	2 826	402	408	1 282	1 242	1 423	1 176	427	20	407
	C	204	276	4 424	2 381	2 043	235	191	1 012	958	1 134	894	173	21	152
TRA12 Erzincan	A	110	196	3 051	1 597	1 454	170	173	572	542	855	739	197	6	191
	B	73	145	2 254	1 184	1 070	142	150	422	400	620	520	147	4	143
	C	37	51	797	413	384	28	23	150	142	235	219	50	2	48
TRA13 Bayburt	A	47	67	1 007	525	482	47	25	209	195	269	262	68	2	66
	B	26	41	658	334	324	42	24	125	128	167	172	46	2	44
	C	21	26	349	191	158	5	1	84	67	102	90	22	-	22
TRA21 Ağrı	A	322	466	8 556	4 520	4 036	420	455	2 120	1 981	1 980	1 600	381	53	328
	B	161	264	5 113	2 694	2 419	258	290	1 237	1 149	1 199	980	212	30	182
	C	161	202	3 443	1 826	1 617	162	165	883	832	781	620	169	23	146
TRA22 Kars	A	239	322	4 581	2 335	2 246	214	224	1 081	1 081	1 040	941	292	15	277
	B	128	194	2 771	1 408	1 363	149	141	626	652	633	570	121	5	116
	C	111	128	1 810	927	883	65	83	455	429	407	371	171	10	161
TRA23 Iğdır	A	108	188	3 240	1 706	1 534	116	130	765	729	825	675	168	12	156
	B	61	107	1 827	972	855	80	88	450	423	442	344	102	9	93
	C	47	81	1 413	734	679	36	42	315	306	383	331	66	3	63
TRA24 Ardahan	A	76	98	1 447	720	727	71	65	328	379	321	283	89	6	83
	B	46	64	951	471	480	50	44	206	247	215	189	51	4	47
	C	30	34	496	249	247	21	21	122	132	106	94	38	2	36
TRB11 Malatya	A	290	660	11 374	5 934	5 440	452	469	2 164	2 108	3 318	2 863	730	71	659
	B	168	443	7 646	3 970	3 676	371	382	1 484	1 442	2 115	1 852	562	45	517
	C	122	217	3 728	1 964	1 764	81	87	680	666	1 203	1 011	168	26	142

(1) Kadrolu öğretmenleri kapsar.

(1) Includes permanent teaching staff

2.3 İstatistikî Bölge Birimleri Sınıflaması 3. düzey, yerleşim yerine göre okul öncesi eğitim kurumlarında okul, şube, öğrenci ve öğretmen sayısı (devam)

Number of schools, divisions, students and teachers in pre-primary education institutions by settlement place according to Statistical Regions Level 3 (continued)

[2013/'14 Öğretim yılı başı - Beginning of the educational year 2013/'14]

İBBS 3. Düzey SR Level 3	A. Toplam - Total			B. Şehir - City			C. Köy - Village						Öğretmen <sup>(1)</sup> Teacher <sup>(1)</sup>		
	Okul/ Sınıf School/ Classroom	Şube Division	Toplam - Total			Doğum Yılları - Year of Birth						Toplam Total	Erkek Males	Kadın Females	
			Öğrenci - Student			2010		2009		2008					
			Toplam Total	Erkek Males	Kadın Females	Erkek Males	Kadın Females	Erkek Males	Kadın Females	Erkek Males	Kadın Females				
TRB12 Elazığ	A	212	485	7 970	4 252	3 718	407	406	1 836	1 718	2 009	1 594	494	35	459
	B	122	352	5 807	3 109	2 698	321	320	1 310	1 237	1 478	1 141	415	30	385
	C	90	133	2 163	1 143	1 020	86	86	526	481	531	453	79	5	74
TRB13 Bingöl	A	133	242	3 690	1 926	1 764	153	134	863	816	910	814	195	29	166
	B	75	152	2 419	1 267	1 152	111	96	589	510	567	546	136	24	112
	C	58	90	1 271	659	612	42	38	274	306	343	268	59	5	54
TRB14 Tunceli	A	25	75	1 187	624	563	107	85	252	221	265	257	85	5	80
	B	19	69	1 104	580	524	103	82	235	206	242	236	73	4	69
	C	6	6	83	44	39	4	3	17	15	23	21	12	1	11
TRB21 Van	A	670	1 220	21 971	11 352	10 619	787	927	5 331	5 285	5 234	4 407	939	151	788
	B	319	643	11 843	6 123	5 720	455	551	2 844	2 840	2 824	2 329	545	84	461
	C	351	577	10 128	5 229	4 899	332	376	2 487	2 445	2 410	2 078	394	67	327
TRB22 Muş	A	271	399	6 947	3 638	3 309	235	310	1 694	1 574	1 709	1 425	373	44	329
	B	133	222	3 688	1 952	1 736	166	193	890	828	896	715	159	18	141
	C	138	177	3 259	1 686	1 573	69	117	804	746	813	710	214	26	188
TRB23 Bitlis	A	232	364	6 003	3 122	2 881	248	258	1 485	1 398	1 389	1 225	318	40	278
	B	118	204	3 375	1 749	1 626	149	162	837	807	763	657	190	23	167
	C	114	160	2 628	1 373	1 255	99	96	648	591	626	568	128	17	111
TRB24 Hakkari	A	96	182	2 723	1 437	1 286	183	162	679	622	575	502	161	26	135
	B	47	103	1 605	851	754	136	122	407	354	308	278	114	20	94
	C	49	79	1 118	586	532	47	40	272	268	267	224	47	6	41
TRC11 Gaziantep	A	487	1 569	27 772	14 667	13 105	720	766	5 590	5 200	8 357	7 139	1 415	106	1 309
	B	278	986	17 011	8 977	8 034	559	565	3 497	3 235	4 921	4 234	1 240	74	1 166
	C	209	583	10 761	5 690	5 071	161	201	2 093	1 965	3 436	2 905	175	32	143
TRC12 Adıyaman	A	307	557	9 196	4 750	4 446	279	310	1 758	1 729	2 713	2 407	580	67	513
	B	172	362	6 189	3 170	3 019	201	226	1 146	1 150	1 823	1 643	391	39	352
	C	135	195	3 007	1 580	1 427	78	84	612	579	890	764	189	28	161
TRC13 Kilis	A	73	127	2 051	1 066	985	77	68	402	439	587	478	112	8	104
	B	41	79	1 319	691	628	50	41	253	268	388	319	87	4	83
	C	32	48	732	375	357	27	27	149	171	199	159	25	4	21
TRC21 Şanlıurfa	A	889	1 936	38 615	20 013	18 602	1 620	1 801	10 245	9 767	8 148	7 034	1 646	205	1 441
	B	439	1 078	21 568	11 199	10 369	1 092	1 182	5 631	5 324	4 476	3 863	859	93	766
	C	450	858	17 047	8 814	8 233	528	619	4 614	4 443	3 672	3 171	787	112	675
TRC22 Diyarbakır	A	799	1 460	28 265	14 944	13 321	1 378	1 404	6 729	6 242	6 837	5 675	1 354	154	1 200
	B	401	835	16 453	8 785	7 668	811	831	3 885	3 565	4 089	3 272	850	93	757
	C	398	625	11 812	6 159	5 653	567	573	2 844	2 677	2 748	2 403	504	61	443
TRC31 Mardin	A	387	621	11 051	5 786	5 265	361	374	2 671	2 678	2 754	2 213	615	81	534
	B	199	352	6 447	3 342	3 105	255	261	1 512	1 559	1 575	1 285	353	42	311
	C	188	269	4 604	2 444	2 160	106	113	1 159	1 119	1 179	928	262	39	223
TRC32 Batman	A	250	535	9 454	4 946	4 508	438	424	2 214	2 228	2 294	1 856	500	55	445
	B	136	353	6 561	3 457	3 104	332	307	1 536	1 506	1 589	1 291	368	40	328
	C	114	182	2 893	1 489	1 404	106	117	678	722	705	565	132	15	117
TRC33 Şırnak	A	243	460	8 282	4 260	4 022	416	493	2 239	2 191	1 605	1 338	367	50	317
	B	146	307	5 586	2 854	2 732	284	348	1 465	1 455	1 105	929	215	37	178
	C	97	153	2 696	1 406	1 290	132	145	774	736	500	409	152	13	139
TRC34 Siirt	A	209	420	7 464	3 852	3 612	355	383	1 730	1 688	1 767	1 541	356	33	323
	B	102	232	4 280	2 176	2 104	223	251	970	978	983	875	222	23	199
	C	107	188	3 184	1 676	1 508	132	132	760	710	784	666	134	10	124

(1) Kadrolu öğretmenleri kapsar.

(1) Includes permanent teaching staff

2.4.a İlkokullarda okul türlerine göre okul, öğrenci, öğretmen ve derslik sayısı

Number of schools, students, teachers and classrooms in primary schools by types of school

[2013/'14 Öğretim yılı - The educational year 2013/'14]

Okul Türü Type of school	Okul/ Kurum School/ Institution	Öğrenci Sayısı Number of Students			Öğretmen Sayısı Number of Teachers			Derslik Classroom	
		Toplam Total	Erkek Males	Kadın Females	Toplam Total	Erkek Males	Kadın Females		
<b>İlkokul</b> Primary School		<b>28 532</b>	<b>5 574 916</b>	<b>2 850 072</b>	<b>2 724 844</b>	<b>288 444</b>	<b>120 661</b>	<b>167 783</b>	<b>243 305</b>
<b>İlkokul (Resmi)</b> Primary School (Public)		<b>27 461</b>	<b>5 390 591</b>	<b>2 752 373</b>	<b>2 638 218</b>	<b>267 171</b>	<b>115 548</b>	<b>151 623</b>	<b>227 679</b>
<b>İlkokul (Özel)</b> Primary School (Private)		<b>1 071</b>	<b>184 325</b>	<b>97 699</b>	<b>86 626</b>	<b>21 273</b>	<b>5 113</b>	<b>16 160</b>	<b>15 626</b>
<b>Temel Eğitim Genel Müdürlüğü (İlkokul) (Resmi)</b> General Directorate of Basic Education (Primary School) (Public)		<b>27 096</b>	<b>5 379 939</b>	<b>2 745 776</b>	<b>2 634 163</b>	<b>264 350</b>	<b>114 482</b>	<b>149 868</b>	<b>225 107</b>
<b>İlkokul</b> Primary School		27 096	5 379 939	2 745 776	2 634 163	264 350	114 482	149 868	225 107
<b>Özel Eğitim ve Rehberlik Hizmetleri Genel Müdürlüğü (Resmi)</b> General Directorate of Special Education and Guidance Services (Public)		<b>356</b>	<b>10 582</b>	<b>6 579</b>	<b>4 003</b>	<b>2 821</b>	<b>1 066</b>	<b>1 755</b>	<b>2 564</b>
<b>İlkokul (İşitme Engelliler)</b> Primary School (Hearing-Impaired)		44	1 082	624	458	466	175	291	360
<b>İlkokul (Görme Engelliler)</b> Primary School (Visually-Impaired)		16	621	356	265	229	73	156	111
<b>İlkokul (Ortopedik Engelliler)</b> Primary School (Orthopedic-Impaired)		3	326	179	147	59	14	45	14
<b>İlkokul (Hafif Düzeyde Zihinsel Engelliler)</b> Primary School (Light Levels of Educable Mentally-Impaired)		49	889	544	345	273	101	172	275
<b>Özel Eğitim Uygulama Merkezi (I. Kademe)</b> Training Center of Special Education (I. Grade)		243	7 649	4 861	2 788	1 786	698	1 088	1 804
<b>İlkokul (Uyum Güçlüğü Olanlar)</b> Primary School (Children with Adaptation Problems)		1	15	15	-	8	5	3	-
<b>Müzik ve Bale İlkokulu (Konservatuvar)</b> Music and Ballet Primary School (Conservatory)		9	70	18	52	-	-	-	8
<b>İlkokul (Özel)</b> Primary School (Private)		<b>1 071</b>	<b>184 325</b>	<b>97 699</b>	<b>86 626</b>	<b>21 273</b>	<b>5 113</b>	<b>16 160</b>	<b>15 626</b>
<b>Özel Türk İlkokulu</b> Private Turkish Primary School		996	182 838	96 935	85 903	20 729	4 979	15 750	15 139
<b>Özel Özel Eğitim İlkokulu</b> Private Special Education Primary School		48	318	174	144	258	83	175	387
<b>Özel Azınlık İlkokulu</b> Private Minority Primary School		26	1 154	583	571	279	51	228	93
<b>Özel Yabancı İlkokulu</b> Private Foreign Primary School		1	15	7	8	7	-	7	7

**2.4.b Ortaokullarda okul türlerine göre okul, öğrenci, öğretmen ve derslik sayısı**

Number of schools, students, teachers and classrooms in lower secondary schools by types of school

[2013/'14 Öğretim yılı - The educational year 2013/'14]

Okul Türü Type of school	Okul/ Kurum School/ Institution	Öğrenci Sayısı Number of Students			Öğretmen Sayısı Number of Teachers			Derslik Classroom	
		Toplam Total	Erkek Males	Kadın Females	Toplam Total	Erkek Males	Kadın Females		
<b>Ortaokul</b>									
Lower Secondary School		<b>17 019</b>	<b>5 478 399</b>	<b>2 762 595</b>	<b>2 715 804</b>	<b>280 804</b>	<b>131 513</b>	<b>149 291</b>	<b>128 551</b>
<b>Açıköğretim Ortaokulu</b>									
Open Lower Secondary School		<b>1</b>	<b>298 148</b>	<b>109 113</b>	<b>189 035</b>	-	-	-	-
<b>Ortaokul (Resmi)</b>									
Lower Secondary School (Public)		<b>16 046</b>	<b>4 998 232</b>	<b>2 555 194</b>	<b>2 443 038</b>	<b>259 345</b>	<b>123 527</b>	<b>135 818</b>	<b>118 146</b>
<b>Ortaokul (Özel)</b>									
Lower Secondary School (Private)		<b>972</b>	<b>182 019</b>	<b>98 288</b>	<b>83 731</b>	<b>21 459</b>	<b>7 986</b>	<b>13 473</b>	<b>10 405</b>
<b>Temel Eğitim Genel Müdürlüğü (Ortaokul) (Resmi)</b>									
General Directorate of Basic Education (Lower Secondary School) (Public)		<b>14 319</b>	<b>4 746 599</b>	<b>2 428 942</b>	<b>2 317 657</b>	<b>244 847</b>	<b>116 171</b>	<b>128 676</b>	<b>109 499</b>
<b>Ortaokul</b>									
Lower Secondary School		13 890	4 587 546	2 350 764	2 236 782	235 909	110 459	125 450	102 008
<b>Yatılı Bölge Ortaokulu</b>									
Regional Boarding Lower Secondary School		429	159 053	78 178	80 875	8 938	5 712	3 226	7 491
<b>Din Öğretimi Genel Müdürlüğü (Ortaokul) (Resmi)</b>									
General Directorate of Religious Education (Lower Secondary School) (Public)		<b>1 361</b>	<b>240 015</b>	<b>119 131</b>	<b>120 884</b>	<b>11 408</b>	<b>5 825</b>	<b>5 583</b>	<b>7 134</b>
<b>İmam Hatip Ortaokulu</b>									
Imams and Preachers Lower Secondary School		946	184 061	93 004	91 057	11 408	5 825	5 583	7 134
<b>İmam Hatip Lisesi Bünyesinde İmam Hatip Ortaokulu</b>									
Imams and Preachers Lower Secondary School physically dependent to Imams and Preachers Upper Secondary School		415	55 954	26 127	29 827	-	-	-	-
<b>Özel Eğitim ve Rehberlik Hizmetleri Genel Müdürlüğü (Resmi)</b>									
General Directorate of Special Education and Guidance Services (Public)		<b>354</b>	<b>10 982</b>	<b>6 938</b>	<b>4 044</b>	<b>3 090</b>	<b>1 531</b>	<b>1 559</b>	<b>1 469</b>
<b>Ortaokul (İşitme Engelliler)</b>									
Lower Secondary School (Hearing-Impaired)		44	2 248	1 285	963	622	381	241	371
<b>Ortaokul (Görme Engelliler)</b>									
Lower Secondary School (Visually-Impaired)		16	729	443	286	265	154	111	149
<b>Ortaokul (Ortopedik Engelliler)</b>									
Lower Secondary School (Orthopedic-Impaired)		3	338	183	155	42	15	27	63
<b>Ortaokul (Hafif Düzeyde Zihinsel Engelliler)</b>									
Lower Secondary School (Light Levels of Educable Mentally-Impaired)		50	1 679	1 074	605	505	213	292	183
<b>Özel Eğitim Uygulama Merkezi (II. Kademe)</b>									
Training Center of Special Education (II. Grade)		240	5 942	3 907	2 035	1 641	755	886	695
<b>Ortaokul (Uyum Güçlüğü Olanlar)</b>									
Lower Secondary School (Children with Adaptation Problems)		1	46	46	-	15	13	2	8
<b>Müzik ve Bale Ortaokulu (Konservatuar)</b>									
Music and Ballet Lower Secondary School (Conservatory)		12	636	183	453	-	-	-	44
<b>Ortaokul (Özel)</b>									
Lower Secondary School (Private)		<b>972</b>	<b>182 019</b>	<b>98 288</b>	<b>83 731</b>	<b>21 459</b>	<b>7 986</b>	<b>13 473</b>	<b>10 405</b>
<b>Özel Türk Ortaokulu</b>									
Private Turkish Lower Secondary School		920	180 582	97 556	83 026	21 065	7 885	13 180	10 188
<b>Özel Özel Eğitim Ortaokulu</b>									
Private Special Education Lower Secondary School		31	314	174	140	117	33	84	98
<b>Özel Azınlık Ortaokulu</b>									
Private Minority Lower Secondary School		21	1 123	558	565	277	68	209	119

2.5.a İstatistik Bölge Birimleri Sınıflaması 3. düzey resmi - özel ayrımında, yerleşim yerine göre ilkokullarda, okul, öğrenci, öğretmen ve derslik sayısı

[2013/'14 Öğretim yılı başı ]

İBBS 3. Düzey	A. Toplam	B. Şehir						C. Köy				
		Toplam - Total						Resmi				
		Okul School	Öğrenci - Student			Öğretmen <sup>(1)</sup> Teacher <sup>(1)</sup>	Derslik Classroom	Okul School	Öğrenci - Student			
Toplam Total	Erkek Males		Kadın Females	Toplam Total	Erkek Males				Kadın Females			
TR Türkiye	A	28 532	5 574 916	2 850 072	2 724 844	288 444	243 305	27 461	5 390 591	2 752 373	2 638 218	
	B	10 382	4 347 729	2 227 318	2 120 411	220 060	160 457	9 385	4 177 568	2 137 120	2 040 448	
	C	18 150	1 227 187	622 754	604 433	68 384	82 848	18 076	1 213 023	615 253	597 770	
TR100 İstanbul	A	1 625	953 786	488 813	464 973	40 173	31 147	1 301	895 653	458 259	437 394	
	B	1 567	941 908	482 635	459 273	39 419	30 610	1 255	887 052	453 826	433 226	
	C	58	11 878	6 178	5 700	754	537	46	8 601	4 433	4 168	
TR211 Tekirdağ	A	165	53 800	27 617	26 183	2 555	2 262	155	52 896	27 130	25 766	
	B	98	39 460	20 220	19 240	1 928	1 466	89	38 681	19 794	18 887	
	C	67	14 340	7 397	6 943	627	796	66	14 215	7 336	6 879	
TR212 Edirne	A	132	18 582	9 438	9 144	1 304	1 472	128	18 013	9 132	8 881	
	B	68	15 098	7 714	7 384	1 022	985	64	14 529	7 408	7 121	
	C	64	3 484	1 724	1 760	282	487	64	3 484	1 724	1 760	
TR213 Kırklareli	A	101	15 854	8 157	7 697	984	1 124	97	15 570	8 002	7 568	
	B	50	12 850	6 591	6 259	761	777	46	12 566	6 436	6 130	
	C	51	3 004	1 566	1 438	223	347	51	3 004	1 566	1 438	
TR221 Balıkesir	A	428	59 492	30 510	28 982	3 956	3 597	417	57 843	29 618	28 225	
	B	128	41 335	21 161	20 174	2 572	1 949	118	39 744	20 303	19 441	
	C	300	18 157	9 349	8 808	1 384	1 648	299	18 099	9 315	8 784	
TR222 Çanakkale	A	160	23 097	11 843	11 254	1 669	1 491	155	22 382	11 476	10 906	
	B	55	15 699	8 049	7 650	1 021	828	52	15 167	7 774	7 393	
	C	105	7 398	3 794	3 604	648	663	103	7 215	3 702	3 513	
TR310 İzmir	A	811	224 719	115 212	109 507	13 819	9 047	752	212 942	109 103	103 839	
	B	489	204 072	104 749	99 323	12 257	7 513	434	192 793	98 897	93 896	
	C	322	20 647	10 463	10 184	1 562	1 534	318	20 149	10 206	9 943	
TR321 Aydın	A	375	58 797	30 263	28 534	3 900	3 238	360	56 757	29 183	27 574	
	B	120	38 521	19 878	18 643	2 455	1 752	106	36 583	18 857	17 726	
	C	255	20 276	10 385	9 891	1 445	1 486	254	20 174	10 326	9 848	
TR322 Denizli	A	321	59 857	30 717	29 140	4 139	3 742	310	57 943	29 708	28 235	
	B	119	45 897	23 617	22 280	3 156	2 108	108	43 983	22 608	21 375	
	C	202	13 960	7 100	6 860	983	1 634	202	13 960	7 100	6 860	
TR323 Muğla	A	357	49 231	25 268	23 963	3 470	2 758	339	46 706	23 949	22 757	
	B	74	22 664	11 517	11 147	1 480	1 042	63	21 194	10 749	10 445	
	C	283	26 567	13 751	12 816	1 990	1 716	276	25 512	13 200	12 312	
TR331 Manisa	A	565	83 502	43 079	40 423	5 067	4 904	549	81 274	41 849	39 425	
	B	170	60 675	31 330	29 345	3 429	2 767	158	59 004	30 413	28 591	
	C	395	22 827	11 749	11 078	1 638	2 137	391	22 270	11 436	10 834	
TR332 Afyonkarahisar	A	380	49 176	25 079	24 097	2 853	3 100	374	48 593	24 760	23 833	
	B	121	28 161	14 452	13 709	1 648	1 475	115	27 578	14 133	13 445	
	C	259	21 015	10 627	10 388	1 205	1 625	259	21 015	10 627	10 388	
TR333 Kütahya	A	255	30 893	15 858	15 035	2 011	1 865	244	29 589	15 144	14 445	
	B	95	22 859	11 710	11 149	1 463	1 340	84	21 555	10 996	10 559	
	C	160	8 034	4 148	3 886	548	525	160	8 034	4 148	3 886	
TR334 Uşak	A	158	20 120	10 403	9 717	1 379	1 170	156	19 745	10 203	9 542	
	B	56	15 173	7 891	7 282	971	734	54	14 798	7 691	7 107	
	C	102	4 947	2 512	2 435	408	436	102	4 947	2 512	2 435	
TR411 Bursa	A	579	175 623	90 171	85 452	9 267	7 586	540	168 251	86 275	81 976	
	B	366	162 811	83 605	79 206	8 339	6 010	331	156 532	80 309	76 223	
	C	213	12 812	6 566	6 246	928	1 576	209	11 719	5 966	5 753	

(1) Toplam öğretmen, kadrolu öğretmenleri kapsar.

2.5.a Number of schools, students, teachers and classrooms in public and private primary schools by settlement place according to Statistical Regions Level 3

[Beginning of the educational year 2013/'14]

A. Total		B. City		C. Village						
Public		Özel		Private						
		Öğrenci - Student								
Öğretmen <sup>(1)</sup> Teacher <sup>(1)</sup>	Derslik Classroom	Okul School	Toplam Total	Erkek Males	Kadın Females	Öğretmen <sup>(1)</sup> Teacher <sup>(1)</sup>	Derslik Classroom		SR Level 3	
<b>267 171</b>	<b>227 679</b>	<b>1 071</b>	<b>184 325</b>	<b>97 699</b>	<b>86 626</b>	<b>21 273</b>	<b>15 626</b>	<b>A</b>	Turkey TR	
<b>200 454</b>	<b>146 062</b>	<b>997</b>	<b>170 161</b>	<b>90 198</b>	<b>79 963</b>	<b>19 606</b>	<b>14 395</b>	<b>B</b>		
<b>66 717</b>	<b>81 617</b>	<b>74</b>	<b>14 164</b>	<b>7 501</b>	<b>6 663</b>	<b>1 667</b>	<b>1 231</b>	<b>C</b>		
<b>33 024</b>	<b>26 907</b>	<b>324</b>	<b>58 133</b>	<b>30 554</b>	<b>27 579</b>	<b>7 149</b>	<b>4 240</b>	<b>A</b>	İstanbul TR100	
32 652	26 507	312	54 856	28 809	26 047	6 767	4 103	B		
372	400	12	3 277	1 745	1 532	382	137	C		
<b>2 431</b>	<b>2 191</b>	<b>10</b>	<b>904</b>	<b>487</b>	<b>417</b>	<b>124</b>	<b>71</b>	<b>A</b>	Tekirdağ TR211	
1 821	1 418	9	779	426	353	107	48	B		
610	773	1	125	61	64	17	23	C		
<b>1 214</b>	<b>1 355</b>	<b>4</b>	<b>569</b>	<b>306</b>	<b>263</b>	<b>90</b>	<b>117</b>	<b>A</b>	Edirne TR212	
932	868	4	569	306	263	90	117	B		
282	487	-	-	-	-	-	-	C		
<b>933</b>	<b>1 058</b>	<b>4</b>	<b>284</b>	<b>155</b>	<b>129</b>	<b>51</b>	<b>66</b>	<b>A</b>	Kırklareli TR213	
710	711	4	284	155	129	51	66	B		
223	347	-	-	-	-	-	-	C		
<b>3 757</b>	<b>3 389</b>	<b>11</b>	<b>1 649</b>	<b>892</b>	<b>757</b>	<b>199</b>	<b>208</b>	<b>A</b>	Balıkesir TR221	
2 384	1 758	10	1 591	858	733	188	191	B		
1 373	1 631	1	58	34	24	11	17	C		
<b>1 593</b>	<b>1 442</b>	<b>5</b>	<b>715</b>	<b>367</b>	<b>348</b>	<b>76</b>	<b>49</b>	<b>A</b>	Çanakkale TR222	
976	779	3	532	275	257	45	49	B		
617	663	2	183	92	91	31	-	C		
<b>12 378</b>	<b>8 040</b>	<b>59</b>	<b>11 777</b>	<b>6 109</b>	<b>5 668</b>	<b>1 441</b>	<b>1 007</b>	<b>A</b>	İzmir TR310	
10 889	6 558	55	11 279	5 852	5 427	1 368	955	B		
1 489	1 482	4	498	257	241	73	52	C		
<b>3 655</b>	<b>3 062</b>	<b>15</b>	<b>2 040</b>	<b>1 080</b>	<b>960</b>	<b>245</b>	<b>176</b>	<b>A</b>	Aydın TR321	
2 224	1 586	14	1 938	1 021	917	231	166	B		
1 431	1 476	1	102	59	43	14	10	C		
<b>3 926</b>	<b>3 486</b>	<b>11</b>	<b>1 914</b>	<b>1 009</b>	<b>905</b>	<b>213</b>	<b>256</b>	<b>A</b>	Denizli TR322	
2 943	1 852	11	1 914	1 009	905	213	256	B		
983	1 634	-	-	-	-	-	-	C		
<b>3 169</b>	<b>2 552</b>	<b>18</b>	<b>2 525</b>	<b>1 319</b>	<b>1 206</b>	<b>301</b>	<b>206</b>	<b>A</b>	Muğla TR323	
1 305	950	11	1 470	768	702	175	92	B		
1 864	1 602	7	1 055	551	504	126	114	C		
<b>4 839</b>	<b>4 647</b>	<b>16</b>	<b>2 228</b>	<b>1 230</b>	<b>998</b>	<b>228</b>	<b>257</b>	<b>A</b>	Manisa TR331	
3 265	2 580	12	1 671	917	754	164	187	B		
1 574	2 067	4	557	313	244	64	70	C		
<b>2 779</b>	<b>3 053</b>	<b>6</b>	<b>583</b>	<b>319</b>	<b>264</b>	<b>74</b>	<b>47</b>	<b>A</b>	Afyonkarahisar TR332	
1 574	1 428	6	583	319	264	74	47	B		
1 205	1 625	-	-	-	-	-	-	C		
<b>1 860</b>	<b>1 758</b>	<b>11</b>	<b>1 304</b>	<b>714</b>	<b>590</b>	<b>151</b>	<b>107</b>	<b>A</b>	Kütahya TR333	
1 312	1 233	11	1 304	714	590	151	107	B		
548	525	-	-	-	-	-	-	C		
<b>1 285</b>	<b>1 137</b>	<b>2</b>	<b>375</b>	<b>200</b>	<b>175</b>	<b>94</b>	<b>33</b>	<b>A</b>	Uşak TR334	
877	701	2	375	200	175	94	33	B		
408	436	-	-	-	-	-	-	C		
<b>8 324</b>	<b>6 677</b>	<b>39</b>	<b>7 372</b>	<b>3 896</b>	<b>3 476</b>	<b>943</b>	<b>909</b>	<b>A</b>	Bursa TR411	
7 526	5 229	35	6 279	3 296	2 983	813	781	B		
798	1 448	4	1 093	600	493	130	128	C		

(1) Total of teachers includes permanent teaching staff.

## 2.5.a İstatistik Bölge Birimleri Sınıflaması 3. düzey resmi - özel ayrımında, yerleşim yerine göre ilkokullarda, okul, öğrenci, öğretmen ve derslik sayısı (devam)

[2013/'14 Öğretim yılı başı ]

İBBS 3. Düzey	A. Toplam	B. Şehir						C. Köy				
		Toplam - Total						Resmi -				
		Okul School	Öğrenci - Student			Öğretmen <sup>(1)</sup> Teacher <sup>(1)</sup>	Derslik Classroom	Okul School	Öğrenci - Student			
Toplam Total	Erkek Males		Kadın Females	Toplam Total	Erkek Males				Kadın Females			
TR412 Eskişehir	A	167	41 099	20 918	20 181	2 715	2 215	161	39 446	20 071	19 375	
	B	118	38 833	19 764	19 069	2 510	1 912	112	37 180	18 917	18 263	
	C	49	2 266	1 154	1 112	205	303	49	2 266	1 154	1 112	
TR413 Bilecik	A	63	11 262	5 809	5 453	674	767	61	10 940	5 642	5 298	
	B	40	9 910	5 124	4 786	575	614	38	9 588	4 957	4 631	
	C	23	1 352	685	667	99	153	23	1 352	685	667	
TR421 Kocaeli	A	319	114 648	58 774	55 874	5 749	4 697	287	110 391	56 579	53 812	
	B	254	106 336	54 510	51 826	5 231	4 160	226	102 768	52 675	50 093	
	C	65	8 312	4 264	4 048	518	537	61	7 623	3 904	3 719	
TR422 Sakarya	A	341	60 234	30 798	29 436	3 267	2 133	330	58 008	29 610	28 398	
	B	161	48 557	24 848	23 709	2 606	1 623	150	46 331	23 660	22 671	
	C	180	11 677	5 950	5 727	661	510	180	11 677	5 950	5 727	
TR423 Düzce	A	168	22 625	11 499	11 126	1 339	1 728	165	22 180	11 266	10 914	
	B	55	15 269	7 748	7 521	892	973	54	15 088	7 650	7 438	
	C	113	7 356	3 751	3 605	447	755	111	7 092	3 616	3 476	
TR424 Bolu	A	78	15 050	7 796	7 254	965	1 350	76	14 801	7 657	7 144	
	B	49	12 673	6 523	6 150	810	1 078	47	12 424	6 384	6 040	
	C	29	2 377	1 273	1 104	155	272	29	2 377	1 273	1 104	
TR425 Yalova	A	59	12 442	6 394	6 048	794	818	56	11 971	6 127	5 844	
	B	32	9 760	5 055	4 705	602	565	29	9 289	4 788	4 501	
	C	27	2 682	1 339	1 343	192	253	27	2 682	1 339	1 343	
TR510 Ankara	A	821	314 595	161 509	153 086	18 986	11 842	700	291 308	149 353	141 955	
	B	678	306 923	157 561	149 362	18 232	11 166	561	285 267	146 246	139 021	
	C	143	7 672	3 948	3 724	754	676	139	6 041	3 107	2 934	
TR521 Konya	A	814	159 287	81 408	77 879	9 239	6 981	787	154 131	78 687	75 444	
	B	321	126 497	64 845	61 652	7 184	4 449	294	121 341	62 124	59 217	
	C	493	32 790	16 563	16 227	2 055	2 532	493	32 790	16 563	16 227	
TR522 Karaman	A	128	16 308	8 319	7 989	995	993	124	15 717	8 017	7 700	
	B	42	12 049	6 162	5 887	706	609	38	11 458	5 860	5 598	
	C	86	4 259	2 157	2 102	289	384	86	4 259	2 157	2 102	
TR611 Antalya	A	633	143 937	74 002	69 935	8 199	7 398	590	136 852	70 215	66 637	
	B	297	107 581	55 368	52 213	5 866	4 719	259	101 372	52 045	49 327	
	C	336	36 356	18 634	17 722	2 333	2 679	331	35 480	18 170	17 310	
TR612 Isparta	A	187	24 905	12 877	12 028	1 584	904	185	24 396	12 582	11 814	
	B	73	18 341	9 501	8 840	1 119	612	71	17 832	9 206	8 626	
	C	114	6 564	3 376	3 188	465	292	114	6 564	3 376	3 188	
TR613 Burdur	A	123	13 952	7 165	6 787	1 066	1 185	121	13 725	7 054	6 671	
	B	44	10 042	5 224	4 818	674	639	42	9 815	5 113	4 702	
	C	79	3 910	1 941	1 969	392	546	79	3 910	1 941	1 969	
TR621 Adana	A	601	168 352	86 361	81 991	8 619	6 141	581	164 280	84 194	80 086	
	B	278	152 047	78 081	73 966	7 540	4 696	259	148 127	75 985	72 142	
	C	323	16 305	8 280	8 025	1 079	1 445	322	16 153	8 209	7 944	
TR622 Mersin	A	478	123 580	63 379	60 201	7 641	6 459	451	119 823	61 415	58 408	
	B	234	101 237	51 910	49 327	5 893	4 171	211	98 341	50 391	47 950	
	C	244	22 343	11 469	10 874	1 748	2 288	240	21 482	11 024	10 458	
TR631 Hatay	A	582	130 800	66 640	64 160	6 810	6 118	570	128 414	65 353	63 061	
	B	160	70 738	36 169	34 569	3 360	2 521	151	69 119	35 282	33 837	
	C	422	60 062	30 471	29 591	3 450	3 597	419	59 295	30 071	29 224	
TR632 Kahramanmaraş	A	639	97 148	50 236	46 912	4 738	3 446	628	95 631	49 365	46 266	
	B	136	64 157	33 154	31 003	2 935	1 708	125	62 640	32 283	30 357	
	C	503	32 991	17 082	15 909	1 803	1 738	503	32 991	17 082	15 909	

(1) Toplam öğretmen, kadrolu öğretmenleri kapsar.



2.5.a Number of schools, students, teachers and classrooms in public and private primary schools by settlement place according to Statistical Regions Level 3 (continued)

[Beginning of the educational year 2013/'14]

A. Total		B. City		C. Village						
Public			Özel - Private							
Öğretmen <sup>(1)</sup> Teacher <sup>(1)</sup>	Derslik Classroom	Okul School	Öğrenci - Student			Öğretmen <sup>(1)</sup> Teacher <sup>(1)</sup>	Derslik Classroom		SR Level 3	
			Toplam Total	Erkek Males	Kadın Females					
<b>2 547</b>	<b>2 052</b>	<b>6</b>	<b>1 653</b>	<b>847</b>	<b>806</b>	<b>168</b>	<b>163</b>	<b>A</b>	Eskişehir TR412	
2 342	1 749	6	1 653	847	806	168	163	B		
205	303	-	-	-	-	-	-	C		
<b>633</b>	<b>747</b>	<b>2</b>	<b>322</b>	<b>167</b>	<b>155</b>	<b>41</b>	<b>20</b>	<b>A</b>	Bilecik TR413	
534	594	2	322	167	155	41	20	B		
99	153	-	-	-	-	-	-	C		
<b>5 287</b>	<b>4 255</b>	<b>32</b>	<b>4 257</b>	<b>2 195</b>	<b>2 062</b>	<b>462</b>	<b>442</b>	<b>A</b>	Kocaeli TR421	
4 840	3 780	28	3 568	1 835	1 733	391	380	B		
447	475	4	689	360	329	71	62	C		
<b>2 993</b>	<b>1 927</b>	<b>11</b>	<b>2 226</b>	<b>1 188</b>	<b>1 038</b>	<b>274</b>	<b>206</b>	<b>A</b>	Sakarya TR422	
2 332	1 417	11	2 226	1 188	1 038	274	206	B		
661	510	-	-	-	-	-	-	C		
<b>1 287</b>	<b>1 669</b>	<b>3</b>	<b>445</b>	<b>233</b>	<b>212</b>	<b>52</b>	<b>59</b>	<b>A</b>	Düzce TR423	
868	953	1	181	98	83	24	20	B		
419	716	2	264	135	129	28	39	C		
<b>951</b>	<b>1 324</b>	<b>2</b>	<b>249</b>	<b>139</b>	<b>110</b>	<b>14</b>	<b>26</b>	<b>A</b>	Bolu TR424	
796	1 052	2	249	139	110	14	26	B		
155	272	-	-	-	-	-	-	C		
<b>746</b>	<b>780</b>	<b>3</b>	<b>471</b>	<b>267</b>	<b>204</b>	<b>48</b>	<b>38</b>	<b>A</b>	Yalova TR425	
554	527	3	471	267	204	48	38	B		
192	253	-	-	-	-	-	-	C		
<b>16 382</b>	<b>9 892</b>	<b>121</b>	<b>23 287</b>	<b>12 156</b>	<b>11 131</b>	<b>2 604</b>	<b>1 950</b>	<b>A</b>	Ankara TR510	
15 788	9 317	117	21 656	11 315	10 341	2 444	1 849	B		
594	575	4	1 631	841	790	160	101	C		
<b>8 793</b>	<b>6 512</b>	<b>27</b>	<b>5 156</b>	<b>2 721</b>	<b>2 435</b>	<b>446</b>	<b>469</b>	<b>A</b>	Konya TR521	
6 738	3 980	27	5 156	2 721	2 435	446	469	B		
2 055	2 532	-	-	-	-	-	-	C		
<b>947</b>	<b>963</b>	<b>4</b>	<b>591</b>	<b>302</b>	<b>289</b>	<b>48</b>	<b>30</b>	<b>A</b>	Karaman TR522	
658	579	4	591	302	289	48	30	B		
289	384	-	-	-	-	-	-	C		
<b>7 402</b>	<b>6 858</b>	<b>43</b>	<b>7 085</b>	<b>3 787</b>	<b>3 298</b>	<b>797</b>	<b>540</b>	<b>A</b>	Antalya TR611	
5 196	4 255	38	6 209	3 323	2 886	670	464	B		
2 206	2 603	5	876	464	412	127	76	C		
<b>1 525</b>	<b>904</b>	<b>2</b>	<b>509</b>	<b>295</b>	<b>214</b>	<b>59</b>	-	<b>A</b>	Isparta TR612	
1 060	612	2	509	295	214	59	-	B		
465	292	-	-	-	-	-	-	C		
<b>1 037</b>	<b>1 179</b>	<b>2</b>	<b>227</b>	<b>111</b>	<b>116</b>	<b>29</b>	<b>6</b>	<b>A</b>	Burdur TR613	
645	633	2	227	111	116	29	6	B		
392	546	-	-	-	-	-	-	C		
<b>8 193</b>	<b>5 789</b>	<b>20</b>	<b>4 072</b>	<b>2 167</b>	<b>1 905</b>	<b>426</b>	<b>352</b>	<b>A</b>	Adana TR621	
7 129	4 361	19	3 920	2 096	1 824	411	335	B		
1 064	1 428	1	152	71	81	15	17	C		
<b>7 136</b>	<b>6 034</b>	<b>27</b>	<b>3 757</b>	<b>1 964</b>	<b>1 793</b>	<b>505</b>	<b>425</b>	<b>A</b>	Mersin TR622	
5 504	3 840	23	2 896	1 519	1 377	389	331	B		
1 632	2 194	4	861	445	416	116	94	C		
<b>6 594</b>	<b>5 920</b>	<b>12</b>	<b>2 386</b>	<b>1 287</b>	<b>1 099</b>	<b>216</b>	<b>198</b>	<b>A</b>	Hatay TR631	
3 222	2 406	9	1 619	887	732	138	115	B		
3 372	3 514	3	767	400	367	78	83	C		
<b>4 593</b>	<b>3 353</b>	<b>11</b>	<b>1 517</b>	<b>871</b>	<b>646</b>	<b>145</b>	<b>93</b>	<b>A</b>	Kahramanmaraş TR632	
2 790	1 615	11	1 517	871	646	145	93	B		
1 803	1 738	-	-	-	-	-	-	C		

(1) Total of teachers includes permanent teaching staff.

## 2.5.a İstatistik Bölge Birimleri Sınıflaması 3. düzey resmi - özel ayrımında, yerleşim yerine göre ilkokullarda, okul, öğrenci, öğretmen ve derslik sayısı (devam)

[2013/'14 Öğretim yılı başı ]

İBBS 3. Düzey	A. Toplam	B. Şehir	C. Köy	Toplam - Total				Resmi -			
				Öğrenci - Student			Öğretmen <sup>(1)</sup> Teacher <sup>(1)</sup>	Derslik Classroom	Öğrenci - Student		
				Okul School	Toplam Total	Erkek Males			Kadın Females	Okul School	Toplam Total
TR633 Osmaniye	A	208	43 027	22 143	20 884	2 451	1 840	202	42 142	21 664	20 478
	B	86	35 135	18 046	17 089	1 878	1 258	80	34 250	17 567	16 683
	C	122	7 892	4 097	3 795	573	582	122	7 892	4 097	3 795
TR711 Kırıkkale	A	96	16 199	8 092	8 107	1 093	979	90	15 602	7 769	7 833
	B	52	14 602	7 244	7 358	990	751	46	14 005	6 921	7 084
	C	44	1 597	848	749	103	228	44	1 597	848	749
TR712 Aksaray	A	221	31 381	16 097	15 284	1 708	1 553	218	30 837	15 800	15 037
	B	72	19 420	10 012	9 408	996	768	69	18 876	9 715	9 161
	C	149	11 961	6 085	5 876	712	785	149	11 961	6 085	5 876
TR713 Niğde	A	176	26 330	13 581	12 749	1 652	1 148	174	25 889	13 356	12 533
	B	49	13 670	7 058	6 612	851	482	47	13 229	6 833	6 396
	C	127	12 660	6 523	6 137	801	666	127	12 660	6 523	6 137
TR714 Nevşehir	A	138	19 604	9 962	9 642	1 287	1 055	135	18 866	9 576	9 290
	B	42	11 771	5 918	5 853	742	602	40	11 221	5 629	5 592
	C	96	7 833	4 044	3 789	545	453	95	7 645	3 947	3 698
TR715 Kırşehir	A	91	13 575	6 953	6 622	1 084	1 082	89	13 261	6 798	6 463
	B	54	11 019	5 635	5 384	796	712	52	10 705	5 480	5 225
	C	37	2 556	1 318	1 238	288	370	37	2 556	1 318	1 238
TR721 Kayseri	A	440	99 875	51 090	48 785	5 145	4 729	422	96 128	49 082	47 046
	B	226	90 028	46 061	43 967	4 444	3 491	209	86 390	44 105	42 285
	C	214	9 847	5 029	4 818	701	1 238	213	9 738	4 977	4 761
TR722 Sivas	A	416	43 119	21 990	21 129	2 423	2 489	413	42 482	21 650	20 832
	B	123	32 027	16 390	15 637	1 749	1 385	120	31 390	16 050	15 340
	C	293	11 092	5 600	5 492	674	1 104	293	11 092	5 600	5 492
TR723 Yozgat	A	301	32 154	16 485	15 669	1 995	2 770	299	31 910	16 351	15 559
	B	84	21 110	10 906	10 204	1 280	1 336	82	20 866	10 772	10 094
	C	217	11 044	5 579	5 465	715	1 434	217	11 044	5 579	5 465
TR811 Zonguldak	A	263	34 562	17 676	16 886	2 158	1 331	257	33 381	17 015	16 366
	B	62	19 368	9 879	9 489	1 422	653	56	18 187	9 218	8 969
	C	201	15 194	7 797	7 397	736	678	201	15 194	7 797	7 397
TR812 Karabük	A	61	11 530	5 930	5 600	791	643	59	11 141	5 731	5 410
	B	47	10 321	5 285	5 036	709	571	45	9 932	5 086	4 846
	C	14	1 209	645	564	82	72	14	1 209	645	564
TR813 Bartın	A	78	9 839	5 091	4 748	623	685	75	9 493	4 911	4 582
	B	19	4 718	2 441	2 277	288	223	16	4 372	2 261	2 111
	C	59	5 121	2 650	2 471	335	462	59	5 121	2 650	2 471
TR821 Kastamonu	A	184	19 266	9 830	9 436	1 253	1 287	181	18 981	9 672	9 309
	B	61	14 623	7 465	7 158	919	838	58	14 338	7 307	7 031
	C	123	4 643	2 365	2 278	334	449	123	4 643	2 365	2 278
TR822 Çankırı	A	74	9 224	4 705	4 519	532	647	73	9 032	4 597	4 435
	B	34	8 034	4 115	3 919	459	509	33	7 842	4 007	3 835
	C	40	1 190	590	600	73	138	40	1 190	590	600
TR823 Sinop	A	91	10 607	5 438	5 169	623	823	89	10 440	5 348	5 092
	B	32	7 617	3 920	3 697	461	511	30	7 450	3 830	3 620
	C	59	2 990	1 518	1 472	162	312	59	2 990	1 518	1 472
TR831 Samsun	A	651	79 454	40 672	38 782	5 240	3 660	637	77 408	39 557	37 851
	B	160	55 874	28 827	27 047	3 598	2 244	147	53 982	27 790	26 192
	C	491	23 580	11 845	11 735	1 642	1 416	490	23 426	11 767	11 659

(1) Toplam öğretmen, kadrolu öğretmenleri kapsar.

2.5.a Number of schools, students, teachers and classrooms in public and private primary schools by settlement place according to Statistical Regions Level 3 (continued)

[Beginning of the educational year 2013/'14]

A. Total B. City C. Village

Public			Özel - Private						
Öğretmen <sup>(1)</sup> Teacher <sup>(1)</sup>	Derslik Classroom	Okul School	Öğrenci - Student			Öğretmen <sup>(1)</sup> Teacher <sup>(1)</sup>	Derslik Classroom		SR Level 3
			Toplam Total	Erkek Males	Kadın Females				
<b>2 324</b>	<b>1 795</b>	<b>6</b>	<b>885</b>	<b>479</b>	<b>406</b>	<b>127</b>	<b>45</b>	<b>A</b>	Osmaniye TR633
1 751	1 213	6	885	479	406	127	45	B	
573	582	-	-	-	-	-	-	C	
<b>1 007</b>	<b>941</b>	<b>6</b>	<b>597</b>	<b>323</b>	<b>274</b>	<b>86</b>	<b>38</b>	<b>A</b>	Kırıkkale TR711
904	713	6	597	323	274	86	38	B	
103	228	-	-	-	-	-	-	C	
<b>1 664</b>	<b>1 517</b>	<b>3</b>	<b>544</b>	<b>297</b>	<b>247</b>	<b>44</b>	<b>36</b>	<b>A</b>	Aksaray TR712
952	732	3	544	297	247	44	36	B	
712	785	-	-	-	-	-	-	C	
<b>1 608</b>	<b>1 114</b>	<b>2</b>	<b>441</b>	<b>225</b>	<b>216</b>	<b>44</b>	<b>34</b>	<b>A</b>	Niğde TR713
807	448	2	441	225	216	44	34	B	
801	666	-	-	-	-	-	-	C	
<b>1 214</b>	<b>1 023</b>	<b>3</b>	<b>738</b>	<b>386</b>	<b>352</b>	<b>73</b>	<b>32</b>	<b>A</b>	Nevşehir TR714
690	582	2	550	289	261	52	20	B	
524	441	1	188	97	91	21	12	C	
<b>1 036</b>	<b>1 047</b>	<b>2</b>	<b>314</b>	<b>155</b>	<b>159</b>	<b>48</b>	<b>35</b>	<b>A</b>	Kırşehir TR715
748	677	2	314	155	159	48	35	B	
288	370	-	-	-	-	-	-	C	
<b>4 815</b>	<b>4 376</b>	<b>18</b>	<b>3 747</b>	<b>2 008</b>	<b>1 739</b>	<b>330</b>	<b>353</b>	<b>A</b>	Kayseri TR721
4 132	3 160	17	3 638	1 956	1 682	312	331	B	
683	1 216	1	109	52	57	18	22	C	
<b>2 368</b>	<b>2 452</b>	<b>3</b>	<b>637</b>	<b>340</b>	<b>297</b>	<b>55</b>	<b>37</b>	<b>A</b>	Sivas TR722
1 694	1 348	3	637	340	297	55	37	B	
674	1 104	-	-	-	-	-	-	C	
<b>1 969</b>	<b>2 749</b>	<b>2</b>	<b>244</b>	<b>134</b>	<b>110</b>	<b>26</b>	<b>21</b>	<b>A</b>	Yozgat TR723
1 254	1 315	2	244	134	110	26	21	B	
715	1 434	-	-	-	-	-	-	C	
<b>2 038</b>	<b>1 210</b>	<b>6</b>	<b>1 181</b>	<b>661</b>	<b>520</b>	<b>120</b>	<b>121</b>	<b>A</b>	Zonguldak TR811
1 302	532	6	1 181	661	520	120	121	B	
736	678	-	-	-	-	-	-	C	
<b>760</b>	<b>611</b>	<b>2</b>	<b>389</b>	<b>199</b>	<b>190</b>	<b>31</b>	<b>32</b>	<b>A</b>	Karabük TR812
678	539	2	389	199	190	31	32	B	
82	72	-	-	-	-	-	-	C	
<b>583</b>	<b>650</b>	<b>3</b>	<b>346</b>	<b>180</b>	<b>166</b>	<b>40</b>	<b>35</b>	<b>A</b>	Bartın TR813
248	188	3	346	180	166	40	35	B	
335	462	-	-	-	-	-	-	C	
<b>1 217</b>	<b>1 252</b>	<b>3</b>	<b>285</b>	<b>158</b>	<b>127</b>	<b>36</b>	<b>35</b>	<b>A</b>	Kastamonu TR821
883	803	3	285	158	127	36	35	B	
334	449	-	-	-	-	-	-	C	
<b>508</b>	<b>619</b>	<b>1</b>	<b>192</b>	<b>108</b>	<b>84</b>	<b>24</b>	<b>28</b>	<b>A</b>	Çankırı TR822
435	481	1	192	108	84	24	28	B	
73	138	-	-	-	-	-	-	C	
<b>610</b>	<b>794</b>	<b>2</b>	<b>167</b>	<b>90</b>	<b>77</b>	<b>13</b>	<b>29</b>	<b>A</b>	Sinop TR823
448	482	2	167	90	77	13	29	B	
162	312	-	-	-	-	-	-	C	
<b>4 994</b>	<b>3 488</b>	<b>14</b>	<b>2 046</b>	<b>1 115</b>	<b>931</b>	<b>246</b>	<b>172</b>	<b>A</b>	Samsun TR831
3 368	2 087	13	1 892	1 037	855	230	157	B	
1 626	1 401	1	154	78	76	16	15	C	

(1) Total of teachers includes permanent teaching staff.

## 2.5.a İstatistik Bölge Birimleri Sınıflaması 3. düzey resmi - özel ayrımında, yerleşim yerine göre ilkokullarda, okul, öğrenci, öğretmen ve derslik sayısı (devam)

[2013/'14 Öğretim yılı başı ]

İBBS 3. Düzey	A. Toplam	B. Şehir	Toplam - Total					Resmi				
			Öğrenci - Student			Öğretmen <sup>(1)</sup> Teacher <sup>(1)</sup>	Derslik Classroom	Öğrenci - Student				
			Okul School	Toplam Total	Erkek Males			Kadın Females	Okul School	Toplam Total	Erkek Males	Kadın Females
TR832 Tokat	A	391	36 987	18 907	18 080	2 399	2 644	388	36 401	18 573	17 828	
	B	100	25 393	13 038	12 355	1 549	1 337	97	24 807	12 704	12 103	
	C	291	11 594	5 869	5 725	850	1 307	291	11 594	5 869	5 725	
TR833 Çorum	A	284	31 763	16 359	15 404	1 988	2 187	281	31 374	16 130	15 244	
	B	78	24 831	12 801	12 030	1 469	1 233	76	24 660	12 698	11 962	
	C	206	6 932	3 558	3 374	519	954	205	6 714	3 432	3 282	
TR834 Amasya	A	138	18 349	9 512	8 837	1 476	1 128	134	17 733	9 168	8 565	
	B	61	14 430	7 479	6 951	1 132	774	57	13 814	7 135	6 679	
	C	77	3 919	2 033	1 886	344	354	77	3 919	2 033	1 886	
TR901 Trabzon	A	257	44 803	22 857	21 946	2 895	2 883	251	44 010	22 427	21 583	
	B	84	30 037	15 359	14 678	1 827	1 394	81	29 730	15 203	14 527	
	C	173	14 766	7 498	7 268	1 068	1 489	170	14 280	7 224	7 056	
TR902 Ordu	A	297	42 367	21 811	20 556	2 532	2 177	291	41 730	21 488	20 242	
	B	101	29 716	15 344	14 372	1 687	1 144	96	29 156	15 060	14 096	
	C	196	12 651	6 467	6 184	845	1 033	195	12 574	6 428	6 146	
TR903 Giresun	A	157	22 351	11 377	10 974	1 295	1 326	155	22 025	11 222	10 803	
	B	53	16 613	8 440	8 173	922	738	52	16 373	8 323	8 050	
	C	104	5 738	2 937	2 801	373	588	103	5 652	2 899	2 753	
TR904 Rize	A	98	18 662	9 532	9 130	1 312	1 456	94	18 076	9 245	8 831	
	B	50	15 250	7 791	7 459	990	1 003	47	14 746	7 546	7 200	
	C	48	3 412	1 741	1 671	322	453	47	3 330	1 699	1 631	
TR905 Artvin	A	68	8 636	4 395	4 241	592	756	67	8 537	4 343	4 194	
	B	28	6 470	3 319	3 151	444	464	27	6 371	3 267	3 104	
	C	40	2 166	1 076	1 090	148	292	40	2 166	1 076	1 090	
TR906 Gümüşhane	A	110	8 965	4 634	4 331	469	550	109	8 806	4 553	4 253	
	B	24	5 512	2 868	2 644	303	261	23	5 353	2 787	2 566	
	C	86	3 453	1 766	1 687	166	289	86	3 453	1 766	1 687	
TRA11 Erzurum	A	835	65 611	33 110	32 501	3 615	3 282	829	64 490	32 499	31 991	
	B	200	41 315	21 060	20 255	2 428	1 786	194	40 194	20 449	19 745	
	C	635	24 296	12 050	12 246	1 187	1 496	635	24 296	12 050	12 246	
TRA12 Erzincan	A	124	12 947	6 625	6 322	927	866	122	12 634	6 450	6 184	
	B	41	8 837	4 514	4 323	582	469	39	8 524	4 339	4 185	
	C	83	4 110	2 111	1 999	345	397	83	4 110	2 111	1 999	
TRA13 Bayburt	A	88	5 012	2 550	2 462	344	279	87	4 935	2 505	2 430	
	B	17	2 859	1 442	1 417	211	128	16	2 782	1 397	1 385	
	C	71	2 153	1 108	1 045	133	151	71	2 153	1 108	1 045	
TRA21 Ağrı	A	649	69 305	34 426	34 879	2 464	3 070	647	68 937	34 227	34 710	
	B	79	34 358	17 178	17 180	1 203	1 058	77	33 990	16 979	17 011	
	C	570	34 947	17 248	17 699	1 261	2 012	570	34 947	17 248	17 699	
TRA22 Kars	A	395	27 180	13 810	13 370	1 355	1 552	392	26 741	13 568	13 173	
	B	51	10 497	5 298	5 199	579	420	48	10 058	5 056	5 002	
	C	344	16 683	8 512	8 171	776	1 132	344	16 683	8 512	8 171	
TRA23 Iğdır	A	146	18 563	9 570	8 993	918	791	144	18 365	9 452	8 913	
	B	34	10 354	5 295	5 059	532	349	32	10 156	5 177	4 979	
	C	112	8 209	4 275	3 934	386	442	112	8 209	4 275	3 934	
TRA24 Ardahan	A	93	7 430	3 795	3 635	406	492	92	7 393	3 774	3 619	
	B	16	2 966	1 537	1 429	169	144	15	2 929	1 516	1 413	
	C	77	4 464	2 258	2 206	237	348	77	4 464	2 258	2 206	

(1) Toplam öğretmen, kadrolu öğretmenleri kapsar.

2.5.a Number of schools, students, teachers and classrooms in public and private primary schools by settlement place according to Statistical Regions Level 3 (continued)

[Beginning of the educational year 2013/'14]

A. Total B. City C. Village

Public			Özel - Private								
Öğretmen <sup>(1)</sup> Teacher <sup>(1)</sup>	Derslik Classroom	Okul School	Öğrenci - Student			Öğretmen <sup>(1)</sup> Teacher <sup>(1)</sup>	Derslik Classroom			SR Level 3	
			Toplam Total	Erkek Males	Kadın Females						
<b>2 320</b>	<b>2 636</b>	<b>3</b>	<b>586</b>	<b>334</b>	<b>252</b>	<b>79</b>	<b>8</b>	<b>A</b>		Tokat TR832	
1 470	1 329	3	586	334	252	79	8	B			
850	1 307	-	-	-	-	-	-	C			
<b>1 950</b>	<b>2 165</b>	<b>3</b>	<b>389</b>	<b>229</b>	<b>160</b>	<b>38</b>	<b>22</b>	<b>A</b>		Çorum TR833	
1 450	1 211	2	171	103	68	19	22	B			
500	954	1	218	126	92	19	-	C			
<b>1 364</b>	<b>1 066</b>	<b>4</b>	<b>616</b>	<b>344</b>	<b>272</b>	<b>112</b>	<b>62</b>	<b>A</b>		Amasya TR834	
1 020	712	4	616	344	272	112	62	B			
344	354	-	-	-	-	-	-	C			
<b>2 807</b>	<b>2 752</b>	<b>6</b>	<b>793</b>	<b>430</b>	<b>363</b>	<b>88</b>	<b>131</b>	<b>A</b>		Trabzon TR901	
1 794	1 367	3	307	156	151	33	27	B			
1 013	1 385	3	486	274	212	55	104	C			
<b>2 458</b>	<b>2 133</b>	<b>6</b>	<b>637</b>	<b>323</b>	<b>314</b>	<b>74</b>	<b>44</b>	<b>A</b>		Ordu TR902	
1 622	1 111	5	560	284	276	65	33	B			
836	1 022	1	77	39	38	9	11	C			
<b>1 261</b>	<b>1 320</b>	<b>2</b>	<b>326</b>	<b>155</b>	<b>171</b>	<b>34</b>	<b>6</b>	<b>A</b>		Giresun TR903	
896	738	1	240	117	123	26	-	B			
365	582	1	86	38	48	8	6	C			
<b>1 220</b>	<b>1 391</b>	<b>4</b>	<b>586</b>	<b>287</b>	<b>299</b>	<b>92</b>	<b>65</b>	<b>A</b>		Rize TR904	
910	945	3	504	245	259	80	58	B			
310	446	1	82	42	40	12	7	C			
<b>570</b>	<b>748</b>	<b>1</b>	<b>99</b>	<b>52</b>	<b>47</b>	<b>22</b>	<b>8</b>	<b>A</b>		Artvin TR905	
422	456	1	99	52	47	22	8	B			
148	292	-	-	-	-	-	-	C			
<b>455</b>	<b>549</b>	<b>1</b>	<b>159</b>	<b>81</b>	<b>78</b>	<b>14</b>	<b>1</b>	<b>A</b>		Gümüşhane TR906	
289	260	1	159	81	78	14	1	B			
166	289	-	-	-	-	-	-	C			
<b>3 481</b>	<b>3 144</b>	<b>6</b>	<b>1 121</b>	<b>611</b>	<b>510</b>	<b>134</b>	<b>138</b>	<b>A</b>		Erzurum TRA11	
2 294	1 648	6	1 121	611	510	134	138	B			
1 187	1 496	-	-	-	-	-	-	C			
<b>901</b>	<b>843</b>	<b>2</b>	<b>313</b>	<b>175</b>	<b>138</b>	<b>26</b>	<b>23</b>	<b>A</b>		Erzincan TRA12	
556	446	2	313	175	138	26	23	B			
345	397	-	-	-	-	-	-	C			
<b>333</b>	<b>269</b>	<b>1</b>	<b>77</b>	<b>45</b>	<b>32</b>	<b>11</b>	<b>10</b>	<b>A</b>		Bayburt TRA13	
200	118	1	77	45	32	11	10	B			
133	151	-	-	-	-	-	-	C			
<b>2 418</b>	<b>3 034</b>	<b>2</b>	<b>368</b>	<b>199</b>	<b>169</b>	<b>46</b>	<b>36</b>	<b>A</b>		Ağrı TRA21	
1 157	1 022	2	368	199	169	46	36	B			
1 261	2 012	-	-	-	-	-	-	C			
<b>1 312</b>	<b>1 505</b>	<b>3</b>	<b>439</b>	<b>242</b>	<b>197</b>	<b>43</b>	<b>47</b>	<b>A</b>		Kars TRA22	
536	373	3	439	242	197	43	47	B			
776	1 132	-	-	-	-	-	-	C			
<b>879</b>	<b>760</b>	<b>2</b>	<b>198</b>	<b>118</b>	<b>80</b>	<b>39</b>	<b>31</b>	<b>A</b>		Iğdır TRA23	
493	318	2	198	118	80	39	31	B			
386	442	-	-	-	-	-	-	C			
<b>399</b>	<b>484</b>	<b>1</b>	<b>37</b>	<b>21</b>	<b>16</b>	<b>7</b>	<b>8</b>	<b>A</b>		Ardahan TRA24	
162	136	1	37	21	16	7	8	B			
237	348	-	-	-	-	-	-	C			

(1) Total of teachers includes permanent teaching staff.

2.5.a İstatistik Bölge Birimleri Sınıflaması 3. düzey resmi - özel ayrımında, yerleşim yerine göre ilkokullarda, okul, öğrenci, öğretmen ve derslik sayısı (devam)

[2013/'14 Öğretim yılı başı ]

		A. Toplam	B. Şehir		C. Köy							
		Toplam - Total						Resmi				
		Öğrenci - Student						Öğrenci - Student				
İBBS 3. Düzey	Okul School	Toplam Total	Erkek Males	Kadın Females	Öğretmen <sup>(1)</sup> Teacher <sup>(1)</sup>	Derslik Classroom	Okul School	Toplam Total	Erkek Males	Kadın Females		
TRB11 Malatya	A	418	55 524	28 299	27 225	3 655	2 587	410	54 194	27 605	26 589	
	B	111	39 615	20 194	19 421	2 418	1 296	105	38 500	19 609	18 891	
	C	307	15 909	8 105	7 804	1 237	1 291	305	15 694	7 996	7 698	
TRB12 Elazığ	A	256	40 375	20 710	19 665	2 332	1 687	249	39 676	20 315	19 361	
	B	90	31 682	16 317	15 365	1 763	1 036	83	30 983	15 922	15 061	
	C	166	8 693	4 393	4 300	569	651	166	8 693	4 393	4 300	
TRB13 Bingöl	A	285	22 801	11 630	11 171	1 178	1 276	284	22 595	11 511	11 084	
	B	45	13 055	6 703	6 352	674	508	44	12 849	6 584	6 265	
	C	240	9 746	4 927	4 819	504	768	240	9 746	4 927	4 819	
TRB14 Tunceli	A	33	3 337	1 740	1 597	293	260	31	3 063	1 592	1 471	
	B	17	2 819	1 457	1 362	248	186	15	2 545	1 309	1 236	
	C	16	518	283	235	45	74	16	518	283	235	
TRB21 Van	A	897	127 722	64 742	62 980	4 792	5 216	891	126 496	64 062	62 434	
	B	151	62 781	32 215	30 566	2 651	2 544	145	61 555	31 535	30 020	
	C	746	64 941	32 527	32 414	2 141	2 672	746	64 941	32 527	32 414	
TRB22 Muş	A	453	51 789	25 929	25 860	1 976	2 284	452	51 628	25 832	25 796	
	B	60	18 457	9 361	9 096	810	771	60	18 457	9 361	9 096	
	C	393	33 332	16 568	16 764	1 166	1 513	392	33 171	16 471	16 700	
TRB23 Bitlis	A	466	37 670	19 238	18 432	1 684	2 062	465	37 559	19 175	18 384	
	B	75	18 157	9 381	8 776	949	976	74	18 046	9 318	8 728	
	C	391	19 513	9 857	9 656	735	1 086	391	19 513	9 857	9 656	
TRB24 Hakkari	A	295	30 422	15 519	14 903	999	1 089	293	30 163	15 363	14 800	
	B	41	15 976	8 203	7 773	619	574	39	15 717	8 047	7 670	
	C	254	14 446	7 316	7 130	380	515	254	14 446	7 316	7 130	
TRC11 Gaziantep	A	552	189 393	96 458	92 935	7 640	5 559	539	185 904	94 655	91 249	
	B	229	170 756	86 883	83 873	6 762	4 403	216	167 267	85 080	82 187	
	C	323	18 637	9 575	9 062	878	1 156	323	18 637	9 575	9 062	
TRC12 Adıyaman	A	547	52 908	26 993	25 915	2 829	2 065	544	52 465	26 759	25 706	
	B	94	33 747	17 209	16 538	1 608	823	91	33 304	16 975	16 329	
	C	453	19 161	9 784	9 377	1 221	1 242	453	19 161	9 784	9 377	
TRC13 Kilis	A	101	11 457	5 889	5 568	554	299	99	11 140	5 730	5 410	
	B	27	8 433	4 320	4 113	402	170	25	8 116	4 161	3 955	
	C	74	3 024	1 569	1 455	152	129	74	3 024	1 569	1 455	
TRC21 Şanlıurfa	A	1 357	235 116	118 471	116 645	8 249	7 918	1 347	233 763	117 661	116 102	
	B	176	127 209	64 640	62 569	4 340	3 375	167	125 925	63 869	62 056	
	C	1 181	107 907	53 831	54 076	3 909	4 543	1 180	107 838	53 792	54 046	
TRC22 Diyarbakır	A	990	174 605	88 682	85 923	7 338	5 947	975	172 035	87 223	84 812	
	B	198	118 876	60 599	58 277	4 552	2 845	184	116 437	59 222	57 215	
	C	792	55 729	28 083	27 646	2 786	3 102	791	55 598	28 001	27 597	
TRC31 Mardin	A	633	88 723	44 879	43 844	3 721	3 433	629	88 276	44 624	43 652	
	B	107	51 535	26 109	25 426	2 160	1 658	103	51 088	25 854	25 234	
	C	526	37 188	18 770	18 418	1 561	1 775	526	37 188	18 770	18 418	
TRC32 Batman	A	409	64 414	32 920	31 494	2 665	2 636	402	63 685	32 486	31 199	
	B	78	46 989	23 968	23 021	1 811	1 311	71	46 260	23 534	22 726	
	C	331	17 425	8 952	8 473	854	1 325	331	17 425	8 952	8 473	
TRC33 Şırnak	A	294	64 838	33 279	31 559	1 928	1 452	292	64 405	33 025	31 380	
	B	63	38 383	19 793	18 590	1 053	594	61	37 950	19 539	18 411	
	C	231	26 455	13 486	12 969	875	858	231	26 455	13 486	12 969	
TRC34 Siirt	A	314	38 392	19 377	19 015	1 640	1 697	313	38 193	19 276	18 917	
	B	52	22 351	11 335	11 016	975	780	51	22 152	11 234	10 918	
	C	262	16 041	8 042	7 999	665	917	262	16 041	8 042	7 999	

(1) Toplam öğretmen, kadrolu öğretmenleri kapsar.

2.5.a Number of schools, students, teachers and classrooms in public and private primary schools by settlement place according to Statistical Regions Level 3 (continued)

[Beginning of the educational year 2013/'14]

A. Total B. City C. Village

Public			Özel - Private								
Öğretmen <sup>(1)</sup> Teacher <sup>(1)</sup>	Derslik Classroom	Okul School	Öğrenci - Student			Öğretmen <sup>(1)</sup> Teacher <sup>(1)</sup>	Derslik Classroom			SR Level 3	
			Toplam Total	Erkek Males	Kadın Females						
<b>3 397</b>	<b>2 455</b>	<b>8</b>	<b>1 330</b>	<b>694</b>	<b>636</b>	<b>258</b>	<b>132</b>	<b>A</b>	Malatya TRB11		
2 187	1 172	6	1 115	585	530	231	124	B			
1 210	1 283	2	215	109	106	27	8	C			
<b>2 263</b>	<b>1 585</b>	<b>7</b>	<b>699</b>	<b>395</b>	<b>304</b>	<b>69</b>	<b>102</b>	<b>A</b>	Elazığ TRB12		
1 694	934	7	699	395	304	69	102	B			
569	651	-	-	-	-	-	-	C			
<b>1 145</b>	<b>1 258</b>	<b>1</b>	<b>206</b>	<b>119</b>	<b>87</b>	<b>33</b>	<b>18</b>	<b>A</b>	Bingöl TRB13		
641	490	1	206	119	87	33	18	B			
504	768	-	-	-	-	-	-	C			
<b>249</b>	<b>251</b>	<b>2</b>	<b>274</b>	<b>148</b>	<b>126</b>	<b>44</b>	<b>9</b>	<b>A</b>	Tunceli TRB14		
204	177	2	274	148	126	44	9	B			
45	74	-	-	-	-	-	-	C			
<b>4 684</b>	<b>5 140</b>	<b>6</b>	<b>1 226</b>	<b>680</b>	<b>546</b>	<b>108</b>	<b>76</b>	<b>A</b>	Van TRB21		
2 543	2 468	6	1 226	680	546	108	76	B			
2 141	2 672	-	-	-	-	-	-	C			
<b>1 959</b>	<b>2 273</b>	<b>1</b>	<b>161</b>	<b>97</b>	<b>64</b>	<b>17</b>	<b>11</b>	<b>A</b>	Muş TRB22		
810	771	-	-	-	-	-	-	B			
1 149	1 502	1	161	97	64	17	11	C			
<b>1 669</b>	<b>2 044</b>	<b>1</b>	<b>111</b>	<b>63</b>	<b>48</b>	<b>15</b>	<b>18</b>	<b>A</b>	Bitlis TRB23		
934	958	1	111	63	48	15	18	B			
735	1 086	-	-	-	-	-	-	C			
<b>983</b>	<b>1 071</b>	<b>2</b>	<b>259</b>	<b>156</b>	<b>103</b>	<b>16</b>	<b>18</b>	<b>A</b>	Hakkari TRB24		
603	556	2	259	156	103	16	18	B			
380	515	-	-	-	-	-	-	C			
<b>7 340</b>	<b>5 354</b>	<b>13</b>	<b>3 489</b>	<b>1 803</b>	<b>1 686</b>	<b>300</b>	<b>205</b>	<b>A</b>	Gaziantep TRC11		
6 462	4 198	13	3 489	1 803	1 686	300	205	B			
878	1 156	-	-	-	-	-	-	C			
<b>2 800</b>	<b>2 057</b>	<b>3</b>	<b>443</b>	<b>234</b>	<b>209</b>	<b>29</b>	<b>8</b>	<b>A</b>	Adıyaman TRC12		
1 579	815	3	443	234	209	29	8	B			
1 221	1 242	-	-	-	-	-	-	C			
<b>535</b>	<b>299</b>	<b>2</b>	<b>317</b>	<b>159</b>	<b>158</b>	<b>19</b>	-	<b>A</b>	Kilis TRC13		
383	170	2	317	159	158	19	-	B			
152	129	-	-	-	-	-	-	C			
<b>8 145</b>	<b>7 790</b>	<b>10</b>	<b>1 353</b>	<b>810</b>	<b>543</b>	<b>104</b>	<b>128</b>	<b>A</b>	Şanlıurfa TRC21		
4 240	3 252	9	1 284	771	513	100	123	B			
3 905	4 538	1	69	39	30	4	5	C			
<b>7 161</b>	<b>5 778</b>	<b>15</b>	<b>2 570</b>	<b>1 459</b>	<b>1 111</b>	<b>177</b>	<b>169</b>	<b>A</b>	Diyarbakır TRC22		
4 393	2 683	14	2 439	1 377	1 062	159	162	B			
2 768	3 095	1	131	82	49	18	7	C			
<b>3 695</b>	<b>3 384</b>	<b>4</b>	<b>447</b>	<b>255</b>	<b>192</b>	<b>26</b>	<b>49</b>	<b>A</b>	Mardin TRC31		
2 134	1 609	4	447	255	192	26	49	B			
1 561	1 775	-	-	-	-	-	-	C			
<b>2 580</b>	<b>2 458</b>	<b>7</b>	<b>729</b>	<b>434</b>	<b>295</b>	<b>85</b>	<b>178</b>	<b>A</b>	Batman TRC32		
1 726	1 133	7	729	434	295	85	178	B			
854	1 325	-	-	-	-	-	-	C			
<b>1 887</b>	<b>1 452</b>	<b>2</b>	<b>433</b>	<b>254</b>	<b>179</b>	<b>41</b>	-	<b>A</b>	Şırnak TRC33		
1 012	594	2	433	254	179	41	-	B			
875	858	-	-	-	-	-	-	C			
<b>1 623</b>	<b>1 681</b>	<b>1</b>	<b>199</b>	<b>101</b>	<b>98</b>	<b>17</b>	<b>16</b>	<b>A</b>	Siirt TRC34		
958	764	1	199	101	98	17	16	B			
665	917	-	-	-	-	-	-	C			

(1) Total of teachers includes permanent teaching staff.

2.5.b İstatistiki Bölge Birimleri Sınıflaması 3. düzey resmi - özel ayrımında, yerleşim yerine göre ortaokullarda, okul, öğrenci, öğretmen ve derslik sayısı

[2013/'14 Öğretim yılı başı ]

İBBS 3. Düzey	A. Toplam			B. Şehir			C. Köy				
	Toplam - Total						Resmi				
	Okul School	Öğrenci - Student			Öğretmen <sup>(1)</sup> Teacher <sup>(1)</sup>	Derslik Classroom	Okul School	Öğrenci - Student			
Toplam Total		Erkek Males	Kadın Females	Toplam Total				Erkek Males	Kadın Females		
TR Türkiye	A	17 019	5 478 399	2 762 595	2 715 804	280 804	128 551	16 047	4 998 232	2 555 194	2 443 038
	B	10 199	4 481 573	2 262 059	2 219 514	223 484	99 349	9 298	4 017 543	2 063 265	1 954 278
	C	6 820	996 826	500 536	496 290	57 320	29 202	6 749	980 689	491 929	488 760
TR100 İstanbul	A	1 632	948 868	477 969	470 899	37 966	15 895	1 346	811 357	418 175	393 182
	B	1 614	944 470	475 646	468 824	37 474	15 697	1 340	810 771	417 865	392 906
	C	18	4 398	2 323	2 075	492	198	6	586	310	276
TR211 Tekirdağ	A	142	52 490	26 911	25 579	2 377	1 243	133	47 872	24 909	22 963
	B	86	39 920	20 300	19 620	1 826	986	78	35 508	18 413	17 095
	C	56	12 570	6 611	5 959	551	257	55	12 364	6 496	5 868
TR212 Edirne	A	97	18 860	9 613	9 247	1 186	639	93	17 462	9 007	8 455
	B	61	15 739	8 000	7 739	971	557	57	14 341	7 394	6 947
	C	36	3 121	1 613	1 508	215	82	36	3 121	1 613	1 508
TR213 Kırklareli	A	75	16 782	8 447	8 335	996	599	72	15 642	7 963	7 679
	B	43	13 773	6 875	6 898	759	408	40	12 633	6 391	6 242
	C	32	3 009	1 572	1 437	237	191	32	3 009	1 572	1 437
TR221 Balıkesir	A	266	61 633	31 111	30 522	4 174	1 938	256	56 925	29 270	27 655
	B	130	47 015	23 810	23 205	2 971	1 340	121	42 386	22 010	20 376
	C	136	14 618	7 301	7 317	1 203	598	135	14 539	7 260	7 279
TR222 Çanakkale	A	103	23 668	11 995	11 673	1 562	847	99	21 682	11 244	10 438
	B	51	17 414	8 783	8 631	1 051	566	48	15 583	8 110	7 473
	C	52	6 254	3 212	3 042	511	281	51	6 099	3 134	2 965
TR310 İzmir	A	571	230 338	116 320	114 018	13 770	5 662	516	198 522	102 039	96 483
	B	453	213 137	107 442	105 695	12 375	4 925	401	181 642	93 334	88 308
	C	118	17 201	8 878	8 323	1 395	737	115	16 880	8 705	8 175
TR321 Aydın	A	231	58 830	29 752	29 078	4 018	2 197	217	54 089	27 676	26 413
	B	119	43 400	21 960	21 440	2 845	1 366	106	38 760	19 937	18 823
	C	112	15 430	7 792	7 638	1 173	831	111	15 329	7 739	7 590
TR322 Denizli	A	243	59 763	30 332	29 431	3 951	1 667	233	55 257	28 426	26 831
	B	115	46 742	23 732	23 010	3 122	1 261	105	42 236	21 826	20 410
	C	128	13 021	6 600	6 421	829	406	128	13 021	6 600	6 421
TR323 Muğla	A	224	48 040	24 361	23 679	3 340	2 039	206	42 232	21 679	20 553
	B	84	26 486	13 315	13 171	1 789	872	71	21 623	11 133	10 490
	C	140	21 554	11 046	10 508	1 551	1 167	135	20 609	10 546	10 063
TR331 Manisa	A	336	82 384	41 929	40 455	4 843	2 192	320	75 694	39 009	36 685
	B	175	62 697	31 887	30 810	3 563	1 615	163	56 717	29 360	27 357
	C	161	19 687	10 042	9 645	1 280	577	157	18 977	9 649	9 328
TR332 Afyonkarahisar	A	264	46 380	23 710	22 670	2 885	1 423	260	44 436	22 898	21 538
	B	110	29 679	15 331	14 348	1 824	925	106	27 735	14 519	13 216
	C	154	16 701	8 379	8 322	1 061	498	154	16 701	8 379	8 322
TR333 Kütahya	A	164	31 706	16 127	15 579	2 105	1 414	154	28 804	14 937	13 867
	B	93	25 157	12 799	12 358	1 611	820	83	22 255	11 609	10 646
	C	71	6 549	3 328	3 221	494	594	71	6 549	3 328	3 221
TR334 Uşak	A	98	20 471	10 364	10 107	1 416	792	96	19 092	9 817	9 275
	B	50	16 284	8 264	8 020	1 076	481	48	14 905	7 717	7 188
	C	48	4 187	2 100	2 087	340	311	48	4 187	2 100	2 087
TR411 Bursa	A	505	173 188	88 000	85 188	9 122	2 399	470	155 240	80 468	74 772
	B	391	162 080	82 308	79 772	8 284	2 217	360	145 249	75 355	69 894
	C	114	11 108	5 692	5 416	838	182	110	9 991	5 113	4 878

(1) Toplam öğretmen, kadrolu öğretmenleri kapsar.



2.5.b Number of schools, students, teachers and classrooms in public and private lower secondary schools by settlement place according to Statistical Regions Level 3

[Beginning of the educational year 2013/'14]

A. Total B. City C. Village

Public		Özel - Private						Açık Öğretim Ortaokulu Open Lower Secondary School					SR Level 3
		Öğrenci - Student				Öğrenci - Student							
Öğretmen <sup>(1)</sup> Teacher <sup>(1)</sup>	Derslik Classroom	Okul School	Toplam Total	Erkek Males	Kadın Females	Öğretmen <sup>(1)</sup> Teacher <sup>(1)</sup>	Derslik Classroom	Toplam Total	Erkek Males	Kadın Females			
<b>259 345</b>	<b>118 146</b>	<b>972</b>	<b>182 019</b>	<b>98 288</b>	<b>83 731</b>	<b>21 459</b>	<b>10 405</b>	<b>298 148</b>	<b>109 113</b>	<b>189 035</b>	<b>A</b>	Turkey TR	
<b>203 909</b>	<b>89 682</b>	<b>901</b>	<b>165 882</b>	<b>89 681</b>	<b>76 201</b>	<b>19 575</b>	<b>9 667</b>	<b>298 148</b>	<b>109 113</b>	<b>189 035</b>	<b>B</b>		
<b>55 436</b>	<b>28 464</b>	<b>71</b>	<b>16 137</b>	<b>8 607</b>	<b>7 530</b>	<b>1 884</b>	<b>738</b>	-	-	-	<b>C</b>		
<b>31 201</b>	<b>12 855</b>	<b>286</b>	<b>52 593</b>	<b>27 837</b>	<b>24 756</b>	<b>6 765</b>	<b>3 040</b>	<b>84 918</b>	<b>31 957</b>	<b>52 961</b>	<b>A</b>	İstanbul TR100	
31 168	12 814	274	48 781	25 824	22 957	6 306	2 883	84 918	31 957	52 961	B		
33	41	12	3 812	2 013	1 799	459	157	-	-	-	C		
<b>2 230</b>	<b>1 156</b>	<b>9</b>	<b>1 175</b>	<b>634</b>	<b>541</b>	<b>147</b>	<b>87</b>	<b>3 443</b>	<b>1 368</b>	<b>2 075</b>	<b>A</b>	Tekirdağ TR211	
1 704	899	8	969	519	450	122	87	3 443	1 368	2 075	B		
526	257	1	206	115	91	25	-	-	-	-	C		
<b>1 098</b>	<b>632</b>	<b>4</b>	<b>627</b>	<b>335</b>	<b>292</b>	<b>88</b>	<b>7</b>	<b>771</b>	<b>271</b>	<b>500</b>	<b>A</b>	Edirne TR212	
883	550	4	627	335	292	88	7	771	271	500	B		
215	82	-	-	-	-	-	-	-	-	-	C		
<b>947</b>	<b>581</b>	<b>3</b>	<b>297</b>	<b>155</b>	<b>142</b>	<b>49</b>	<b>18</b>	<b>843</b>	<b>329</b>	<b>514</b>	<b>A</b>	Kırklareli TR213	
710	390	3	297	155	142	49	18	843	329	514	B		
237	191	-	-	-	-	-	-	-	-	-	C		
<b>3 945</b>	<b>1 814</b>	<b>10</b>	<b>1 813</b>	<b>1 003</b>	<b>810</b>	<b>229</b>	<b>124</b>	<b>2 895</b>	<b>838</b>	<b>2 057</b>	<b>A</b>	Balıkesir TR221	
2 754	1 224	9	1 734	962	772	217	116	2 895	838	2 057	B		
1 191	590	1	79	41	38	12	8	-	-	-	C		
<b>1 489</b>	<b>809</b>	<b>4</b>	<b>583</b>	<b>283</b>	<b>300</b>	<b>73</b>	<b>38</b>	<b>1 403</b>	<b>468</b>	<b>935</b>	<b>A</b>	Çanakkale TR222	
999	552	3	428	205	223	52	14	1 403	468	935	B		
490	257	1	155	78	77	21	24	-	-	-	C		
<b>12 306</b>	<b>4 977</b>	<b>55</b>	<b>11 163</b>	<b>5 986</b>	<b>5 177</b>	<b>1 464</b>	<b>685</b>	<b>20 653</b>	<b>8 295</b>	<b>12 358</b>	<b>A</b>	İzmir TR310	
10 979	4 252	52	10 842	5 813	5 029	1 396	673	20 653	8 295	12 358	B		
1 327	725	3	321	173	148	68	12	-	-	-	C		
<b>3 748</b>	<b>2 048</b>	<b>14</b>	<b>2 328</b>	<b>1 236</b>	<b>1 092</b>	<b>270</b>	<b>149</b>	<b>2 413</b>	<b>840</b>	<b>1 573</b>	<b>A</b>	Aydın TR321	
2 590	1 225	13	2 227	1 183	1 044	255	141	2 413	840	1 573	B		
1 158	823	1	101	53	48	15	8	-	-	-	C		
<b>3 748</b>	<b>1 640</b>	<b>10</b>	<b>1 783</b>	<b>898</b>	<b>885</b>	<b>203</b>	<b>27</b>	<b>2 723</b>	<b>1 008</b>	<b>1 715</b>	<b>A</b>	Denizli TR322	
2 919	1 234	10	1 783	898	885	203	27	2 723	1 008	1 715	B		
829	406	-	-	-	-	-	-	-	-	-	C		
<b>2 951</b>	<b>1 840</b>	<b>18</b>	<b>2 791</b>	<b>1 464</b>	<b>1 327</b>	<b>389</b>	<b>199</b>	<b>3 017</b>	<b>1 218</b>	<b>1 799</b>	<b>A</b>	Muğla TR323	
1 509	743	13	1 846	964	882	280	129	3 017	1 218	1 799	B		
1 442	1 097	5	945	500	445	109	70	-	-	-	C		
<b>4 530</b>	<b>2 031</b>	<b>16</b>	<b>2 872</b>	<b>1 570</b>	<b>1 302</b>	<b>313</b>	<b>161</b>	<b>3 818</b>	<b>1 350</b>	<b>2 468</b>	<b>A</b>	Manisa TR331	
3 332	1 481	12	2 162	1 177	985	231	134	3 818	1 350	2 468	B		
1 198	550	4	710	393	317	82	27	-	-	-	C		
<b>2 809</b>	<b>1 376</b>	<b>4</b>	<b>594</b>	<b>320</b>	<b>274</b>	<b>76</b>	<b>47</b>	<b>1 350</b>	<b>492</b>	<b>858</b>	<b>A</b>	Afyonkarahisar TR332	
1 748	878	4	594	320	274	76	47	1 350	492	858	B		
1 061	498	-	-	-	-	-	-	-	-	-	C		
<b>1 930</b>	<b>1 314</b>	<b>10</b>	<b>1 482</b>	<b>831</b>	<b>651</b>	<b>175</b>	<b>100</b>	<b>1 420</b>	<b>359</b>	<b>1 061</b>	<b>A</b>	Kütahya TR333	
1 436	720	10	1 482	831	651	175	100	1 420	359	1 061	B		
494	594	-	-	-	-	-	-	-	-	-	C		
<b>1 366</b>	<b>742</b>	<b>2</b>	<b>407</b>	<b>215</b>	<b>192</b>	<b>50</b>	<b>50</b>	<b>972</b>	<b>332</b>	<b>640</b>	<b>A</b>	Uşak TR334	
1 026	431	2	407	215	192	50	50	972	332	640	B		
340	311	-	-	-	-	-	-	-	-	-	C		
<b>8 215</b>	<b>2 369</b>	<b>35</b>	<b>7 113</b>	<b>3 843</b>	<b>3 270</b>	<b>907</b>	<b>30</b>	<b>10 835</b>	<b>3 689</b>	<b>7 146</b>	<b>A</b>	Bursa TR411	
7 558	2 187	31	5 996	3 264	2 732	726	30	10 835	3 689	7 146	B		
657	182	4	1 117	579	538	181	-	-	-	-	C		

(1) Total of teachers includes permanent teaching staff.

2.5.b İstatistik Bölge Birimleri Sınıflaması 3. düzey resmi - özel ayrımında, yerleşim yerine göre ortaokullarda, okul, öğrenci, öğretmen ve derslik sayısı  
(devam)

[2013/'14 Öğretim yılı başı ]

İBBS 3. Düzey	A. Toplam	B. Şehir					C. Köy				
		Toplam - Total									
		Okul School	Öğrenci - Student			Öğretmen <sup>(1)</sup> Teacher <sup>(1)</sup>	Derslik Classroom	Okul School	Öğrenci - Student		
Toplam Total	Erkek Males		Kadın Females	Toplam Total	Erkek Males				Kadın Females		
TR412 Eskişehir	A	121	42 638	21 584	21 054	2 590	1 137	115	38 639	19 932	18 707
	B	104	41 323	20 903	20 420	2 477	1 094	98	37 324	19 251	18 073
	C	17	1 315	681	634	113	43	17	1 315	681	634
TR413 Bilecik	A	53	11 652	5 894	5 758	668	306	51	10 609	5 469	5 140
	B	40	10 552	5 344	5 208	590	253	38	9 509	4 919	4 590
	C	13	1 100	550	550	78	53	13	1 100	550	550
TR421 Kocaeli	A	288	114 522	57 746	56 776	5 619	3 337	262	102 225	52 898	49 327
	B	258	110 382	55 594	54 788	5 303	3 091	236	98 765	51 115	47 650
	C	30	4 140	2 152	1 988	316	246	26	3 460	1 783	1 677
TR422 Sakarya	A	247	62 539	31 396	31 143	3 262	2 597	236	56 128	28 969	27 159
	B	158	52 351	26 289	26 062	2 661	1 790	147	45 940	23 862	22 078
	C	89	10 188	5 107	5 081	601	807	89	10 188	5 107	5 081
TR423 Düzce	A	115	23 186	11 565	11 621	1 430	371	112	21 535	10 971	10 564
	B	63	17 190	8 556	8 634	972	290	63	16 037	8 231	7 806
	C	52	5 996	3 009	2 987	458	81	49	5 498	2 740	2 758
TR424 Bolu	A	71	15 569	7 692	7 877	998	112	69	14 322	7 295	7 027
	B	54	13 597	6 701	6 896	819	88	52	12 350	6 304	6 046
	C	17	1 972	991	981	179	24	17	1 972	991	981
TR425 Yalova	A	58	13 047	6 580	6 467	852	387	55	11 649	6 038	5 611
	B	34	10 564	5 283	5 281	649	280	31	9 166	4 741	4 425
	C	24	2 483	1 297	1 186	203	107	24	2 483	1 297	1 186
TR510 Ankara	A	655	313 457	157 730	155 727	17 832	8 234	549	274 192	140 755	133 437
	B	593	305 882	153 859	152 023	17 183	7 849	491	269 139	138 204	130 935
	C	62	7 575	3 871	3 704	649	385	58	5 053	2 551	2 502
TR521 Konya	A	532	152 062	77 146	74 916	8 044	4 624	505	139 638	71 688	67 950
	B	274	125 266	63 559	61 707	6 503	3 432	247	112 842	58 101	54 741
	C	258	26 796	13 587	13 209	1 541	1 192	258	26 796	13 587	13 209
TR522 Karaman	A	70	16 550	8 359	8 191	1 071	740	67	15 169	7 731	7 438
	B	43	13 749	6 933	6 816	859	585	40	12 368	6 305	6 063
	C	27	2 801	1 426	1 375	212	155	27	2 801	1 426	1 375
TR611 Antalya	A	491	139 412	70 492	68 920	7 974	3 104	454	122 892	63 328	59 564
	B	306	108 902	54 811	54 091	6 022	2 355	274	93 588	48 283	45 305
	C	185	30 510	15 681	14 829	1 952	749	180	29 304	15 045	14 259
TR612 Isparta	A	139	23 792	12 171	11 621	1 757	1 722	137	22 197	11 489	10 708
	B	76	19 291	9 935	9 356	1 278	1 083	74	17 696	9 253	8 443
	C	63	4 501	2 236	2 265	479	639	63	4 501	2 236	2 265
TR613 Burdur	A	87	14 013	7 186	6 827	1 131	551	85	13 306	6 909	6 397
	B	48	10 776	5 482	5 294	783	445	46	10 069	5 205	4 864
	C	39	3 237	1 704	1 533	348	106	39	3 237	1 704	1 533
TR621 Adana	A	363	162 058	81 878	80 180	7 762	3 221	346	150 962	77 130	73 832
	B	264	149 863	75 668	74 195	7 083	3 005	248	138 899	70 992	67 907
	C	99	12 195	6 210	5 985	679	216	98	12 063	6 138	5 925
TR622 Mersin	A	369	122 209	61 983	60 226	6 737	1 809	344	114 019	58 665	55 354
	B	216	103 940	52 598	51 342	5 546	1 663	195	96 397	49 629	46 768
	C	153	18 269	9 385	8 884	1 191	146	149	17 622	9 036	8 586
TR631 Hatay	A	435	119 849	60 447	59 402	5 916	2 073	423	113 804	57 931	55 873
	B	150	68 509	34 503	34 006	3 171	1 357	141	63 178	32 374	30 804
	C	285	51 340	25 944	25 396	2 745	716	282	50 626	25 557	25 069
TR632 Kahramanmaraş	A	307	92 299	47 047	45 252	4 670	2 456	297	86 412	44 317	42 095
	B	124	64 522	32 888	31 634	3 256	1 670	114	58 635	30 158	28 477
	C	183	27 777	14 159	13 618	1 414	786	183	27 777	14 159	13 618

(1) Toplam öğretmen, kadrolu öğretmenleri kapsar.

2.5.b Number of schools, students, teachers and classrooms in public and private lower secondary schools by settlement place according to Statistical Regions Level 3  
(continued)

[Beginning of the educational year 2013/'14]

A. Total		B. City	C. Village							Açık Öğretim Ortaokulu Open Lower Secondary School			
Public		Özel - Private						Öğrenci - Student					
Öğretmen <sup>(1)</sup> Teacher <sup>(1)</sup>	Derslik Classroom	Okul School	Toplam Total	Erkek Males	Kadın Females	Öğretmen <sup>(1)</sup> Teacher <sup>(1)</sup>	Derslik Classroom	Toplam Total	Erkek Males	Kadın Females		SR Level 3	
<b>2 418</b>	<b>1 112</b>	<b>6</b>	<b>1 799</b>	<b>993</b>	<b>806</b>	<b>172</b>	<b>25</b>	<b>2 200</b>	<b>659</b>	<b>1 541</b>	<b>A</b>	Eskişehir TR412	
2 305	1 069	6	1 799	993	806	172	25	2 200	659	1 541	B		
113	43	-	-	-	-	-	-	-	-	-	C		
<b>623</b>	<b>286</b>	<b>2</b>	<b>341</b>	<b>188</b>	<b>153</b>	<b>45</b>	<b>20</b>	<b>702</b>	<b>237</b>	<b>465</b>	<b>A</b>	Bilecik TR413	
545	233	2	341	188	153	45	20	702	237	465	B		
78	53	-	-	-	-	-	-	-	-	-	C		
<b>5 200</b>	<b>3 202</b>	<b>26</b>	<b>3 820</b>	<b>2 106</b>	<b>1 714</b>	<b>419</b>	<b>135</b>	<b>8 477</b>	<b>2 742</b>	<b>5 735</b>	<b>A</b>	Kocaeli TR421	
4 961	3 006	22	3 140	1 737	1 403	342	85	8 477	2 742	5 735	B		
239	196	4	680	369	311	77	50	-	-	-	C		
<b>3 001</b>	<b>2 495</b>	<b>11</b>	<b>2 534</b>	<b>1 391</b>	<b>1 143</b>	<b>261</b>	<b>102</b>	<b>3 877</b>	<b>1 036</b>	<b>2 841</b>	<b>A</b>	Sakarya TR422	
2 400	1 688	11	2 534	1 391	1 143	261	102	3 877	1 036	2 841	B		
601	807	-	-	-	-	-	-	-	-	-	C		
<b>1 372</b>	<b>342</b>	<b>3</b>	<b>498</b>	<b>269</b>	<b>229</b>	<b>58</b>	<b>29</b>	<b>1 153</b>	<b>325</b>	<b>828</b>	<b>A</b>	Düzce TR423	
972	290	-	-	-	-	-	-	1 153	325	828	B		
400	52	3	498	269	229	58	29	-	-	-	C		
<b>984</b>	<b>92</b>	<b>2</b>	<b>226</b>	<b>128</b>	<b>98</b>	<b>14</b>	<b>20</b>	<b>1 021</b>	<b>269</b>	<b>752</b>	<b>A</b>	Bolu TR424	
805	68	2	226	128	98	14	20	1 021	269	752	B		
179	24	-	-	-	-	-	-	-	-	-	C		
<b>789</b>	<b>339</b>	<b>3</b>	<b>581</b>	<b>310</b>	<b>271</b>	<b>63</b>	<b>48</b>	<b>817</b>	<b>232</b>	<b>585</b>	<b>A</b>	Yalova TR425	
586	232	3	581	310	271	63	48	817	232	585	B		
203	107	-	-	-	-	-	-	-	-	-	C		
<b>15 346</b>	<b>6 777</b>	<b>106</b>	<b>22 300</b>	<b>11 917</b>	<b>10 383</b>	<b>2 486</b>	<b>1 457</b>	<b>16 965</b>	<b>5 058</b>	<b>11 907</b>	<b>A</b>	Ankara TR510	
14 889	6 499	102	19 778	10 597	9 181	2 294	1 350	16 965	5 058	11 907	B		
457	278	4	2 522	1 320	1 202	192	107	-	-	-	C		
<b>7 467</b>	<b>4 431</b>	<b>27</b>	<b>5 515</b>	<b>2 972</b>	<b>2 543</b>	<b>577</b>	<b>193</b>	<b>6 909</b>	<b>2 486</b>	<b>4 423</b>	<b>A</b>	Konya TR521	
5 926	3 239	27	5 515	2 972	2 543	577	193	6 909	2 486	4 423	B		
1 541	1 192	-	-	-	-	-	-	-	-	-	C		
<b>1 015</b>	<b>652</b>	<b>3</b>	<b>771</b>	<b>417</b>	<b>354</b>	<b>56</b>	<b>88</b>	<b>610</b>	<b>211</b>	<b>399</b>	<b>A</b>	Karaman TR522	
803	497	3	771	417	354	56	88	610	211	399	B		
212	155	-	-	-	-	-	-	-	-	-	C		
<b>7 171</b>	<b>2 565</b>	<b>37</b>	<b>6 919</b>	<b>3 733</b>	<b>3 186</b>	<b>803</b>	<b>539</b>	<b>9 601</b>	<b>3 431</b>	<b>6 170</b>	<b>A</b>	Antalya TR611	
5 340	1 897	32	5 713	3 097	2 616	682	458	9 601	3 431	6 170	B		
1 831	668	5	1 206	636	570	121	81	-	-	-	C		
<b>1 701</b>	<b>1 666</b>	<b>2</b>	<b>475</b>	<b>264</b>	<b>211</b>	<b>56</b>	<b>56</b>	<b>1 120</b>	<b>418</b>	<b>702</b>	<b>A</b>	Isparta TR612	
1 222	1 027	2	475	264	211	56	56	1 120	418	702	B		
479	639	-	-	-	-	-	-	-	-	-	C		
<b>1 097</b>	<b>531</b>	<b>2</b>	<b>223</b>	<b>110</b>	<b>113</b>	<b>34</b>	<b>20</b>	<b>484</b>	<b>167</b>	<b>317</b>	<b>A</b>	Burdur TR613	
749	425	2	223	110	113	34	20	484	167	317	B		
348	106	-	-	-	-	-	-	-	-	-	C		
<b>7 378</b>	<b>2 946</b>	<b>17</b>	<b>4 710</b>	<b>2 499</b>	<b>2 211</b>	<b>384</b>	<b>275</b>	<b>6 386</b>	<b>2 249</b>	<b>4 137</b>	<b>A</b>	Adana TR621	
6 716	2 730	16	4 578	2 427	2 151	367	275	6 386	2 249	4 137	B		
662	216	1	132	72	60	17	-	-	-	-	C		
<b>6 324</b>	<b>1 653</b>	<b>25</b>	<b>3 223</b>	<b>1 723</b>	<b>1 500</b>	<b>413</b>	<b>156</b>	<b>4 967</b>	<b>1 595</b>	<b>3 372</b>	<b>A</b>	Mersin TR622	
5 226	1 527	21	2 576	1 374	1 202	320	136	4 967	1 595	3 372	B		
1 098	126	4	647	349	298	93	20	-	-	-	C		
<b>5 679</b>	<b>1 976</b>	<b>12</b>	<b>2 376</b>	<b>1 289</b>	<b>1 087</b>	<b>237</b>	<b>97</b>	<b>3 669</b>	<b>1 227</b>	<b>2 442</b>	<b>A</b>	Hatay TR631	
2 997	1 260	9	1 662	902	760	174	97	3 669	1 227	2 442	B		
2 682	716	3	714	387	327	63	-	-	-	-	C		
<b>4 478</b>	<b>2 209</b>	<b>10</b>	<b>2 510</b>	<b>1 427</b>	<b>1 083</b>	<b>192</b>	<b>247</b>	<b>3 377</b>	<b>1 303</b>	<b>2 074</b>	<b>A</b>	Kahramanmaraş TR632	
3 064	1 423	10	2 510	1 427	1 083	192	247	3 377	1 303	2 074	B		
1 414	786	-	-	-	-	-	-	-	-	-	C		

(1) Total of teachers includes permanent teaching staff.

2.5.b İstatistiki Bölge Birimleri Sınıflaması 3. düzey resmi - özel ayrımında, yerleşim yerine göre ortaokullarda, okul, öğrenci, öğretmen ve derslik sayısı (devam)

[2013/'14 Öğretim yılı başı ]

İBBS 3. Düzey	A. Toplam		B. Şehir				C. Köy				
	Toplam - Total										
	Okul School	Öğrenci - Student			Öğretmen <sup>(1)</sup> Teacher <sup>(1)</sup>	Derslik Classroom	Okul School	Öğrenci - Student			
Toplam Total		Erkek Males	Kadın Females	Toplam Total				Erkek Males	Kadın Females		
<b>TR633 Osmaniye</b>	<b>A</b>	<b>140</b>	<b>39 765</b>	<b>20 231</b>	<b>19 534</b>	<b>2 268</b>	<b>833</b>	<b>133</b>	<b>36 830</b>	<b>18 839</b>	<b>17 991</b>
	B	89	33 393	16 973	16 420	1 882	650	82	30 458	15 581	14 877
	C	51	6 372	3 258	3 114	386	183	51	6 372	3 258	3 114
<b>TR711 Kırıkkale</b>	<b>A</b>	<b>69</b>	<b>17 670</b>	<b>8 911</b>	<b>8 759</b>	<b>1 167</b>	<b>716</b>	<b>63</b>	<b>16 156</b>	<b>8 300</b>	<b>7 856</b>
	B	51	16 363	8 249	8 114	1 044	695	45	14 849	7 638	7 211
	C	18	1 307	662	645	123	21	18	1 307	662	645
<b>TR712 Aksaray</b>	<b>A</b>	<b>145</b>	<b>28 274</b>	<b>14 290</b>	<b>13 984</b>	<b>1 705</b>	<b>1 204</b>	<b>142</b>	<b>26 544</b>	<b>13 523</b>	<b>13 021</b>
	B	61	18 586	9 449	9 137	1 058	686	58	16 856	8 682	8 174
	C	84	9 688	4 841	4 847	647	518	84	9 688	4 841	4 847
<b>TR713 Niğde</b>	<b>A</b>	<b>124</b>	<b>25 661</b>	<b>13 025</b>	<b>12 636</b>	<b>1 561</b>	<b>1 396</b>	<b>122</b>	<b>24 579</b>	<b>12 530</b>	<b>12 049</b>
	B	44	14 860	7 574	7 286	886	658	42	13 778	7 079	6 699
	C	80	10 801	5 451	5 350	675	738	80	10 801	5 451	5 350
<b>TR714 Nevşehir</b>	<b>A</b>	<b>100</b>	<b>18 932</b>	<b>9 585</b>	<b>9 347</b>	<b>1 342</b>	<b>987</b>	<b>97</b>	<b>17 411</b>	<b>8 880</b>	<b>8 531</b>
	B	41	12 610	6 376	6 234	798	501	39	11 324	5 797	5 527
	C	59	6 322	3 209	3 113	544	486	58	6 087	3 083	3 004
<b>TR715 Kırşehir</b>	<b>A</b>	<b>76</b>	<b>13 732</b>	<b>7 031</b>	<b>6 701</b>	<b>1 071</b>	<b>339</b>	<b>74</b>	<b>13 045</b>	<b>6 731</b>	<b>6 314</b>
	B	42	11 593	5 969	5 624	785	319	40	10 906	5 669	5 237
	C	34	2 139	1 062	1 077	286	20	34	2 139	1 062	1 077
<b>TR721 Kayseri</b>	<b>A</b>	<b>278</b>	<b>95 370</b>	<b>48 135</b>	<b>47 235</b>	<b>5 112</b>	<b>1 914</b>	<b>260</b>	<b>86 730</b>	<b>44 553</b>	<b>42 177</b>
	B	191	87 794	44 310	43 484	4 626	1 751	174	79 222	40 770	38 452
	C	87	7 576	3 825	3 751	486	163	86	7 508	3 783	3 725
<b>TR722 Sivas</b>	<b>A</b>	<b>211</b>	<b>42 580</b>	<b>21 416</b>	<b>21 164</b>	<b>2 911</b>	<b>1 596</b>	<b>208</b>	<b>40 565</b>	<b>20 725</b>	<b>19 840</b>
	B	119	34 380	17 258	17 122	2 206	1 322	116	32 365	16 567	15 798
	C	92	8 200	4 158	4 042	705	274	92	8 200	4 158	4 042
<b>TR723 Yozgat</b>	<b>A</b>	<b>203</b>	<b>29 500</b>	<b>14 885</b>	<b>14 615</b>	<b>2 206</b>	<b>614</b>	<b>202</b>	<b>28 292</b>	<b>14 407</b>	<b>13 885</b>
	B	83	20 124	10 172	9 952	1 295	490	82	18 916	9 694	9 222
	C	120	9 376	4 713	4 663	911	124	120	9 376	4 713	4 663
<b>TR811 Zonguldak</b>	<b>A</b>	<b>149</b>	<b>35 720</b>	<b>18 051</b>	<b>17 669</b>	<b>2 078</b>	<b>1 778</b>	<b>143</b>	<b>33 009</b>	<b>16 904</b>	<b>16 105</b>
	B	62	21 293	10 722	10 571	1 451	802	56	18 582	9 575	9 007
	C	87	14 427	7 329	7 098	627	976	87	14 427	7 329	7 098
<b>TR812 Karabük</b>	<b>A</b>	<b>65</b>	<b>12 869</b>	<b>6 658</b>	<b>6 211</b>	<b>856</b>	<b>605</b>	<b>63</b>	<b>11 382</b>	<b>5 881</b>	<b>5 501</b>
	B	54	11 810	6 132	5 678	765	519	52	10 323	5 355	4 968
	C	11	1 059	526	533	91	86	11	1 059	526	533
<b>TR813 Bartın</b>	<b>A</b>	<b>50</b>	<b>10 748</b>	<b>5 343</b>	<b>5 405</b>	<b>735</b>	<b>554</b>	<b>47</b>	<b>9 938</b>	<b>5 056</b>	<b>4 882</b>
	B	20	5 636	2 807	2 829	377	255	17	4 826	2 520	2 306
	C	30	5 112	2 536	2 576	358	299	30	5 112	2 536	2 576
<b>TR821 Kastamonu</b>	<b>A</b>	<b>98</b>	<b>20 217</b>	<b>10 001</b>	<b>10 216</b>	<b>1 289</b>	<b>585</b>	<b>95</b>	<b>18 713</b>	<b>9 554</b>	<b>9 159</b>
	B	61	16 137	7 948	8 189	966	472	58	14 633	7 501	7 132
	C	37	4 080	2 053	2 027	323	113	37	4 080	2 053	2 027
<b>TR822 Çankırı</b>	<b>A</b>	<b>49</b>	<b>9 624</b>	<b>4 903</b>	<b>4 721</b>	<b>573</b>	<b>375</b>	<b>48</b>	<b>8 971</b>	<b>4 642</b>	<b>4 329</b>
	B	39	8 953	4 557	4 396	528	352	38	8 300	4 296	4 004
	C	10	671	346	325	45	23	10	671	346	325
<b>TR823 Sinop</b>	<b>A</b>	<b>55</b>	<b>11 561</b>	<b>5 772</b>	<b>5 789</b>	<b>735</b>	<b>397</b>	<b>53</b>	<b>10 774</b>	<b>5 509</b>	<b>5 265</b>
	B	39	9 256	4 633	4 623	544	292	37	8 469	4 370	4 099
	C	16	2 305	1 139	1 166	191	105	16	2 305	1 139	1 166
<b>TR831 Samsun</b>	<b>A</b>	<b>300</b>	<b>86 129</b>	<b>43 229</b>	<b>42 900</b>	<b>5 089</b>	<b>2 861</b>	<b>288</b>	<b>79 957</b>	<b>41 051</b>	<b>38 906</b>
	B	149	64 943	32 559	32 384	3 822	1 561	138	58 968	30 478	28 490
	C	151	21 186	10 670	10 516	1 267	1 300	150	20 989	10 573	10 416

(1) Toplam öğretmen, kadrolu öğretmenleri kapsar.

2.5.b Number of schools, students, teachers and classrooms in public and private lower secondary schools by settlement place according to Statistical Regions Level 3  
(continued)

[Beginning of the educational year 2013/'14]

A. Total B. City C. Village

Public	Özel - Private						Açık Öğretim Ortaokulu Open Lower Secondary School					SR Level 3
	Öğrenci - Student			Öğretmen <sup>(1)</sup> Teacher <sup>(1)</sup>			Öğrenci - Student			Öğretmen <sup>(1)</sup> Teacher <sup>(1)</sup>		
	Okul School	Toplam Total	Erkek Males	Kadın Females	Okul Classroom	Toplam Total	Erkek Males	Kadın Females	Okul Classroom	Toplam Total	Erkek Males	
<b>2 084</b>	<b>726</b>	<b>7</b>	<b>1 683</b>	<b>942</b>	<b>741</b>	<b>184</b>	<b>107</b>	<b>1 252</b>	<b>450</b>	<b>802</b>	<b>A</b>	Osmaniye TR633
1 698	543	7	1 683	942	741	184	107	1 252	450	802	B	
386	183	-	-	-	-	-	-	-	-	-	C	
<b>1 070</b>	<b>641</b>	<b>6</b>	<b>843</b>	<b>473</b>	<b>370</b>	<b>97</b>	<b>75</b>	<b>671</b>	<b>138</b>	<b>533</b>	<b>A</b>	Kırıkkale TR711
947	620	6	843	473	370	97	75	671	138	533	B	
123	21	-	-	-	-	-	-	-	-	-	C	
<b>1 655</b>	<b>1 163</b>	<b>3</b>	<b>603</b>	<b>333</b>	<b>270</b>	<b>50</b>	<b>41</b>	<b>1 127</b>	<b>434</b>	<b>693</b>	<b>A</b>	Aksaray TR712
1 008	645	3	603	333	270	50	41	1 127	434	693	B	
647	518	-	-	-	-	-	-	-	-	-	C	
<b>1 514</b>	<b>1 371</b>	<b>2</b>	<b>476</b>	<b>262</b>	<b>214</b>	<b>47</b>	<b>25</b>	<b>606</b>	<b>233</b>	<b>373</b>	<b>A</b>	Niğde TR713
839	633	2	476	262	214	47	25	606	233	373	B	
675	738	-	-	-	-	-	-	-	-	-	C	
<b>1 262</b>	<b>922</b>	<b>3</b>	<b>1 007</b>	<b>539</b>	<b>468</b>	<b>80</b>	<b>65</b>	<b>514</b>	<b>166</b>	<b>348</b>	<b>A</b>	Nevşehir TR714
751	447	2	772	413	359	47	54	514	166	348	B	
511	475	1	235	126	109	33	11	-	-	-	C	
<b>1 040</b>	<b>339</b>	<b>2</b>	<b>320</b>	<b>172</b>	<b>148</b>	<b>31</b>	<b>-</b>	<b>367</b>	<b>128</b>	<b>239</b>	<b>A</b>	Kırşehir TR715
754	319	2	320	172	148	31	-	367	128	239	B	
286	20	-	-	-	-	-	-	-	-	-	C	
<b>4 759</b>	<b>1 776</b>	<b>18</b>	<b>3 497</b>	<b>1 905</b>	<b>1 592</b>	<b>353</b>	<b>138</b>	<b>5 143</b>	<b>1 677</b>	<b>3 466</b>	<b>A</b>	Kayseri TR721
4 284	1 613	17	3 429	1 863	1 566	342	138	5 143	1 677	3 466	B	
475	163	1	68	42	26	11	-	-	-	-	C	
<b>2 845</b>	<b>1 555</b>	<b>3</b>	<b>550</b>	<b>295</b>	<b>255</b>	<b>66</b>	<b>41</b>	<b>1 465</b>	<b>396</b>	<b>1 069</b>	<b>A</b>	Sivas TR722
2 140	1 281	3	550	295	255	66	41	1 465	396	1 069	B	
705	274	-	-	-	-	-	-	-	-	-	C	
<b>2 167</b>	<b>604</b>	<b>1</b>	<b>215</b>	<b>126</b>	<b>89</b>	<b>39</b>	<b>10</b>	<b>993</b>	<b>352</b>	<b>641</b>	<b>A</b>	Yozgat TR723
1 256	480	1	215	126	89	39	10	993	352	641	B	
911	124	-	-	-	-	-	-	-	-	-	C	
<b>1 931</b>	<b>1 763</b>	<b>6</b>	<b>1 166</b>	<b>656</b>	<b>510</b>	<b>147</b>	<b>15</b>	<b>1 545</b>	<b>491</b>	<b>1 054</b>	<b>A</b>	Zonguldak TR811
1 304	787	6	1 166	656	510	147	15	1 545	491	1 054	B	
627	976	-	-	-	-	-	-	-	-	-	C	
<b>810</b>	<b>582</b>	<b>2</b>	<b>418</b>	<b>230</b>	<b>188</b>	<b>46</b>	<b>23</b>	<b>1 069</b>	<b>547</b>	<b>522</b>	<b>A</b>	Karabük TR812
719	496	2	418	230	188	46	23	1 069	547	522	B	
91	86	-	-	-	-	-	-	-	-	-	C	
<b>688</b>	<b>533</b>	<b>3</b>	<b>349</b>	<b>198</b>	<b>151</b>	<b>47</b>	<b>21</b>	<b>461</b>	<b>89</b>	<b>372</b>	<b>A</b>	Bartın TR813
330	234	3	349	198	151	47	21	461	89	372	B	
358	299	-	-	-	-	-	-	-	-	-	C	
<b>1 255</b>	<b>555</b>	<b>3</b>	<b>238</b>	<b>137</b>	<b>101</b>	<b>34</b>	<b>30</b>	<b>1 266</b>	<b>310</b>	<b>956</b>	<b>A</b>	Kastamonu TR821
932	442	3	238	137	101	34	30	1 266	310	956	B	
323	113	-	-	-	-	-	-	-	-	-	C	
<b>554</b>	<b>341</b>	<b>1</b>	<b>260</b>	<b>138</b>	<b>122</b>	<b>19</b>	<b>34</b>	<b>393</b>	<b>123</b>	<b>270</b>	<b>A</b>	Çankırı TR822
509	318	1	260	138	122	19	34	393	123	270	B	
45	23	-	-	-	-	-	-	-	-	-	C	
<b>717</b>	<b>397</b>	<b>2</b>	<b>168</b>	<b>87</b>	<b>81</b>	<b>18</b>	<b>-</b>	<b>619</b>	<b>176</b>	<b>443</b>	<b>A</b>	Sinop TR823
526	292	2	168	87	81	18	-	619	176	443	B	
191	105	-	-	-	-	-	-	-	-	-	C	
<b>4 874</b>	<b>2 747</b>	<b>12</b>	<b>1 786</b>	<b>929</b>	<b>857</b>	<b>215</b>	<b>114</b>	<b>4 386</b>	<b>1 249</b>	<b>3 137</b>	<b>A</b>	Samsun TR831
3 628	1 460	11	1 589	832	757	194	101	4 386	1 249	3 137	B	
1 246	1 287	1	197	97	100	21	13	-	-	-	C	

(1) Total of teachers includes permanent teaching staff.

2.5.b İstatistiki Bölge Birimleri Sınıflaması 3. düzey resmi - özel ayrımında, yerleşim yerine göre ortaokullarda, okul, öğrenci, öğretmen ve derslik sayısı (devam)

[2013/'14 Öğretim yılı başı ]

İBBS 3. Düzey	A. Toplam	B. Şehir						C. Köy				
		Toplam - Total						Resmi				
		Okul School	Öğrenci - Student			Öğretmen <sup>(1)</sup> Teacher <sup>(1)</sup>	Derslik Classroom	Okul School	Öğrenci - Student			
Toplam Total	Erkek Males		Kadın Females	Toplam Total	Erkek Males				Kadın Females			
TR832 Tokat	A	198	40 118	20 300	19 818	2 691	1 466	195	38 068	19 543	18 525	
	B	93	30 026	15 250	14 776	1 864	979	90	27 976	14 493	13 483	
	C	105	10 092	5 050	5 042	827	487	105	10 092	5 050	5 042	
TR833 Çorum	A	148	34 718	17 147	17 571	2 200	885	145	32 478	16 507	15 971	
	B	79	28 696	14 137	14 559	1 765	805	77	26 690	13 620	13 070	
	C	69	6 022	3 010	3 012	435	80	68	5 788	2 887	2 901	
TR834 Amasya	A	94	20 317	10 210	10 107	1 490	901	90	18 645	9 504	9 141	
	B	66	16 648	8 358	8 290	1 231	698	62	14 976	7 652	7 324	
	C	28	3 669	1 852	1 817	259	203	28	3 669	1 852	1 817	
TR901 Trabzon	A	236	46 687	23 422	23 265	3 601	1 549	229	44 195	22 512	21 683	
	B	93	32 884	16 418	16 466	2 185	1 019	89	30 845	15 762	15 083	
	C	143	13 803	7 004	6 799	1 416	530	140	13 350	6 750	6 600	
TR902 Ordu	A	213	46 162	23 217	22 945	2 940	1 599	208	44 106	22 451	21 655	
	B	105	33 499	16 752	16 747	2 032	925	101	31 507	16 020	15 487	
	C	108	12 663	6 465	6 198	908	674	107	12 599	6 431	6 168	
TR903 Giresun	A	130	24 660	12 542	12 118	1 635	792	128	23 333	12 018	11 315	
	B	69	19 136	9 739	9 397	1 140	683	68	17 884	9 257	8 627	
	C	61	5 524	2 803	2 721	495	109	60	5 449	2 761	2 688	
TR904 Rize	A	100	20 775	10 282	10 493	1 411	617	96	18 844	9 665	9 179	
	B	55	17 119	8 382	8 737	1 037	449	52	15 250	7 803	7 447	
	C	45	3 656	1 900	1 756	374	168	44	3 594	1 862	1 732	
TR905 Artvin	A	65	9 443	4 730	4 713	754	298	64	8 914	4 580	4 334	
	B	32	6 980	3 473	3 507	439	206	31	6 451	3 323	3 128	
	C	33	2 463	1 257	1 206	315	92	33	2 463	1 257	1 206	
TR906 Gümüşhane	A	49	7 209	3 708	3 501	616	442	48	6 834	3 544	3 290	
	B	25	5 637	2 899	2 738	431	317	24	5 262	2 735	2 527	
	C	24	1 572	809	763	185	125	24	1 572	809	763	
TRA11 Erzurum	A	313	66 907	33 071	33 836	4 074	2 049	308	63 428	31 676	31 752	
	B	147	50 936	25 224	25 712	2 953	1 374	142	47 457	23 829	23 628	
	C	166	15 971	7 847	8 124	1 121	675	166	15 971	7 847	8 124	
TRA12 Erzincan	A	74	13 862	6 851	7 011	1 003	635	72	12 775	6 463	6 312	
	B	40	10 195	5 002	5 193	690	437	38	9 108	4 614	4 494	
	C	34	3 667	1 849	1 818	313	198	34	3 667	1 849	1 818	
TRA13 Bayburt	A	33	5 188	2 644	2 544	411	412	33	4 855	2 538	2 317	
	B	18	3 788	1 916	1 872	276	256	18	3 455	1 810	1 645	
	C	15	1 400	728	672	135	156	15	1 400	728	672	
TRA21 Ağrı	A	205	69 481	34 805	34 676	2 264	924	203	67 292	33 606	33 686	
	B	85	45 360	23 172	22 188	1 520	705	83	43 171	21 973	21 198	
	C	120	24 121	11 633	12 488	744	219	120	24 121	11 633	12 488	
TRA22 Kars	A	160	26 210	13 353	12 857	1 581	973	157	25 288	12 892	12 396	
	B	56	13 626	6 946	6 680	781	456	53	12 704	6 485	6 219	
	C	104	12 584	6 407	6 177	800	517	104	12 584	6 407	6 177	
TRA23 Iğdır	A	74	18 743	9 622	9 121	1 024	433	72	18 017	9 249	8 768	
	B	31	11 268	5 764	5 504	587	244	29	10 542	5 391	5 151	
	C	43	7 475	3 858	3 617	437	189	43	7 475	3 858	3 617	
TRA24 Ardahan	A	58	7 511	3 870	3 641	515	353	57	7 354	3 810	3 544	
	B	21	4 102	2 096	2 006	268	199	20	3 945	2 036	1 909	
	C	37	3 409	1 774	1 635	247	154	37	3 409	1 774	1 635	

(1) Toplam öğretmen, kadrolu öğretmenleri kapsar.

2.5.b Number of schools, students, teachers and classrooms in public and private lower secondary schools by settlement place according to Statistical Regions Level 3  
(continued)

[Beginning of the educational year 2013/'14]

A. Total B. City C. Village

Public		Özel - Private						Açık Öğretim Ortaokulu Open Lower Secondary School			SR Level 3	
Öğretmen <sup>(1)</sup> Teacher <sup>(1)</sup>	Derslik Classroom	Okul School	Öğrenci - Student			Öğretmen <sup>(1)</sup> Teacher <sup>(1)</sup>	Derslik Classroom	Öğrenci - Student				
			Toplam Total	Erkek Males	Kadın Females			Toplam Total	Erkek Males	Kadın Females		
<b>2 611</b>	<b>1 422</b>	<b>3</b>	<b>532</b>	<b>316</b>	<b>216</b>	<b>80</b>	<b>44</b>	<b>1 518</b>	<b>441</b>	<b>1 077</b>	<b>A</b>	Tokat TR832
1 784	935	3	532	316	216	80	44	1 518	441	1 077	B	
827	487	-	-	-	-	-	-	-	-	-	C	
<b>2 150</b>	<b>826</b>	<b>3</b>	<b>415</b>	<b>221</b>	<b>194</b>	<b>50</b>	<b>59</b>	<b>1 825</b>	<b>419</b>	<b>1 406</b>	<b>A</b>	Çorum TR833
1 741	774	2	181	98	83	24	31	1 825	419	1 406	B	
409	52	1	234	123	111	26	28	-	-	-	C	
<b>1 368</b>	<b>859</b>	<b>4</b>	<b>825</b>	<b>481</b>	<b>344</b>	<b>122</b>	<b>42</b>	<b>847</b>	<b>225</b>	<b>622</b>	<b>A</b>	Amasya TR834
1 109	656	4	825	481	344	122	42	847	225	622	B	
259	203	-	-	-	-	-	-	-	-	-	C	
<b>3 496</b>	<b>1 533</b>	<b>7</b>	<b>749</b>	<b>424</b>	<b>325</b>	<b>105</b>	<b>16</b>	<b>1 743</b>	<b>486</b>	<b>1 257</b>	<b>A</b>	Trabzon TR901
2 132	1 003	4	296	170	126	53	16	1 743	486	1 257	B	
1 364	530	3	453	254	199	52	-	-	-	-	C	
<b>2 858</b>	<b>1 573</b>	<b>5</b>	<b>676</b>	<b>371</b>	<b>305</b>	<b>82</b>	<b>26</b>	<b>1 380</b>	<b>395</b>	<b>985</b>	<b>A</b>	Ordu TR902
1 966	899	4	612	337	275	66	26	1 380	395	985	B	
892	674	1	64	34	30	16	-	-	-	-	C	
<b>1 599</b>	<b>773</b>	<b>2</b>	<b>400</b>	<b>225</b>	<b>175</b>	<b>36</b>	<b>19</b>	<b>927</b>	<b>299</b>	<b>628</b>	<b>A</b>	Giresun TR903
1 117	664	1	325	183	142	23	19	927	299	628	B	
482	109	1	75	42	33	13	-	-	-	-	C	
<b>1 316</b>	<b>587</b>	<b>4</b>	<b>575</b>	<b>324</b>	<b>251</b>	<b>95</b>	<b>30</b>	<b>1 356</b>	<b>293</b>	<b>1 063</b>	<b>A</b>	Rize TR904
957	437	3	513	286	227	80	12	1 356	293	1 063	B	
359	150	1	62	38	24	15	18	-	-	-	C	
<b>737</b>	<b>291</b>	<b>1</b>	<b>92</b>	<b>51</b>	<b>41</b>	<b>17</b>	<b>7</b>	<b>437</b>	<b>99</b>	<b>338</b>	<b>A</b>	Artvin TR905
422	199	1	92	51	41	17	7	437	99	338	B	
315	92	-	-	-	-	-	-	-	-	-	C	
<b>599</b>	<b>434</b>	<b>1</b>	<b>150</b>	<b>99</b>	<b>51</b>	<b>17</b>	<b>8</b>	<b>225</b>	<b>65</b>	<b>160</b>	<b>A</b>	Gümüşhane TR906
414	309	1	150	99	51	17	8	225	65	160	B	
185	125	-	-	-	-	-	-	-	-	-	C	
<b>3 927</b>	<b>1 988</b>	<b>5</b>	<b>1 264</b>	<b>721</b>	<b>543</b>	<b>147</b>	<b>61</b>	<b>2 215</b>	<b>674</b>	<b>1 541</b>	<b>A</b>	Erzurum TRA11
2 806	1 313	5	1 264	721	543	147	61	2 215	674	1 541	B	
1 121	675	-	-	-	-	-	-	-	-	-	C	
<b>961</b>	<b>611</b>	<b>2</b>	<b>392</b>	<b>230</b>	<b>162</b>	<b>42</b>	<b>24</b>	<b>695</b>	<b>158</b>	<b>537</b>	<b>A</b>	Erzincan TRA12
648	413	2	392	230	162	42	24	695	158	537	B	
313	198	-	-	-	-	-	-	-	-	-	C	
<b>411</b>	<b>412</b>	<b>-</b>	<b>-</b>	<b>-</b>	<b>-</b>	<b>-</b>	<b>-</b>	<b>333</b>	<b>106</b>	<b>227</b>	<b>A</b>	Bayburt TRA13
276	256	-	-	-	-	-	-	333	106	227	B	
135	156	-	-	-	-	-	-	-	-	-	C	
<b>2 232</b>	<b>912</b>	<b>2</b>	<b>338</b>	<b>202</b>	<b>136</b>	<b>32</b>	<b>12</b>	<b>1 851</b>	<b>997</b>	<b>854</b>	<b>A</b>	Ağrı TRA21
1 488	693	2	338	202	136	32	12	1 851	997	854	B	
744	219	-	-	-	-	-	-	-	-	-	C	
<b>1 512</b>	<b>934</b>	<b>3</b>	<b>382</b>	<b>214</b>	<b>168</b>	<b>69</b>	<b>39</b>	<b>540</b>	<b>247</b>	<b>293</b>	<b>A</b>	Kars TRA22
712	417	3	382	214	168	69	39	540	247	293	B	
800	517	-	-	-	-	-	-	-	-	-	C	
<b>979</b>	<b>402</b>	<b>2</b>	<b>280</b>	<b>171</b>	<b>109</b>	<b>45</b>	<b>31</b>	<b>446</b>	<b>202</b>	<b>244</b>	<b>A</b>	Iğdır TRA23
542	213	2	280	171	109	45	31	446	202	244	B	
437	189	-	-	-	-	-	-	-	-	-	C	
<b>510</b>	<b>353</b>	<b>1</b>	<b>-</b>	<b>-</b>	<b>-</b>	<b>5</b>	<b>-</b>	<b>157</b>	<b>60</b>	<b>97</b>	<b>A</b>	Ardahan TRA24
263	199	1	-	-	-	5	-	157	60	97	B	
247	154	-	-	-	-	-	-	-	-	-	C	

(1) Total of teachers includes permanent teaching staff.

2.5.b İstatistiki Bölge Birimleri Sınıflaması 3. düzey resmi - özel ayrımında, yerleşim yerine göre ortaokullarda, okul, öğrenci, öğretmen ve derslik sayısı  
(devam)

[2013/'14 Öğretim yılı başı ]

A. Toplam

B. Şehir

C. Köy

İBBS 3. Düzey	Okul School	Toplam - Total					Resmi				
		Öğrenci - Student			Öğretmen <sup>(1)</sup> Teacher <sup>(1)</sup>	Derslik Classroom	Öğrenci - Student				
		Toplam Total	Erkek Males	Kadın Females			Okul School	Toplam Total	Erkek Males	Kadın Females	
<b>TRB11 Malatya</b>	<b>A</b>	<b>226</b>	<b>55 972</b>	<b>28 473</b>	<b>27 499</b>	<b>3 701</b>	<b>1 487</b>	<b>217</b>	<b>52 042</b>	<b>26 848</b>	<b>25 194</b>
	B	120	42 174	21 489	20 685	2 754	1 124	113	38 615	20 076	18 539
	C	106	13 798	6 984	6 814	947	363	104	13 427	6 772	6 655
<b>TRB12 Elazığ</b>	<b>A</b>	<b>129</b>	<b>39 935</b>	<b>19 977</b>	<b>19 958</b>	<b>2 336</b>	<b>894</b>	<b>124</b>	<b>37 298</b>	<b>19 076</b>	<b>18 222</b>
	B	79	32 862	16 498	16 364	1 840	721	74	30 225	15 597	14 628
	C	50	7 073	3 479	3 594	496	173	50	7 073	3 479	3 594
<b>TRB13 Bingöl</b>	<b>A</b>	<b>89</b>	<b>22 645</b>	<b>11 193</b>	<b>11 452</b>	<b>1 098</b>	<b>480</b>	<b>88</b>	<b>21 183</b>	<b>10 528</b>	<b>10 655</b>
	B	47	15 210	7 498	7 712	711	313	46	13 748	6 833	6 915
	C	42	7 435	3 695	3 740	387	167	42	7 435	3 695	3 740
<b>TRB14 Tunceli</b>	<b>A</b>	<b>26</b>	<b>3 590</b>	<b>1 799</b>	<b>1 791</b>	<b>372</b>	<b>156</b>	<b>24</b>	<b>3 176</b>	<b>1 598</b>	<b>1 578</b>
	B	17	2 949	1 476	1 473	278	132	15	2 535	1 275	1 260
	C	9	641	323	318	94	24	9	641	323	318
<b>TRB21 Van</b>	<b>A</b>	<b>327</b>	<b>123 764</b>	<b>62 057</b>	<b>61 707</b>	<b>4 471</b>	<b>1 598</b>	<b>321</b>	<b>119 082</b>	<b>59 542</b>	<b>59 540</b>
	B	184	76 074	38 563	37 511	2 958	996	178	71 392	36 048	35 344
	C	143	47 690	23 494	24 196	1 513	602	143	47 690	23 494	24 196
<b>TRB22 Muş</b>	<b>A</b>	<b>191</b>	<b>50 665</b>	<b>25 225</b>	<b>25 440</b>	<b>2 081</b>	<b>842</b>	<b>190</b>	<b>49 263</b>	<b>24 397</b>	<b>24 866</b>
	B	73	23 944	11 098	12 846	1 048	328	73	22 687	10 361	12 326
	C	118	26 721	14 127	12 594	1 033	514	117	26 576	14 036	12 540
<b>TRB23 Bitlis</b>	<b>A</b>	<b>149</b>	<b>39 030</b>	<b>19 492</b>	<b>19 538</b>	<b>1 817</b>	<b>741</b>	<b>148</b>	<b>37 343</b>	<b>18 638</b>	<b>18 705</b>
	B	83	24 300	13 236	11 064	1 150	480	82	22 613	12 382	10 231
	C	66	14 730	6 256	8 474	667	261	66	14 730	6 256	8 474
<b>TRB24 Hakkari</b>	<b>A</b>	<b>81</b>	<b>26 937</b>	<b>13 163</b>	<b>13 774</b>	<b>1 115</b>	<b>362</b>	<b>79</b>	<b>25 971</b>	<b>12 778</b>	<b>13 193</b>
	B	45	15 615	7 719	7 896	703	201	43	14 649	7 334	7 315
	C	36	11 322	5 444	5 878	412	161	36	11 322	5 444	5 878
<b>TRC11 Gaziantep</b>	<b>A</b>	<b>310</b>	<b>168 638</b>	<b>85 404</b>	<b>83 234</b>	<b>6 709</b>	<b>3 241</b>	<b>297</b>	<b>157 836</b>	<b>80 840</b>	<b>76 996</b>
	B	227	154 683	78 263	76 420	6 116	2 918	214	143 881	73 699	70 182
	C	83	13 955	7 141	6 814	593	323	83	13 955	7 141	6 814
<b>TRC12 Adıyaman</b>	<b>A</b>	<b>221</b>	<b>52 593</b>	<b>26 730</b>	<b>25 863</b>	<b>2 995</b>	<b>1 296</b>	<b>218</b>	<b>50 480</b>	<b>25 787</b>	<b>24 693</b>
	B	102	34 948	17 810	17 138	1 971	864	99	32 835	16 867	15 968
	C	119	17 645	8 920	8 725	1 024	432	119	17 645	8 920	8 725
<b>TRC13 Kilis</b>	<b>A</b>	<b>38</b>	<b>10 622</b>	<b>5 191</b>	<b>5 431</b>	<b>557</b>	<b>538</b>	<b>36</b>	<b>9 983</b>	<b>4 915</b>	<b>5 068</b>
	B	27	8 501	4 208	4 293	450	407	25	7 862	3 932	3 930
	C	11	2 121	983	1 138	107	131	11	2 121	983	1 138
<b>TRC21 Şanlıurfa</b>	<b>A</b>	<b>491</b>	<b>208 375</b>	<b>104 884</b>	<b>103 491</b>	<b>6 211</b>	<b>1 463</b>	<b>481</b>	<b>198 320</b>	<b>99 863</b>	<b>98 457</b>
	B	167	120 315	61 288	59 027	3 623	1 094	158	110 367	56 333	54 034
	C	324	88 060	43 596	44 464	2 588	369	323	87 953	43 530	44 423
<b>TRC22 Diyarbakır</b>	<b>A</b>	<b>354</b>	<b>169 704</b>	<b>84 597</b>	<b>85 107</b>	<b>6 592</b>	<b>2 189</b>	<b>342</b>	<b>160 265</b>	<b>80 055</b>	<b>80 210</b>
	B	174	121 807	61 470	60 337	4 733	1 707	163	112 649	57 063	55 586
	C	180	47 897	23 127	24 770	1 859	482	179	47 616	22 992	24 624
<b>TRC31 Mardin</b>	<b>A</b>	<b>240</b>	<b>83 140</b>	<b>41 339</b>	<b>41 801</b>	<b>3 520</b>	<b>1 074</b>	<b>237</b>	<b>79 739</b>	<b>39 628</b>	<b>40 111</b>
	B	110	53 816	27 083	26 733	2 189	733	107	50 415	25 372	25 043
	C	130	29 324	14 256	15 068	1 331	341	130	29 324	14 256	15 068
<b>TRC32 Batman</b>	<b>A</b>	<b>174</b>	<b>62 552</b>	<b>31 460</b>	<b>31 092</b>	<b>2 502</b>	<b>667</b>	<b>168</b>	<b>58 949</b>	<b>29 670</b>	<b>29 279</b>
	B	78	48 847	24 389	24 458	1 850	505	72	45 244	22 599	22 645
	C	96	13 705	7 071	6 634	652	162	96	13 705	7 071	6 634
<b>TRC33 Şırnak</b>	<b>A</b>	<b>230</b>	<b>55 592</b>	<b>28 085</b>	<b>27 507</b>	<b>2 339</b>	<b>2 159</b>	<b>228</b>	<b>53 512</b>	<b>26 859</b>	<b>26 653</b>
	B	69	34 221	17 439	16 782	1 270	966	67	32 141	16 213	15 928
	C	161	21 371	10 646	10 725	1 069	1 193	161	21 371	10 646	10 725
<b>TRC34 Siirt</b>	<b>A</b>	<b>129</b>	<b>36 047</b>	<b>18 449</b>	<b>17 598</b>	<b>1 456</b>	<b>555</b>	<b>128</b>	<b>34 464</b>	<b>17 497</b>	<b>16 967</b>
	B	57	23 024	11 958	11 066	912	417	56	21 441	11 006	10 435
	C	72	13 023	6 491	6 532	544	138	72	13 023	6 491	6 532

(1) Toplam öğretmen, kadrolu öğretmenleri kapsar.



2.5.b Number of schools, students, teachers and classrooms in public and private lower secondary schools by settlement place according to Statistical Regions Level 3  
(continued)

[Beginning of the educational year 2013/'14]

A. Total B. City C. Village

Public		Özel - Private						Açık Öğretim Ortaokulu Open Lower Secondary School			SR Level 3	
Öğretmen <sup>(1)</sup> Teacher <sup>(1)</sup>	Derslik Classroom	Okul School	Öğrenci - Student			Öğretmen <sup>(1)</sup> Teacher <sup>(1)</sup>	Derslik Classroom	Öğrenci - Student				
			Toplam Total	Erkek Males	Kadın Females			Toplam Total	Erkek Males	Kadın Females		
<b>3 457</b>	<b>1 356</b>	<b>9</b>	<b>1 481</b>	<b>813</b>	<b>668</b>	<b>244</b>	<b>131</b>	<b>2 449</b>	<b>812</b>	<b>1 637</b>	<b>A</b>	Malatya TRB11
2 563	1 030	7	1 110	601	509	191	94	2 449	812	1 637	B	
894	326	2	371	212	159	53	37	-	-	-	C	
<b>2 255</b>	<b>879</b>	<b>5</b>	<b>745</b>	<b>417</b>	<b>328</b>	<b>81</b>	<b>15</b>	<b>1 892</b>	<b>484</b>	<b>1 408</b>	<b>A</b>	Elazığ TRB12
1 759	706	5	745	417	328	81	15	1 892	484	1 408	B	
496	173	-	-	-	-	-	-	-	-	-	C	
<b>1 091</b>	<b>480</b>	<b>1</b>	<b>199</b>	<b>119</b>	<b>80</b>	<b>7</b>	<b>-</b>	<b>1 263</b>	<b>546</b>	<b>717</b>	<b>A</b>	Bingöl TRB13
704	313	1	199	119	80	7	-	1 263	546	717	B	
387	167	-	-	-	-	-	-	-	-	-	C	
<b>324</b>	<b>146</b>	<b>2</b>	<b>240</b>	<b>134</b>	<b>106</b>	<b>48</b>	<b>10</b>	<b>174</b>	<b>67</b>	<b>107</b>	<b>A</b>	Tunceli TRB14
230	122	2	240	134	106	48	10	174	67	107	B	
94	24	-	-	-	-	-	-	-	-	-	C	
<b>4 359</b>	<b>1 452</b>	<b>6</b>	<b>1 276</b>	<b>721</b>	<b>555</b>	<b>112</b>	<b>146</b>	<b>3 406</b>	<b>1 794</b>	<b>1 612</b>	<b>A</b>	Van TRB21
2 846	850	6	1 276	721	555	112	146	3 406	1 794	1 612	B	
1 513	602	-	-	-	-	-	-	-	-	-	C	
<b>2 065</b>	<b>823</b>	<b>1</b>	<b>145</b>	<b>91</b>	<b>54</b>	<b>16</b>	<b>19</b>	<b>1 257</b>	<b>737</b>	<b>520</b>	<b>A</b>	Muş TRB22
1 048	328	-	-	-	-	-	-	1 257	737	520	B	
1 017	495	1	145	91	54	16	19	-	-	-	C	
<b>1 800</b>	<b>724</b>	<b>1</b>	<b>127</b>	<b>62</b>	<b>65</b>	<b>17</b>	<b>17</b>	<b>1 560</b>	<b>792</b>	<b>768</b>	<b>A</b>	Bitlis TRB23
1 133	463	1	127	62	65	17	17	1 560	792	768	B	
667	261	-	-	-	-	-	-	-	-	-	C	
<b>1 085</b>	<b>344</b>	<b>2</b>	<b>168</b>	<b>106</b>	<b>62</b>	<b>30</b>	<b>18</b>	<b>798</b>	<b>279</b>	<b>519</b>	<b>A</b>	Hakkari TRB24
673	183	2	168	106	62	30	18	798	279	519	B	
412	161	-	-	-	-	-	-	-	-	-	C	
<b>6 370</b>	<b>3 008</b>	<b>13</b>	<b>3 617</b>	<b>1 955</b>	<b>1 662</b>	<b>339</b>	<b>233</b>	<b>7 185</b>	<b>2 609</b>	<b>4 576</b>	<b>A</b>	Gaziantep TRC11
5 777	2 685	13	3 617	1 955	1 662	339	233	7 185	2 609	4 576	B	
593	323	-	-	-	-	-	-	-	-	-	C	
<b>2 943</b>	<b>1 268</b>	<b>3</b>	<b>527</b>	<b>306</b>	<b>221</b>	<b>52</b>	<b>28</b>	<b>1 586</b>	<b>637</b>	<b>949</b>	<b>A</b>	Adıyaman TRC12
1 919	836	3	527	306	221	52	28	1 586	637	949	B	
1 024	432	-	-	-	-	-	-	-	-	-	C	
<b>525</b>	<b>492</b>	<b>2</b>	<b>359</b>	<b>175</b>	<b>184</b>	<b>32</b>	<b>46</b>	<b>280</b>	<b>101</b>	<b>179</b>	<b>A</b>	Kilis TRC13
418	361	2	359	175	184	32	46	280	101	179	B	
107	131	-	-	-	-	-	-	-	-	-	C	
<b>6 016</b>	<b>1 381</b>	<b>10</b>	<b>1 457</b>	<b>867</b>	<b>590</b>	<b>195</b>	<b>82</b>	<b>8 598</b>	<b>4 154</b>	<b>4 444</b>	<b>A</b>	Şanlıurfa TRC21
3 439	1 018	9	1 350	801	549	184	76	8 598	4 154	4 444	B	
2 577	363	1	107	66	41	11	6	-	-	-	C	
<b>6 333</b>	<b>2 014</b>	<b>12</b>	<b>2 855</b>	<b>1 633</b>	<b>1 222</b>	<b>259</b>	<b>175</b>	<b>6 584</b>	<b>2 909</b>	<b>3 675</b>	<b>A</b>	Diyarbakır TRC22
4 498	1 545	11	2 574	1 498	1 076	235	162	6 584	2 909	3 675	B	
1 835	469	1	281	135	146	24	13	-	-	-	C	
<b>3 497</b>	<b>1 035</b>	<b>3</b>	<b>423</b>	<b>242</b>	<b>181</b>	<b>23</b>	<b>39</b>	<b>2 978</b>	<b>1 469</b>	<b>1 509</b>	<b>A</b>	Mardin TRC31
2 166	694	3	423	242	181	23	39	2 978	1 469	1 509	B	
1 331	341	-	-	-	-	-	-	-	-	-	C	
<b>2 428</b>	<b>667</b>	<b>6</b>	<b>820</b>	<b>501</b>	<b>319</b>	<b>74</b>	<b>-</b>	<b>2 783</b>	<b>1 289</b>	<b>1 494</b>	<b>A</b>	Batman TRC32
1 776	505	6	820	501	319	74	-	2 783	1 289	1 494	B	
652	162	-	-	-	-	-	-	-	-	-	C	
<b>2 311</b>	<b>2 139</b>	<b>2</b>	<b>323</b>	<b>215</b>	<b>108</b>	<b>28</b>	<b>20</b>	<b>1 757</b>	<b>1 011</b>	<b>746</b>	<b>A</b>	Şırnak TRC33
1 242	946	2	323	215	108	28	20	1 757	1 011	746	B	
1 069	1 193	-	-	-	-	-	-	-	-	-	C	
<b>1 439</b>	<b>555</b>	<b>1</b>	<b>166</b>	<b>113</b>	<b>53</b>	<b>17</b>	<b>-</b>	<b>1 417</b>	<b>839</b>	<b>578</b>	<b>A</b>	Siirt TRC34
895	417	1	166	113	53	17	-	1 417	839	578	B	
544	138	-	-	-	-	-	-	-	-	-	C	

(1) Total of teachers includes permanent teaching staff.

2.6.a İstatistiki Bölge Birimleri Sınıflaması 3. düzey, yerleşim yeri, sınıflara göre ilkokullarda, okul, şube ve öğrenci sayısı  
[2013/'14 Öğretim yılı başı]

A. Toplam	B. Şehir	C. Köy	Toplam - Total			Özel Eğitim <sup>(1)</sup>			1. Sınıf <sup>(1)</sup> - Grade 1 <sup>(1)</sup>			
			Öğrenci - Student			Special Education <sup>(1)</sup>						
			Okul School	Şube Division	Toplam Total	Erkek Males	Kadın Females	Şube Division	Erkek Males	Kadın Females	Şube Division	Erkek Males
İBBS 3. Düzey	A	28 532	251 801	5 574 916	2 850 072	2 724 844	7 694	9 289	5 775	61 092	706 479	678 575
	B	10 382	166 750	4 347 729	2 227 318	2 120 411	7 091	8 797	5 420	40 291	552 218	527 699
	C	18 150	85 051	1 227 187	622 754	604 433	603	492	355	20 801	154 261	150 876
TR100 İstanbul	A	1 625	32 821	953 786	488 813	464 973	2 351	2 951	1 821	7 790	121 168	116 889
	B	1 567	32 281	941 908	482 635	459 273	2 331	2 930	1 792	7 663	119 684	115 523
	C	58	540	11 878	6 178	5 700	20	21	29	127	1 484	1 366
TR211 Tekirdağ	A	165	2 202	53 800	27 617	26 183	87	95	65	526	6 674	6 313
	B	98	1 584	39 460	20 220	19 240	71	78	50	372	4 834	4 633
	C	67	618	14 340	7 397	6 943	16	17	15	154	1 840	1 680
TR212 Edirne	A	132	963	18 582	9 438	9 144	3	-	2	236	2 226	2 186
	B	68	690	15 098	7 714	7 384	3	-	2	173	1 883	1 806
	C	64	273	3 484	1 724	1 760	-	-	-	63	343	380
TR213 Kırklareli	A	101	804	15 854	8 157	7 697	11	14	8	195	1 908	1 787
	B	50	567	12 850	6 591	6 259	11	14	8	137	1 581	1 469
	C	51	237	3 004	1 566	1 438	-	-	-	58	327	318
TR221 Balıkesir	A	428	3 429	59 492	30 510	28 982	164	148	98	796	7 011	6 610
	B	128	1 948	41 335	21 161	20 174	122	118	84	454	4 894	4 668
	C	300	1 481	18 157	9 349	8 808	42	30	14	342	2 117	1 942
TR222 Çanakkale	A	160	1 242	23 097	11 843	11 254	58	50	39	291	2 822	2 682
	B	55	713	15 699	8 049	7 650	39	34	27	167	1 907	1 827
	C	105	529	7 398	3 794	3 604	19	16	12	124	915	855
TR310 İzmir	A	811	10 390	224 719	115 212	109 507	470	540	280	2 512	28 405	26 719
	B	489	8 818	204 072	104 749	99 323	437	502	258	2 134	25 938	24 405
	C	322	1 572	20 647	10 463	10 184	33	38	22	378	2 467	2 314
TR321 Aydın	A	375	3 187	58 797	30 263	28 534	58	68	44	767	7 388	6 948
	B	120	1 774	38 521	19 878	18 643	56	66	43	430	4 794	4 538
	C	255	1 413	20 276	10 385	9 891	2	2	1	337	2 594	2 410
TR322 Denizli	A	321	3 062	59 857	30 717	29 140	46	51	37	764	7 137	6 855
	B	119	2 013	45 897	23 617	22 280	39	47	33	515	5 476	5 208
	C	202	1 049	13 960	7 100	6 860	7	4	4	249	1 661	1 647
TR323 Muğla	A	357	2 741	49 231	25 268	23 963	93	84	54	647	6 038	5 690
	B	74	1 028	22 664	11 517	11 147	49	54	31	240	2 769	2 677
	C	283	1 713	26 567	13 751	12 816	44	30	23	407	3 269	3 013
TR331 Manisa	A	565	4 433	83 502	43 079	40 423	136	142	93	1 053	10 266	9 617
	B	170	2 596	60 675	31 330	29 345	125	131	85	607	7 467	7 068
	C	395	1 837	22 827	11 749	11 078	11	11	8	446	2 799	2 549
TR332 Afyonkarahisar	A	380	2 499	49 176	25 079	24 097	8	8	10	607	6 335	6 061
	B	121	1 210	28 161	14 452	13 709	8	8	10	294	3 573	3 349
	C	259	1 289	21 015	10 627	10 388	-	-	-	313	2 762	2 712
TR333 Kütahya	A	255	1 794	30 893	15 858	15 035	33	26	25	431	3 627	3 431
	B	95	1 089	22 859	11 710	11 149	30	25	23	261	2 681	2 506
	C	160	705	8 034	4 148	3 886	3	1	2	170	946	925
TR334 Uşak	A	158	1 131	20 120	10 403	9 717	26	26	4	265	2 419	2 278
	B	56	674	15 173	7 891	7 282	20	21	3	158	1 847	1 731
	C	102	457	4 947	2 512	2 435	6	5	1	107	572	547
TR411 Bursa	A	579	7 273	175 623	90 171	85 452	307	406	259	1 771	21 757	21 176
	B	366	6 334	162 811	83 605	79 206	297	399	254	1 540	20 260	19 717
	C	213	939	12 812	6 566	6 246	10	7	5	231	1 497	1 459
TR412 Eskişehir	A	167	1 986	41 099	20 918	20 181	56	77	48	509	4 980	4 785
	B	118	1 774	38 833	19 764	19 069	56	77	48	457	4 716	4 526
	C	49	212	2 266	1 154	1 112	-	-	-	52	264	259
TR413 Bilecik	A	63	540	11 262	5 809	5 453	16	19	5	125	1 255	1 212
	B	40	439	9 910	5 124	4 786	16	19	5	100	1 104	1 062
	C	23	101	1 352	685	667	-	-	-	25	151	150
TR421 Kocaeli	A	319	4 468	114 648	58 774	55 874	106	176	110	1 102	14 372	13 636
	B	254	4 044	106 336	54 510	51 826	102	165	107	994	13 303	12 683
	C	65	424	8 312	4 264	4 048	4	11	3	108	1 069	953
TR422 Sakarya	A	341	2 793	60 234	30 798	29 436	52	50	30	683	7 449	7 204
	B	161	1 972	48 557	24 848	23 709	35	34	23	486	6 016	5 878
	C	180	821	11 677	5 950	5 727	17	16	7	197	1 433	1 326
TR423 Düzce	A	168	1 276	22 625	11 499	11 126	45	53	35	298	2 765	2 573
	B	55	726	15 269	7 748	7 521	39	46	34	164	1 886	1 780
	C	113	550	7 356	3 751	3 605	6	7	1	134	879	793

Not. Özel eğitime muhtaç öğrenciler için açılmış müstakil sınıflar yok ise; bu öğrenciler normal öğrenciler içinde gösterilmiştir.

(1) Yeni kayıt olan öğrencileri de kapsar.

2.6.a Number of schools, divisions and students in primary schools by grade and settlement place according to Statistical Regions Level 3

[Beginning of the educational year 2013/14]

A. Total			B. Village			C. City					
2. Sınıf - Grade 2			3. Sınıf - Grade 3			4. Sınıf - Grade 4			SR- Level 3		
Şube Division	Erkek Males	Kadın Females	Şube Division	Erkek Males	Kadın Females	Şube Division	Erkek Males	Kadın Females	A	B	C
<b>72 447</b>	<b>875 399</b>	<b>842 073</b>	<b>55 793</b>	<b>636 060</b>	<b>605 367</b>	<b>54 775</b>	<b>622 845</b>	<b>593 054</b>	<b>A</b>	Turkey TR	
<b>49 058</b>	<b>682 850</b>	<b>655 141</b>	<b>35 577</b>	<b>498 194</b>	<b>472 592</b>	<b>34 733</b>	<b>485 259</b>	<b>459 559</b>	<b>B</b>		
<b>23 389</b>	<b>192 549</b>	<b>186 932</b>	<b>20 216</b>	<b>137 866</b>	<b>132 775</b>	<b>20 042</b>	<b>137 586</b>	<b>133 495</b>	<b>C</b>		
<b>9 289</b>	<b>148 145</b>	<b>142 054</b>	<b>6 777</b>	<b>109 406</b>	<b>103 329</b>	<b>6 614</b>	<b>107 143</b>	<b>100 880</b>	<b>A</b>	İstanbul TR100	
9 142	146 289	140 289	6 652	108 019	102 041	6 493	105 713	99 628	B		
147	1 856	1 765	125	1 387	1 288	121	1 430	1 252	C		
<b>636</b>	<b>8 462</b>	<b>8 099</b>	<b>479</b>	<b>6 270</b>	<b>5 909</b>	<b>474</b>	<b>6 116</b>	<b>5 797</b>	<b>A</b>	Tekirdağ TR211	
459	6 227	5 914	343	4 562	4 380	339	4 519	4 263	B		
177	2 235	2 185	136	1 708	1 529	135	1 597	1 534	C		
<b>282</b>	<b>2 800</b>	<b>2 841</b>	<b>224</b>	<b>2 189</b>	<b>2 020</b>	<b>218</b>	<b>2 223</b>	<b>2 095</b>	<b>A</b>	Edirne TR212	
208	2 272	2 270	154	1 771	1 661	152	1 788	1 645	B		
74	528	571	70	418	359	66	435	450	C		
<b>233</b>	<b>2 449</b>	<b>2 385</b>	<b>183</b>	<b>1 923</b>	<b>1 782</b>	<b>182</b>	<b>1 863</b>	<b>1 735</b>	<b>A</b>	Kırklareli TR213	
169	1 971	1 947	125	1 527	1 445	125	1 498	1 390	B		
64	478	438	58	396	337	57	365	345	C		
<b>994</b>	<b>9 547</b>	<b>9 046</b>	<b>743</b>	<b>6 899</b>	<b>6 658</b>	<b>732</b>	<b>6 905</b>	<b>6 570</b>	<b>A</b>	Balıkesir TR221	
580	6 581	6 170	398	4 804	4 671	394	4 764	4 581	B		
414	2 966	2 876	345	2 095	1 987	338	2 141	1 989	C		
<b>344</b>	<b>3 541</b>	<b>3 423</b>	<b>275</b>	<b>2 715</b>	<b>2 517</b>	<b>274</b>	<b>2 715</b>	<b>2 593</b>	<b>A</b>	Çanakkale TR222	
199	2 399	2 283	156	1 847	1 727	152	1 862	1 786	B		
145	1 142	1 140	119	868	790	122	853	807	C		
<b>3 024</b>	<b>34 941</b>	<b>33 685</b>	<b>2 225</b>	<b>26 068</b>	<b>24 778</b>	<b>2 159</b>	<b>25 258</b>	<b>24 045</b>	<b>A</b>	İzmir TR310	
2 596	31 709	30 498	1 856	23 690	22 484	1 795	22 910	21 678	B		
428	3 232	3 187	369	2 378	2 294	364	2 348	2 367	C		
<b>958</b>	<b>9 389</b>	<b>8 844</b>	<b>703</b>	<b>6 731</b>	<b>6 446</b>	<b>701</b>	<b>6 687</b>	<b>6 252</b>	<b>A</b>	Aydın TR321	
542	6 094	5 699	378	4 488	4 264	368	4 436	4 099	B		
416	3 295	3 145	325	2 243	2 182	333	2 251	2 153	C		
<b>915</b>	<b>9 731</b>	<b>9 253</b>	<b>681</b>	<b>6 969</b>	<b>6 623</b>	<b>656</b>	<b>6 829</b>	<b>6 372</b>	<b>A</b>	Denizli TR322	
612	7 543	7 186	435	5 387	5 016	412	5 164	4 837	B		
303	2 188	2 067	246	1 582	1 607	244	1 665	1 535	C		
<b>827</b>	<b>7 981</b>	<b>7 684</b>	<b>599</b>	<b>5 631</b>	<b>5 310</b>	<b>575</b>	<b>5 534</b>	<b>5 225</b>	<b>A</b>	Muğla TR323	
325	3 586	3 511	211	2 568	2 494	203	2 540	2 434	B		
502	4 395	4 173	388	3 063	2 816	372	2 994	2 791	C		
<b>1 306</b>	<b>13 210</b>	<b>12 743</b>	<b>976</b>	<b>9 934</b>	<b>9 064</b>	<b>962</b>	<b>9 527</b>	<b>8 906</b>	<b>A</b>	Manisa TR331	
801	9 628	9 260	536	7 218	6 597	527	6 886	6 335	B		
505	3 582	3 483	440	2 716	2 467	435	2 641	2 571	C		
<b>741</b>	<b>7 618</b>	<b>7 489</b>	<b>577</b>	<b>5 663</b>	<b>5 296</b>	<b>566</b>	<b>5 455</b>	<b>5 241</b>	<b>A</b>	Afyonkarahisar TR332	
374	4 414	4 227	271	3 292	3 074	263	3 165	3 049	B		
367	3 204	3 262	306	2 371	2 222	303	2 290	2 192	C		
<b>514</b>	<b>4 867</b>	<b>4 632</b>	<b>405</b>	<b>3 638</b>	<b>3 432</b>	<b>411</b>	<b>3 700</b>	<b>3 515</b>	<b>A</b>	Kütahya TR333	
321	3 599	3 389	236	2 687	2 583	241	2 718	2 648	B		
193	1 268	1 243	169	951	849	170	982	867	C		
<b>331</b>	<b>3 110</b>	<b>2 952</b>	<b>261</b>	<b>2 437</b>	<b>2 243</b>	<b>248</b>	<b>2 411</b>	<b>2 240</b>	<b>A</b>	Uşak TR334	
204	2 363	2 210	149	1 818	1 673	143	1 842	1 665	B		
127	747	742	112	619	570	105	569	575	C		
<b>2 103</b>	<b>27 387</b>	<b>25 866</b>	<b>1 573</b>	<b>20 555</b>	<b>19 209</b>	<b>1 519</b>	<b>20 066</b>	<b>18 942</b>	<b>A</b>	Bursa TR411	
1 852	25 328	23 909	1 345	19 102	17 816	1 300	18 516	17 510	B		
251	2 059	1 957	228	1 453	1 393	219	1 550	1 432	C		
<b>573</b>	<b>6 279</b>	<b>6 193</b>	<b>427</b>	<b>4 805</b>	<b>4 641</b>	<b>421</b>	<b>4 777</b>	<b>4 514</b>	<b>A</b>	Eskişehir TR412	
519	5 923	5 848	372	4 533	4 376	370	4 515	4 271	B		
54	356	345	55	272	265	51	262	243	C		
<b>158</b>	<b>1 808</b>	<b>1 733</b>	<b>118</b>	<b>1 329</b>	<b>1 244</b>	<b>123</b>	<b>1 398</b>	<b>1 259</b>	<b>A</b>	Bilecik TR413	
130	1 574	1 520	95	1 197	1 097	98	1 230	1 102	B		
28	234	213	23	132	147	25	168	157	C		
<b>1 351</b>	<b>18 149</b>	<b>17 313</b>	<b>961</b>	<b>13 327</b>	<b>12 642</b>	<b>948</b>	<b>12 750</b>	<b>12 173</b>	<b>A</b>	Kocaeli TR421	
1 228	16 851	16 042	867	12 358	11 734	853	11 833	11 260	B		
123	1 298	1 271	94	969	908	95	917	913	C		
<b>815</b>	<b>9 531</b>	<b>9 141</b>	<b>624</b>	<b>6 899</b>	<b>6 438</b>	<b>619</b>	<b>6 869</b>	<b>6 623</b>	<b>A</b>	Sakarya TR422	
588	7 646	7 351	432	5 585	5 149	431	5 567	5 308	B		
227	1 885	1 790	192	1 314	1 289	188	1 302	1 315	C		
<b>372</b>	<b>3 683</b>	<b>3 543</b>	<b>286</b>	<b>2 518</b>	<b>2 527</b>	<b>275</b>	<b>2 480</b>	<b>2 448</b>	<b>A</b>	Düzce TR423	
216	2 448	2 336	157	1 692	1 728	150	1 676	1 643	B		
156	1 235	1 207	129	826	799	125	804	805	C		

Note. In cases where separate classes for students in need of special education is not available, figures for the said students are included in regular enrollment.

(1) Includes also new entrant students.

2.6.a İstatistikî Bölge Birimleri Sınıflaması 3. düzey, yerleşim yeri, sınıflara göre ilkokullarda, okul, şube ve öğrenci sayısı  
[2013/14 Öğretim yılı başı]

İBBS 3. Düzey	A. Toplam		B. Şehir			C. Köy			D. Toplam - Total			E. Özel Eğitim <sup>(1)</sup>			F. 1. Sınıf <sup>(1)</sup> - Grade 1 <sup>(1)</sup>		
	Okul School	Şube Division	Öğrenci - Student			Özel Eğitim <sup>(1)</sup>			1. Sınıf <sup>(1)</sup> - Grade 1 <sup>(1)</sup>								
			Toplam Total	Erkek Males	Kadın Females	Şube Division	Erkek Males	Kadın Females	Şube Division	Erkek Males	Kadın Females						
TR424 Bolu	A	78	760	15 050	7 796	7 254	57	46	40	173	1 858	1 702					
	B	49	598	12 673	6 523	6 150	49	40	34	137	1 544	1 447					
	C	29	162	2 377	1 273	1 104	8	6	6	36	314	255					
TR425 Yalova	A	59	611	12 442	6 394	6 048	25	24	23	144	1 628	1 472					
	B	32	458	9 760	5 055	4 705	22	21	22	108	1 265	1 147					
	C	27	153	2 682	1 339	1 343	3	3	1	36	363	325					
TR510 Ankara	A	821	13 010	314 595	161 509	153 086	542	508	292	3 165	40 274	38 079					
	B	678	12 398	306 923	157 561	149 362	542	508	292	3 017	39 366	37 243					
	C	143	612	7 672	3 948	3 724	-	-	-	148	908	836					
TR521 Konya	A	814	7 343	159 287	81 408	77 879	275	407	254	1 771	20 096	19 055					
	B	321	5 047	126 497	64 845	61 652	244	380	243	1 227	15 768	14 861					
	C	493	2 296	32 790	16 563	16 227	31	27	11	544	4 328	4 194					
TR522 Karaman	A	128	914	16 308	8 319	7 989	30	37	24	220	1 861	1 832					
	B	42	544	12 049	6 162	5 887	27	37	21	129	1 400	1 354					
	C	86	370	4 259	2 157	2 102	3	-	3	91	461	478					
TR611 Antalya	A	633	6 325	143 937	74 002	69 935	453	448	323	1 454	17 599	16 623					
	B	297	4 254	107 581	55 368	52 213	374	395	273	963	13 179	12 455					
	C	336	2 071	36 356	18 634	17 722	79	53	50	491	4 420	4 168					
TR612 Isparta	A	187	1 286	24 905	12 877	12 028	18	17	16	304	3 443	3 247					
	B	73	791	18 341	9 501	8 840	15	15	14	185	2 309	2 168					
	C	114	495	6 564	3 376	3 188	3	2	2	119	1 134	1 079					
TR613 Burdur	A	123	845	13 952	7 165	6 787	27	46	20	198	1 683	1 607					
	B	44	503	10 042	5 224	4 818	25	44	20	117	1 216	1 147					
	C	79	342	3 910	1 941	1 969	2	2	-	81	467	460					
TR621 Adana	A	601	7 117	168 352	86 361	81 991	104	142	114	1 765	20 845	19 614					
	B	278	5 741	152 047	78 081	73 966	104	142	114	1 429	18 971	17 813					
	C	323	1 376	16 305	8 280	8 025	-	-	-	336	1 874	1 801					
TR622 Mersin	A	478	5 697	123 580	63 379	60 201	188	244	147	1 322	14 855	14 083					
	B	234	4 257	101 237	51 910	49 327	153	219	130	986	12 271	11 635					
	C	244	1 440	22 343	11 469	10 874	35	25	17	336	2 584	2 448					
TR631 Hatay	A	582	5 452	130 800	66 640	64 160	119	131	84	1 337	16 595	15 904					
	B	160	2 667	70 738	36 169	34 569	83	106	61	668	9 170	8 763					
	C	422	2 785	60 062	30 471	29 591	36	25	23	669	7 425	7 141					
TR632 Kahramanmaraş	A	639	4 524	97 148	50 236	46 912	53	65	59	1 111	12 807	11 723					
	B	136	2 296	64 157	33 154	31 003	36	52	40	569	8 529	7 747					
	C	503	2 228	32 991	17 082	15 909	17	13	19	542	4 278	3 976					
TR633 Osmaniye	A	208	2 023	43 027	22 143	20 884	51	55	35	491	5 365	5 102					
	B	86	1 468	35 135	18 046	17 089	44	52	31	355	4 413	4 242					
	C	122	555	7 892	4 097	3 795	7	3	4	136	952	860					
TR711 Kırıkkale	A	96	964	16 199	8 092	8 107	41	44	37	233	1 901	2 010					
	B	52	784	14 602	7 244	7 358	41	44	37	188	1 698	1 835					
	C	44	180	1 597	848	749	-	-	-	45	203	175					
TR712 Aksaray	A	221	1 443	31 381	16 097	15 284	12	12	8	355	4 691	4 511					
	B	72	734	19 420	10 012	9 408	8	6	8	183	2 892	2 719					
	C	149	709	11 961	6 085	5 876	4	6	-	172	1 799	1 792					
TR713 Niğde	A	176	1 284	26 330	13 581	12 749	19	18	9	315	3 154	2 990					
	B	49	594	13 670	7 058	6 612	19	18	9	145	1 665	1 550					
	C	127	690	12 660	6 523	6 137	-	-	-	170	1 489	1 440					
TR714 Nevşehir	A	138	1 045	19 604	9 962	9 642	61	74	31	242	2 504	2 384					
	B	42	554	11 771	5 918	5 853	59	72	28	126	1 411	1 381					
	C	96	491	7 833	4 044	3 789	2	2	3	116	1 093	1 003					
TR715 Kırşehir	A	91	716	13 575	6 953	6 622	8	14	6	175	1 947	1 847					
	B	54	541	11 019	5 635	5 384	8	14	6	133	1 427	1 365					
	C	37	175	2 556	1 318	1 238	-	-	-	42	520	482					
TR721 Kayseri	A	440	4 389	99 875	51 090	48 785	76	89	58	1 071	12 474	11 803					
	B	226	3 468	90 028	46 061	43 967	76	89	58	845	11 314	10 684					
	C	214	921	9 847	5 029	4 818	-	-	-	226	1 160	1 119					
TR722 Sivas	A	416	2 596	43 119	21 990	21 129	54	62	37	622	5 800	5 481					
	B	123	1 426	32 027	16 390	15 637	54	62	37	340	4 174	3 870					
	C	293	1 170	11 092	5 600	5 492	-	-	-	282	1 626	1 611					
TR723 Yozgat	A	301	1 862	32 154	16 485	15 669	27	35	19	450	5 359	5 069					
	B	84	940	21 110	10 906	10 204	27	35	19	224	3 460	3 276					
	C	217	922	11 044	5 579	5 465	-	-	-	226	1 899	1 793					

Not. Özel eğitime muhtaç öğrenciler için açılmış müstakil sınıflar yok ise; bu öğrenciler normal öğrenciler içinde gösterilmiştir.

(1) Yeni kayıt olan öğrencileri de kapsar.

2.6.a Number of schools, divisions and students in primary schools by grade and settlement place according to Statistical Regions Level 3 (continued)

[Beginning of the educational year 2013/'14]

A. Total			B. Village			C. City					
2. Sınıf - Grade 2			3. Sınıf - Grade 3			4. Sınıf - Grade 4			SR- Level 3		
Şube Division	Erkek Males	Kadın Females	Şube Division	Erkek Males	Kadın Females	Şube Division	Erkek Males	Kadın Females	A	B	C
<b>214</b>	<b>2 332</b>	<b>2 183</b>	<b>163</b>	<b>1 803</b>	<b>1 676</b>	<b>153</b>	<b>1 757</b>	<b>1 653</b>	<b>A</b>		Bolu TR424
172	1 975	1 845	124	1 495	1 427	116	1 469	1 397	B		
42	357	338	39	308	249	37	288	256	C		
<b>186</b>	<b>1 961</b>	<b>1 901</b>	<b>127</b>	<b>1 401</b>	<b>1 322</b>	<b>129</b>	<b>1 380</b>	<b>1 330</b>	<b>A</b>		Yalova TR425
141	1 552	1 481	92	1 104	1 032	95	1 113	1 023	B		
45	409	420	35	297	290	34	267	307	C		
<b>3 695</b>	<b>49 150</b>	<b>46 454</b>	<b>2 841</b>	<b>36 446</b>	<b>34 743</b>	<b>2 767</b>	<b>35 131</b>	<b>33 518</b>	<b>A</b>		Ankara TR510
3 529	47 940	45 316	2 696	35 532	33 860	2 614	34 215	32 651	B		
166	1 210	1 138	145	914	883	153	916	867	C		
<b>2 108</b>	<b>24 841</b>	<b>24 238</b>	<b>1 621</b>	<b>18 374</b>	<b>17 565</b>	<b>1 568</b>	<b>17 690</b>	<b>16 767</b>	<b>A</b>		Konya TR521
1 480	19 814	19 235	1 069	14 762	13 982	1 027	14 121	13 331	B		
628	5 027	5 003	552	3 612	3 583	541	3 569	3 436	C		
<b>266</b>	<b>2 610</b>	<b>2 470</b>	<b>205</b>	<b>1 989</b>	<b>1 922</b>	<b>193</b>	<b>1 822</b>	<b>1 741</b>	<b>A</b>		Karaman TR522
165	1 932	1 839	115	1 460	1 415	108	1 333	1 258	B		
101	678	631	90	529	507	85	489	483	C		
<b>1 853</b>	<b>23 271</b>	<b>22 278</b>	<b>1 296</b>	<b>16 417</b>	<b>15 619</b>	<b>1 269</b>	<b>16 267</b>	<b>15 092</b>	<b>A</b>		Antalya TR611
1 256	17 292	16 545	840	12 234	11 646	821	12 268	11 294	B		
597	5 979	5 733	456	4 183	3 973	448	3 999	3 798	C		
<b>385</b>	<b>3 867</b>	<b>3 583</b>	<b>293</b>	<b>2 818</b>	<b>2 608</b>	<b>286</b>	<b>2 732</b>	<b>2 574</b>	<b>A</b>		Isparta TR612
249	2 957	2 699	173	2 168	1 974	169	2 052	1 985	B		
136	910	884	120	650	634	117	680	589	C		
<b>246</b>	<b>2 169</b>	<b>2 081</b>	<b>193</b>	<b>1 641</b>	<b>1 572</b>	<b>181</b>	<b>1 626</b>	<b>1 507</b>	<b>A</b>		Burdur TR613
151	1 624	1 480	109	1 190	1 100	101	1 150	1 071	B		
95	545	601	84	451	472	80	476	436	C		
<b>2 173</b>	<b>27 602</b>	<b>26 480</b>	<b>1 575</b>	<b>19 425</b>	<b>18 362</b>	<b>1 500</b>	<b>18 347</b>	<b>17 421</b>	<b>A</b>		Adana TR621
1 791	24 918	23 862	1 245	17 553	16 534	1 172	16 497	15 643	B		
382	2 684	2 618	330	1 872	1 828	328	1 850	1 778	C		
<b>1 719</b>	<b>19 574</b>	<b>18 838</b>	<b>1 256</b>	<b>14 658</b>	<b>13 811</b>	<b>1 212</b>	<b>14 048</b>	<b>13 322</b>	<b>A</b>		Mersin TR622
1 290	15 847	15 351	930	12 009	11 375	898	11 564	10 836	B		
429	3 727	3 487	326	2 649	2 436	314	2 484	2 486	C		
<b>1 642</b>	<b>20 662</b>	<b>19 952</b>	<b>1 198</b>	<b>14 982</b>	<b>14 369</b>	<b>1 156</b>	<b>14 270</b>	<b>13 851</b>	<b>A</b>		Hatay TR631
802	10 965	10 597	567	8 204	7 758	547	7 724	7 390	B		
840	9 697	9 355	631	6 778	6 611	609	6 546	6 461	C		
<b>1 293</b>	<b>15 627</b>	<b>14 706</b>	<b>1 031</b>	<b>11 093</b>	<b>10 239</b>	<b>1 036</b>	<b>10 644</b>	<b>10 185</b>	<b>A</b>		Kahramanmaraş TR632
691	10 367	9 774	498	7 237	6 722	502	6 969	6 720	B		
602	5 260	4 932	533	3 856	3 517	534	3 675	3 465	C		
<b>620</b>	<b>7 207</b>	<b>6 847</b>	<b>431</b>	<b>4 698</b>	<b>4 436</b>	<b>430</b>	<b>4 818</b>	<b>4 464</b>	<b>A</b>		Osmaniye TR633
463	5 889	5 622	304	3 817	3 598	302	3 875	3 596	B		
157	1 318	1 225	127	881	838	128	943	868	C		
<b>259</b>	<b>2 523</b>	<b>2 402</b>	<b>211</b>	<b>1 785</b>	<b>1 795</b>	<b>220</b>	<b>1 839</b>	<b>1 863</b>	<b>A</b>		Kırıkkale TR711
212	2 253	2 171	166	1 613	1 627	177	1 636	1 688	B		
47	270	231	45	172	168	43	203	175	C		
<b>418</b>	<b>4 761</b>	<b>4 547</b>	<b>332</b>	<b>3 327</b>	<b>3 243</b>	<b>326</b>	<b>3 306</b>	<b>2 975</b>	<b>A</b>		Aksaray TR712
219	2 967	2 769	164	2 074	2 029	160	2 073	1 883	B		
199	1 794	1 778	168	1 253	1 214	166	1 233	1 092	C		
<b>378</b>	<b>4 233</b>	<b>3 999</b>	<b>288</b>	<b>3 119</b>	<b>2 906</b>	<b>284</b>	<b>3 057</b>	<b>2 845</b>	<b>A</b>		Niğde TR713
180	2 192	2 126	129	1 620	1 503	121	1 563	1 424	B		
198	2 041	1 873	159	1 499	1 403	163	1 494	1 421	C		
<b>292</b>	<b>3 005</b>	<b>2 945</b>	<b>225</b>	<b>2 174</b>	<b>2 171</b>	<b>225</b>	<b>2 205</b>	<b>2 111</b>	<b>A</b>		Nevşehir TR714
149	1 805	1 796	111	1 307	1 356	109	1 323	1 292	B		
143	1 200	1 149	114	867	815	116	882	819	C		
<b>213</b>	<b>1 937</b>	<b>1 859</b>	<b>161</b>	<b>1 534</b>	<b>1 449</b>	<b>159</b>	<b>1 521</b>	<b>1 461</b>	<b>A</b>		Kırşehir TR715
165	1 622	1 567	117	1 284	1 202	118	1 288	1 244	B		
48	315	292	44	250	247	41	233	217	C		
<b>1 293</b>	<b>15 863</b>	<b>15 196</b>	<b>981</b>	<b>11 533</b>	<b>10 989</b>	<b>968</b>	<b>11 131</b>	<b>10 739</b>	<b>A</b>		Kayseri TR721
1 043	14 243	13 654	758	10 374	9 937	746	10 041	9 634	B		
250	1 620	1 542	223	1 159	1 052	222	1 090	1 105	C		
<b>733</b>	<b>6 577</b>	<b>6 423</b>	<b>597</b>	<b>4 891</b>	<b>4 624</b>	<b>590</b>	<b>4 660</b>	<b>4 564</b>	<b>A</b>		Sivas TR722
420	4 999	4 814	308	3 638	3 476	304	3 517	3 440	B		
313	1 578	1 609	289	1 253	1 148	286	1 143	1 124	C		
<b>519</b>	<b>4 572</b>	<b>4 293</b>	<b>430</b>	<b>3 196</b>	<b>3 159</b>	<b>436</b>	<b>3 323</b>	<b>3 129</b>	<b>A</b>		Yozgat TR723
274	3 048	2 807	205	2 145	2 082	210	2 218	2 020	B		
245	1 524	1 486	225	1 051	1 077	226	1 105	1 109	C		

Note. In cases where separate classes for students in need of special education is not available, figures for the said students are included in regular enrollment.

(1) Includes also new entrant students.

2.6.a İstatistikî Bölge Birimleri Sınıflaması 3. düzey, yerleşim yeri, sınıflara göre ilkokullarda, okul, şube ve öğrenci sayısı  
[2013/'14 Öğretim yılı başı]

İBBS 3. Düzey	Okul School	Şube Division	Toplam - Total			Özel Eğitim <sup>(1)</sup> Special Education <sup>(1)</sup>			1. Sınıf <sup>(1)</sup> - Grade 1 <sup>(1)</sup>			
			Öğrenci - Student			Şube Division	Erkek Males	Kadın Females	Şube Division	Erkek Males	Kadın Females	
			Toplam Total	Erkek Males	Kadın Females							
<b>TR811 Zonguldak</b>	<b>A</b>	<b>263</b>	<b>2 021</b>	<b>34 562</b>	<b>17 676</b>	<b>16 886</b>	<b>95</b>	<b>103</b>	<b>59</b>	<b>471</b>	<b>4 223</b>	<b>4 130</b>
	B	62	914	19 368	9 879	9 489	50	59	36	218	2 391	2 344
	C	201	1 107	15 194	7 797	7 397	45	44	23	253	1 832	1 786
<b>TR812 Karabük</b>	<b>A</b>	<b>61</b>	<b>581</b>	<b>11 530</b>	<b>5 930</b>	<b>5 600</b>	<b>7</b>	<b>7</b>	<b>2</b>	<b>132</b>	<b>1 340</b>	<b>1 283</b>
	B	47	509	10 321	5 285	5 036	5	4	2	116	1 181	1 131
	C	14	72	1 209	645	564	2	3	-	16	159	152
<b>TR813 Bartın</b>	<b>A</b>	<b>78</b>	<b>566</b>	<b>9 839</b>	<b>5 091</b>	<b>4 748</b>	<b>36</b>	<b>18</b>	<b>21</b>	<b>125</b>	<b>1 109</b>	<b>1 121</b>
	B	19	219	4 718	2 441	2 277	13	9	7	48	547	562
	C	59	347	5 121	2 650	2 471	23	9	14	77	562	559
<b>TR821 Kastamonu</b>	<b>A</b>	<b>184</b>	<b>1 214</b>	<b>19 266</b>	<b>9 830</b>	<b>9 436</b>	<b>51</b>	<b>45</b>	<b>25</b>	<b>286</b>	<b>2 271</b>	<b>2 148</b>
	B	61	710	14 623	7 465	7 158	45	41	24	165	1 752	1 630
	C	123	504	4 643	2 365	2 278	6	4	1	121	519	518
<b>TR822 Çankırı</b>	<b>A</b>	<b>74</b>	<b>525</b>	<b>9 224</b>	<b>4 705</b>	<b>4 519</b>	<b>16</b>	<b>31</b>	<b>7</b>	<b>124</b>	<b>1 090</b>	<b>1 030</b>
	B	34	365	8 034	4 115	3 919	16	31	7	84	932	881
	C	40	160	1 190	590	600	-	-	-	40	158	149
<b>TR823 Sinop</b>	<b>A</b>	<b>91</b>	<b>610</b>	<b>10 607</b>	<b>5 438</b>	<b>5 169</b>	<b>32</b>	<b>24</b>	<b>16</b>	<b>140</b>	<b>1 227</b>	<b>1 131</b>
	B	32	348	7 617	3 920	3 697	30	24	15	77	868	812
	C	59	262	2 990	1 518	1 472	2	-	1	63	359	319
<b>TR831 Samsun</b>	<b>A</b>	<b>651</b>	<b>4 622</b>	<b>79 454</b>	<b>40 672</b>	<b>38 782</b>	<b>75</b>	<b>104</b>	<b>81</b>	<b>1 118</b>	<b>9 644</b>	<b>9 251</b>
	B	160	2 443	55 874	28 827	27 047	72	103	78	595	6 912	6 603
	C	491	2 179	23 580	11 845	11 735	3	1	3	523	2 732	2 648
<b>TR832 Tokat</b>	<b>A</b>	<b>391</b>	<b>2 390</b>	<b>36 987</b>	<b>18 907</b>	<b>18 080</b>	<b>9</b>	<b>16</b>	<b>8</b>	<b>576</b>	<b>4 524</b>	<b>4 169</b>
	B	100	1 136	25 393	13 038	12 355	9	16	8	274	3 122	2 889
	C	291	1 254	11 594	5 869	5 725	-	-	-	302	1 402	1 280
<b>TR833 Çorum</b>	<b>A</b>	<b>284</b>	<b>1 945</b>	<b>31 763</b>	<b>16 359</b>	<b>15 404</b>	<b>48</b>	<b>58</b>	<b>36</b>	<b>463</b>	<b>3 850</b>	<b>3 532</b>
	B	78	1 115	24 831	12 801	12 030	48	58	36	258	3 060	2 744
	C	206	830	6 932	3 558	3 374	-	-	-	205	790	788
<b>TR834 Amasya</b>	<b>A</b>	<b>138</b>	<b>1 106</b>	<b>18 349</b>	<b>9 512</b>	<b>8 837</b>	<b>28</b>	<b>33</b>	<b>20</b>	<b>271</b>	<b>2 197</b>	<b>2 020</b>
	B	61	762	14 430	7 479	6 951	28	33	20	188	1 725	1 651
	C	77	344	3 919	2 033	1 886	-	-	-	83	472	369
<b>TR901 Trabzon</b>	<b>A</b>	<b>257</b>	<b>2 322</b>	<b>44 803</b>	<b>22 857</b>	<b>21 946</b>	<b>111</b>	<b>134</b>	<b>76</b>	<b>555</b>	<b>5 652</b>	<b>5 331</b>
	B	84	1 404	30 037	15 359	14 678	94	118	68	327	3 672	3 432
	C	173	918	14 766	7 498	7 268	17	16	8	228	1 980	1 899
<b>TR902 Ordu</b>	<b>A</b>	<b>297</b>	<b>2 368</b>	<b>42 367</b>	<b>21 811</b>	<b>20 556</b>	<b>69</b>	<b>83</b>	<b>37</b>	<b>567</b>	<b>5 441</b>	<b>4 982</b>
	B	101	1 413	29 716	15 344	14 372	67	81	36	338	3 933	3 540
	C	196	955	12 651	6 467	6 184	2	2	1	229	1 508	1 442
<b>TR903 Giresun</b>	<b>A</b>	<b>157</b>	<b>1 179</b>	<b>22 351</b>	<b>11 377</b>	<b>10 974</b>	<b>18</b>	<b>23</b>	<b>9</b>	<b>284</b>	<b>2 706</b>	<b>2 729</b>
	B	53	729	16 613	8 440	8 173	18	23	9	177	2 055	2 048
	C	104	450	5 738	2 937	2 801	-	-	-	107	651	681
<b>TR904 Rize</b>	<b>A</b>	<b>98</b>	<b>964</b>	<b>18 662</b>	<b>9 532</b>	<b>9 130</b>	<b>52</b>	<b>56</b>	<b>36</b>	<b>222</b>	<b>2 191</b>	<b>2 063</b>
	B	50	727	15 250	7 791	7 459	46	51	35	165	1 789	1 682
	C	48	237	3 412	1 741	1 671	6	5	1	57	402	381
<b>TR905 Artvin</b>	<b>A</b>	<b>68</b>	<b>530</b>	<b>8 636</b>	<b>4 395</b>	<b>4 241</b>	<b>26</b>	<b>26</b>	<b>17</b>	<b>120</b>	<b>983</b>	<b>1 013</b>
	B	28	344	6 470	3 319	3 151	22	23	13	76	745	750
	C	40	186	2 166	1 076	1 090	4	3	4	44	238	263
<b>TR906 Gümüşhane</b>	<b>A</b>	<b>110</b>	<b>541</b>	<b>8 965</b>	<b>4 634</b>	<b>4 331</b>	<b>4</b>	<b>5</b>	<b>2</b>	<b>134</b>	<b>1 908</b>	<b>1 807</b>
	B	24	244	5 512	2 868	2 644	4	5	2	59	1 017	977
	C	86	297	3 453	1 766	1 687	-	-	-	75	891	830
<b>TRA11 Erzurum</b>	<b>A</b>	<b>835</b>	<b>4 573</b>	<b>65 611</b>	<b>33 110</b>	<b>32 501</b>	<b>23</b>	<b>18</b>	<b>13</b>	<b>1 123</b>	<b>7 816</b>	<b>7 808</b>
	B	200	2 018	41 315	21 060	20 255	23	18	13	490	5 086	4 851
	C	635	2 555	24 296	12 050	12 246	-	-	-	633	2 730	2 957
<b>TRA12 Erzincan</b>	<b>A</b>	<b>124</b>	<b>830</b>	<b>12 947</b>	<b>6 625</b>	<b>6 322</b>	<b>2</b>	<b>1</b>	<b>2</b>	<b>205</b>	<b>1 649</b>	<b>1 517</b>
	B	41	437	8 837	4 514	4 323	2	1	2	109	1 112	1 019
	C	83	393	4 110	2 111	1 999	-	-	-	96	537	498
<b>TRA13 Bayburt</b>	<b>A</b>	<b>88</b>	<b>448</b>	<b>5 012</b>	<b>2 550</b>	<b>2 462</b>	<b>4</b>	<b>4</b>	<b>2</b>	<b>108</b>	<b>599</b>	<b>552</b>
	B	17	156	2 859	1 442	1 417	4	4	2	36	331	331
	C	71	292	2 153	1 108	1 045	-	-	-	72	268	221
<b>TRA21 Ağrı</b>	<b>A</b>	<b>649</b>	<b>3 677</b>	<b>69 305</b>	<b>34 426</b>	<b>34 879</b>	<b>8</b>	<b>12</b>	<b>3</b>	<b>932</b>	<b>8 714</b>	<b>9 754</b>
	B	79	1 168	34 358	17 178	17 180	8	12	3	300	4 363	4 713
	C	570	2 509	34 947	17 248	17 699	-	-	-	632	4 351	5 041
<b>TRA22 Kars</b>	<b>A</b>	<b>395</b>	<b>1 911</b>	<b>27 180</b>	<b>13 810</b>	<b>13 370</b>	<b>3</b>	<b>6</b>	<b>2</b>	<b>478</b>	<b>3 330</b>	<b>3 203</b>
	B	51	454	10 497	5 298	5 199	2	5	2	116	1 356	1 328
	C	344	1 457	16 683	8 512	8 171	1	1	-	362	1 974	1 875

Not. Özel eğitime muhtaç öğrenciler için açılmış müstakil sınıflar yok ise; bu öğrenciler normal öğrenciler içinde gösterilmiştir.

(1) Yeni kayıt olan öğrencileri de kapsar.

2.6.a Number of schools, divisions and students in primary schools by grade and settlement place according to Statistical Regions Level 3 (continued)

[Beginning of the educational year 2013/'14]

A. Total

B. Village

C. City

2. Sınıf - Grade 2			3. Sınıf - Grade 3			4. Sınıf - Grade 4			SR- Level 3	
Şube Division	Erkek Males	Kadın Females	Şube Division	Erkek Males	Kadın Females	Şube Division	Erkek Males	Kadın Females		
<b>574</b>	<b>5 360</b>	<b>5 131</b>	<b>439</b>	<b>3 953</b>	<b>3 824</b>	<b>442</b>	<b>4 037</b>	<b>3 742</b>	<b>A</b>	Zonguldak TR811
262	2 904	2 787	189	2 242	2 196	195	2 283	2 126	B	
312	2 456	2 344	250	1 711	1 628	247	1 754	1 616	C	
<b>192</b>	<b>1 806</b>	<b>1 732</b>	<b>127</b>	<b>1 363</b>	<b>1 312</b>	<b>123</b>	<b>1 414</b>	<b>1 271</b>	<b>A</b>	Karabük TR812
171	1 611	1 552	109	1 226	1 183	108	1 263	1 168	B	
21	195	180	18	137	129	15	151	103	C	
<b>156</b>	<b>1 557</b>	<b>1 481</b>	<b>123</b>	<b>1 160</b>	<b>1 033</b>	<b>126</b>	<b>1 247</b>	<b>1 092</b>	<b>A</b>	Bartın TR813
63	713	683	48	567	498	47	605	527	B	
93	844	798	75	593	535	79	642	565	C	
<b>336</b>	<b>2 973</b>	<b>2 934</b>	<b>269</b>	<b>2 307</b>	<b>2 186</b>	<b>272</b>	<b>2 234</b>	<b>2 143</b>	<b>A</b>	Kastamonu TR821
205	2 256	2 223	147	1 749	1 661	148	1 667	1 620	B	
131	717	711	122	558	525	124	567	523	C	
<b>148</b>	<b>1 490</b>	<b>1 418</b>	<b>120</b>	<b>1 062</b>	<b>1 015</b>	<b>117</b>	<b>1 032</b>	<b>1 049</b>	<b>A</b>	Çankırı TR822
107	1 297	1 234	80	947	884	78	908	913	B	
41	193	184	40	115	131	39	124	136	C	
<b>167</b>	<b>1 602</b>	<b>1 619</b>	<b>136</b>	<b>1 238</b>	<b>1 191</b>	<b>135</b>	<b>1 347</b>	<b>1 212</b>	<b>A</b>	Sinop TR823
98	1 161	1 170	72	893	854	71	974	846	B	
69	441	449	64	345	337	64	373	366	C	
<b>1 330</b>	<b>12 368</b>	<b>11 791</b>	<b>1 040</b>	<b>9 145</b>	<b>8 727</b>	<b>1 059</b>	<b>9 411</b>	<b>8 932</b>	<b>A</b>	Samsun TR831
733	8 774	8 164	517	6 476	6 037	526	6 562	6 165	B	
597	3 594	3 627	523	2 669	2 690	533	2 849	2 767	C	
<b>673</b>	<b>5 651</b>	<b>5 502</b>	<b>574</b>	<b>4 419</b>	<b>4 214</b>	<b>558</b>	<b>4 297</b>	<b>4 187</b>	<b>A</b>	Tokat TR832
337	3 938	3 745	266	3 045	2 866	250	2 917	2 847	B	
336	1 713	1 757	308	1 374	1 348	308	1 380	1 340	C	
<b>550</b>	<b>5 131</b>	<b>4 851</b>	<b>444</b>	<b>3 637</b>	<b>3 463</b>	<b>440</b>	<b>3 683</b>	<b>3 522</b>	<b>A</b>	Çorum TR833
330	4 017	3 821	241	2 822	2 676	238	2 844	2 753	B	
220	1 114	1 030	203	815	787	202	839	769	C	
<b>307</b>	<b>2 788</b>	<b>2 773</b>	<b>247</b>	<b>2 250</b>	<b>1 998</b>	<b>253</b>	<b>2 244</b>	<b>2 026</b>	<b>A</b>	Amasya TR834
213	2 166	2 164	165	1 782	1 545	168	1 773	1 571	B	
94	622	609	82	468	453	85	471	455	C	
<b>652</b>	<b>6 856</b>	<b>6 622</b>	<b>502</b>	<b>5 105</b>	<b>4 864</b>	<b>502</b>	<b>5 110</b>	<b>5 053</b>	<b>A</b>	Trabzon TR901
394	4 557	4 397	296	3 518	3 376	293	3 494	3 405	B	
258	2 299	2 225	206	1 587	1 488	209	1 616	1 648	C	
<b>701</b>	<b>6 638</b>	<b>6 375</b>	<b>512</b>	<b>4 795</b>	<b>4 471</b>	<b>519</b>	<b>4 854</b>	<b>4 691</b>	<b>A</b>	Ordu TR902
424	4 584	4 460	291	3 372	3 142	293	3 374	3 194	B	
277	2 054	1 915	221	1 423	1 329	226	1 480	1 497	C	
<b>343</b>	<b>3 434</b>	<b>3 260</b>	<b>267</b>	<b>2 535</b>	<b>2 445</b>	<b>267</b>	<b>2 679</b>	<b>2 531</b>	<b>A</b>	Giresun TR903
219	2 536	2 412	156	1 859	1 806	159	1 967	1 898	B	
124	898	848	111	676	639	108	712	633	C	
<b>275</b>	<b>2 965</b>	<b>2 882</b>	<b>205</b>	<b>2 094</b>	<b>2 087</b>	<b>210</b>	<b>2 226</b>	<b>2 062</b>	<b>A</b>	Rize TR904
209	2 424	2 338	151	1 729	1 690	156	1 798	1 714	B	
66	541	544	54	365	397	54	428	348	C	
<b>152</b>	<b>1 359</b>	<b>1 276</b>	<b>118</b>	<b>1 009</b>	<b>966</b>	<b>114</b>	<b>1 018</b>	<b>969</b>	<b>A</b>	Artvin TR905
102	1 029	934	73	749	717	71	773	737	B	
50	330	342	45	260	249	43	245	232	C	
<b>149</b>	<b>1 118</b>	<b>1 068</b>	<b>127</b>	<b>800</b>	<b>720</b>	<b>127</b>	<b>803</b>	<b>734</b>	<b>A</b>	Gümüşhane TR906
72	773	709	57	543	471	52	530	485	B	
77	345	359	70	257	249	75	273	249	C	
<b>1 262</b>	<b>10 180</b>	<b>9 892</b>	<b>1 075</b>	<b>7 415</b>	<b>7 286</b>	<b>1 090</b>	<b>7 681</b>	<b>7 502</b>	<b>A</b>	Erzurum TRA11
603	6 503	6 210	444	4 718	4 509	458	4 735	4 672	B	
659	3 677	3 682	631	2 697	2 777	632	2 946	2 830	C	
<b>246</b>	<b>1 968</b>	<b>2 024</b>	<b>191</b>	<b>1 485</b>	<b>1 414</b>	<b>186</b>	<b>1 522</b>	<b>1 365</b>	<b>A</b>	Erzincan TRA12
135	1 330	1 369	96	1 013	1 004	95	1 058	929	B	
111	638	655	95	472	410	91	464	436	C	
<b>123</b>	<b>810</b>	<b>776</b>	<b>106</b>	<b>552</b>	<b>565</b>	<b>107</b>	<b>585</b>	<b>567</b>	<b>A</b>	Bayburt TRA13
47	477	439	34	319	323	35	311	322	B	
76	333	337	72	233	242	72	274	245	C	
<b>1 015</b>	<b>10 588</b>	<b>10 578</b>	<b>862</b>	<b>7 433</b>	<b>7 304</b>	<b>860</b>	<b>7 679</b>	<b>7 240</b>	<b>A</b>	Ağrı TRA21
350	5 307	5 321	255	3 715	3 652	255	3 781	3 491	B	
665	5 281	5 257	607	3 718	3 652	605	3 898	3 749	C	
<b>522</b>	<b>4 324</b>	<b>4 233</b>	<b>458</b>	<b>3 137</b>	<b>3 022</b>	<b>450</b>	<b>3 013</b>	<b>2 910</b>	<b>A</b>	Kars TRA22
137	1 620	1 620	103	1 181	1 209	96	1 136	1 040	B	
385	2 704	2 613	355	1 956	1 813	354	1 877	1 870	C	

Note. In cases where separate classes for students in need of special education is not available, figures for the said students are included in regular enrollment.

(1) Includes also new entrant students.

2.6.a İstatistikî Bölge Birimleri Sınıflaması 3. düzey, yerleşim yeri, sınıflara göre ilkokullarda, okul, şube ve öğrenci sayısı  
[2013/'14 Öğretim yılı başı]

İBBS 3. Düzey	Okul School	Şube Division	Toplam - Total			Özel Eğitim <sup>(1)</sup> Special Education <sup>(1)</sup>			1. Sınıf <sup>(1)</sup> - Grade 1 <sup>(1)</sup>			
			Öğrenci - Student			Şube Division	Erkek Males	Kadın Females	Şube Division	Erkek Males	Kadın Females	
			Toplam Total	Erkek Males	Kadın Females							
<b>TRA23 Iğdır</b>	<b>A</b>	<b>146</b>	<b>975</b>	<b>18 563</b>	<b>9 570</b>	<b>8 993</b>	<b>8</b>	<b>13</b>	<b>2</b>	<b>234</b>	<b>2 367</b>	<b>2 220</b>
	B	34	426	10 354	5 295	5 059	8	13	2	104	1 318	1 251
	C	112	549	8 209	4 275	3 934	-	-	-	130	1 049	969
<b>TRA24 Ardahan</b>	<b>A</b>	<b>93</b>	<b>466</b>	<b>7 430</b>	<b>3 795</b>	<b>3 635</b>	-	-	-	<b>114</b>	<b>783</b>	<b>805</b>
	B	16	145	2 966	1 537	1 429	-	-	-	35	314	339
	C	77	321	4 464	2 258	2 206	-	-	-	79	469	466
<b>TRB11 Malatya</b>	<b>A</b>	<b>418</b>	<b>3 046</b>	<b>55 524</b>	<b>28 299</b>	<b>27 225</b>	<b>19</b>	<b>36</b>	<b>23</b>	<b>737</b>	<b>6 491</b>	<b>6 409</b>
	B	111	1 634	39 615	20 194	19 421	19	36	23	387	4 653	4 610
	C	307	1 412	15 909	8 105	7 804	-	-	-	350	1 838	1 799
<b>TRB12 Elazığ</b>	<b>A</b>	<b>256</b>	<b>2 152</b>	<b>40 375</b>	<b>20 710</b>	<b>19 665</b>	<b>41</b>	<b>54</b>	<b>41</b>	<b>529</b>	<b>4 976</b>	<b>4 695</b>
	B	90	1 403	31 682	16 317	15 365	37	53	41	347	3 938	3 677
	C	166	749	8 693	4 393	4 300	4	1	-	182	1 038	1 018
<b>TRB13 Bingöl</b>	<b>A</b>	<b>285</b>	<b>1 567</b>	<b>22 801</b>	<b>11 630</b>	<b>11 171</b>	<b>25</b>	<b>34</b>	<b>27</b>	<b>374</b>	<b>2 736</b>	<b>2 660</b>
	B	45	548	13 055	6 703	6 352	24	33	27	121	1 630	1 550
	C	240	1 019	9 746	4 927	4 819	1	1	-	253	1 106	1 110
<b>TRB14 Tunceli</b>	<b>A</b>	<b>33</b>	<b>217</b>	<b>3 337</b>	<b>1 740</b>	<b>1 597</b>	<b>4</b>	<b>4</b>	<b>1</b>	<b>50</b>	<b>410</b>	<b>374</b>
	B	17	154	2 819	1 457	1 362	4	4	1	34	346	324
	C	16	63	518	283	235	-	-	-	16	64	50
<b>TRB21 Van</b>	<b>A</b>	<b>897</b>	<b>3 965</b>	<b>127 722</b>	<b>64 742</b>	<b>62 980</b>	<b>15</b>	<b>70</b>	<b>29</b>	<b>1 015</b>	<b>16 970</b>	<b>16 513</b>
	B	151	953	62 781	32 215	30 566	13	64	25	251	8 647	8 250
	C	746	3 012	64 941	32 527	32 414	2	6	4	764	8 323	8 263
<b>TRB22 Muş</b>	<b>A</b>	<b>453</b>	<b>2 555</b>	<b>51 789</b>	<b>25 929</b>	<b>25 860</b>	<b>3</b>	<b>7</b>	<b>-</b>	<b>648</b>	<b>6 808</b>	<b>7 269</b>
	B	60	675	18 457	9 361	9 096	2	6	-	168	2 373	2 401
	C	393	1 880	33 332	16 568	16 764	1	1	-	480	4 435	4 868
<b>TRB23 Bitlis</b>	<b>A</b>	<b>466</b>	<b>2 422</b>	<b>37 670</b>	<b>19 238</b>	<b>18 432</b>	<b>4</b>	<b>6</b>	<b>2</b>	<b>614</b>	<b>4 749</b>	<b>4 694</b>
	B	75	759	18 157	9 381	8 776	4	6	2	194	2 315	2 236
	C	391	1 663	19 513	9 857	9 656	-	-	-	420	2 434	2 458
<b>TRB24 Hakkari</b>	<b>A</b>	<b>295</b>	<b>1 671</b>	<b>30 422</b>	<b>15 519</b>	<b>14 903</b>	<b>25</b>	<b>26</b>	<b>21</b>	<b>424</b>	<b>4 271</b>	<b>4 079</b>
	B	41	593	15 976	8 203	7 773	22	25	19	143	2 195	1 979
	C	254	1 078	14 446	7 316	7 130	3	1	2	281	2 076	2 100
<b>TRC11 Gaziantep</b>	<b>A</b>	<b>552</b>	<b>6 987</b>	<b>189 393</b>	<b>96 458</b>	<b>92 935</b>	<b>128</b>	<b>216</b>	<b>134</b>	<b>1 731</b>	<b>25 068</b>	<b>24 212</b>
	B	229	5 561	170 756	86 883	83 873	128	216	134	1 383	22 826	22 088
	C	323	1 426	18 637	9 575	9 062	-	-	-	348	2 242	2 124
<b>TRC12 Adıyaman</b>	<b>A</b>	<b>547</b>	<b>3 228</b>	<b>52 908</b>	<b>26 993</b>	<b>25 915</b>	<b>55</b>	<b>73</b>	<b>48</b>	<b>769</b>	<b>6 428</b>	<b>6 280</b>
	B	94	1 315	33 747	17 209	16 538	55	73	48	299	4 219	4 093
	C	453	1 913	19 161	9 784	9 377	-	-	-	470	2 209	2 187
<b>TRC13 Kilis</b>	<b>A</b>	<b>101</b>	<b>613</b>	<b>11 457</b>	<b>5 889</b>	<b>5 568</b>	<b>6</b>	<b>8</b>	<b>4</b>	<b>156</b>	<b>1 443</b>	<b>1 340</b>
	B	27	311	8 433	4 320	4 113	6	8	4	81	1 075	1 006
	C	74	302	3 024	1 569	1 455	-	-	-	75	368	334
<b>TRC21 Şanlıurfa</b>	<b>A</b>	<b>1 357</b>	<b>9 407</b>	<b>235 116</b>	<b>118 471</b>	<b>116 645</b>	<b>154</b>	<b>238</b>	<b>139</b>	<b>2 415</b>	<b>31 781</b>	<b>31 194</b>
	B	176	3 745	127 209	64 640	62 569	143	227	132	965	17 423	16 593
	C	1 181	5 662	107 907	53 831	54 076	11	11	7	1 450	14 358	14 601
<b>TRC22 Diyarbakır</b>	<b>A</b>	<b>990</b>	<b>7 119</b>	<b>174 605</b>	<b>88 682</b>	<b>85 923</b>	<b>47</b>	<b>102</b>	<b>58</b>	<b>1 771</b>	<b>22 560</b>	<b>22 046</b>
	B	198	3 545	118 876	60 599	58 277	47	102	58	886	15 691	15 146
	C	792	3 574	55 729	28 083	27 646	-	-	-	885	6 869	6 900
<b>TRC31 Mardin</b>	<b>A</b>	<b>633</b>	<b>4 163</b>	<b>88 723</b>	<b>44 879</b>	<b>43 844</b>	<b>46</b>	<b>53</b>	<b>41</b>	<b>1 024</b>	<b>11 547</b>	<b>11 385</b>
	B	107	1 740	51 535	26 109	25 426	46	53	41	424	6 919	6 729
	C	526	2 423	37 188	18 770	18 418	-	-	-	600	4 628	4 656
<b>TRC32 Batman</b>	<b>A</b>	<b>409</b>	<b>2 847</b>	<b>64 414</b>	<b>32 920</b>	<b>31 494</b>	<b>26</b>	<b>30</b>	<b>25</b>	<b>703</b>	<b>8 242</b>	<b>7 815</b>
	B	78	1 427	46 989	23 968	23 021	26	30	25	357	6 152	5 866
	C	331	1 420	17 425	8 952	8 473	-	-	-	346	2 090	1 949
<b>TRC33 Şırnak</b>	<b>A</b>	<b>294</b>	<b>2 343</b>	<b>64 838</b>	<b>33 279</b>	<b>31 559</b>	<b>5</b>	<b>10</b>	<b>3</b>	<b>596</b>	<b>8 724</b>	<b>8 222</b>
	B	63	1 115	38 383	19 793	18 590	5	10	3	289	5 193	4 884
	C	231	1 228	26 455	13 486	12 969	-	-	-	307	3 531	3 338
<b>TRC34 Siirt</b>	<b>A</b>	<b>314</b>	<b>1 895</b>	<b>38 392</b>	<b>19 377</b>	<b>19 015</b>	<b>-</b>	<b>-</b>	<b>-</b>	<b>468</b>	<b>4 920</b>	<b>4 999</b>
	B	52	749	22 351	11 335	11 016	-	-	-	187	2 987	3 003
	C	262	1 146	16 041	8 042	7 999	-	-	-	281	1 933	1 996

Not. Özel eğitime muhtaç öğrenciler için açılmış müstakil sınıflar yok ise; bu öğrenciler normal öğrenciler içinde gösterilmiştir.

(1) Yeni kayıt olan öğrencileri de kapsar.



2.6.a Number of schools, divisions and students in primary schools by grade and settlement place according to Statistical Regions Level 3 (continued)

[Beginning of the educational year 2013/'14]

A. Total

B. Village

C. City

2. Sınıf - Grade 2			3. Sınıf - Grade 3			4. Sınıf - Grade 4			SR- Level 3	
Şube Division	Erkek Males	Kadın Females	Şube Division	Erkek Males	Kadın Females	Şube Division	Erkek Males	Kadın Females		
<b>275</b>	<b>2 908</b>	<b>2 889</b>	<b>232</b>	<b>2 141</b>	<b>2 006</b>	<b>226</b>	<b>2 141</b>	<b>1 876</b>	<b>A</b>	Iğdır TRA23
128	1 604	1 649	95	1 187	1 099	91	1 173	1 058	B	
147	1 304	1 240	137	954	907	135	968	818	C	
<b>129</b>	<b>1 238</b>	<b>1 147</b>	<b>113</b>	<b>907</b>	<b>857</b>	<b>110</b>	<b>867</b>	<b>826</b>	<b>A</b>	Ardahan TRA24
44	512	438	33	373	323	33	338	329	B	
85	726	709	80	534	534	77	529	497	C	
<b>886</b>	<b>8 787</b>	<b>8 529</b>	<b>718</b>	<b>6 576</b>	<b>6 246</b>	<b>686</b>	<b>6 409</b>	<b>6 018</b>	<b>A</b>	Malatya TRB11
497	6 291	6 065	372	4 649	4 432	359	4 565	4 291	B	
389	2 496	2 464	346	1 927	1 814	327	1 844	1 727	C	
<b>644</b>	<b>6 477</b>	<b>6 196</b>	<b>463</b>	<b>4 528</b>	<b>4 370</b>	<b>475</b>	<b>4 675</b>	<b>4 363</b>	<b>A</b>	Elazığ TRB12
435	5 082	4 852	290	3 546	3 403	294	3 698	3 392	B	
209	1 395	1 344	173	982	967	181	977	971	C	
<b>436</b>	<b>3 617</b>	<b>3 476</b>	<b>371</b>	<b>2 641</b>	<b>2 498</b>	<b>361</b>	<b>2 602</b>	<b>2 510</b>	<b>A</b>	Bingöl TRB13
167	2 158	1 983	120	1 470	1 449	116	1 412	1 343	B	
269	1 459	1 493	251	1 171	1 049	245	1 190	1 167	C	
<b>61</b>	<b>557</b>	<b>504</b>	<b>51</b>	<b>372</b>	<b>358</b>	<b>51</b>	<b>397</b>	<b>360</b>	<b>A</b>	Tunceli TRB14
45	464	428	36	307	307	35	336	302	B	
16	93	76	15	65	51	16	61	58	C	
<b>1 091</b>	<b>19 523</b>	<b>19 361</b>	<b>922</b>	<b>13 800</b>	<b>13 114</b>	<b>922</b>	<b>14 379</b>	<b>13 963</b>	<b>A</b>	Van TRB21
286	9 953	9 629	204	6 621	6 157	199	6 930	6 505	B	
805	9 570	9 732	718	7 179	6 957	723	7 449	7 458	C	
<b>716</b>	<b>7 855</b>	<b>7 533</b>	<b>593</b>	<b>5 609</b>	<b>5 559</b>	<b>595</b>	<b>5 650</b>	<b>5 499</b>	<b>A</b>	Muş TRB22
204	2 904	2 787	154	2 063	2 048	147	2 015	1 860	B	
512	4 951	4 746	439	3 546	3 511	448	3 635	3 639	C	
<b>675</b>	<b>5 964</b>	<b>5 594</b>	<b>572</b>	<b>4 236</b>	<b>4 019</b>	<b>557</b>	<b>4 283</b>	<b>4 123</b>	<b>A</b>	Bitlis TRB23
235	2 955	2 737	166	2 089	1 918	160	2 016	1 883	B	
440	3 009	2 857	406	2 147	2 101	397	2 267	2 240	C	
<b>455</b>	<b>4 560</b>	<b>4 556</b>	<b>385</b>	<b>3 424</b>	<b>3 111</b>	<b>382</b>	<b>3 238</b>	<b>3 136</b>	<b>A</b>	Hakkari TRB24
168	2 472	2 492	130	1 794	1 619	130	1 717	1 664	B	
287	2 088	2 064	255	1 630	1 492	252	1 521	1 472	C	
<b>2 003</b>	<b>29 844</b>	<b>28 818</b>	<b>1 592</b>	<b>21 451</b>	<b>20 342</b>	<b>1 533</b>	<b>19 879</b>	<b>19 429</b>	<b>A</b>	Gaziantep TRC11
1 611	26 692	25 844	1 247	19 313	18 356	1 192	17 836	17 451	B	
392	3 152	2 974	345	2 138	1 986	341	2 043	1 978	C	
<b>912</b>	<b>8 422</b>	<b>8 142</b>	<b>756</b>	<b>6 248</b>	<b>5 851</b>	<b>736</b>	<b>5 822</b>	<b>5 594</b>	<b>A</b>	Adıyaman TRC12
395	5 285	5 205	290	3 961	3 729	276	3 671	3 463	B	
517	3 137	2 937	466	2 287	2 122	460	2 151	2 131	C	
<b>174</b>	<b>1 849</b>	<b>1 754</b>	<b>141</b>	<b>1 313</b>	<b>1 267</b>	<b>136</b>	<b>1 276</b>	<b>1 203</b>	<b>A</b>	Kilis TRC13
95	1 366	1 297	68	947	935	61	924	871	B	
79	483	457	73	366	332	75	352	332	C	
<b>2 636</b>	<b>37 342</b>	<b>36 714</b>	<b>2 124</b>	<b>24 956</b>	<b>24 792</b>	<b>2 078</b>	<b>24 154</b>	<b>23 806</b>	<b>A</b>	Şanlıurfa TRC21
1 105	20 479	20 201	785	13 554	13 213	747	12 957	12 430	B	
1 531	16 863	16 513	1 339	11 402	11 579	1 331	11 197	11 376	C	
<b>1 998</b>	<b>27 471</b>	<b>26 510</b>	<b>1 655</b>	<b>19 555</b>	<b>18 762</b>	<b>1 648</b>	<b>18 994</b>	<b>18 547</b>	<b>A</b>	Diyarbakır TRC22
1 024	18 671	18 030	794	13 407	12 719	794	12 728	12 324	B	
974	8 800	8 480	861	6 148	6 043	854	6 266	6 223	C	
<b>1 153</b>	<b>13 778</b>	<b>13 262</b>	<b>983</b>	<b>9 827</b>	<b>9 702</b>	<b>957</b>	<b>9 674</b>	<b>9 454</b>	<b>A</b>	Mardin TRC31
499	7 959	7 678	392	5 618	5 617	379	5 560	5 361	B	
654	5 819	5 584	591	4 209	4 085	578	4 114	4 093	C	
<b>807</b>	<b>10 290</b>	<b>10 059</b>	<b>663</b>	<b>7 287</b>	<b>6 954</b>	<b>648</b>	<b>7 071</b>	<b>6 641</b>	<b>A</b>	Batman TRC32
417	7 324	7 270	320	5 348	5 098	307	5 114	4 762	B	
390	2 966	2 789	343	1 939	1 856	341	1 957	1 879	C	
<b>716</b>	<b>10 965</b>	<b>10 325</b>	<b>514</b>	<b>6 740</b>	<b>6 586</b>	<b>512</b>	<b>6 840</b>	<b>6 423</b>	<b>A</b>	Şırnak TRC33
354	6 564	6 183	233	4 007	3 834	234	4 019	3 686	B	
362	4 401	4 142	281	2 733	2 752	278	2 821	2 737	C	
<b>536</b>	<b>6 014</b>	<b>5 892</b>	<b>451</b>	<b>4 345</b>	<b>4 178</b>	<b>440</b>	<b>4 098</b>	<b>3 946</b>	<b>A</b>	Siirt TRC34
231	3 492	3 412	170	2 510	2 392	161	2 346	2 209	B	
305	2 522	2 480	281	1 835	1 786	279	1 752	1 737	C	

Note. In cases where separate classes for students in need of special education is not available, figures for the said students are included in regular enrollment.

(1) Includes also new entrant students.

**2.6.b İstatistiki Bölge Birimleri Sınıflaması 3. düzey, yerleşim yeri, sınıflara göre ortaokullarda, okul, şube ve öğrenci sayısı  
[2013/'14 Öğretim yılı başı]**

A. Toplam	B. Şehir	C. Köy	Toplam - Total			Özel Eğitim Special Education			5. Sınıf - Grade 5			
			Öğrenci - Student			Şube Division	Erkek Males	Kadın Females	Şube Division	Erkek Males	Kadın Females	
			Okul School	Şube Division	Toplam Total							Erkek Males
<b>İBBS 3. Düzey</b>												
TR Türkiye	A	17 019	195 273	5 478 399	2 762 595	2 715 804	6 972	8 674	5 356	47 707	641 326	613 487
	B	10 199	152 899	4 481 573	2 262 059	2 219 514	6 356	8 070	5 011	37 432	521 282	494 004
	C	6 820	42 374	996 826	500 536	496 290	616	604	345	10 275	120 044	119 483
TR100 İstanbul	A	1 632	29 582	948 868	477 969	470 899	1 939	2 304	1 454	7 119	108 124	102 794
	B	1 614	29 371	944 470	475 646	468 824	1 939	2 304	1 454	7 058	107 438	102 177
	C	18	211	4 398	2 323	2 075	-	-	-	61	686	617
TR211 Tekirdağ	A	142	1 884	52 490	26 911	25 579	71	68	53	471	6 336	5 702
	B	86	1 346	39 920	20 300	19 620	47	47	35	342	4 748	4 278
	C	56	538	12 570	6 611	5 959	24	21	18	129	1 588	1 424
TR212 Edirne	A	97	811	18 860	9 613	9 247	10	8	6	203	2 329	2 114
	B	61	641	15 739	8 000	7 739	10	8	6	162	1 959	1 787
	C	36	170	3 121	1 613	1 508	-	-	-	41	370	327
TR213 Kırklareli	A	75	678	16 782	8 447	8 335	25	31	19	169	1 941	1 872
	B	43	506	13 773	6 875	6 898	23	30	16	129	1 573	1 540
	C	32	172	3 009	1 572	1 437	2	1	3	40	368	332
TR221 Balıkesir	A	266	2 641	61 633	31 111	30 522	116	118	81	633	7 100	6 582
	B	130	1 859	47 015	23 810	23 205	86	85	69	451	5 412	4 941
	C	136	782	14 618	7 301	7 317	30	33	12	182	1 688	1 641
TR222 Çanakkale	A	103	991	23 668	11 995	11 673	34	33	19	240	2 724	2 579
	B	51	670	17 414	8 783	8 631	29	26	18	161	1 997	1 847
	C	52	321	6 254	3 212	3 042	5	7	1	79	727	732
TR310 İzmir	A	571	8 493	230 338	116 320	114 018	462	577	338	2 030	25 486	24 013
	B	453	7 638	213 137	107 442	105 695	415	519	312	1 832	23 384	22 097
	C	118	855	17 201	8 878	8 323	47	58	26	198	2 102	1 916
TR321 Aydın	A	231	2 451	58 830	29 752	29 078	67	82	45	598	6 759	6 266
	B	119	1 681	43 400	21 960	21 440	55	69	39	421	5 053	4 632
	C	112	770	15 430	7 792	7 638	12	13	6	177	1 706	1 634
TR322 Denizli	A	243	2 460	59 763	30 332	29 431	34	39	23	616	7 078	6 498
	B	115	1 755	46 742	23 732	23 010	27	33	17	451	5 636	5 057
	C	128	705	13 021	6 600	6 421	7	6	6	165	1 442	1 441
TR323 Muğla	A	224	2 084	48 040	24 361	23 679	84	88	65	501	5 651	5 335
	B	84	1 023	26 486	13 315	13 171	38	44	38	254	2 925	2 794
	C	140	1 061	21 554	11 046	10 508	46	44	27	247	2 726	2 541
TR331 Manisa	A	336	3 354	82 384	41 929	40 455	137	206	89	805	9 669	9 049
	B	175	2 395	62 697	31 887	30 810	123	189	85	580	7 280	6 779
	C	161	959	19 687	10 042	9 645	14	17	4	225	2 389	2 270
TR332 Afyonkarahisar	A	264	1 937	46 380	23 710	22 670	11	14	7	483	5 452	5 183
	B	110	1 140	29 679	15 331	14 348	10	14	6	290	3 512	3 259
	C	154	797	16 701	8 379	8 322	1	-	1	193	1 940	1 924
TR333 Kütahya	A	164	1 388	31 706	16 127	15 579	31	24	18	350	3 889	3 483
	B	93	1 026	25 157	12 799	12 358	19	17	14	263	3 121	2 744
	C	71	362	6 549	3 328	3 221	12	7	4	87	768	739
TR334 Uşak	A	98	847	20 471	10 364	10 107	19	25	10	204	2 419	2 279
	B	50	624	16 284	8 264	8 020	19	25	10	153	1 973	1 813
	C	48	223	4 187	2 100	2 087	-	-	-	51	446	466
TR411 Bursa	A	505	6 388	173 188	88 000	85 188	260	358	227	1 568	20 108	18 951
	B	391	5 792	162 080	82 308	79 772	246	347	212	1 431	18 886	17 778
	C	114	596	11 108	5 692	5 416	14	11	15	137	1 222	1 173
TR412 Eskişehir	A	121	1 671	42 638	21 584	21 054	42	75	47	418	4 974	4 703
	B	104	1 588	41 323	20 903	20 420	42	75	47	398	4 819	4 551
	C	17	83	1 315	681	634	-	-	-	20	155	152
TR413 Bilecik	A	53	480	11 652	5 894	5 758	17	14	8	117	1 388	1 266
	B	40	416	10 552	5 344	5 208	17	14	8	101	1 270	1 140
	C	13	64	1 100	550	550	-	-	-	16	118	126
TR421 Kocaeli	A	288	4 019	114 522	57 746	56 776	101	147	98	989	13 202	12 208
	B	258	3 821	110 382	55 594	54 788	96	137	88	944	12 713	11 824
	C	30	198	4 140	2 152	1 988	5	10	10	45	489	384
TR422 Sakarya	A	247	2 352	62 539	31 396	31 143	39	20	34	572	7 266	6 735
	B	158	1 863	52 351	26 289	26 062	33	18	26	460	6 106	5 616
	C	89	489	10 188	5 107	5 081	6	2	8	112	1 160	1 119
TR423 Düzce	A	115	1 035	23 186	11 565	11 621	46	63	43	246	2 532	2 470
	B	63	730	17 190	8 556	8 634	41	55	40	176	1 901	1 873
	C	52	305	5 996	3 009	2 987	5	8	3	70	631	597

Not. Özel eğitime muhtaç öğrenciler için açılmış müstakil sınıflar yok ise; bu öğrenciler normal öğrenciler içinde gösterilmiştir.

2.6.b Number of schools, divisions and students in lower secondary schools by grade and settlement place according to Statistical Regions Level 3

[Beginning of the educational year 2013/14]

A. Total			B. Village			C. City			Açık Öğretim Ortaokulu Open Lower Secondary School		SR- Level 3
6. Sınıf - Grade 6			7. Sınıf - Grade 7			8. Sınıf - Grade 8			Erkek Males	Kadın Females	
Şube Division	Erkek Males	Kadın Females	Şube Division	Erkek Males	Kadın Females	Şube Division	Erkek Males	Kadın Females	Erkek Males	Kadın Females	
<b>46 323</b>	<b>642 496</b>	<b>627 227</b>	<b>47 278</b>	<b>688 298</b>	<b>650 137</b>	<b>46 993</b>	<b>672 688</b>	<b>630 562</b>	<b>109 113</b>	<b>189 035</b>	Turkey TR
<b>36 210</b>	<b>523 889</b>	<b>499 798</b>	<b>36 550</b>	<b>556 339</b>	<b>521 961</b>	<b>36 351</b>	<b>543 366</b>	<b>509 705</b>	<b>109 113</b>	<b>189 035</b>	A
<b>10 113</b>	<b>118 607</b>	<b>127 429</b>	<b>10 728</b>	<b>131 959</b>	<b>128 176</b>	<b>10 642</b>	<b>129 322</b>	<b>120 857</b>	-	-	C
<b>6 952</b>	<b>108 608</b>	<b>101 868</b>	<b>6 862</b>	<b>116 205</b>	<b>108 041</b>	<b>6 710</b>	<b>110 771</b>	<b>103 781</b>	<b>31 957</b>	<b>52 961</b>	İstanbul TR100
6 892	107 950	101 281	6 815	115 693	107 586	6 667	110 304	103 365	31 957	52 961	B
60	658	587	47	512	455	43	467	416	-	-	C
<b>448</b>	<b>6 250</b>	<b>5 696</b>	<b>457</b>	<b>6 555</b>	<b>6 030</b>	<b>437</b>	<b>6 334</b>	<b>6 023</b>	<b>1 368</b>	<b>2 075</b>	Tekirdağ TR211
321	4 694	4 302	324	4 787	4 470	312	4 656	4 460	1 368	2 075	B
127	1 556	1 394	133	1 768	1 560	125	1 678	1 563	-	-	C
<b>192</b>	<b>2 234</b>	<b>2 118</b>	<b>206</b>	<b>2 331</b>	<b>2 290</b>	<b>200</b>	<b>2 440</b>	<b>2 219</b>	<b>271</b>	<b>500</b>	Edirne TR212
151	1 841	1 789	162	1 934	1 868	156	1 987	1 789	271	500	B
41	393	329	44	397	422	44	453	430	-	-	C
<b>155</b>	<b>1 860</b>	<b>1 883</b>	<b>163</b>	<b>2 163</b>	<b>2 000</b>	<b>166</b>	<b>2 123</b>	<b>2 047</b>	<b>329</b>	<b>514</b>	Kırklareli TR213
115	1 528	1 560	119	1 720	1 618	120	1 695	1 650	329	514	B
40	332	323	44	443	382	46	428	397	-	-	C
<b>624</b>	<b>7 154</b>	<b>6 739</b>	<b>627</b>	<b>7 785</b>	<b>7 518</b>	<b>641</b>	<b>8 116</b>	<b>7 545</b>	<b>838</b>	<b>2 057</b>	Balıkesir TR221
443	5 498	5 033	434	5 929	5 555	445	6 048	5 550	838	2 057	B
181	1 656	1 706	193	1 856	1 963	196	2 068	1 995	-	-	C
<b>231</b>	<b>2 811</b>	<b>2 561</b>	<b>242</b>	<b>2 935</b>	<b>2 779</b>	<b>244</b>	<b>3 024</b>	<b>2 800</b>	<b>468</b>	<b>935</b>	Çanakkale TR222
155	2 030	1 862	161	2 083	2 001	164	2 179	1 968	468	935	B
76	781	699	81	852	778	80	845	832	-	-	C
<b>1 938</b>	<b>25 724</b>	<b>24 219</b>	<b>2 027</b>	<b>27 996</b>	<b>26 901</b>	<b>2 036</b>	<b>28 242</b>	<b>26 189</b>	<b>8 295</b>	<b>12 358</b>	İzmir TR310
1 743	23 702	22 249	1 824	25 670	24 654	1 824	25 872	24 025	8 295	12 358	B
195	2 022	1 970	203	2 326	2 247	212	2 370	2 164	-	-	C
<b>573</b>	<b>6 866</b>	<b>6 490</b>	<b>595</b>	<b>7 522</b>	<b>7 192</b>	<b>618</b>	<b>7 683</b>	<b>7 512</b>	<b>840</b>	<b>1 573</b>	Aydın TR321
389	5 036	4 686	398	5 417	5 119	418	5 545	5 391	840	1 573	B
184	1 830	1 804	197	2 105	2 073	200	2 138	2 121	-	-	C
<b>586</b>	<b>7 037</b>	<b>6 594</b>	<b>614</b>	<b>7 585</b>	<b>7 297</b>	<b>610</b>	<b>7 585</b>	<b>7 304</b>	<b>1 008</b>	<b>1 715</b>	Denizli TR322
419	5 537	5 129	430	5 812	5 555	428	5 706	5 537	1 008	1 715	B
167	1 500	1 465	184	1 773	1 742	182	1 879	1 767	-	-	C
<b>484</b>	<b>5 415</b>	<b>5 177</b>	<b>509</b>	<b>5 956</b>	<b>5 604</b>	<b>506</b>	<b>6 033</b>	<b>5 699</b>	<b>1 218</b>	<b>1 799</b>	Muğla TR323
241	2 908	2 716	245	3 053	2 907	245	3 167	2 917	1 218	1 799	B
243	2 507	2 461	264	2 903	2 697	261	2 866	2 782	-	-	C
<b>786</b>	<b>9 699</b>	<b>9 027</b>	<b>805</b>	<b>10 501</b>	<b>9 956</b>	<b>821</b>	<b>10 504</b>	<b>9 866</b>	<b>1 350</b>	<b>2 468</b>	Manisa TR331
557	7 397	6 777	558	7 846	7 414	577	7 825	7 287	1 350	2 468	B
229	2 302	2 250	247	2 655	2 542	244	2 679	2 579	-	-	C
<b>468</b>	<b>5 603</b>	<b>5 098</b>	<b>479</b>	<b>5 936</b>	<b>5 633</b>	<b>496</b>	<b>6 213</b>	<b>5 891</b>	<b>492</b>	<b>858</b>	Afyonkarahisar TR332
277	3 655	3 167	276	3 769	3 430	287	3 889	3 628	492	858	B
191	1 948	1 931	203	2 167	2 203	209	2 324	2 263	-	-	C
<b>330</b>	<b>3 728</b>	<b>3 380</b>	<b>339</b>	<b>4 073</b>	<b>3 869</b>	<b>338</b>	<b>4 054</b>	<b>3 768</b>	<b>359</b>	<b>1 061</b>	Kütahya TR333
249	2 982	2 656	248	3 179	2 979	247	3 141	2 904	359	1 061	B
81	746	724	91	894	890	91	913	864	-	-	C
<b>197</b>	<b>2 356</b>	<b>2 268</b>	<b>213</b>	<b>2 574</b>	<b>2 497</b>	<b>214</b>	<b>2 658</b>	<b>2 413</b>	<b>332</b>	<b>640</b>	Uşak TR334
145	1 887	1 807	154	1 999	1 911	153	2 048	1 839	332	640	B
52	469	461	59	575	586	61	610	574	-	-	C
<b>1 511</b>	<b>20 668</b>	<b>18 876</b>	<b>1 535</b>	<b>21 651</b>	<b>20 336</b>	<b>1 514</b>	<b>21 526</b>	<b>19 652</b>	<b>3 689</b>	<b>7 146</b>	Bursa TR411
1 374	19 388	17 655	1 381	20 097	18 815	1 360	19 901	18 166	3 689	7 146	B
137	1 280	1 221	154	1 554	1 521	154	1 625	1 486	-	-	C
<b>401</b>	<b>4 916</b>	<b>4 702</b>	<b>402</b>	<b>5 364</b>	<b>5 079</b>	<b>408</b>	<b>5 596</b>	<b>4 982</b>	<b>659</b>	<b>1 541</b>	Eskişehir TR412
381	4 774	4 550	380	5 165	4 903	387	5 411	4 828	659	1 541	B
20	142	152	22	199	176	21	185	154	-	-	C
<b>111</b>	<b>1 327</b>	<b>1 277</b>	<b>119</b>	<b>1 482</b>	<b>1 422</b>	<b>116</b>	<b>1 446</b>	<b>1 320</b>	<b>237</b>	<b>465</b>	Bilecik TR413
95	1 182	1 154	103	1 329	1 272	100	1 312	1 169	237	465	B
16	145	123	16	153	150	16	134	151	-	-	C
<b>960</b>	<b>13 327</b>	<b>12 340</b>	<b>1 007</b>	<b>14 628</b>	<b>13 680</b>	<b>962</b>	<b>13 700</b>	<b>12 715</b>	<b>2 742</b>	<b>5 735</b>	Kocaeli TR421
910	12 790	11 819	957	14 059	13 127	914	13 153	12 195	2 742	5 735	B
50	537	521	50	569	553	48	547	520	-	-	C
<b>580</b>	<b>7 464</b>	<b>6 984</b>	<b>593</b>	<b>8 116</b>	<b>7 404</b>	<b>568</b>	<b>7 494</b>	<b>7 145</b>	<b>1 036</b>	<b>2 841</b>	Sakarya TR422
464	6 280	5 827	464	6 746	6 003	442	6 103	5 749	1 036	2 841	B
116	1 184	1 157	129	1 370	1 401	126	1 391	1 396	-	-	C
<b>242</b>	<b>2 715</b>	<b>2 656</b>	<b>253</b>	<b>2 995</b>	<b>2 873</b>	<b>248</b>	<b>2 935</b>	<b>2 751</b>	<b>325</b>	<b>828</b>	Düzce TR423
170	2 021	1 940	174	2 151	2 034	169	2 103	1 919	325	828	B
72	694	716	79	844	839	79	832	832	-	-	C

Note. In cases where separate classes for students in need of special education is not available, figures for the said students are included in regular enrollment.

2.6.b İstatistikî Bölge Birimleri Sınıflaması 3. düzey, yerleşim yeri, sınıflara göre ortaokullarda, okul, şube ve öğrenci sayısı (devam)

[2013/'14 Öğretim yılı başı]

A. Toplam	B. Şehir	C. Köy													
		Toplam - Total						Özel Eğitim Special Education			5. Sınıf - Grade 5				
		Okul School	Şube Division	Öğrenci - Student			Şube Division	Erkek Males	Kadın Females	Şube Division	Erkek Males	Kadın Females			
Toplam Total	Erkek Males			Kadın Females											
<b>İBBS 3. Düzey</b>															
TR424 Bolu	A	71	671	15 569	7 692	7 877	58	62	40	155	1 712	1 717			
	B	54	562	13 597	6 701	6 896	50	54	37	131	1 496	1 481			
	C	17	109	1 972	991	981	8	8	3	24	216	236			
TR425 Yalova	A	58	550	13 047	6 580	6 467	16	21	10	132	1 510	1 431			
	B	34	417	10 564	5 283	5 281	13	16	10	99	1 172	1 126			
	C	24	133	2 483	1 297	1 186	3	5	-	33	338	305			
TR510 Ankara	A	655	11 415	313 457	157 730	155 727	465	521	311	2 750	36 521	34 454			
	B	593	11 036	305 882	153 859	152 023	461	517	310	2 658	35 564	33 574			
	C	62	379	7 575	3 871	3 704	4	4	1	92	957	880			
TR521 Konya	A	532	5 902	152 062	77 146	74 916	285	396	270	1 384	18 140	16 737			
	B	274	4 522	125 266	63 559	61 707	237	361	239	1 065	15 058	13 855			
	C	258	1 380	26 796	13 587	13 209	48	35	31	319	3 082	2 882			
TR522 Karaman	A	70	680	16 550	8 359	8 191	28	38	21	164	1 904	1 819			
	B	43	535	13 749	6 933	6 816	25	34	20	130	1 601	1 506			
	C	27	145	2 801	1 426	1 375	3	4	1	34	303	313			
TR611 Antalya	A	491	5 418	139 412	70 492	68 920	423	434	246	1 247	16 377	15 333			
	B	306	3 976	108 902	54 811	54 091	360	384	226	917	12 629	11 804			
	C	185	1 442	30 510	15 681	14 829	63	50	20	330	3 748	3 529			
TR612 Isparta	A	139	1 058	23 792	12 171	11 621	22	23	17	259	2 909	2 682			
	B	76	769	19 291	9 935	9 356	18	19	10	193	2 417	2 171			
	C	63	289	4 501	2 236	2 265	4	4	7	66	492	511			
TR613 Burdur	A	87	681	14 013	7 186	6 827	24	28	13	163	1 604	1 545			
	B	48	488	10 776	5 482	5 294	23	28	12	118	1 249	1 177			
	C	39	193	3 237	1 704	1 533	1	-	1	45	355	368			
TR621 Adana	A	363	5 500	162 058	81 878	80 180	115	158	92	1 356	19 086	18 340			
	B	264	4 941	149 863	75 668	74 195	115	158	92	1 225	17 685	16 963			
	C	99	559	12 195	6 210	5 985	-	-	-	131	1 401	1 377			
TR622 Mersin	A	369	4 708	122 209	61 983	60 226	157	194	145	1 112	14 119	13 769			
	B	216	3 788	103 940	52 598	51 342	140	181	139	890	11 815	11 540			
	C	153	920	18 269	9 385	8 884	17	13	6	222	2 304	2 229			
TR631 Hatay	A	435	4 278	119 849	60 447	59 402	76	78	62	1 089	14 718	14 211			
	B	150	2 244	68 509	34 503	34 006	54	57	48	573	8 272	7 940			
	C	285	2 034	51 340	25 944	25 396	22	21	14	516	6 446	6 271			
TR632 Kahramanmaraş	A	307	3 285	92 299	47 047	45 252	86	144	74	821	11 325	10 631			
	B	124	2 150	64 522	32 888	31 634	68	121	65	546	7 904	7 282			
	C	183	1 135	27 777	14 159	13 618	18	23	9	275	3 421	3 349			
TR633 Osmaniye	A	140	1 587	39 765	20 231	19 534	32	41	23	405	4 834	4 682			
	B	89	1 273	33 393	16 973	16 420	27	37	22	327	4 050	3 921			
	C	51	314	6 372	3 258	3 114	5	4	1	78	784	761			
TR711 Kırıkkale	A	69	798	17 670	8 911	8 759	48	51	41	185	1 965	1 894			
	B	51	714	16 363	8 249	8 114	48	51	41	164	1 797	1 748			
	C	18	84	1 307	662	645	-	-	-	21	168	146			
TR712 Aksaray	A	145	1 130	28 274	14 290	13 984	13	14	6	266	3 286	3 096			
	B	61	683	18 586	9 449	9 137	7	4	2	162	2 174	1 963			
	C	84	447	9 688	4 841	4 847	6	10	4	104	1 112	1 133			
TR713 Niğde	A	124	1 036	25 661	13 025	12 636	18	26	15	257	3 111	2 944			
	B	44	561	14 860	7 574	7 286	18	26	15	141	1 820	1 746			
	C	80	475	10 801	5 451	5 350	-	-	-	116	1 291	1 198			
TR714 Nevşehir	A	100	858	18 932	9 585	9 347	57	66	36	197	2 284	2 122			
	B	41	534	12 610	6 376	6 234	52	63	36	123	1 574	1 446			
	C	59	324	6 322	3 209	3 113	5	3	-	74	710	676			
TR715 Kırşehir	A	76	636	13 732	7 031	6 701	7	13	6	151	1 545	1 471			
	B	42	481	11 593	5 969	5 624	7	13	6	113	1 329	1 245			
	C	34	155	2 139	1 062	1 077	-	-	-	38	216	226			
TR721 Kayseri	A	278	3 442	95 370	48 135	47 235	78	111	68	867	11 233	10 510			
	B	191	3 018	87 794	44 310	43 484	78	111	68	765	10 351	9 656			
	C	87	424	7 576	3 825	3 751	-	-	-	102	882	854			
TR722 Sivas	A	211	1 834	42 580	21 416	21 164	70	73	54	445	5 102	4 739			
	B	119	1 377	34 380	17 258	17 122	70	73	54	336	4 102	3 811			
	C	92	457	8 200	4 158	4 042	-	-	-	109	1 000	928			
TR723 Yozgat	A	203	1 447	29 500	14 885	14 615	41	50	22	338	3 375	3 211			
	B	83	869	20 124	10 172	9 952	34	42	19	204	2 325	2 193			
	C	120	578	9 376	4 713	4 663	7	8	3	134	1 050	1 018			

Not. Özel eğitime muhtaç öğrenciler için açılmış müstakil sınıflar yok ise; bu öğrenciler normal öğrenciler içinde gösterilmiştir.

2.6.b Number of schools, divisions and students in lower secondary schools by grade and settlement place according to Statistical Regions Level 3 (continued)

[Beginning of the educational year 2013/'14]

A. Total			B. Village			C. City			Açık Öğretim Ortaokulu Open Lower Secondary School		SR- Level 3
6. Sınıf - Grade 6			7. Sınıf - Grade 7			8. Sınıf - Grade 8			Erkek Males	Kadın Females	
Şube Division	Erkek Males	Kadın Females	Şube Division	Erkek Males	Kadın Females	Şube Division	Erkek Males	Kadın Females	Erkek Males	Kadın Females	
<b>157</b>	<b>1 829</b>	<b>1 671</b>	<b>154</b>	<b>1 943</b>	<b>1 900</b>	<b>147</b>	<b>1 877</b>	<b>1 797</b>	<b>269</b>	<b>752 A</b>	Bolu TR424
131	1 602	1 436	126	1 677	1 636	124	1 603	1 554	269	752 B	
26	227	235	28	266	264	23	274	243	-	- C	
<b>134</b>	<b>1 549</b>	<b>1 411</b>	<b>136</b>	<b>1 670</b>	<b>1 531</b>	<b>132</b>	<b>1 598</b>	<b>1 499</b>	<b>232</b>	<b>585 A</b>	Yalova TR425
102	1 243	1 132	103	1 330	1 245	100	1 290	1 183	232	585 B	
32	306	279	33	340	286	32	308	316	-	- C	
<b>2 631</b>	<b>36 745</b>	<b>34 671</b>	<b>2 781</b>	<b>39 550</b>	<b>36 853</b>	<b>2 788</b>	<b>39 335</b>	<b>37 531</b>	<b>5 058</b>	<b>11 907 A</b>	Ankara TR510
2 540	35 816	33 787	2 689	38 543	35 922	2 688	38 361	36 523	5 058	11 907 B	
91	929	884	92	1 007	931	100	974	1 008	-	- C	
<b>1 349</b>	<b>17 731</b>	<b>16 722</b>	<b>1 430</b>	<b>19 161</b>	<b>18 211</b>	<b>1 454</b>	<b>19 232</b>	<b>18 553</b>	<b>2 486</b>	<b>4 423 A</b>	Konya TR521
1 029	14 758	13 768	1 084	15 508	14 660	1 107	15 388	14 762	2 486	4 423 B	
320	2 973	2 954	346	3 653	3 551	347	3 844	3 791	-	- C	
<b>158</b>	<b>1 944</b>	<b>1 766</b>	<b>162</b>	<b>2 121</b>	<b>2 000</b>	<b>168</b>	<b>2 141</b>	<b>2 186</b>	<b>211</b>	<b>399 A</b>	Karaman TR522
125	1 626	1 477	125	1 720	1 640	130	1 741	1 774	211	399 B	
33	318	289	37	401	360	38	400	412	-	- C	
<b>1 242</b>	<b>15 920</b>	<b>15 023</b>	<b>1 246</b>	<b>17 235</b>	<b>16 140</b>	<b>1 260</b>	<b>17 095</b>	<b>16 008</b>	<b>3 431</b>	<b>6 170 A</b>	Antalya TR611
909	12 302	11 518	891	13 008	12 214	899	13 057	12 159	3 431	6 170 B	
333	3 618	3 505	355	4 227	3 926	361	4 038	3 849	-	- C	
<b>258</b>	<b>2 848</b>	<b>2 598</b>	<b>263</b>	<b>2 969</b>	<b>2 739</b>	<b>256</b>	<b>3 004</b>	<b>2 883</b>	<b>418</b>	<b>702 A</b>	Isparta TR612
186	2 291	2 092	187	2 397	2 122	185	2 393	2 259	418	702 B	
72	557	506	76	572	617	71	611	624	-	- C	
<b>160</b>	<b>1 673</b>	<b>1 499</b>	<b>167</b>	<b>1 908</b>	<b>1 701</b>	<b>167</b>	<b>1 806</b>	<b>1 752</b>	<b>167</b>	<b>317 A</b>	Burdur TR613
115	1 257	1 183	117	1 445	1 271	115	1 336	1 334	167	317 B	
45	416	316	50	463	430	52	470	418	-	- C	
<b>1 345</b>	<b>19 234</b>	<b>18 542</b>	<b>1 361</b>	<b>21 029</b>	<b>19 969</b>	<b>1 323</b>	<b>20 122</b>	<b>19 100</b>	<b>2 249</b>	<b>4 137 A</b>	Adana TR621
1 211	17 890	17 174	1 213	19 280	18 253	1 177	18 406	17 576	2 249	4 137 B	
134	1 344	1 368	148	1 749	1 716	146	1 716	1 524	-	- C	
<b>1 110</b>	<b>14 605</b>	<b>13 532</b>	<b>1 160</b>	<b>15 746</b>	<b>14 581</b>	<b>1 169</b>	<b>15 724</b>	<b>14 827</b>	<b>1 595</b>	<b>3 372 A</b>	Mersin TR622
896	12 417	11 491	930	13 233	12 259	932	13 357	12 541	1 595	3 372 B	
214	2 188	2 041	230	2 513	2 322	237	2 367	2 286	-	- C	
<b>1 015</b>	<b>13 956</b>	<b>13 710</b>	<b>1 049</b>	<b>15 255</b>	<b>14 666</b>	<b>1 049</b>	<b>15 213</b>	<b>14 311</b>	<b>1 227</b>	<b>2 442 A</b>	Hatay TR631
536	7 985	7 749	541	8 496	8 020	540	8 466	7 807	1 227	2 442 B	
479	5 971	5 961	508	6 759	6 646	509	6 747	6 504	-	- C	
<b>791</b>	<b>11 088</b>	<b>10 643</b>	<b>801</b>	<b>11 867</b>	<b>11 168</b>	<b>786</b>	<b>11 320</b>	<b>10 662</b>	<b>1 303</b>	<b>2 074 A</b>	Kahramanmaraş TR632
521	7 671	7 331	512	8 202	7 581	503	7 687	7 301	1 303	2 074 B	
270	3 417	3 312	289	3 665	3 587	283	3 633	3 361	-	- C	
<b>375</b>	<b>4 831</b>	<b>4 561</b>	<b>386</b>	<b>5 040</b>	<b>4 819</b>	<b>389</b>	<b>5 035</b>	<b>4 647</b>	<b>450</b>	<b>802 A</b>	Osmaniye TR633
303	4 101	3 869	305	4 153	3 979	311	4 182	3 827	450	802 B	
72	730	692	81	887	840	78	853	820	-	- C	
<b>183</b>	<b>2 077</b>	<b>1 896</b>	<b>188</b>	<b>2 317</b>	<b>2 182</b>	<b>194</b>	<b>2 363</b>	<b>2 213</b>	<b>138</b>	<b>533 A</b>	Kırıkkale TR711
163	1 937	1 733	167	2 154	2 021	172	2 172	2 038	138	533 B	
20	140	163	21	163	161	22	191	175	-	- C	
<b>270</b>	<b>3 308</b>	<b>3 110</b>	<b>289</b>	<b>3 683</b>	<b>3 532</b>	<b>292</b>	<b>3 565</b>	<b>3 547</b>	<b>434</b>	<b>693 A</b>	Aksaray TR712
165	2 206	2 041	173	2 353	2 190	176	2 278	2 248	434	693 B	
105	1 102	1 069	116	1 330	1 342	116	1 287	1 299	-	- C	
<b>249</b>	<b>3 104</b>	<b>2 894</b>	<b>251</b>	<b>3 214</b>	<b>3 167</b>	<b>261</b>	<b>3 337</b>	<b>3 243</b>	<b>233</b>	<b>373 A</b>	Niğde TR713
136	1 857	1 698	129	1 750	1 701	137	1 888	1 753	233	373 B	
113	1 247	1 196	122	1 464	1 466	124	1 449	1 490	-	- C	
<b>190</b>	<b>2 247</b>	<b>2 069</b>	<b>201</b>	<b>2 352</b>	<b>2 341</b>	<b>213</b>	<b>2 470</b>	<b>2 431</b>	<b>166</b>	<b>348 A</b>	Neşşehir TR714
117	1 542	1 401	117	1 454	1 478	125	1 577	1 525	166	348 B	
73	705	668	84	898	863	88	893	906	-	- C	
<b>156</b>	<b>1 654</b>	<b>1 594</b>	<b>156</b>	<b>1 783</b>	<b>1 624</b>	<b>166</b>	<b>1 908</b>	<b>1 767</b>	<b>128</b>	<b>239 A</b>	Kırşehir TR715
118	1 400	1 326	117	1 509	1 330	126	1 590	1 478	128	239 B	
38	254	268	39	274	294	40	318	289	-	- C	
<b>831</b>	<b>11 114</b>	<b>10 342</b>	<b>836</b>	<b>12 168</b>	<b>11 427</b>	<b>830</b>	<b>11 832</b>	<b>11 422</b>	<b>1 677</b>	<b>3 466 A</b>	Kayseri TR721
729	10 223	9 463	727	11 154	10 439	719	10 794	10 392	1 677	3 466 B	
102	891	879	109	1 014	988	111	1 038	1 030	-	- C	
<b>435</b>	<b>5 024</b>	<b>4 817</b>	<b>438</b>	<b>5 320</b>	<b>5 226</b>	<b>446</b>	<b>5 501</b>	<b>5 259</b>	<b>396</b>	<b>1 069 A</b>	Sivas TR722
324	4 045	3 865	319	4 258	4 115	328	4 384	4 208	396	1 069 B	
111	979	952	119	1 062	1 111	118	1 117	1 051	-	- C	
<b>336</b>	<b>3 364</b>	<b>3 261</b>	<b>355</b>	<b>3 770</b>	<b>3 621</b>	<b>377</b>	<b>3 974</b>	<b>3 859</b>	<b>352</b>	<b>641 A</b>	Yozgat TR723
206	2 367	2 221	207	2 467	2 377	218	2 619	2 501	352	641 B	
130	997	1 040	148	1 303	1 244	159	1 355	1 358	-	- C	

Note: In cases where separate classes for students in need of special education is not available, figures for the said students are included in regular enrollment.

2.6.b İstatistikî Bölge Birimleri Sınıflaması 3. düzey, yerleşim yeri, sınıflara göre ortaokullarda, okul, şube ve öğrenci sayısı (devam)

[2013/'14 Öğretim yılı başı]

İBBS 3. Düzey	A. Toplam	B. Şehir		C. Köy			Özel Eğitim			5. Sınıf - Grade 5			
		Toplam - Total						Special Education			5. Sınıf - Grade 5		
		Okul School	Şube Division	Toplam Total	Erkek Males	Kadın Females	Şube Division	Erkek Males	Kadın Females	Şube Division	Erkek Males	Kadın Females	
TR811 Zonguldak	A	149	1 521	35 720	18 051	17 669	127	152	85	345	4 103	3 846	
	B	62	819	21 293	10 722	10 571	64	90	51	196	2 461	2 288	
	C	87	702	14 427	7 329	7 098	63	62	34	149	1 642	1 558	
TR812 Karabük	A	65	547	12 869	6 658	6 211	4	6	3	132	1 339	1 280	
	B	54	488	11 810	6 132	5 678	2	4	1	120	1 242	1 176	
	C	11	59	1 059	526	533	2	2	2	12	97	104	
TR813 Bartın	A	50	496	10 748	5 343	5 405	45	50	18	105	1 214	1 097	
	B	20	232	5 636	2 807	2 829	11	13	7	54	653	574	
	C	30	264	5 112	2 536	2 576	34	37	11	51	561	523	
TR821 Kastamonu	A	98	849	20 217	10 001	10 216	51	63	36	203	2 273	2 264	
	B	61	628	16 137	7 948	8 189	45	58	33	153	1 821	1 808	
	C	37	221	4 080	2 053	2 027	6	5	3	50	452	456	
TR822 Çankırı	A	49	406	9 624	4 903	4 721	16	30	6	102	1 097	1 106	
	B	39	366	8 953	4 557	4 396	16	30	6	92	1 033	1 021	
	C	10	40	671	346	325	-	-	-	10	64	85	
TR823 Sinop	A	55	513	11 561	5 772	5 789	38	58	36	118	1 318	1 247	
	B	39	401	9 256	4 633	4 623	30	48	32	94	1 066	994	
	C	16	112	2 305	1 139	1 166	8	10	4	24	252	253	
TR831 Samsun	A	300	3 363	86 129	43 229	42 900	74	106	66	800	9 865	9 183	
	B	149	2 390	64 943	32 559	32 384	68	102	62	581	7 551	6 893	
	C	151	973	21 186	10 670	10 516	6	4	4	219	2 314	2 290	
TR832 Tokat	A	198	1 658	40 118	20 300	19 818	4	4	3	420	4 711	4 445	
	B	93	1 122	30 026	15 250	14 776	4	4	3	290	3 532	3 308	
	C	105	536	10 092	5 050	5 042	-	-	-	130	1 179	1 137	
TR833 Çorum	A	148	1 483	34 718	17 147	17 571	59	87	51	355	4 003	3 772	
	B	79	1 145	28 696	14 137	14 559	59	87	51	273	3 288	3 074	
	C	69	338	6 022	3 010	3 012	-	-	-	82	715	698	
TR834 Amasya	A	94	919	20 317	10 210	10 107	18	32	21	219	2 263	2 242	
	B	66	738	16 648	8 358	8 290	18	32	21	177	1 856	1 824	
	C	28	181	3 669	1 852	1 817	-	-	-	42	407	418	
TR901 Trabzon	A	236	2 087	46 687	23 422	23 265	103	114	73	499	5 269	5 139	
	B	93	1 300	32 884	16 418	16 466	86	101	59	305	3 677	3 558	
	C	143	787	13 803	7 004	6 799	17	13	14	194	1 592	1 581	
TR902 Ordu	A	213	1 964	46 162	23 217	22 945	82	115	84	468	5 286	4 947	
	B	105	1 314	33 499	16 752	16 747	68	100	71	319	3 889	3 562	
	C	108	650	12 663	6 465	6 198	14	15	13	149	1 397	1 385	
TR903 Giresun	A	130	1 102	24 660	12 542	12 118	41	33	25	264	2 844	2 725	
	B	69	804	19 136	9 739	9 397	41	33	25	196	2 243	2 113	
	C	61	298	5 524	2 803	2 721	-	-	-	68	601	612	
TR904 Rize	A	100	974	20 775	10 282	10 493	61	71	50	240	2 254	2 230	
	B	55	750	17 119	8 382	8 737	57	68	48	187	1 862	1 841	
	C	45	224	3 656	1 900	1 756	4	3	2	53	392	389	
TR905 Artvin	A	65	487	9 443	4 730	4 713	28	39	17	114	1 086	1 043	
	B	32	331	6 980	3 473	3 507	28	39	17	77	810	770	
	C	33	156	2 463	1 257	1 206	-	-	-	37	276	273	
TR906 Gümüşhane	A	49	360	7 209	3 708	3 501	12	10	5	83	888	778	
	B	25	263	5 637	2 899	2 738	12	10	5	59	672	596	
	C	24	97	1 572	809	763	-	-	-	24	216	182	
TRA11 Erzurum	A	313	2 620	66 907	33 071	33 836	24	26	23	672	8 192	8 073	
	B	147	1 861	50 936	25 224	25 712	24	26	23	481	6 108	5 948	
	C	166	759	15 971	7 847	8 124	-	-	-	191	2 084	2 125	
TRA12 Erzincan	A	74	597	13 862	6 851	7 011	-	-	-	147	1 552	1 543	
	B	40	401	10 195	5 002	5 193	-	-	-	98	1 126	1 102	
	C	34	196	3 667	1 849	1 818	-	-	-	49	426	441	
TRA13 Bayburt	A	33	255	5 188	2 644	2 544	4	5	3	59	575	521	
	B	18	177	3 788	1 916	1 872	4	5	3	41	407	388	
	C	15	78	1 400	728	672	-	-	-	18	168	133	
TRA21 Ağrı	A	205	2 054	69 481	34 805	34 676	19	18	9	539	8 383	8 608	
	B	85	1 280	45 360	23 172	22 188	19	18	9	331	5 490	5 360	
	C	120	774	24 121	11 633	12 488	-	-	-	208	2 893	3 248	
TRA22 Kars	A	160	1 070	26 210	13 353	12 857	3	3	1	266	3 164	3 039	
	B	56	511	13 626	6 946	6 680	3	3	1	128	1 610	1 564	
	C	104	559	12 584	6 407	6 177	-	-	-	138	1 554	1 475	

Not. Özel eğitime muhtaç öğrenciler için açılmış müstakil sınıflar yok ise; bu öğrenciler normal öğrenciler içinde gösterilmiştir.

2.6.b Number of schools, divisions and students in lower secondary schools by grade and settlement place according to Statistical Regions Level 3 (continued)

[Beginning of the educational year 2013/'14]

A. Total			B. Village			C. City			Açık Öğretim Ortaokulu Open Lower Secondary School			SR- Level 3
6. Sınıf - Grade 6			7. Sınıf - Grade 7			8. Sınıf - Grade 8						
Şube Division	Erkek Males	Kadın Females	Şube Division	Erkek Males	Kadın Females	Şube Division	Erkek Males	Kadın Females	Erkek Males	Kadın Females		
<b>349</b>	<b>4 193</b>	<b>4 098</b>	<b>354</b>	<b>4 650</b>	<b>4 399</b>	<b>346</b>	<b>4 462</b>	<b>4 187</b>	<b>491</b>	<b>1 054</b>	<b>A</b>	Zonguldak TR811
195	2 531	2 410	183	2 612	2 414	181	2 537	2 354	491	1 054	B	
154	1 662	1 688	171	2 038	1 985	165	1 925	1 833	-	-	C	
<b>135</b>	<b>1 473</b>	<b>1 355</b>	<b>136</b>	<b>1 611</b>	<b>1 487</b>	<b>140</b>	<b>1 682</b>	<b>1 564</b>	<b>547</b>	<b>522</b>	<b>A</b>	Karabük TR812
121	1 344	1 207	121	1 480	1 354	124	1 515	1 418	547	522	B	
14	129	148	15	131	133	16	167	146	-	-	C	
<b>115</b>	<b>1 256</b>	<b>1 247</b>	<b>117</b>	<b>1 307</b>	<b>1 401</b>	<b>114</b>	<b>1 427</b>	<b>1 270</b>	<b>89</b>	<b>372</b>	<b>A</b>	Bartın TR813
57	667	626	55	656	685	55	729	565	89	372	B	
58	589	621	62	651	716	59	698	705	-	-	C	
<b>197</b>	<b>2 326</b>	<b>2 296</b>	<b>196</b>	<b>2 506</b>	<b>2 305</b>	<b>202</b>	<b>2 523</b>	<b>2 359</b>	<b>310</b>	<b>956</b>	<b>A</b>	Kastamonu TR821
144	1 856	1 800	140	1 970	1 778	146	1 933	1 814	310	956	B	
53	470	496	56	536	527	56	590	545	-	-	C	
<b>96</b>	<b>1 151</b>	<b>1 049</b>	<b>94</b>	<b>1 238</b>	<b>1 126</b>	<b>98</b>	<b>1 264</b>	<b>1 164</b>	<b>123</b>	<b>270</b>	<b>A</b>	Çankırı TR822
86	1 071	971	84	1 133	1 048	88	1 167	1 080	123	270	B	
10	80	78	10	105	78	10	97	84	-	-	C	
<b>118</b>	<b>1 346</b>	<b>1 304</b>	<b>119</b>	<b>1 430</b>	<b>1 374</b>	<b>120</b>	<b>1 444</b>	<b>1 385</b>	<b>176</b>	<b>443</b>	<b>A</b>	Sinop TR823
93	1 100	1 027	90	1 113	1 070	94	1 130	1 057	176	443	B	
25	246	277	29	317	304	26	314	328	-	-	C	
<b>804</b>	<b>9 937</b>	<b>9 520</b>	<b>833</b>	<b>10 951</b>	<b>10 317</b>	<b>852</b>	<b>11 121</b>	<b>10 677</b>	<b>1 249</b>	<b>3 137</b>	<b>A</b>	Samsun TR831
573	7 534	7 131	577	7 990	7 470	591	8 133	7 691	1 249	3 137	B	
231	2 403	2 389	256	2 961	2 847	261	2 988	2 986	-	-	C	
<b>399</b>	<b>4 720</b>	<b>4 406</b>	<b>418</b>	<b>5 283</b>	<b>4 949</b>	<b>417</b>	<b>5 141</b>	<b>4 938</b>	<b>441</b>	<b>1 077</b>	<b>A</b>	Tokat TR832
275	3 581	3 215	276	3 911	3 582	277	3 781	3 591	441	1 077	B	
124	1 139	1 191	142	1 372	1 367	140	1 360	1 347	-	-	C	
<b>354</b>	<b>4 068</b>	<b>3 907</b>	<b>362</b>	<b>4 351</b>	<b>4 276</b>	<b>353</b>	<b>4 219</b>	<b>4 159</b>	<b>419</b>	<b>1 406</b>	<b>A</b>	Çorum TR833
270	3 377	3 197	275	3 557	3 481	268	3 409	3 350	419	1 406	B	
84	691	710	87	794	795	85	810	809	-	-	C	
<b>214</b>	<b>2 318</b>	<b>2 175</b>	<b>232</b>	<b>2 576</b>	<b>2 578</b>	<b>236</b>	<b>2 796</b>	<b>2 469</b>	<b>225</b>	<b>622</b>	<b>A</b>	Amasya TR834
173	1 891	1 761	183	2 068	2 083	187	2 286	1 979	225	622	B	
41	427	414	49	508	495	49	510	490	-	-	C	
<b>484</b>	<b>5 305</b>	<b>5 156</b>	<b>496</b>	<b>6 041</b>	<b>5 716</b>	<b>505</b>	<b>6 207</b>	<b>5 924</b>	<b>486</b>	<b>1 257</b>	<b>A</b>	Trabzon TR901
301	3 771	3 598	303	4 159	3 946	305	4 224	4 048	486	1 257	B	
183	1 534	1 558	193	1 882	1 770	200	1 983	1 876	-	-	C	
<b>458</b>	<b>5 357</b>	<b>5 195</b>	<b>464</b>	<b>5 866</b>	<b>5 609</b>	<b>492</b>	<b>6 198</b>	<b>6 125</b>	<b>395</b>	<b>985</b>	<b>A</b>	Ordu TR902
308	3 848	3 788	298	4 090	4 003	321	4 430	4 338	395	985	B	
150	1 509	1 407	166	1 776	1 606	171	1 768	1 787	-	-	C	
<b>262</b>	<b>2 956</b>	<b>2 742</b>	<b>263</b>	<b>3 181</b>	<b>2 950</b>	<b>272</b>	<b>3 229</b>	<b>3 048</b>	<b>299</b>	<b>628</b>	<b>A</b>	Giresun TR903
192	2 273	2 102	185	2 413	2 239	190	2 478	2 290	299	628	B	
70	683	640	78	768	711	82	751	758	-	-	C	
<b>227</b>	<b>2 391</b>	<b>2 185</b>	<b>224</b>	<b>2 655</b>	<b>2 460</b>	<b>222</b>	<b>2 618</b>	<b>2 505</b>	<b>293</b>	<b>1 063</b>	<b>A</b>	Rize TR904
175	1 975	1 815	167	2 124	1 985	164	2 060	1 985	293	1 063	B	
52	416	370	57	531	475	58	558	520	-	-	C	
<b>112</b>	<b>1 083</b>	<b>1 017</b>	<b>111</b>	<b>1 161</b>	<b>1 127</b>	<b>122</b>	<b>1 262</b>	<b>1 171</b>	<b>99</b>	<b>338</b>	<b>A</b>	Artvin TR905
75	779	748	71	818	796	80	928	838	99	338	B	
37	304	269	40	343	331	42	334	333	-	-	C	
<b>84</b>	<b>832</b>	<b>742</b>	<b>88</b>	<b>960</b>	<b>878</b>	<b>93</b>	<b>953</b>	<b>938</b>	<b>65</b>	<b>160</b>	<b>A</b>	Gümüşhane TR906
61	663	584	64	734	672	67	755	721	65	160	B	
23	169	158	24	226	206	26	198	217	-	-	C	
<b>637</b>	<b>7 876</b>	<b>8 534</b>	<b>646</b>	<b>8 308</b>	<b>8 067</b>	<b>641</b>	<b>7 995</b>	<b>7 598</b>	<b>674</b>	<b>1 541</b>	<b>A</b>	Erzurum TRA11
451	6 028	6 507	455	6 293	5 930	450	6 095	5 763	674	1 541	B	
186	1 848	2 027	191	2 015	2 137	191	1 900	1 835	-	-	C	
<b>142</b>	<b>1 646</b>	<b>1 475</b>	<b>149</b>	<b>1 693</b>	<b>1 664</b>	<b>159</b>	<b>1 802</b>	<b>1 792</b>	<b>158</b>	<b>537</b>	<b>A</b>	Erzincan TRA12
96	1 194	1 069	100	1 231	1 213	107	1 293	1 272	158	537	B	
46	452	406	49	462	451	52	509	520	-	-	C	
<b>62</b>	<b>653</b>	<b>565</b>	<b>66</b>	<b>668</b>	<b>598</b>	<b>64</b>	<b>637</b>	<b>630</b>	<b>106</b>	<b>227</b>	<b>A</b>	Bayburt TRA13
42	464	389	45	476	411	45	458	454	106	227	B	
20	189	176	21	192	187	19	179	176	-	-	C	
<b>522</b>	<b>9 273</b>	<b>10 814</b>	<b>514</b>	<b>8 796</b>	<b>8 083</b>	<b>460</b>	<b>7 338</b>	<b>6 308</b>	<b>997</b>	<b>854</b>	<b>A</b>	Ağrı TRA21
327	6 113	6 773	312	5 646	4 884	291	4 908	4 308	997	854	B	
195	3 160	4 041	202	3 150	3 199	169	2 430	2 000	-	-	C	
<b>268</b>	<b>3 318</b>	<b>3 267</b>	<b>269</b>	<b>3 269</b>	<b>3 190</b>	<b>264</b>	<b>3 352</b>	<b>3 067</b>	<b>247</b>	<b>293</b>	<b>A</b>	Kars TRA22
129	1 767	1 737	126	1 620	1 563	125	1 699	1 522	247	293	B	
139	1 551	1 530	143	1 649	1 627	139	1 653	1 545	-	-	C	

Note. In cases where separate classes for students in need of special education is not available, figures for the said students are included in regular enrollment.

2.6.b İstatistikî Bölge Birimleri Sınıflaması 3. düzey, yerleşim yeri, sınıflara göre ortaokullarda, okul, şube ve öğrenci sayısı (devam)

[2013/'14 Öğretim yılı başı]

İBBS 3. Düzey	A. Toplam	B. Şehir	C. Köy	Toplam - Total								
				Öğrenci - Student			Özel Eğitim Special Education			5. Sınıf - Grade 5		
				Okul School	Şube Division	Toplam Total	Erkek Males	Kadın Females	Şube Division	Erkek Males	Kadın Females	Şube Division
TRA23 Iğdır	A	74	711	18 743	9 622	9 121	6	8	3	179	2 366	2 223
	B	31	402	11 268	5 764	5 504	2	4	1	102	1 420	1 279
	C	43	309	7 475	3 858	3 617	4	4	2	77	946	944
TRA24 Ardahan	A	58	347	7 511	3 870	3 641	4	3	4	84	918	870
	B	21	179	4 102	2 096	2 006	4	3	4	44	493	462
	C	37	168	3 409	1 774	1 635	-	-	-	40	425	408
TRB11 Malatya	A	226	2 170	55 972	28 473	27 499	10	35	34	547	6 657	6 092
	B	120	1 532	42 174	21 489	20 685	10	35	34	389	4 981	4 495
	C	106	638	13 798	6 984	6 814	-	-	-	158	1 676	1 597
TRB12 Elazığ	A	129	1 483	39 935	19 977	19 958	38	75	52	361	4 551	4 272
	B	79	1 171	32 862	16 498	16 364	36	73	50	286	3 707	3 477
	C	50	312	7 073	3 479	3 594	2	2	2	75	844	795
TRB13 Bingöl	A	89	824	22 645	11 193	11 452	22	25	7	196	2 427	2 517
	B	47	537	15 210	7 498	7 712	22	25	7	129	1 651	1 698
	C	42	287	7 435	3 695	3 740	-	-	-	67	776	819
TRB14 Tunceli	A	26	197	3 590	1 799	1 791	6	6	6	50	417	391
	B	17	154	2 949	1 476	1 473	6	6	6	39	351	325
	C	9	43	641	323	318	-	-	-	11	66	66
TRB21 Van	A	327	2 333	123 764	62 057	61 707	13	74	41	601	14 905	15 286
	B	184	1 275	76 074	38 563	37 511	11	72	40	329	9 056	9 038
	C	143	1 058	47 690	23 494	24 196	2	2	1	272	5 849	6 248
TRB22 Muş	A	191	1 615	50 665	25 225	25 440	6	11	6	425	6 301	6 723
	B	73	758	23 944	11 098	12 846	6	11	6	194	2 520	3 084
	C	118	857	26 721	14 127	12 594	-	-	-	231	3 781	3 639
TRB23 Bitlis	A	149	1 324	39 030	19 492	19 538	4	5	2	334	4 689	4 748
	B	83	830	24 300	13 236	11 064	4	5	2	207	3 104	2 556
	C	66	494	14 730	6 256	8 474	-	-	-	127	1 585	2 192
TRB24 Hakkari	A	81	940	26 937	13 163	13 774	13	9	2	239	3 309	3 268
	B	45	573	15 615	7 719	7 896	13	9	2	146	1 894	1 802
	C	36	367	11 322	5 444	5 878	-	-	-	93	1 415	1 466
TRC11 Gaziantep	A	310	5 210	168 638	85 404	83 234	103	179	106	1 312	20 537	19 573
	B	227	4 677	154 683	78 263	76 420	103	179	106	1 181	18 853	17 970
	C	83	533	13 955	7 141	6 814	-	-	-	131	1 684	1 603
TRC12 Adıyaman	A	221	2 005	52 593	26 730	25 863	51	74	42	487	6 345	5 879
	B	102	1 272	34 948	17 810	17 138	51	74	42	306	4 212	3 894
	C	119	733	17 645	8 920	8 725	-	-	-	181	2 133	1 985
TRC13 Kilis	A	38	359	10 622	5 191	5 431	-	-	-	91	1 294	1 252
	B	27	285	8 501	4 208	4 293	-	-	-	71	1 036	976
	C	11	74	2 121	983	1 138	-	-	-	20	258	276
TRC21 Şanlıurfa	A	491	5 725	208 375	104 884	103 491	99	148	91	1 509	25 597	26 015
	B	167	3 204	120 315	61 288	59 027	89	133	83	832	14 360	14 153
	C	324	2 521	88 060	43 596	44 464	10	15	8	677	11 237	11 862
TRC22 Diyarbakır	A	354	4 663	169 704	84 597	85 107	81	114	68	1 158	19 871	20 057
	B	174	3 228	121 807	61 470	60 337	81	114	68	793	14 220	14 001
	C	180	1 435	47 897	23 127	24 770	-	-	-	365	5 651	6 056
TRC31 Mardin	A	240	2 651	83 140	41 339	41 801	24	34	13	652	9 670	9 657
	B	110	1 650	53 816	27 083	26 733	24	34	13	409	6 327	6 062
	C	130	1 001	29 324	14 256	15 068	-	-	-	243	3 343	3 595
TRC32 Batman	A	174	1 906	62 552	31 460	31 092	15	16	8	489	7 472	7 226
	B	78	1 350	48 847	24 389	24 458	15	16	8	351	5 793	5 650
	C	96	556	13 705	7 071	6 634	-	-	-	138	1 679	1 576
TRC33 Şırnak	A	230	1 903	55 592	28 085	27 507	-	-	-	473	6 807	6 525
	B	69	997	34 221	17 439	16 782	-	-	-	252	4 054	3 900
	C	161	906	21 371	10 646	10 725	-	-	-	221	2 753	2 625
TRC34 Siirt	A	129	1 122	36 047	18 449	17 598	-	-	-	295	4 427	4 365
	B	57	681	23 024	11 958	11 066	-	-	-	183	2 763	2 745
	C	72	441	13 023	6 491	6 532	-	-	-	112	1 664	1 620

Not. Özel eğitime muhtaç öğrenciler için açılmış müstakil sınıflar yok ise; bu öğrenciler normal öğrenciler içinde gösterilmiştir.



2.6.b Number of schools, divisions and students in lower secondary schools by grade and settlement place according to Statistical Regions Level 3 (continued)

[Beginning of the educational year 2013/'14]

A. Total

B. Village

C. City

6. Sınıf - Grade 6			7. Sınıf - Grade 7			8. Sınıf - Grade 8			Açık Öğretim Ortaokulu Open Lower Secondary School		SR- Level 3
Şube Division	Erkek Males	Kadın Females	Şube Division	Erkek Males	Kadın Females	Şube Division	Erkek Males	Kadın Females	Erkek Males	Kadın Females	
<b>173</b>	<b>2 210</b>	<b>2 271</b>	<b>177</b>	<b>2 414</b>	<b>2 194</b>	<b>176</b>	<b>2 422</b>	<b>2 186</b>	<b>202</b>	<b>244</b>	<b>A</b>
100	1 317	1 379	99	1 419	1 304	99	1 402	1 297	202	244	B
73	893	892	78	995	890	77	1 020	889	-	-	C
<b>79</b>	<b>855</b>	<b>768</b>	<b>87</b>	<b>1 046</b>	<b>885</b>	<b>93</b>	<b>988</b>	<b>1 017</b>	<b>60</b>	<b>97</b>	<b>A</b>
40	455	412	44	566	472	47	519	559	60	97	B
39	400	356	43	480	413	46	469	458	-	-	C
<b>531</b>	<b>6 569</b>	<b>6 325</b>	<b>544</b>	<b>7 220</b>	<b>6 758</b>	<b>538</b>	<b>7 180</b>	<b>6 653</b>	<b>812</b>	<b>1 637</b>	<b>A</b>
379	4 972	4 626	380	5 362	4 979	374	5 327	4 914	812	1 637	B
152	1 597	1 699	164	1 858	1 779	164	1 853	1 739	-	-	C
<b>349</b>	<b>4 588</b>	<b>4 239</b>	<b>360</b>	<b>5 003</b>	<b>4 937</b>	<b>375</b>	<b>5 276</b>	<b>5 050</b>	<b>484</b>	<b>1 408</b>	<b>A</b>
271	3 765	3 404	282	4 133	3 912	296	4 336	4 113	484	1 408	B
78	823	835	78	870	1 025	79	940	937	-	-	C
<b>192</b>	<b>2 511</b>	<b>2 965</b>	<b>205</b>	<b>2 821</b>	<b>2 638</b>	<b>209</b>	<b>2 863</b>	<b>2 608</b>	<b>546</b>	<b>717</b>	<b>A</b>
127	1 696	1 817	130	1 797	1 744	129	1 783	1 729	546	717	B
65	815	1 148	75	1 024	894	80	1 080	879	-	-	C
<b>46</b>	<b>416</b>	<b>410</b>	<b>49</b>	<b>448</b>	<b>426</b>	<b>46</b>	<b>445</b>	<b>451</b>	<b>67</b>	<b>107</b>	<b>A</b>
36	350	336	38	353	337	35	349	362	67	107	B
10	66	74	11	95	89	11	96	89	-	-	C
<b>596</b>	<b>15 297</b>	<b>17 252</b>	<b>584</b>	<b>15 760</b>	<b>15 068</b>	<b>539</b>	<b>14 227</b>	<b>12 448</b>	<b>1 794</b>	<b>1 612</b>	<b>A</b>
328	9 284	9 830	313	9 668	9 104	294	8 689	7 887	1 794	1 612	B
268	6 013	7 422	271	6 092	5 964	245	5 538	4 561	-	-	C
<b>415</b>	<b>6 588</b>	<b>7 740</b>	<b>390</b>	<b>6 133</b>	<b>5 590</b>	<b>379</b>	<b>5 455</b>	<b>4 861</b>	<b>737</b>	<b>520</b>	<b>A</b>
197	2 702	3 971	182	2 620	2 779	179	2 508	2 486	737	520	B
218	3 886	3 769	208	3 513	2 811	200	2 947	2 375	-	-	C
<b>334</b>	<b>4 825</b>	<b>5 723</b>	<b>329</b>	<b>4 731</b>	<b>4 469</b>	<b>323</b>	<b>4 450</b>	<b>3 828</b>	<b>792</b>	<b>768</b>	<b>A</b>
206	3 229	2 888	207	3 110	2 536	206	2 996	2 314	792	768	B
128	1 596	2 835	122	1 621	1 933	117	1 454	1 514	-	-	C
<b>222</b>	<b>2 994</b>	<b>3 472</b>	<b>242</b>	<b>3 339</b>	<b>3 402</b>	<b>224</b>	<b>3 233</b>	<b>3 111</b>	<b>279</b>	<b>519</b>	<b>A</b>
136	1 804	1 763	142	1 902	1 963	136	1 831	1 847	279	519	B
86	1 190	1 709	100	1 437	1 439	88	1 402	1 264	-	-	C
<b>1 236</b>	<b>19 892</b>	<b>19 105</b>	<b>1 290</b>	<b>21 517</b>	<b>20 603</b>	<b>1 269</b>	<b>20 670</b>	<b>19 271</b>	<b>2 609</b>	<b>4 576</b>	<b>A</b>
1 112	18 200	17 426	1 149	19 585	18 756	1 132	18 837	17 586	2 609	4 576	B
124	1 692	1 679	141	1 932	1 847	137	1 833	1 685	-	-	C
<b>471</b>	<b>6 053</b>	<b>6 115</b>	<b>495</b>	<b>6 776</b>	<b>6 465</b>	<b>501</b>	<b>6 845</b>	<b>6 413</b>	<b>637</b>	<b>949</b>	<b>A</b>
300	4 048	4 040	304	4 376	4 072	311	4 463	4 141	637	949	B
171	2 005	2 075	191	2 400	2 393	190	2 382	2 272	-	-	C
<b>89</b>	<b>1 186</b>	<b>1 399</b>	<b>91</b>	<b>1 352</b>	<b>1 317</b>	<b>88</b>	<b>1 258</b>	<b>1 284</b>	<b>101</b>	<b>179</b>	<b>A</b>
72	968	1 055	72	1 098	1 064	70	1 005	1 019	101	179	B
17	218	344	19	254	253	18	253	265	-	-	C
<b>1 411</b>	<b>24 785</b>	<b>27 354</b>	<b>1 374</b>	<b>25 877</b>	<b>24 059</b>	<b>1 332</b>	<b>24 323</b>	<b>21 528</b>	<b>4 154</b>	<b>4 444</b>	<b>A</b>
781	13 899	14 051	759	14 898	13 515	743	13 844	12 781	4 154	4 444	B
630	10 886	13 303	615	10 979	10 544	589	10 479	8 747	-	-	C
<b>1 128</b>	<b>20 704</b>	<b>22 877</b>	<b>1 153</b>	<b>21 015</b>	<b>19 979</b>	<b>1 143</b>	<b>19 984</b>	<b>18 451</b>	<b>2 909</b>	<b>3 675</b>	<b>A</b>
766	14 961	15 180	798	15 053	14 069	790	14 213	13 344	2 909	3 675	B
362	5 743	7 697	355	5 962	5 910	353	5 771	5 107	-	-	C
<b>640</b>	<b>9 618</b>	<b>10 619</b>	<b>677</b>	<b>10 497</b>	<b>10 414</b>	<b>658</b>	<b>10 051</b>	<b>9 589</b>	<b>1 469</b>	<b>1 509</b>	<b>A</b>
399	6 226	6 568	416	6 656	6 531	402	6 371	6 050	1 469	1 509	B
241	3 392	4 051	261	3 841	3 883	256	3 680	3 539	-	-	C
<b>471</b>	<b>7 277</b>	<b>7 725</b>	<b>468</b>	<b>8 008</b>	<b>7 506</b>	<b>463</b>	<b>7 398</b>	<b>7 133</b>	<b>1 289</b>	<b>1 494</b>	<b>A</b>
339	5 608	6 025	325	6 093	5 753	320	5 590	5 528	1 289	1 494	B
132	1 669	1 700	143	1 915	1 753	143	1 808	1 605	-	-	C
<b>475</b>	<b>6 580</b>	<b>6 863</b>	<b>479</b>	<b>6 963</b>	<b>6 941</b>	<b>476</b>	<b>6 724</b>	<b>6 432</b>	<b>1 011</b>	<b>746</b>	<b>A</b>
251	4 082	4 060	251	4 245	4 212	243	4 047	3 864	1 011	746	B
224	2 498	2 803	228	2 718	2 729	233	2 677	2 568	-	-	C
<b>282</b>	<b>4 463</b>	<b>4 671</b>	<b>276</b>	<b>4 423</b>	<b>4 133</b>	<b>269</b>	<b>4 297</b>	<b>3 851</b>	<b>839</b>	<b>578</b>	<b>A</b>
173	2 880	2 798	163	2 782	2 578	162	2 694	2 367	839	578	B
109	1 583	1 873	113	1 641	1 555	107	1 603	1 484	-	-	C

Note. In cases where separate classes for students in need of special education is not available, figures for the said students are included in regular enrollment.

2.7.a İstatistik Bölge Birimleri Sınıflaması 3. düzey, yerleşim yeri ve doğum yıllarına göre ilkokullarda öğrenci sayısı

Number of students in primary schools by year of birth and settlement place according to Statistical Regions Level 3

[2013/14 Öğretim yılı başı - Beginning of the educational year 2013/14]

İBBS 3. Düzey	A. Toplam - Total	B. Şehir - City		C. Köy - Village		Doğum yılları - Year of birth												2002 ve Önceki Doğumlar Born in 2002 and Before							
						2008			2007			2006			2005					2004			2003		
						Toplam Total	Erkek Males	Kadın Females	Erkek Males	Kadın Females	Erkek Males	Kadın Females	Erkek Males	Kadın Females	Erkek Males	Kadın Females	Erkek Males			Kadın Females	Erkek Males	Kadın Females	Erkek Males	Kadın Females	
TR Türkiye	A	5 574 916	2 850 072	2 724 844	169 742	179 689	647 154	617 434	640 467	608 086	635 117	601 804	621 555	587 365	79 614	62 470	56 423	67 996							
	B	4 347 729	2 227 318	2 120 411	123 725	132 215	513 263	489 696	504 284	478 158	498 692	471 602	486 229	458 299	61 193	47 273	39 932	43 168							
	C	1 227 187	622 754	604 433	46 017	47 474	133 891	127 738	136 183	129 928	136 425	130 202	135 326	129 066	18 421	15 197	16 491	24 828							
TR100 İstanbul	A	953 786	488 813	464 973	30 010	31 563	114 284	108 374	109 316	103 805	109 430	102 862	107 654	101 065	10 265	7 929	7 854	9 375							
	B	941 908	482 635	459 273	29 680	31 252	112 888	107 023	107 935	102 521	108 070	101 597	106 210	99 802	10 113	7 825	7 739	9 253							
	C	11 878	6 178	5 700	330	311	1 396	1 351	1 381	1 284	1 360	1 265	1 444	1 263	152	104	115	122							
TR211 Tekirdağ	A	53 800	27 617	26 183	1 162	1 203	6 439	6 068	6 377	6 135	6 256	5 918	6 172	5 804	804	642	407	413							
	B	39 460	20 220	19 240	745	772	4 650	4 448	4 701	4 481	4 556	4 388	4 566	4 256	643	524	359	371							
	C	14 340	7 397	6 943	417	431	1 789	1 620	1 676	1 654	1 700	1 530	1 606	1 548	161	118	48	42							
TR212 Edirne	A	18 582	9 438	9 144	320	334	2 093	2 053	2 080	2 127	2 216	2 060	2 144	2 015	324	330	261	225							
	B	15 098	7 714	7 384	243	254	1 729	1 668	1 712	1 706	1 787	1 699	1 743	1 579	286	288	214	190							
	C	3 484	1 724	1 760	77	80	364	385	368	421	429	361	401	436	38	42	47	35							
TR213 Kırklareli	A	15 854	8 157	7 697	256	306	1 854	1 774	1 836	1 790	1 957	1 783	1 893	1 740	249	213	112	91							
	B	12 850	6 591	6 259	185	240	1 536	1 439	1 465	1 473	1 568	1 452	1 519	1 394	216	184	102	77							
	C	3 004	1 566	1 438	71	66	318	335	371	317	389	331	374	346	33	29	10	14							
TR221 Balıkesir	A	59 492	30 510	28 982	1 359	1 404	6 991	6 639	7 032	6 653	6 943	6 667	6 989	6 600	759	591	437	428							
	B	41 335	21 161	20 174	747	755	4 841	4 669	4 956	4 635	4 868	4 693	4 848	4 589	596	513	305	320							
	C	18 157	9 349	8 808	612	649	2 150	1 970	2 076	2 018	2 075	1 974	2 141	2 011	163	78	132	108							
TR222 Çanakkale	A	23 097	11 843	11 254	401	463	2 727	2 559	2 732	2 648	2 751	2 556	2 675	2 539	374	303	183	186							
	B	15 699	8 049	7 650	229	272	1 835	1 745	1 886	1 792	1 876	1 748	1 841	1 767	291	231	91	95							
	C	7 398	3 794	3 604	172	191	892	814	846	856	875	808	834	772	83	72	92	91							
TR310 İzmir	A	224 719	115 212	109 507	5 632	6 121	27 247	25 949	26 618	25 183	26 117	24 864	25 525	24 063	2 607	1 957	1 466	1 370							
	B	204 072	104 749	99 323	4 939	5 389	24 836	23 636	24 316	22 936	23 748	22 575	23 168	21 739	2 396	1 808	1 346	1 240							
	C	20 647	10 463	10 184	693	732	2 411	2 313	2 302	2 247	2 369	2 289	2 357	2 324	211	149	120	130							
TR321 Aydın	A	58 797	30 263	28 534	1 641	1 658	6 854	6 530	6 960	6 544	6 809	6 450	6 717	6 326	785	552	497	474							
	B	38 521	19 878	18 643	918	946	4 531	4 335	4 556	4 256	4 534	4 283	4 467	4 141	584	429	288	253							
	C	20 276	10 385	9 891	723	712	2 323	2 195	2 404	2 288	2 275	2 167	2 250	2 185	201	123	209	221							
TR322 Denizli	A	59 857	30 717	29 140	1 123	1 249	6 977	6 721	6 953	6 745	7 078	6 671	7 053	6 497	1 150	946	383	311							
	B	45 897	23 617	22 280	734	810	5 420	5 223	5 459	5 275	5 473	5 090	5 364	4 939	974	793	193	150							
	C	13 960	7 100	6 860	389	439	1 557	1 498	1 494	1 470	1 605	1 581	1 689	1 558	176	153	190	161							
TR323 Muğla	A	49 231	25 268	23 963	1 160	1 243	5 918	5 650	5 825	5 609	5 717	5 449	5 632	5 186	780	595	236	231							
	B	22 664	11 517	11 147	399	443	2 668	2 663	2 702	2 609	2 596	2 593	2 628	2 400	437	351	87	88							
	C	26 567	13 751	12 816	761	800	3 250	2 987	3 123	3 000	3 121	2 856	3 004	2 786	343	244	149	143							
TR331 Manisa	A	83 502	43 079	40 423	2 230	2 362	9 908	9 470	9 812	9 310	9 897	9 048	9 733	9 052	986	693	513	488							
	B	60 675	31 330	29 345	1 409	1 514	7 202	7 027	7 263	6 838	7 210	6 602	7 090	6 447	784	568	372	349							
	C	22 827	11 749	11 078	821	848	2 706	2 443	2 549	2 472	2 687	2 446	2 643	2 605	202	125	141	139							
TR332 Afyonkarahisar	A	49 176	25 079	24 097	1 523	1 704	5 527	5 214	5 536	5 413	5 681	5 353	5 584	5 331	616	502	612	580							
	B	28 161	14 452	13 709	673	747	3 228	2 998	3 309	3 142	3 307	3 109	3 256	3 093	384	321	295	299							
	C	21 015	10 627	10 388	850	957	2 299	2 216	2 227	2 271	2 374	2 244	2 328	2 238	232	181	317	281							
TR333 Kütahya	A	30 893	15 858	15 035	706	746	3 670	3 427	3 599	3 442	3 697	3 450	3 744	3 519	314	283	128	168							
	B	22 859	11 710	11 149	417	454	2 805	2 555	2 680	2 557	2 715	2 595	2 758	2 656	261	243	74	89							
	C	8 034	4 148	3 886	289	292	865	872	919	885	982	855	986	863	53	40	54	79							
TR334 Uşak	A	20 120	10 403	9 717	399	447	2 359	2 218	2 350	2 242	2 434	2 279	2 457	2 194	283	244	121	93							
	B	15 173	7 891	7 282	264	288	1 782	1 692	1 809	1 715	1 827	1 695	1 875	1 624	239	198	95	70							
	C	4 947	2 512	2 435	135	159	577	526	541	527	607	584	582	582	44	46	26	23							
TR411 Bursa	A	175 623	90 171	85 452	4 416	4 775	20 869	20 286	20 690	19 309	20 675	19 245	20 208	19 034	2 243	1 684	1 070	1 119							
	B	162 811	83 605	79 206	3 972	4 289	19 401	18 844	19 191	17 927	19 215	17 836	18 664	17 604	2 153	1 625	1 009	1 081							
	C	12 812	6 566	6 246	444	486	1 468	1 442	1 499	1 382	1 460	1 409	1 544	1 430	90	59	61	38							
TR412 Eskişehir	A	41 099	20 918	20 181	888	948	4 737	4 676	4 922	4 782	4 892	4 700	4 787	4 520	476	361	216	194							
	B	38 833	19 764	19 069	796	874	4 504	4 413	4 652	4 538	4 606	4 434	4 535	4 278	464	349	207	183							
	C	2 266	1 154	1 112	92	74	233	263	270	244	286	266	252	242	12	12	9	11							
TR413 Bilecik	A	11 262	5 809	5 453	240	266	1 305	1 238	1 315	1 296	1 374	1 243	1 379	1 263	151	102	45	45							
	B	9 910	5 124	4 786	198	208	1 142	1 089	1 154	1 146	1 234	1 100	1 210	1 102	144	99	42	42							
	C	1 352	685	667	42	58	163	149	161	150	140	143	169	161	7	3	3	3							
TR421 Kocaeli	A	114 648	58 774	55 874	3 371	3 526	14 101	13 435	13 566	12 756	13 471	12 648	12 834	12 300	971	659	460	550							
	B	106 336	54 510	51 826	3 059	3 231	13 126	12 543	12 603	11 826	12 500	11 736	11 918	11 397	893	601	411	492							
	C	8 312	4 264	4 048	312	295	975	892	963	930	971	912	916	903	78	58	49	58							
TR422 Sakarya	A	60 234	30 798	29 436	1 896	2 041	7 094	6 772	7 046	6 611	6 824	6 455	6 910	6 636	566	430	462	491							
	B																								

2.7.a İstatistik Bölge Birimleri Sınıflaması 3. düzey, yerleşim yeri ve doğum yıllarına göre ilkokullarda öğrenci sayısı (devam)

Number of students in primary schools by year of birth and settlement place according to Statistical Regions Level 3 (continued)

[2013/14 Öğretim yılı başı - Beginning of the educational year 2013/14]

İBBS 3. Düzey	A. Toplam-Total	B. Şehir-City	C. Köy-Village	Doğum yılları - Year of birth														2002 ve Önceki Doğumular Born in 2002 and Before		
				Toplam - Total			2008		2007		2006		2005		2004		2003		Erkek Males	Kadın Females
				Toplam Total	Erkek Males	Kadın Females	Erkek Males	Kadın Females	Erkek Males	Kadın Females	Erkek Males	Kadın Females	Erkek Males	Kadın Females	Erkek Males	Kadın Females	Erkek Males	Kadın Females		
TR424 Bolu	A	15 050	7 796	7 254	323	350	1 818	1 674	1 798	1 693	1 833	1 690	1 800	1 692	160	103	64	52		
	B	12 673	6 523	6 150	248	282	1 518	1 423	1 523	1 431	1 532	1 439	1 511	1 435	141	95	50	45		
	C	2 377	1 273	1 104	75	68	300	251	275	262	301	251	289	257	19	8	14	7		
TR425 Yalova	A	12 442	6 394	6 048	322	368	1 514	1 474	1 495	1 329	1 423	1 330	1 401	1 348	131	116	108	83		
	B	9 760	5 055	4 705	242	286	1 184	1 144	1 191	1 033	1 119	1 041	1 118	1 033	106	101	95	67		
	C	2 682	1 339	1 343	80	82	330	330	304	296	304	289	283	315	25	15	13	16		
TR510 Ankara	A	314 595	161 509	153 086	7 943	8 594	38 650	36 473	37 428	35 232	36 895	34 829	35 424	33 812	3 419	2 474	1 750	1 672		
	B	306 923	157 561	149 362	7 679	8 304	37 793	35 751	36 566	34 385	36 005	33 973	34 495	32 935	3 346	2 411	1 677	1 603		
	C	7 672	3 948	3 724	264	290	857	722	862	847	890	856	929	877	73	63	73	69		
TR521 Konya	A	159 287	81 408	77 879	4 595	5 059	18 291	17 810	18 366	17 325	18 380	17 615	18 057	17 045	2 162	1 469	1 557	1 556		
	B	126 497	64 845	61 652	3 366	3 794	14 854	14 275	14 760	13 930	14 746	14 013	14 404	13 534	1 764	1 194	951	912		
	C	32 790	16 563	16 227	1 229	1 265	3 437	3 535	3 606	3 395	3 634	3 602	3 653	3 511	398	275	606	644		
TR522 Karaman	A	16 308	8 319	7 989	341	408	1 895	1 859	1 910	1 780	1 976	1 919	1 859	1 746	244	198	94	79		
	B	12 049	6 162	5 887	196	257	1 439	1 377	1 415	1 345	1 455	1 408	1 368	1 270	213	168	76	62		
	C	4 259	2 157	2 102	145	151	456	482	495	435	521	511	491	476	31	30	18	17		
TR611 Antalya	A	143 937	74 002	69 935	3 012	3 424	17 060	16 128	17 206	16 415	16 517	15 709	16 443	15 239	2 675	1 885	1 089	1 135		
	B	107 581	55 368	52 213	1 933	2 229	12 738	12 087	12 959	12 334	12 380	11 692	12 398	11 493	2 168	1 526	792	852		
	C	36 356	18 634	17 722	1 079	1 195	4 322	4 041	4 247	4 081	4 137	4 017	4 045	3 746	507	359	297	283		
TR612 Isparta	A	24 905	12 877	12 028	467	503	2 851	2 729	2 874	2 645	2 915	2 712	2 823	2 657	470	357	477	425		
	B	18 341	9 501	8 840	281	294	2 154	2 098	2 177	1 981	2 233	2 039	2 095	2 012	364	273	197	143		
	C	6 564	3 376	3 188	186	209	697	631	697	664	682	673	728	645	106	84	280	282		
TR613 Burdur	A	13 952	7 165	6 787	154	217	1 484	1 369	1 605	1 606	1 693	1 611	1 681	1 524	411	337	137	123		
	B	10 042	5 224	4 818	78	114	1 093	981	1 193	1 129	1 227	1 149	1 197	1 080	343	281	93	84		
	C	3 910	1 941	1 969	76	103	391	388	412	477	466	462	484	444	68	56	44	39		
TR621 Adana	A	168 352	86 361	81 991	5 017	5 113	19 309	18 661	19 591	18 600	19 318	18 405	18 107	16 884	3 087	2 363	1 932	1 965		
	B	152 047	78 081	73 966	4 445	4 518	17 548	16 892	17 730	16 813	17 490	16 600	16 255	15 137	2 848	2 203	1 765	1 803		
	C	16 305	8 280	8 025	572	595	1 761	1 769	1 861	1 787	1 828	1 805	1 852	1 747	239	160	167	162		
TR622 Mersin	A	123 580	63 379	60 201	3 328	3 598	14 242	13 491	14 185	13 566	14 446	13 571	13 850	13 121	2 082	1 573	1 246	1 281		
	B	101 237	51 910	49 327	2 650	2 869	11 693	11 106	11 551	11 133	11 809	11 122	11 400	10 682	1 732	1 344	1 075	1 071		
	C	22 343	11 469	10 874	678	729	2 549	2 385	2 634	2 433	2 637	2 449	2 450	2 439	350	229	171	210		
TR631 Hatay	A	130 800	66 640	64 160	4 095	4 435	15 235	14 719	15 105	14 331	14 970	14 281	14 280	13 809	1 546	1 145	1 409	1 440		
	B	70 738	36 169	34 569	1 906	2 097	8 340	8 002	8 070	7 718	8 209	7 718	7 823	7 354	906	709	915	971		
	C	60 062	30 471	29 591	2 189	2 338	6 895	6 717	7 035	6 613	6 761	6 563	6 457	6 455	640	436	494	469		
TR632 Kahramanmaraş	A	97 148	50 236	46 912	2 746	2 933	11 617	10 629	11 220	10 571	11 052	10 253	10 660	10 179	1 834	1 298	1 107	1 049		
	B	64 157	33 154	31 003	1 695	1 750	7 841	7 238	7 534	7 081	7 255	6 753	7 008	6 755	1 191	855	630	571		
	C	32 991	17 082	15 909	1 051	1 183	3 776	3 391	3 686	3 490	3 797	3 500	3 652	3 424	643	443	477	478		
TR633 Osmaniye	A	43 027	22 143	20 884	846	930	4 744	4 598	4 921	4 797	4 867	4 586	4 724	4 373	1 469	1 116	572	484		
	B	35 135	18 046	17 089	667	747	3 855	3 773	4 018	3 928	3 958	3 732	3 826	3 520	1 214	961	508	428		
	C	7 892	4 097	3 795	179	183	889	825	903	869	909	854	898	853	255	155	64	56		
TR711 Kırkkale	A	16 199	8 092	8 107	343	459	1 903	1 861	1 879	1 797	1 803	1 830	1 803	1 819	218	178	143	163		
	B	14 602	7 244	7 358	293	402	1 701	1 709	1 697	1 631	1 623	1 655	1 606	1 643	193	171	131	147		
	C	1 597	848	749	50	57	202	152	182	166	180	175	197	176	25	7	12	16		
TR712 Aksaray	A	31 381	16 097	15 284	854	904	3 548	3 452	3 645	3 404	3 370	3 323	3 365	3 060	443	307	872	834		
	B	19 420	10 012	9 408	474	509	2 240	2 140	2 301	2 102	2 092	2 094	2 110	1 931	293	184	502	448		
	C	11 961	6 085	5 876	380	395	1 308	1 312	1 344	1 302	1 278	1 229	1 255	1 129	150	123	370	386		
TR713 Niğde	A	26 330	13 581	12 749	730	823	2 994	2 810	3 123	2 959	3 066	2 857	3 048	2 820	418	291	202	189		
	B	13 670	7 058	6 612	285	344	1 646	1 541	1 665	1 579	1 624	1 516	1 571	1 429	187	138	80	65		
	C	12 660	6 523	6 137	445	479	1 348	1 269	1 458	1 380	1 442	1 341	1 477	1 391	231	153	122	124		
TR714 Nevşehir	A	19 604	9 962	9 642	505	595	2 246	2 071	2 231	2 223	2 204	2 170	2 257	2 145	260	215	259	223		
	B	11 771	5 918	5 853	207	284	1 396	1 287	1 365	1 399	1 312	1 352	1 351	1 307	186	128	101	96		
	C	7 833	4 044	3 789	298	311	850	784	866	824	892	818	906	838	74	87	158	127		
TR715 Kırşehir	A	13 575	6 953	6 622	258	274	1 534	1 489	1 501	1 486	1 568	1 458	1 538	1 471	224	150	330	294		
	B	11 019	5 635	5 384	204	220	1 307	1 262	1 244	1 250	1 306	1 189	1 281	1 246	164	111	129	106		
	C	2 556	1 318	1 238	54	54	227	227	257	236	262	269	257	225	60	39	201	188		
TR721 Kayseri	A	99 875	51 090	48 785	2 675	2 814	11 926	11 426	11 923	11 313	11 653	11 068	11 144	10 785	1 235	857	534	522		
	B	90 028	46 061	43 967	2 288	2 405	10 805	10 326	10 779	10 262	10 505	10 017	10 085	9 706	1 125	778	474	473		
	C	9 847	5 029	4 818	387	409	1 121	1 100	1 144	1 051	1 148	1 051	1 059	1 079	110	79	60	49		
TR722 Sivas	A	43 119	21 990	21 129	1 405	1 515	4 941	4 783	4 886	4 595	4 948	4 651	4 704	4 615	457	369	649	601		
	B	32 027	16 390	15 637	997	1 061	3 801	3 650	3 741	3 475	3 675	3 488	3 551	3 456	331	249	294	258		
	C	11 092																		

2.7.a İstatistik Bölge Birimleri Sınıflaması 3. düzey, yerleşim yeri ve doğum yıllarına göre ilkokullarda öğrenci sayısı (devam)

Number of students in primary schools by year of birth and settlement place according to Statistical Regions Level 3 (continued)

[2013/14 Öğretim yılı başı - Beginning of the educational year 2013/14]

İBBS 3. Düzey	A. Toplam-Total	B. Şehir-City		C. Köy-Village												2002 ve Önceki Doğumular Born in 2002 and Before		
		Doğum yılları - Year of birth																
		Toplam - Total		2008		2007		2006		2005		2004		2003				
Toplam Total	Erkek Males	Kadın Females	Erkek Males	Kadın Females	Erkek Males	Kadın Females	Erkek Males	Kadın Females	Erkek Males	Kadın Females	Erkek Males	Kadın Females	Erkek Males	Kadın Females	Erkek Males	Kadın Females		
TR811 Zonguldak	A	34 562	17 676	16 886	1 033	1 123	4 153	4 077	4 009	3 715	3 987	3 839	4 033	3 789	326	213	135	130
	B	19 368	9 879	9 489	453	500	2 387	2 321	2 213	2 107	2 267	2 197	2 253	2 145	229	148	77	71
	C	15 194	7 797	7 397	580	623	1 766	1 756	1 796	1 608	1 720	1 642	1 780	1 644	97	65	58	59
TR812 Karabük	A	11 530	5 930	5 600	294	275	1 318	1 306	1 344	1 280	1 400	1 341	1 380	1 277	141	90	53	31
	B	10 321	5 285	5 036	254	242	1 187	1 181	1 207	1 151	1 259	1 206	1 235	1 169	112	73	31	14
	C	1 209	645	564	40	33	131	125	137	129	141	135	145	108	29	17	22	17
TR813 Bartın	A	9 839	5 091	4 748	283	311	1 137	1 154	1 169	1 075	1 151	1 037	1 244	1 086	79	62	28	23
	B	4 718	2 441	2 277	107	96	523	572	593	535	553	505	610	518	41	46	14	5
	C	5 121	2 650	2 471	176	215	614	582	576	540	598	532	634	568	38	16	14	18
TR821 Kastamonu	A	19 266	9 830	9 436	563	586	2 177	2 127	2 231	2 141	2 318	2 176	2 248	2 185	186	129	107	92
	B	14 623	7 465	7 158	422	436	1 668	1 637	1 724	1 620	1 752	1 647	1 685	1 657	141	102	73	59
	C	4 643	2 365	2 278	141	150	509	490	507	521	566	529	563	528	45	27	34	33
TR822 Çankırı	A	9 224	4 705	4 519	205	236	1 038	1 001	1 143	1 055	1 089	1 023	1 038	1 062	148	92	44	50
	B	8 034	4 115	3 919	156	189	910	875	999	914	967	899	911	923	138	75	34	44
	C	1 190	590	600	49	47	128	126	144	141	122	124	127	139	10	17	10	6
TR823 Sinop	A	10 607	5 438	5 169	275	281	1 151	1 171	1 210	1 162	1 240	1 192	1 351	1 189	131	91	80	83
	B	7 617	3 920	3 697	172	176	849	864	886	856	882	863	977	831	102	67	52	40
	C	2 990	1 518	1 472	103	105	302	307	324	306	358	329	374	358	29	24	28	43
TR831 Samsun	A	79 454	40 672	38 782	2 441	2 681	9 280	8 832	9 187	8 602	9 165	8 738	9 431	8 944	693	481	475	504
	B	55 874	28 827	27 047	1 505	1 675	6 728	6 396	6 651	6 071	6 511	6 061	6 627	6 192	484	343	321	309
	C	23 580	11 845	11 735	936	1 006	2 552	2 436	2 536	2 531	2 654	2 677	2 804	2 752	209	138	154	195
TR832 Tokat	A	36 987	18 907	18 080	1 006	1 035	4 188	3 960	4 213	4 011	4 415	4 228	4 245	4 196	583	423	257	227
	B	25 393	13 038	12 355	609	631	2 983	2 820	2 967	2 748	3 027	2 878	2 869	2 837	429	309	154	132
	C	11 594	5 869	5 725	397	404	1 205	1 140	1 246	1 263	1 388	1 350	1 376	1 359	154	114	103	95
TR833 Çorum	A	31 763	16 359	15 404	663	688	3 651	3 447	3 830	3 622	3 720	3 487	3 711	3 545	612	482	172	133
	B	24 831	12 801	12 030	475	467	2 905	2 707	3 010	2 867	2 902	2 705	2 866	2 780	514	411	129	93
	C	6 932	3 558	3 374	188	221	746	740	820	755	818	782	845	765	98	71	43	40
TR834 Amasya	A	18 349	9 512	8 837	397	439	2 222	2 042	2 085	2 070	2 272	2 029	2 253	2 036	200	134	83	87
	B	14 430	7 479	6 951	252	330	1 763	1 674	1 651	1 622	1 796	1 573	1 783	1 584	172	110	62	58
	C	3 919	2 033	1 886	145	109	459	368	434	448	476	456	470	452	28	24	21	29
TR901 Trabzon	A	44 803	22 857	21 946	1 261	1 316	5 289	4 992	5 116	4 894	5 157	4 974	5 170	5 075	447	307	417	388
	B	30 037	15 359	14 678	781	791	3 509	3 327	3 477	3 308	3 557	3 441	3 534	3 436	306	197	195	178
	C	14 766	7 498	7 268	480	525	1 780	1 665	1 639	1 586	1 600	1 533	1 636	1 639	141	110	222	210
TR902 Ordu	A	42 367	21 811	20 556	1 352	1 386	5 104	4 792	4 924	4 670	4 839	4 447	4 956	4 728	333	248	303	285
	B	29 716	15 344	14 372	860	865	3 723	3 450	3 459	3 345	3 398	3 111	3 458	3 245	238	166	208	190
	C	12 651	6 467	6 184	492	521	1 381	1 342	1 465	1 325	1 441	1 336	1 498	1 483	95	82	95	95
TR903 Giresun	A	22 351	11 377	10 974	614	671	2 548	2 501	2 544	2 479	2 586	2 461	2 704	2 576	186	127	195	159
	B	16 613	8 440	8 173	418	453	1 942	1 893	1 915	1 878	1 904	1 819	1 990	1 934	142	95	129	101
	C	5 738	2 937	2 801	196	218	606	608	629	601	682	642	714	642	44	32	66	58
TR904 Rize	A	18 662	9 532	9 130	531	586	2 193	2 068	2 245	2 124	2 107	2 086	2 233	2 069	138	110	85	87
	B	15 250	7 791	7 459	404	444	1 814	1 709	1 834	1 729	1 746	1 706	1 804	1 713	122	93	67	65
	C	3 412	1 741	1 671	127	142	379	359	411	395	361	380	429	356	16	17	18	22
TR905 Artvin	A	8 636	4 395	4 241	268	277	1 024	1 004	978	935	1 018	980	1 017	965	61	37	29	43
	B	6 470	3 319	3 151	169	183	794	749	758	710	759	726	772	731	47	27	20	25
	C	2 166	1 076	1 090	99	94	230	255	220	225	259	254	245	234	14	10	9	18
TR906 Gümüşhane	A	8 965	4 634	4 331	212	264	866	857	899	821	888	788	896	831	175	150	698	620
	B	5 512	2 868	2 644	122	145	577	568	619	547	595	496	566	538	100	64	289	286
	C	3 453	1 766	1 687	90	119	289	289	280	274	293	292	330	293	75	86	409	334
TRA11 Erzurum	A	65 611	33 110	32 501	2 299	2 473	7 210	6 821	7 154	6 836	7 290	7 046	7 541	7 343	952	824	664	1 158
	B	41 315	21 060	20 255	1 312	1 401	4 752	4 463	4 656	4 407	4 683	4 441	4 693	4 626	628	482	336	435
	C	24 296	12 050	12 246	987	1 072	2 458	2 358	2 498	2 429	2 607	2 605	2 848	2 717	324	342	328	723
TRA12 Erzincan	A	12 947	6 625	6 322	364	379	1 523	1 447	1 462	1 502	1 488	1 440	1 506	1 351	167	104	115	99
	B	8 837	4 514	4 323	202	234	1 065	997	1 012	1 031	1 011	1 008	1 047	926	112	70	65	57
	C	4 110	2 111	1 999	162	145	458	450	450	471	477	477	459	425	55	34	50	42
TRA13 Bayburt	A	5 012	2 550	2 462	147	180	588	545	591	550	553	562	590	568	43	26	38	31
	B	2 859	1 442	1 417	60	104	330	307	371	329	318	318	319	330	25	16	19	13
	C	2 153	1 108	1 045	87	76	258	238	220	221	235	244	271	238	18	10	19	18

2.7.a İstatistik Bölge Birimleri Sınıflaması 3. düzey, yerleşim yeri ve doğum yıllarına göre ilkokullarda öğrenci sayısı (devam)  
Number of students in primary schools by year of birth and settlement place according to Statistical Regions Level 3 (continued)

[2013/14 Öğretim yılı başı - Beginning of the educational year 2013/14]

İBBS 3. Düzey	A. Toplam-Total	B. Şehir-City	C. Köy-Village	Doğum yılları - Year of birth															
				Toplam - Total		2008		2007		2006		2005		2004		2003		2002 ve Önceki Doğumlar Born in 2002 and Before	
				Toplam Total	Erkek Males	Kadın Females	Erkek Males	Kadın Females	Erkek Males	Kadın Females	Erkek Males	Kadın Females	Erkek Males	Kadın Females	Erkek Males	Kadın Females	Erkek Males	Kadın Females	
TRA21 Ağrı	A	69 305	34 426	34 879	2 621	2 582	6 967	6 561	7 019	6 827	6 833	6 627	7 051	6 542	1 892	1 706	2 043	4 034	
	B	34 358	17 178	17 180	1 184	1 266	3 622	3 415	3 507	3 479	3 420	3 318	3 480	3 302	982	820	983	1 580	
	C	34 947	17 248	17 699	1 437	1 316	3 345	3 146	3 512	3 348	3 413	3 309	3 571	3 240	910	886	1 060	2 454	
TRA22 Kars	A	27 180	13 810	13 370	1 207	1 225	2 966	2 943	3 075	2 902	3 106	3 027	2 951	2 803	332	259	173	211	
	B	10 497	5 298	5 199	408	456	1 188	1 166	1 194	1 167	1 159	1 216	1 143	1 042	138	92	68	60	
	C	16 683	8 512	8 171	799	769	1 778	1 777	1 881	1 735	1 947	1 811	1 808	1 761	194	167	105	151	
TRA23 Iğdır	A	18 563	9 570	8 993	726	695	2 023	1 922	1 985	1 940	2 052	1 915	2 039	1 821	399	331	346	369	
	B	10 354	5 295	5 059	375	392	1 147	1 100	1 092	1 114	1 133	1 041	1 116	1 041	239	183	193	188	
	C	8 209	4 275	3 934	351	303	876	822	893	826	919	874	923	780	160	148	153	181	
TRA24 Ardahan	A	7 430	3 795	3 635	274	300	826	782	854	819	906	868	835	798	73	38	27	30	
	B	2 966	1 537	1 429	84	104	353	334	355	314	365	324	336	326	32	15	12	12	
	C	4 464	2 258	2 206	190	196	473	448	499	505	541	544	499	472	41	23	15	18	
TRB11 Malatya	A	55 524	28 299	27 225	1 684	1 958	6 334	6 191	6 406	6 173	6 595	6 253	6 376	5 958	626	449	278	243	
	B	39 615	20 194	19 421	1 132	1 319	4 549	4 478	4 660	4 446	4 652	4 438	4 554	4 271	443	310	204	159	
	C	15 909	8 105	7 804	552	639	1 785	1 713	1 746	1 727	1 943	1 815	1 822	1 687	183	139	74	84	
TRB12 Elazığ	A	40 375	20 710	19 665	1 592	1 666	4 605	4 447	4 688	4 270	4 486	4 315	4 646	4 323	386	289	307	355	
	B	31 682	16 317	15 365	1 210	1 273	3 653	3 547	3 723	3 342	3 528	3 387	3 671	3 344	303	232	229	240	
	C	8 693	4 393	4 300	382	393	952	900	965	928	958	928	975	979	83	57	78	115	
TRB13 Bingöl	A	22 801	11 630	11 171	838	934	2 661	2 431	2 464	2 372	2 615	2 511	2 574	2 439	243	202	235	282	
	B	13 055	6 703	6 352	435	485	1 620	1 462	1 503	1 376	1 460	1 480	1 415	1 320	142	112	128	117	
	C	9 746	4 927	4 819	403	449	1 041	969	961	996	1 155	1 031	1 159	1 119	101	90	107	165	
TRB14 Tunceli	A	3 337	1 740	1 597	76	85	405	359	436	387	382	373	392	353	31	23	18	17	
	B	2 819	1 457	1 362	55	68	340	311	375	332	313	318	333	297	26	20	15	16	
	C	518	283	235	21	17	65	48	61	55	69	55	59	56	5	3	3	1	
TRB21 Van	A	127 722	64 742	62 980	5 171	5 223	13 660	12 923	13 656	13 285	13 298	12 638	13 775	13 051	2 990	2 602	2 192	3 258	
	B	62 781	32 215	30 566	2 461	2 577	7 059	6 576	6 855	6 570	6 530	6 152	6 787	6 298	1 467	1 189	1 056	1 204	
	C	64 941	32 527	32 414	2 710	2 646	6 601	6 347	6 801	6 715	6 768	6 486	6 988	6 753	1 523	1 413	1 136	2 054	
TRB22 Muş	A	51 789	25 929	25 860	1 884	1 895	5 283	4 921	5 419	5 088	5 267	5 133	5 202	4 865	1 458	1 292	1 416	2 666	
	B	18 457	9 361	9 096	641	672	2 010	1 906	1 967	1 919	2 007	1 903	1 877	1 744	495	434	364	518	
	C	33 332	16 568	16 764	1 243	1 223	3 273	3 015	3 452	3 169	3 260	3 230	3 325	3 121	963	858	1 052	2 148	
TRB23 Bitlis	A	37 670	19 238	18 432	1 495	1 512	4 110	3 942	4 256	3 751	4 075	3 810	4 127	3 880	700	616	475	921	
	B	18 157	9 381	8 776	691	723	2 089	1 992	2 129	1 874	2 023	1 846	1 955	1 804	312	265	182	272	
	C	19 513	9 857	9 656	804	789	2 021	1 950	2 127	1 877	2 052	1 964	2 172	2 076	388	351	293	649	
TRB24 Hakkari	A	30 422	15 519	14 903	1 214	1 098	3 211	3 042	3 286	3 274	3 491	3 247	3 225	3 165	708	640	384	437	
	B	15 976	8 203	7 773	632	602	1 717	1 609	1 751	1 703	1 793	1 689	1 692	1 610	390	336	228	224	
	C	14 446	7 316	7 130	582	496	1 494	1 433	1 535	1 571	1 698	1 558	1 533	1 555	318	304	156	213	
TRC11 Gaziantep	A	189 393	96 458	92 935	6 303	6 924	22 296	21 548	21 634	20 555	21 379	20 236	19 817	19 263	2 592	1 942	2 437	2 467	
	B	170 756	86 883	83 873	5 554	6 074	20 223	19 641	19 423	18 501	19 261	18 259	17 794	17 348	2 355	1 802	2 273	2 248	
	C	18 637	9 575	9 062	749	850	2 073	1 907	2 211	2 054	2 118	1 977	2 023	1 915	237	140	164	219	
TRC12 Adıyaman	A	52 908	26 993	25 915	1 716	1 827	5 918	5 953	6 169	5 865	6 232	5 845	5 728	5 473	768	560	462	392	
	B	33 747	17 209	16 538	1 009	1 058	3 870	3 918	3 950	3 783	3 951	3 729	3 635	3 437	487	356	307	257	
	C	19 161	9 784	9 377	707	769	2 048	2 035	2 219	2 082	2 281	2 116	2 093	2 036	281	204	155	135	
TRC13 Kilis	A	11 457	5 889	5 568	352	384	1 313	1 268	1 414	1 265	1 319	1 283	1 257	1 158	145	94	89	116	
	B	8 433	4 320	4 113	224	273	975	944	1 055	936	969	952	924	841	104	73	69	94	
	C	3 024	1 569	1 455	128	111	338	324	359	329	350	331	333	317	41	21	20	22	
TRC21 Şanlıurfa	A	235 116	118 471	116 645	10 698	10 879	25 594	24 485	25 815	24 421	24 350	23 368	23 212	21 665	4 644	4 315	4 158	7 512	
	B	127 209	64 640	62 569	6 031	6 194	14 086	13 394	13 986	13 358	13 199	12 655	12 632	11 699	2 412	2 156	2 294	3 113	
	C	107 907	53 831	54 076	4 667	4 685	11 508	11 091	11 829	11 063	11 151	10 713	10 580	9 966	2 232	2 159	1 864	4 399	
TRC22 Diyarbakır	A	174 605	88 682	85 923	6 754	7 065	19 474	18 571	19 300	18 160	19 028	18 175	18 656	17 747	2 898	2 536	2 572	3 669	
	B	118 876	60 599	58 277	4 476	4 703	13 618	12 916	13 240	12 598	13 046	12 400	12 508	11 865	1 976	1 749	1 735	2 046	
	C	55 729	28 083	27 646	2 278	2 362	5 856	5 655	6 060	5 562	5 982	5 775	6 148	5 882	922	787	837	1 623	
TRC31 Mardin	A	88 723	44 879	43 844	3 643	3 827	9 509	9 111	9 776	9 282	9 780	9 565	9 486	9 182	1 335	1 136	1 350	1 741	
	B	51 535	26 109	25 426	2 049	2 162	5 667	5 441	5 734	5 405	5 580	5 539	5 494	5 288	766	687	819	904	
	C	37 188	18 770	18 418	1 594	1 665	3 842	3 670	4 042	3 877	4 200	4 026	3 992	3 894	569	449	531	837	
TRC32 Batman	A	64 414	32 920	31 494	2 704	2 743	7 115	6 737	7 008	6 845	7 168	6 787	6 786	6 317	1 217	1 013	922	1 052	
	B	46 989	23 968	23 021	1 884	1 930	5 315	5 017	5 026	5 028	5 230	4 991	4 915	4 617	944	724	654	714	
	C	17 425	8 952	8 473	820	813	1 800	1 720	1 982	1 817	1 938	1 796	1 871	1 700	273	289	268	338	
TRC33 Şırnak	A	64 838	33 279	31 559	3 032	2 882	6 994	6 661	7 486	7 051	6 629	6 293	6 630	6 199	1 437	1 138	1 071	1 335	
	B	38 383	19 793	18 590	1 698	1 676	4 224	4 024	4 489	4 175	3 886	3 692	3 887	3 531	939	743	670	749	
	C	26 455	13 486	12 969	1 334														

2.7.b İstatistiki Bölge Birimleri Sınıflaması 3. düzey, yerleşim yeri ve doğum yıllarına göre ortaokullarda öğrenci sayısı

[2013/'14 Öğretim yılı başı]

A. Toplam		B. Şehir			C. Köy							
		Toplam - Total			2004		2003		2002		2001	
		Toplam	Erkek	Kadın	Erkek	Kadın	Erkek	Kadın	Erkek	Kadın	Erkek	Kadın
		Total	Males	Females	Males	Females	Males	Females	Males	Females	Males	Females
<b>İBBS 3. Düzey</b>												
TR Türkiye	A	5 478 399	2 762 595	2 715 804	3 109	4 456	533 744	517 564	607 591	574 208	656 896	620 280
	B	4 481 573	2 262 059	2 219 514	1 790	2 473	436 780	421 788	496 804	466 854	535 327	503 236
	C	996 826	500 536	496 290	1 319	1 983	96 964	95 776	110 787	107 354	121 569	117 044
TR100 İstanbul	A	948 868	477 969	470 899	245	353	95 063	91 727	104 058	97 031	111 270	104 000
	B	944 470	475 646	468 824	241	347	94 446	91 164	103 415	96 464	110 759	103 537
	C	4 398	2 323	2 075	4	6	617	563	643	567	511	463
TR211 Tekirdağ	A	52 490	26 911	25 579	11	8	5 286	4 894	6 015	5 514	6 368	5 897
	B	39 920	20 300	19 620	7	6	3 898	3 617	4 477	4 108	4 666	4 375
	C	12 570	6 611	5 959	4	2	1 388	1 277	1 538	1 406	1 702	1 522
TR212 Edirne	A	18 860	9 613	9 247	3	1	1 759	1 630	2 006	1 932	2 299	2 209
	B	15 739	8 000	7 739	3	1	1 445	1 341	1 627	1 618	1 915	1 787
	C	3 121	1 613	1 508	-	-	314	289	379	314	384	422
TR213 Kırklareli	A	16 782	8 447	8 335	11	6	1 595	1 583	1 804	1 812	2 097	1 914
	B	13 773	6 875	6 898	11	6	1 270	1 285	1 479	1 486	1 654	1 537
	C	3 009	1 572	1 437	-	-	325	298	325	326	443	377
TR221 Balıkesir	A	61 633	31 111	30 522	12	18	6 206	5 822	6 908	6 571	7 676	7 470
	B	47 015	23 810	23 205	9	15	4 703	4 343	5 268	4 885	5 917	5 514
	C	14 618	7 301	7 317	3	3	1 503	1 479	1 640	1 686	1 759	1 956
TR222 Çanakkale	A	23 668	11 995	11 673	3	11	2 275	2 218	2 679	2 457	2 894	2 735
	B	17 414	8 783	8 631	2	7	1 649	1 566	1 936	1 776	2 061	1 954
	C	6 254	3 212	3 042	1	4	626	652	743	681	833	781
TR310 İzmir	A	230 338	116 320	114 018	79	64	22 187	21 469	24 716	23 202	27 174	26 023
	B	213 137	107 442	105 695	64	57	20 317	19 754	22 757	21 320	24 965	23 909
	C	17 201	8 878	8 323	15	7	1 870	1 715	1 959	1 882	2 209	2 114
TR321 Aydın	A	58 830	29 752	29 078	11	19	5 759	5 525	6 559	6 277	7 396	6 999
	B	43 400	21 960	21 440	9	13	4 303	4 055	4 816	4 566	5 378	5 013
	C	15 430	7 792	7 638	2	6	1 456	1 470	1 743	1 711	2 018	1 986
TR322 Denizli	A	59 763	30 332	29 431	10	10	5 575	5 295	6 855	6 504	7 475	7 257
	B	46 742	23 732	23 010	6	6	4 350	4 032	5 372	5 044	5 735	5 545
	C	13 021	6 600	6 421	4	4	1 225	1 263	1 483	1 460	1 740	1 712
TR323 Muğla	A	48 040	24 361	23 679	12	16	4 666	4 629	5 334	5 171	5 937	5 554
	B	26 486	13 315	13 171	9	7	2 356	2 340	2 852	2 744	3 083	2 866
	C	21 554	11 046	10 508	3	9	2 310	2 289	2 482	2 427	2 854	2 688
TR331 Manisa	A	82 384	41 929	40 455	26	36	8 454	7 989	9 378	8 880	10 482	9 797
	B	62 697	31 887	30 810	20	28	6 291	5 914	7 127	6 615	7 877	7 292
	C	19 687	10 042	9 645	6	8	2 163	2 075	2 251	2 265	2 605	2 505
TR332 Afyonkarahisar	A	46 380	23 710	22 670	20	19	4 649	4 570	5 445	5 007	5 797	5 548
	B	29 679	15 331	14 348	16	10	2 964	2 859	3 545	3 124	3 706	3 396
	C	16 701	8 379	8 322	4	9	1 685	1 711	1 900	1 883	2 091	2 152
TR333 Kütahya	A	31 706	16 127	15 579	6	5	3 363	3 109	3 668	3 307	4 037	3 870
	B	25 157	12 799	12 358	5	4	2 650	2 389	2 915	2 593	3 170	2 985
	C	6 549	3 328	3 221	1	1	713	720	753	714	867	885
TR334 Uşak	A	20 471	10 364	10 107	2	5	2 018	1 960	2 319	2 233	2 545	2 475
	B	16 284	8 264	8 020	2	5	1 619	1 528	1 855	1 755	1 979	1 907
	C	4 187	2 100	2 087	-	-	399	432	464	478	566	568
TR411 Bursa	A	173 188	88 000	85 188	48	49	17 314	16 572	19 661	18 211	21 527	20 016
	B	162 080	82 308	79 772	42	40	16 214	15 471	18 416	17 014	19 961	18 465
	C	11 108	5 692	5 416	6	9	1 100	1 101	1 245	1 197	1 566	1 551
TR412 Eskişehir	A	42 638	21 584	21 054	1	5	4 319	4 154	4 746	4 588	5 226	5 049
	B	41 323	20 903	20 420	1	3	4 176	4 018	4 611	4 433	5 044	4 882
	C	1 315	681	634	-	2	143	136	135	155	182	167
TR413 Bilecik	A	11 652	5 894	5 758	2	2	1 188	1 126	1 306	1 272	1 476	1 382
	B	10 552	5 344	5 208	2	2	1 077	1 007	1 167	1 145	1 328	1 241
	C	1 100	550	550	-	-	111	119	139	127	148	141
TR421 Kocaeli	A	114 522	57 746	56 776	28	36	11 861	11 190	13 035	12 113	14 354	13 479
	B	110 382	55 594	54 788	27	33	11 421	10 827	12 502	11 632	13 780	12 916
	C	4 140	2 152	1 988	1	3	440	363	533	481	574	563
TR422 Sakarya	A	62 539	31 396	31 143	20	32	6 478	6 152	7 241	6 887	8 099	7 417
	B	52 351	26 289	26 062	13	23	5 408	5 101	6 082	5 717	6 726	6 025
	C	10 188	5 107	5 081	7	9	1 070	1 051	1 159	1 170	1 373	1 392
TR423 Düzce	A	23 186	11 565	11 621	11	14	2 297	2 280	2 654	2 607	2 959	2 879
	B	17 190	8 556	8 634	9	9	1 719	1 723	1 979	1 890	2 118	2 052
	C	5 996	3 009	2 987	2	5	578	557	675	717	841	827

2.7.b Number of students in lower secondary schools by year of birth and settlement place according to Statistical Regions Level 3

[Beginning of the educational year 2013/14]

A. Total		B. City		C. Village		Year of birth		Açık Öğretim Ortaokulu (14 yaş ve üzeri) Open Lower Secondary School (At least 14)		SR- Level 3	
2000	1999	1998	1997	Erkek Males	Kadın Females	Erkek Males	Kadın Females	Erkek Males	Kadın Females		
<b>646 001</b>	<b>602 844</b>	<b>139 152</b>	<b>120 942</b>	<b>37 755</b>	<b>44 953</b>	<b>29 234</b>	<b>41 522</b>	<b>109 113</b>	<b>189 035</b>	<b>A</b>	Turkey TR
<b>528 173</b>	<b>492 552</b>	<b>107 134</b>	<b>89 222</b>	<b>26 866</b>	<b>28 791</b>	<b>20 072</b>	<b>25 563</b>	<b>109 113</b>	<b>189 035</b>	<b>B</b>	
<b>117 828</b>	<b>110 292</b>	<b>32 018</b>	<b>31 720</b>	<b>10 889</b>	<b>16 162</b>	<b>9 162</b>	<b>15 959</b>	-	-	<b>C</b>	
<b>108 935</b>	<b>101 277</b>	<b>17 979</b>	<b>14 227</b>	<b>4 638</b>	<b>4 693</b>	<b>3 824</b>	<b>4 630</b>	<b>31 957</b>	<b>52 961</b>	<b>A</b>	İstanbul TR100
108 456	100 869	17 930	14 186	4 626	4 679	3 816	4 617	31 957	52 961	B	
479	408	49	41	12	14	8	13	-	-	C	
<b>6 273</b>	<b>5 873</b>	<b>1 161</b>	<b>926</b>	<b>261</b>	<b>218</b>	<b>168</b>	<b>174</b>	<b>1 368</b>	<b>2 075</b>	<b>A</b>	Tekirdağ TR211
4 620	4 399	897	715	223	178	144	147	1 368	2 075	B	
1 653	1 474	264	211	38	40	24	27	-	-	C	
<b>2 432</b>	<b>2 184</b>	<b>532</b>	<b>459</b>	<b>161</b>	<b>163</b>	<b>150</b>	<b>169</b>	<b>271</b>	<b>500</b>	<b>A</b>	Edirne TR212
1 980	1 788	475	400	143	147	141	157	271	500	B	
452	396	57	59	18	16	9	12	-	-	C	
<b>2 121</b>	<b>2 110</b>	<b>374</b>	<b>273</b>	<b>57</b>	<b>66</b>	<b>59</b>	<b>57</b>	<b>329</b>	<b>514</b>	<b>A</b>	Kırklareli TR213
1 717	1 733	316	221	48	60	51	56	329	514	B	
404	377	58	52	9	6	8	1	-	-	C	
<b>7 995</b>	<b>7 381</b>	<b>1 128</b>	<b>893</b>	<b>184</b>	<b>170</b>	<b>164</b>	<b>140</b>	<b>838</b>	<b>2 057</b>	<b>A</b>	Balıkesir TR221
5 940	5 479	876	700	139	121	120	91	838	2 057	B	
2 055	1 902	252	193	45	49	44	49	-	-	C	
<b>3 042</b>	<b>2 790</b>	<b>466</b>	<b>398</b>	<b>85</b>	<b>69</b>	<b>83</b>	<b>60</b>	<b>468</b>	<b>935</b>	<b>A</b>	Çanakkale TR222
2 183	1 998	370	299	55	47	59	49	468	935	B	
859	792	96	99	30	22	24	11	-	-	C	
<b>27 946</b>	<b>25 782</b>	<b>4 268</b>	<b>3 448</b>	<b>969</b>	<b>873</b>	<b>686</b>	<b>799</b>	<b>8 295</b>	<b>12 358</b>	<b>A</b>	İzmir TR310
25 654	23 691	3 912	3 137	862	767	616	702	8 295	12 358	B	
2 292	2 091	356	311	107	106	70	97	-	-	C	
<b>7 568</b>	<b>7 354</b>	<b>1 191</b>	<b>938</b>	<b>240</b>	<b>200</b>	<b>188</b>	<b>193</b>	<b>840</b>	<b>1 573</b>	<b>A</b>	Aydın TR321
5 479	5 316	873	671	152	130	110	103	840	1 573	B	
2 089	2 038	318	267	88	70	78	90	-	-	C	
<b>7 602</b>	<b>7 162</b>	<b>1 539</b>	<b>1 232</b>	<b>161</b>	<b>161</b>	<b>107</b>	<b>95</b>	<b>1 008</b>	<b>1 715</b>	<b>A</b>	Denizli TR322
5 815	5 477	1 261	1 012	110	115	75	64	1 008	1 715	B	
1 787	1 685	278	220	51	46	32	31	-	-	C	
<b>5 975</b>	<b>5 600</b>	<b>1 030</b>	<b>748</b>	<b>125</b>	<b>88</b>	<b>64</b>	<b>74</b>	<b>1 218</b>	<b>1 799</b>	<b>A</b>	Muğla TR323
3 137	2 915	578	430	57	34	25	36	1 218	1 799	B	
2 838	2 685	452	318	68	54	39	38	-	-	C	
<b>10 295</b>	<b>9 574</b>	<b>1 492</b>	<b>1 262</b>	<b>269</b>	<b>237</b>	<b>183</b>	<b>212</b>	<b>1 350</b>	<b>2 468</b>	<b>A</b>	Manisa TR331
7 709	7 156	1 160	976	212	194	141	167	1 350	2 468	B	
2 586	2 418	332	286	57	43	42	45	-	-	C	
<b>5 935</b>	<b>5 517</b>	<b>1 051</b>	<b>819</b>	<b>204</b>	<b>190</b>	<b>117</b>	<b>142</b>	<b>492</b>	<b>858</b>	<b>A</b>	Afyonkarahisar TR332
3 770	3 407	645	526	122	97	71	71	492	858	B	
2 165	2 110	406	293	82	93	46	71	-	-	C	
<b>4 067</b>	<b>3 715</b>	<b>560</b>	<b>453</b>	<b>47</b>	<b>40</b>	<b>20</b>	<b>19</b>	<b>359</b>	<b>1 061</b>	<b>A</b>	Kütahya TR333
3 153	2 876	485	400	43	33	19	17	359	1 061	B	
914	839	75	53	4	7	1	2	-	-	C	
<b>2 622</b>	<b>2 400</b>	<b>414</b>	<b>309</b>	<b>74</b>	<b>41</b>	<b>38</b>	<b>44</b>	<b>332</b>	<b>640</b>	<b>A</b>	Uşak TR334
2 044	1 857	339	253	64	35	30	40	332	640	B	
578	543	75	56	10	6	8	4	-	-	C	
<b>21 066</b>	<b>19 302</b>	<b>3 492</b>	<b>2 767</b>	<b>697</b>	<b>645</b>	<b>506</b>	<b>480</b>	<b>3 689</b>	<b>7 146</b>	<b>A</b>	Bursa TR411
19 496	17 911	3 331	2 634	679	624	480	467	3 689	7 146	B	
1 570	1 391	161	133	18	21	26	13	-	-	C	
<b>5 511</b>	<b>4 876</b>	<b>892</b>	<b>693</b>	<b>152</b>	<b>100</b>	<b>78</b>	<b>48</b>	<b>659</b>	<b>1 541</b>	<b>A</b>	Eskişehir TR412
5 351	4 729	847	674	138	93	76	47	659	1 541	B	
160	147	45	19	14	7	2	1	-	-	C	
<b>1 417</b>	<b>1 295</b>	<b>221</b>	<b>179</b>	<b>38</b>	<b>27</b>	<b>9</b>	<b>10</b>	<b>237</b>	<b>465</b>	<b>A</b>	Bilecik TR413
1 281	1 146	211	169	34	26	7	7	237	465	B	
136	149	10	10	4	1	2	3	-	-	C	
<b>13 514</b>	<b>12 378</b>	<b>1 740</b>	<b>1 354</b>	<b>295</b>	<b>272</b>	<b>177</b>	<b>219</b>	<b>2 742</b>	<b>5 735</b>	<b>A</b>	Kocaeli TR421
12 987	11 862	1 677	1 307	288	267	170	209	2 742	5 735	B	
527	516	63	47	7	5	7	10	-	-	C	
<b>7 362</b>	<b>6 905</b>	<b>850</b>	<b>659</b>	<b>188</b>	<b>133</b>	<b>122</b>	<b>117</b>	<b>1 036</b>	<b>2 841</b>	<b>A</b>	Sakarya TR422
6 030	5 571	725	565	163	121	106	98	1 036	2 841	B	
1 332	1 334	125	94	25	12	16	19	-	-	C	
<b>2 928</b>	<b>2 682</b>	<b>313</b>	<b>244</b>	<b>48</b>	<b>53</b>	<b>30</b>	<b>34</b>	<b>325</b>	<b>828</b>	<b>A</b>	Düzce TR423
2 103	1 885	242	176	37	44	24	27	325	828	B	
825	797	71	68	11	9	6	7	-	-	C	

2.7.b İstatistiki Bölge Birimleri Sınıflaması 3. düzey, yerleşim yeri ve doğum yıllarına göre ortaokullarda öğrenci sayısı (devam)  
[2013/'14 Öğretim yılı başı]

İBBS 3. Düzey	A. Toplam	B. Şehir	C. Köy											
			Doğum yılları											
			Toplam - Total			2004		2003		2002		2001		
Toplam Total	Erkek Males	Kadın Females	Erkek Males	Kadın Females	Erkek Males	Kadın Females	Erkek Males	Kadın Females	Erkek Males	Kadın Females				
TR424 Bolu	A	15 569	7 692	7 877	1	3	1 532	1 574	1 755	1 665	1 918	1 882		
	B	13 597	6 701	6 896	1	3	1 329	1 351	1 537	1 433	1 665	1 626		
	C	1 972	991	981	-	-	203	223	218	232	253	256		
TR425 Yalova	A	13 047	6 580	6 467	5	2	1 301	1 253	1 495	1 358	1 642	1 523		
	B	10 564	5 283	5 281	4	2	997	974	1 201	1 105	1 305	1 222		
	C	2 483	1 297	1 186	1	-	304	279	294	253	337	301		
TR510 Ankara	A	313 457	157 730	155 727	67	87	32 124	31 012	35 526	34 068	38 804	36 389		
	B	305 882	153 859	152 023	64	83	31 261	30 203	34 605	33 202	37 842	35 482		
	C	7 575	3 871	3 704	3	4	863	809	921	866	962	907		
TR521 Konya	A	152 062	77 146	74 916	80	81	15 386	14 712	17 214	16 578	18 805	17 908		
	B	125 266	63 559	61 707	57	56	12 727	12 147	14 335	13 604	15 248	14 495		
	C	26 796	13 587	13 209	23	25	2 659	2 565	2 879	2 974	3 557	3 413		
TR522 Karaman	A	16 550	8 359	8 191	2	5	1 622	1 562	1 940	1 845	2 076	1 991		
	B	13 749	6 933	6 816	1	4	1 340	1 264	1 605	1 527	1 697	1 642		
	C	2 801	1 426	1 375	1	1	282	298	335	318	379	349		
TR611 Antalya	A	139 412	70 492	68 920	26	41	13 273	12 916	15 292	14 766	17 019	16 016		
	B	108 902	54 811	54 091	17	23	10 173	9 869	11 775	11 274	12 955	12 114		
	C	30 510	15 681	14 829	9	18	3 100	3 047	3 517	3 492	4 064	3 902		
TR612 Isparta	A	23 792	12 171	11 621	2	7	2 365	2 274	2 781	2 621	2 999	2 729		
	B	19 291	9 935	9 356	1	4	1 937	1 805	2 245	2 131	2 436	2 102		
	C	4 501	2 236	2 265	1	3	428	469	536	490	563	627		
TR613 Burdur	A	14 013	7 186	6 827	3	5	1 148	1 200	1 606	1 476	1 900	1 734		
	B	10 776	5 482	5 294	2	2	872	886	1 194	1 154	1 444	1 300		
	C	3 237	1 704	1 533	1	3	276	314	412	322	456	434		
TR621 Adana	A	162 058	81 878	80 180	64	103	14 995	14 757	17 781	16 734	19 729	18 894		
	B	149 863	75 668	74 195	52	88	13 829	13 589	16 544	15 438	18 170	17 331		
	C	12 195	6 210	5 985	12	15	1 166	1 168	1 237	1 296	1 559	1 563		
TR622 Mersin	A	122 209	61 983	60 226	55	68	11 527	11 612	13 562	12 720	15 186	14 005		
	B	103 940	52 598	51 342	46	56	9 639	9 667	11 456	10 777	12 776	11 747		
	C	18 269	9 385	8 884	9	12	1 888	1 945	2 106	1 943	2 410	2 258		
TR631 Hatay	A	119 849	60 447	59 402	24	46	12 788	12 645	13 461	13 159	14 890	14 194		
	B	68 509	34 503	34 006	12	30	7 134	6 972	7 620	7 331	8 253	7 799		
	C	51 340	25 944	25 396	12	16	5 654	5 673	5 841	5 828	6 637	6 395		
TR632 Kahramanmaraş	A	92 299	47 047	45 252	42	76	8 800	8 862	10 436	10 019	11 270	10 496		
	B	64 522	32 888	31 634	27	39	6 195	6 101	7 262	6 862	7 853	7 309		
	C	27 777	14 159	13 618	15	37	2 605	2 761	3 174	3 157	3 417	3 187		
TR633 Osmaniye	A	39 765	20 231	19 534	8	14	3 014	3 204	4 418	4 319	4 884	4 680		
	B	33 393	16 973	16 420	6	11	2 477	2 641	3 690	3 631	4 069	3 860		
	C	6 372	3 258	3 114	2	3	537	563	728	688	815	820		
TR711 Kırıkkale	A	17 670	8 911	8 759	2	2	1 706	1 660	1 982	1 883	2 273	2 113		
	B	16 363	8 249	8 114	2	2	1 555	1 528	1 845	1 726	2 124	1 957		
	C	1 307	662	645	-	-	151	132	137	157	149	156		
TR712 Aksaray	A	28 274	14 290	13 984	18	15	2 787	2 751	3 193	3 084	3 547	3 431		
	B	18 586	9 449	9 137	8	6	1 837	1 728	2 119	1 993	2 285	2 142		
	C	9 688	4 841	4 847	10	9	950	1 023	1 074	1 091	1 262	1 289		
TR713 Niğde	A	25 661	13 025	12 636	7	23	2 591	2 603	2 965	2 840	3 117	3 010		
	B	14 860	7 574	7 286	4	5	1 533	1 562	1 808	1 669	1 787	1 703		
	C	10 801	5 451	5 350	3	18	1 058	1 041	1 157	1 171	1 330	1 307		
TR714 Nevşehir	A	18 932	9 585	9 347	14	11	1 958	1 891	2 241	2 114	2 289	2 242		
	B	12 610	6 376	6 234	12	7	1 340	1 283	1 541	1 426	1 436	1 422		
	C	6 322	3 209	3 113	2	4	618	608	700	688	853	820		
TR715 Kırşehir	A	13 732	7 031	6 701	3	9	1 263	1 257	1 593	1 510	1 767	1 649		
	B	11 593	5 969	5 624	2	5	1 083	1 060	1 340	1 265	1 500	1 350		
	C	2 139	1 062	1 077	1	4	180	197	253	245	267	299		
TR721 Kayseri	A	95 370	48 135	47 235	25	33	9 509	9 245	10 772	10 118	11 815	11 244		
	B	87 794	44 310	43 484	22	26	8 729	8 480	9 890	9 235	10 863	10 272		
	C	7 576	3 825	3 751	3	7	780	765	882	883	952	972		
TR722 Sivas	A	42 580	21 416	21 164	16	25	4 441	4 218	4 947	4 772	5 161	5 186		
	B	34 380	17 258	17 122	11	13	3 574	3 384	3 981	3 801	4 156	4 113		
	C	8 200	4 158	4 042	5	12	867	834	966	971	1 005	1 073		
TR723 Yozgat	A	29 500	14 885	14 615	12	24	2 895	2 836	3 248	3 197	3 623	3 506		
	B	20 124	10 172	9 952	7	17	1 994	1 922	2 289	2 173	2 418	2 331		
	C	9 376	4 713	4 663	5	7	901	914	959	1 024	1 205	1 175		



2.7.b Number of students in lower secondary schools by year of birth and settlement place according to Statistical Regions Level 3 (continued)  
[Beginning of the educational year 2013/14]

A. Total		B. City		C. Village		Year of birth						SR- Level 3
						1998		1997		Açık Öğretim Ortaokulu (14 yaş ve üzeri) Open Lower Secondary School (At least 14)		
2000		1999		1998		1997		1996		1995		
Erkek Males	Kadın Females	Erkek Males	Kadın Females	Erkek Males	Kadın Females	Erkek Males	Kadın Females	Erkek Males	Kadın Females	Erkek Males	Kadın Females	
<b>1 917</b>	<b>1 761</b>	<b>252</b>	<b>201</b>	<b>31</b>	<b>28</b>	<b>17</b>	<b>11</b>	<b>269</b>	<b>752</b>	<b>A</b>	Bolu TR424	
1 638	1 521	224	175	26	24	12	11	269	752	B		
279	240	28	26	5	4	5	-	-	-	C		
<b>1 567</b>	<b>1 478</b>	<b>250</b>	<b>182</b>	<b>54</b>	<b>42</b>	<b>34</b>	<b>44</b>	<b>232</b>	<b>585</b>	<b>A</b>	Yalova TR425	
1 267	1 170	199	155	49	37	29	31	232	585	B		
300	308	51	27	5	5	5	13	-	-	C		
<b>39 163</b>	<b>36 903</b>	<b>5 611</b>	<b>4 284</b>	<b>847</b>	<b>676</b>	<b>530</b>	<b>401</b>	<b>5 058</b>	<b>11 907</b>	<b>A</b>	Ankara TR510	
38 240	35 974	5 472	4 143	810	648	507	381	5 058	11 907	B		
923	929	139	141	37	28	23	20	-	-	C		
<b>18 901</b>	<b>17 876</b>	<b>3 397</b>	<b>2 439</b>	<b>562</b>	<b>520</b>	<b>315</b>	<b>379</b>	<b>2 486</b>	<b>4 423</b>	<b>A</b>	Konya TR521	
15 295	14 418	2 742	1 922	412	374	257	268	2 486	4 423	B		
3 606	3 458	655	517	150	146	58	111	-	-	C		
<b>2 103</b>	<b>2 050</b>	<b>349</b>	<b>291</b>	<b>39</b>	<b>25</b>	<b>17</b>	<b>23</b>	<b>211</b>	<b>399</b>	<b>A</b>	Karaman TR522	
1 725	1 688	303	248	37	23	14	21	211	399	B		
378	362	46	43	2	2	3	2	-	-	C		
<b>16 956</b>	<b>15 788</b>	<b>3 661</b>	<b>2 545</b>	<b>509</b>	<b>421</b>	<b>325</b>	<b>257</b>	<b>3 431</b>	<b>6 170</b>	<b>A</b>	Antalya TR611	
13 017	12 123	2 817	1 988	381	333	245	197	3 431	6 170	B		
3 939	3 665	844	557	128	88	80	60	-	-	C		
<b>2 914</b>	<b>2 759</b>	<b>599</b>	<b>468</b>	<b>67</b>	<b>38</b>	<b>26</b>	<b>23</b>	<b>418</b>	<b>702</b>	<b>A</b>	Isparta TR612	
2 346	2 189	483	381	50	25	19	17	418	702	B		
568	570	116	87	17	13	7	6	-	-	C		
<b>1 856</b>	<b>1 710</b>	<b>464</b>	<b>356</b>	<b>29</b>	<b>20</b>	<b>13</b>	<b>9</b>	<b>167</b>	<b>317</b>	<b>A</b>	Burdur TR613	
1 397	1 326	374	289	19	13	13	7	167	317	B		
459	384	90	67	10	7	-	2	-	-	C		
<b>19 760</b>	<b>18 480</b>	<b>5 160</b>	<b>4 344</b>	<b>1 233</b>	<b>1 417</b>	<b>907</b>	<b>1 314</b>	<b>2 249</b>	<b>4 137</b>	<b>A</b>	Adana TR621	
18 141	17 072	4 742	4 014	1 104	1 319	837	1 207	2 249	4 137	B		
1 619	1 408	418	330	129	98	70	107	-	-	C		
<b>15 001</b>	<b>14 053</b>	<b>3 686</b>	<b>2 907</b>	<b>811</b>	<b>834</b>	<b>560</b>	<b>655</b>	<b>1 595</b>	<b>3 372</b>	<b>A</b>	Mersin TR622	
12 747	11 887	3 135	2 480	710	762	494	594	1 595	3 372	B		
2 254	2 166	551	427	101	72	66	61	-	-	C		
<b>14 573</b>	<b>13 372</b>	<b>2 508</b>	<b>1 929</b>	<b>597</b>	<b>807</b>	<b>379</b>	<b>808</b>	<b>1 227</b>	<b>2 442</b>	<b>A</b>	Hatay TR631	
8 183	7 498	1 444	1 104	371	441	259	389	1 227	2 442	B		
6 390	5 874	1 064	825	226	366	120	419	-	-	C		
<b>10 984</b>	<b>10 074</b>	<b>3 162</b>	<b>2 472</b>	<b>662</b>	<b>657</b>	<b>388</b>	<b>522</b>	<b>1 303</b>	<b>2 074</b>	<b>A</b>	Kahramanmaraş TR632	
7 568	7 018	2 056	1 599	392	354	232	278	1 303	2 074	B		
3 416	3 056	1 106	873	270	303	156	244	-	-	C		
<b>5 043</b>	<b>4 630</b>	<b>1 865</b>	<b>1 420</b>	<b>346</b>	<b>270</b>	<b>203</b>	<b>195</b>	<b>450</b>	<b>802</b>	<b>A</b>	Osmaniye TR633	
4 233	3 875	1 568	1 196	297	229	183	175	450	802	B		
810	755	297	224	49	41	20	20	-	-	C		
<b>2 327</b>	<b>2 216</b>	<b>394</b>	<b>265</b>	<b>43</b>	<b>48</b>	<b>46</b>	<b>39</b>	<b>138</b>	<b>533</b>	<b>A</b>	Kırıkkale TR711	
2 150	2 040	354	249	39	43	42	36	138	533	B		
177	176	40	16	4	5	4	3	-	-	C		
<b>3 380</b>	<b>3 310</b>	<b>666</b>	<b>506</b>	<b>173</b>	<b>104</b>	<b>92</b>	<b>90</b>	<b>434</b>	<b>693</b>	<b>A</b>	Aksaray TR712	
2 208	2 139	389	320	115	62	54	54	434	693	B		
1 172	1 171	277	186	58	42	38	36	-	-	C		
<b>3 128</b>	<b>2 951</b>	<b>696</b>	<b>540</b>	<b>143</b>	<b>155</b>	<b>145</b>	<b>141</b>	<b>233</b>	<b>373</b>	<b>A</b>	Niğde TR713	
1 800	1 692	337	214	46	39	26	29	233	373	B		
1 328	1 259	359	326	97	116	119	112	-	-	C		
<b>2 415</b>	<b>2 334</b>	<b>412</b>	<b>299</b>	<b>55</b>	<b>61</b>	<b>35</b>	<b>47</b>	<b>166</b>	<b>348</b>	<b>A</b>	Nevşehir TR714	
1 553	1 489	273	206	32	34	23	19	166	348	B		
862	845	139	93	23	27	12	28	-	-	C		
<b>1 855</b>	<b>1 722</b>	<b>328</b>	<b>257</b>	<b>58</b>	<b>34</b>	<b>36</b>	<b>24</b>	<b>128</b>	<b>239</b>	<b>A</b>	Kırşehir TR715	
1 571	1 445	266	212	49	28	30	20	128	239	B		
284	277	62	45	9	6	6	4	-	-	C		
<b>11 567</b>	<b>10 843</b>	<b>2 188</b>	<b>1 760</b>	<b>349</b>	<b>293</b>	<b>233</b>	<b>233</b>	<b>1 677</b>	<b>3 466</b>	<b>A</b>	Kayseri TR721	
10 606	9 949	1 993	1 588	321	264	209	204	1 677	3 466	B		
961	894	195	172	28	29	24	29	-	-	C		
<b>5 347</b>	<b>5 008</b>	<b>913</b>	<b>707</b>	<b>133</b>	<b>117</b>	<b>62</b>	<b>62</b>	<b>396</b>	<b>1 069</b>	<b>A</b>	Sivas TR722	
4 304	4 083	698	534	88	81	50	44	396	1 069	B		
1 043	925	215	173	45	36	12	18	-	-	C		
<b>3 730</b>	<b>3 584</b>	<b>812</b>	<b>594</b>	<b>154</b>	<b>146</b>	<b>59</b>	<b>87</b>	<b>352</b>	<b>641</b>	<b>A</b>	Yozgat TR723	
2 478	2 382	500	370	94	70	40	46	352	641	B		
1 252	1 202	312	224	60	76	19	41	-	-	C		

2.7.b İstatistikî Bölge Birimleri Sınıflaması 3. düzey, yerleşim yeri ve doğum yıllarına göre ortaokullarda öğrenci sayısı (devam)  
[2013/'14 Öğretim yılı başı]

İBBS 3. Düzey	A. Toplam	B. Şehir			C. Köy							
		Doğum yılları			2004		2003		2002		2001	
		Toplam Total	Erkek Males	Kadın Females	Erkek Males	Kadın Females	Erkek Males	Kadın Females	Erkek Males	Kadın Females	Erkek Males	Kadın Females
TR811 Zonguldak	A	35 720	18 051	17 669	13	7	3 763	3 572	4 118	4 036	4 686	4 436
	B	21 293	10 722	10 571	7	4	2 241	2 103	2 458	2 353	2 660	2 457
	C	14 427	7 329	7 098	6	3	1 522	1 469	1 660	1 683	2 026	1 979
TR812 Karabük	A	12 869	6 658	6 211	1	2	1 191	1 157	1 416	1 319	1 565	1 489
	B	11 810	6 132	5 678	1	2	1 113	1 078	1 313	1 190	1 443	1 352
	C	1 059	526	533	-	-	78	79	103	129	122	137
TR813 Bartın	A	10 748	5 343	5 405	2	1	1 093	1 023	1 255	1 238	1 328	1 405
	B	5 636	2 807	2 829	1	1	571	531	676	619	675	678
	C	5 112	2 536	2 576	1	-	522	492	579	619	653	727
TR821 Kastamonu	A	20 217	10 001	10 216	6	5	2 002	2 065	2 285	2 194	2 442	2 288
	B	16 137	7 948	8 189	5	4	1 601	1 642	1 836	1 739	1 935	1 758
	C	4 080	2 053	2 027	1	1	401	423	449	455	507	530
TR822 Çankırı	A	9 624	4 903	4 721	1	3	876	943	1 119	1 030	1 164	1 101
	B	8 953	4 557	4 396	1	2	825	873	1 046	950	1 071	1 028
	C	671	346	325		1	51	70	73	80	93	73
TR823 Sinop	A	11 561	5 772	5 789	2	6	1 124	1 095	1 279	1 262	1 439	1 349
	B	9 256	4 633	4 623	2	4	903	866	1 034	990	1 145	1 069
	C	2 305	1 139	1 166	-	2	221	229	245	272	294	280
TR831 Samsun	A	86 129	43 229	42 900	30	57	8 903	8 384	9 716	9 506	10 760	10 226
	B	64 943	32 559	32 384	16	28	6 825	6 308	7 390	7 130	7 918	7 515
	C	21 186	10 670	10 516	14	29	2 078	2 076	2 326	2 376	2 842	2 711
TR832 Tokat	A	40 118	20 300	19 818	7	21	3 809	3 736	4 540	4 205	5 141	4 836
	B	30 026	15 250	14 776	3	15	2 842	2 738	3 420	3 076	3 807	3 510
	C	10 092	5 050	5 042	4	6	967	998	1 120	1 129	1 334	1 326
TR833 Çorum	A	34 718	17 147	17 571	8	3	3 120	3 100	3 896	3 784	4 221	4 099
	B	28 696	14 137	14 559	7	1	2 534	2 497	3 218	3 104	3 461	3 324
	C	6 022	3 010	3 012	1	2	586	603	678	680	760	775
TR834 Amasya	A	20 317	10 210	10 107	6	9	1 987	2 049	2 273	2 182	2 504	2 497
	B	16 648	8 358	8 290	4	6	1 622	1 653	1 848	1 755	2 002	2 020
	C	3 669	1 852	1 817	2	3	365	396	425	427	502	477
TR901 Trabzon	A	46 687	23 422	23 265	21	32	4 825	4 807	5 320	5 237	5 977	5 719
	B	32 884	16 418	16 466	18	19	3 354	3 327	3 739	3 621	4 161	3 945
	C	13 803	7 004	6 799	3	13	1 471	1 480	1 581	1 616	1 816	1 774
TR902 Ordu	A	46 162	23 217	22 945	11	11	4 799	4 597	5 327	5 199	5 739	5 521
	B	33 499	16 752	16 747	4	3	3 551	3 340	3 832	3 769	4 048	3 976
	C	12 663	6 465	6 198	7	8	1 248	1 257	1 495	1 430	1 691	1 545
TR903 Giresun	A	24 660	12 542	12 118	6	5	2 588	2 560	2 949	2 702	3 094	2 964
	B	19 136	9 739	9 397	5	3	2 045	1 986	2 281	2 077	2 341	2 267
	C	5 524	2 803	2 721	1	2	543	574	668	625	753	697
TR904 Rize	A	20 775	10 282	10 493	9	12	2 057	2 076	2 373	2 227	2 639	2 449
	B	17 119	8 382	8 737	7	9	1 698	1 721	1 957	1 841	2 130	1 970
	C	3 656	1 900	1 756	2	3	359	355	416	386	509	479
TR905 Artvin	A	9 443	4 730	4 713	3	4	988	962	1 064	1 036	1 160	1 107
	B	6 980	3 473	3 507	3	2	737	719	775	761	825	788
	C	2 463	1 257	1 206	-	2	251	243	289	275	335	319
TR906 Gümüşhane	A	7 209	3 708	3 501	10	19	785	715	859	783	965	873
	B	5 637	2 899	2 738	10	19	596	552	666	607	751	671
	C	1 572	809	763	-	-	189	163	193	176	214	202
TRA11 Erzurum	A	66 907	33 071	33 836	75	130	6 545	6 435	7 468	7 350	7 748	7 426
	B	50 936	25 224	25 712	31	64	4 953	4 848	5 721	5 588	5 961	5 642
	C	15 971	7 847	8 124	44	66	1 592	1 587	1 747	1 762	1 787	1 784
TRA12 Erzincan	A	13 862	6 851	7 011	10	11	1 329	1 352	1 636	1 499	1 628	1 632
	B	10 195	5 002	5 193	7	9	954	965	1 193	1 074	1 178	1 194
	C	3 667	1 849	1 818	3	2	375	387	443	425	450	438
TRA13 Bayburt	A	5 188	2 644	2 544	2	4	513	487	661	578	675	570
	B	3 788	1 916	1 872	1	-	359	363	473	401	480	399
	C	1 400	728	672	1	4	154	124	188	177	195	171

2.7.b Number of students in lower secondary schools by year of birth and settlement place according to Statistical Regions Level 3 (continued)  
[Beginning of the educational year 2013/14]

A. Total		B. City		C. Village		Year of birth		Açık Öğretim Ortaokulu (14 yaş ve üzeri)		SR- Level 3	
								Open Lower Secondary School (At least 14)			
2000	1999	1998	1997	Erkek	Kadın	Erkek	Kadın	Erkek	Kadın		
Erkek Males	Kadın Females	Erkek Males	Kadın Females	Erkek Males	Kadın Females	Erkek Males	Kadın Females	Erkek Males	Kadın Females		
4 407	4 138	464	328	65	54	44	44	491	1 054	A	Zonguldak TR811
2 535	2 336	264	204	39	27	27	33	491	1 054	B	
1 872	1 802	200	124	26	27	17	11	-	-	C	
1 679	1 502	221	181	27	26	11	13	547	522	A	Karabük TR812
1 510	1 370	180	147	20	10	5	7	547	522	B	
169	132	41	34	7	16	6	6	-	-	C	
1 386	1 243	164	105	15	9	11	9	89	372	A	Bartın TR813
691	569	92	51	8	4	4	4	89	372	B	
695	674	72	54	7	5	7	5	-	-	C	
2 458	2 269	373	304	88	80	37	55	310	956	A	Kastamonu TR821
1 906	1 763	263	229	67	60	25	38	310	956	B	
552	506	110	75	21	20	12	17	-	-	C	
1 228	1 143	298	185	52	24	42	22	123	270	A	Çankırı TR822
1 139	1 075	275	163	42	16	35	19	123	270	B	
89	68	23	22	10	8	7	3	-	-	C	
1 374	1 297	289	217	57	64	32	56	176	443	A	Sinop TR823
1 089	1 013	216	167	43	41	25	30	176	443	B	
285	284	73	50	14	23	7	26	-	-	C	
10 742	10 029	1 437	1 096	242	249	150	216	1 249	3 137	A	Samsun TR831
7 964	7 366	942	697	155	107	100	96	1 249	3 137	B	
2 778	2 663	495	399	87	142	50	120	-	-	C	
4 921	4 659	1 148	928	183	175	110	181	441	1 077	A	Tokat TR832
3 692	3 455	853	669	116	119	76	117	441	1 077	B	
1 229	1 204	295	259	67	56	34	64	-	-	C	
4 113	4 121	1 182	887	135	99	53	72	419	1 406	A	Çorum TR833
3 372	3 378	972	729	113	74	41	46	419	1 406	B	
741	743	210	158	22	25	12	26	-	-	C	
2 707	2 362	415	321	51	32	42	33	225	622	A	Amasya TR834
2 234	1 910	340	268	45	27	38	29	225	622	B	
473	452	75	53	6	5	4	4	-	-	C	
5 997	5 551	663	499	94	103	39	60	486	1 257	A	Trabzon TR901
4 129	3 884	437	323	67	58	27	32	486	1 257	B	
1 868	1 667	226	176	27	45	12	28	-	-	C	
6 060	5 811	697	633	131	114	58	74	395	985	A	Ordu TR902
4 359	4 153	435	414	88	66	40	41	395	985	B	
1 701	1 658	262	219	43	48	18	33	-	-	C	
3 139	2 919	380	275	51	38	36	27	299	628	A	Giresun TR903
2 426	2 195	280	195	37	28	25	18	299	628	B	
713	724	100	80	14	10	11	9	-	-	C	
2 533	2 395	309	204	42	36	27	31	293	1 063	A	Rize TR904
1 995	1 926	247	162	31	27	24	18	293	1 063	B	
538	469	62	42	11	9	3	13	-	-	C	
1 211	1 111	163	131	29	18	13	6	99	338	A	Artvin TR905
892	801	110	84	21	9	11	5	99	338	B	
319	310	53	47	8	9	2	1	-	-	C	
865	840	121	87	35	22	3	2	65	160	A	Gümüşhane TR906
679	643	99	67	30	18	3	1	65	160	B	
186	197	22	20	5	4	-	1	-	-	C	
7 501	6 886	1 957	2 038	574	935	529	1 095	674	1 541	A	Erzurum TRA11
5 884	5 373	1 358	1 375	337	598	305	683	674	1 541	B	
1 617	1 513	599	663	237	337	224	412	-	-	C	
1 729	1 638	290	237	48	62	23	43	158	537	A	Erzincan TRA12
1 278	1 193	198	162	22	38	14	21	158	537	B	
451	445	92	75	26	24	9	22	-	-	C	
596	576	72	68	7	20	12	14	106	227	A	Bayburt TRA13
435	407	48	56	4	11	10	8	106	227	B	
161	169	24	12	3	9	2	6	-	-	C	

2.7.b İstatistiki Bölge Birimleri Sınıflaması 3. düzey, yerleşim yeri ve doğum yıllarına göre ortaokullarda öğrenci sayısı (devam)

[2013/14 Öğretim yılı başı]

İBBS 3. Düzey	A. Toplam	B. Şehir	C. Köy									
			Doğum yılları									
			Toplam - Total			2004		2003		2002		2001
Toplam Total	Erkek Males	Kadın Females	Erkek Males	Kadın Females	Erkek Males	Kadın Females	Erkek Males	Kadın Females	Erkek Males	Kadın Females		
TRA21 Ağrı	A	69 481	34 805	34 676	109	156	5 307	5 198	6 849	6 503	7 163	6 738
	B	45 360	23 172	22 188	56	84	3 518	3 413	4 574	4 242	4 785	4 414
	C	24 121	11 633	12 488	53	72	1 789	1 785	2 275	2 261	2 378	2 324
TRA22 Kars	A	26 210	13 353	12 857	48	93	2 612	2 600	3 015	2 638	3 052	2 922
	B	13 626	6 946	6 680	13	34	1 342	1 335	1 617	1 407	1 555	1 520
	C	12 584	6 407	6 177	35	59	1 270	1 265	1 398	1 231	1 497	1 402
TRA23 Iğdır	A	18 743	9 622	9 121	33	48	1 750	1 750	1 990	1 958	2 137	1 964
	B	11 268	5 764	5 504	9	18	1 055	1 022	1 164	1 213	1 295	1 201
	C	7 475	3 858	3 617	24	30	695	728	826	745	842	763
TRA24 Ardahan	A	7 511	3 870	3 641	15	16	816	781	855	800	972	838
	B	4 102	2 096	2 006	4	4	445	423	447	420	541	459
	C	3 409	1 774	1 635	11	12	371	358	408	380	431	379
TRB11 Malatya	A	55 972	28 473	27 499	45	64	5 731	5 302	6 277	6 087	6 933	6 513
	B	42 174	21 489	20 685	26	38	4 306	3 926	4 740	4 523	5 194	4 870
	C	13 798	6 984	6 814	19	26	1 425	1 376	1 537	1 564	1 739	1 643
TRB12 Elazığ	A	39 935	19 977	19 958	29	61	4 058	3 840	4 640	4 293	4 802	4 732
	B	32 862	16 498	16 364	15	30	3 334	3 166	3 786	3 456	3 966	3 795
	C	7 073	3 479	3 594	14	31	724	674	854	837	836	937
TRB13 Bingöl	A	22 645	11 193	11 452	55	134	2 034	2 123	2 390	2 133	2 608	2 354
	B	15 210	7 498	7 712	21	59	1 388	1 456	1 642	1 480	1 718	1 585
	C	7 435	3 695	3 740	34	75	646	667	748	653	890	769
TRB14 Tunceli	A	3 590	1 799	1 791	2	1	369	352	398	389	455	433
	B	2 949	1 476	1 473	2	-	311	299	338	318	357	342
	C	641	323	318	-	1	58	53	60	71	98	91
TRB21 Van	A	123 764	62 057	61 707	352	537	10 572	10 436	13 053	12 085	13 579	12 561
	B	76 074	38 563	37 511	152	215	6 501	6 386	8 109	7 391	8 418	7 915
	C	47 690	23 494	24 196	200	322	4 071	4 050	4 944	4 694	5 161	4 646
TRB22 Muş	A	50 665	25 225	25 440	104	135	4 133	3 924	5 111	4 841	5 099	5 065
	B	23 944	11 098	12 846	29	44	1 820	1 977	2 247	2 438	2 299	2 638
	C	26 721	14 127	12 594	75	91	2 313	1 947	2 864	2 403	2 800	2 427
TRB23 Bitlis	A	39 030	19 492	19 538	73	96	3 440	3 230	4 169	3 807	4 283	3 981
	B	24 300	13 236	11 064	40	37	2 335	1 857	2 777	2 227	2 889	2 331
	C	14 730	6 256	8 474	33	59	1 105	1 373	1 392	1 580	1 394	1 650
TRB24 Hakkari	A	26 937	13 163	13 774	146	144	2 711	2 628	3 010	2 848	3 044	2 951
	B	15 615	7 719	7 896	24	29	1 458	1 388	1 728	1 658	1 792	1 732
	C	11 322	5 444	5 878	122	115	1 253	1 240	1 282	1 190	1 252	1 219
TRC11 Gaziantep	A	168 638	85 404	83 234	70	120	16 915	16 419	18 302	17 380	20 112	18 939
	B	154 683	78 263	76 420	60	91	15 514	15 053	16 706	15 898	18 361	17 361
	C	13 955	7 141	6 814	10	29	1 401	1 366	1 596	1 482	1 751	1 578
TRC12 Adıyaman	A	52 593	26 730	25 863	31	53	5 226	5 077	5 749	5 648	6 289	5 990
	B	34 948	17 810	17 138	14	23	3 497	3 359	3 818	3 747	4 192	3 936
	C	17 645	8 920	8 725	17	30	1 729	1 718	1 931	1 901	2 097	2 054
TRC13 Kilis	A	10 622	5 191	5 431	4	9	1 051	1 039	1 138	1 224	1 246	1 264
	B	8 501	4 208	4 293	4	6	841	821	918	964	1 028	1 018
	C	2 121	983	1 138	-	3	210	218	220	260	218	246
TRC21 Şanlıurfa	A	208 375	104 884	103 491	191	297	18 272	17 527	21 755	19 886	22 527	20 667
	B	120 315	61 288	59 027	63	105	10 499	10 153	12 241	11 314	13 102	11 951
	C	88 060	43 596	44 464	128	192	7 773	7 374	9 514	8 572	9 425	8 716
TRC22 Diyarbakır	A	169 704	84 597	85 107	238	333	15 185	15 053	18 276	16 940	18 851	17 815
	B	121 807	61 470	60 337	125	163	10 924	10 782	13 315	12 129	13 714	12 807
	C	47 897	23 127	24 770	113	170	4 261	4 271	4 961	4 811	5 137	5 008
TRC31 Mardin	A	83 140	41 339	41 801	90	173	7 874	7 635	9 343	8 902	9 539	9 174
	B	53 816	27 083	26 733	42	69	5 158	4 859	5 992	5 709	6 079	5 946
	C	29 324	14 256	15 068	48	104	2 716	2 776	3 351	3 193	3 460	3 228
TRC32 Batman	A	62 552	31 460	31 092	67	80	5 723	5 576	6 754	6 480	7 141	6 798
	B	48 847	24 389	24 458	38	50	4 433	4 387	5 222	5 144	5 491	5 286
	C	13 705	7 071	6 634	29	30	1 290	1 189	1 532	1 336	1 650	1 512
TRC33 Şırnak	A	55 592	28 085	27 507	80	107	4 958	4 790	6 335	5 899	6 245	6 060
	B	34 221	17 439	16 782	32	40	2 881	2 836	3 838	3 534	3 831	3 692
	C	21 371	10 646	10 725	48	67	2 077	1 954	2 497	2 365	2 414	2 368
TRC34 Siirt	A	36 047	18 449	17 598	67	68	3 373	3 231	4 033	3 678	4 142	3 742
	B	23 024	11 958	11 066	32	35	2 065	2 030	2 629	2 311	2 624	2 357
	C	13 023	6 491	6 532	35	33	1 308	1 201	1 404	1 367	1 518	1 385

2.7.b Number of students in lower secondary schools by year of birth and settlement place according to Statistical Regions Level 3 (continued)

[Beginning of the educational year 2013/14]

A. Total		B. City		C. Village		Year of birth		Açık Öğretim Ortaokulu (14 yaş ve üzeri) Open Lower Secondary School (At least 14)			SR- Level 3
2000	1999	1998	1997	Erkek Males	Kadın Females	Erkek Males	Kadın Females	Erkek Males	Kadın Females		
Erkek Males	Kadın Females	Erkek Males	Kadın Females	Erkek Males	Kadın Females	Erkek Males	Kadın Females	Erkek Males	Kadın Females	SR- Level 3	
<b>6 846</b>	<b>6 299</b>	<b>3 589</b>	<b>3 799</b>	<b>1 977</b>	<b>2 564</b>	<b>1 968</b>	<b>2 565</b>	<b>997</b>	<b>854</b>	<b>A</b>	Ağrı TRA21
4 558	4 151	2 313	2 288	1 256	1 447	1 115	1 295	997	854	B	
2 288	2 148	1 276	1 511	721	1 117	853	1 270	-	-	C	
<b>2 989</b>	<b>2 649</b>	<b>849</b>	<b>811</b>	<b>283</b>	<b>433</b>	<b>258</b>	<b>418</b>	<b>247</b>	<b>293</b>	<b>A</b>	Kars TRA22
1 592	1 400	363	361	116	187	101	143	247	293	B	
1 397	1 249	486	450	167	246	157	275	-	-	C	
<b>2 109</b>	<b>1 875</b>	<b>793</b>	<b>656</b>	<b>321</b>	<b>306</b>	<b>287</b>	<b>320</b>	<b>202</b>	<b>244</b>	<b>A</b>	Iğdir TRA23
1 265	1 160	452	363	169	134	153	149	202	244	B	
844	715	341	293	152	172	134	171	-	-	C	
<b>857</b>	<b>831</b>	<b>216</b>	<b>184</b>	<b>45</b>	<b>46</b>	<b>34</b>	<b>48</b>	<b>60</b>	<b>97</b>	<b>A</b>	Ardahan TRA24
468	471	98	84	16	21	17	27	60	97	B	
389	360	118	100	29	25	17	21	-	-	C	
<b>6 788</b>	<b>6 272</b>	<b>1 372</b>	<b>1 060</b>	<b>281</b>	<b>283</b>	<b>234</b>	<b>281</b>	<b>812</b>	<b>1 637</b>	<b>A</b>	Malatya TRB11
5 098	4 692	974	722	194	161	145	116	812	1 637	B	
1 690	1 580	398	338	87	122	89	165	-	-	C	
<b>4 824</b>	<b>4 556</b>	<b>796</b>	<b>679</b>	<b>214</b>	<b>215</b>	<b>130</b>	<b>174</b>	<b>484</b>	<b>1 408</b>	<b>A</b>	Elazığ TRB12
4 062	3 791	596	486	152	133	103	99	484	1 408	B	
762	765	200	193	62	82	27	75	-	-	C	
<b>2 399</b>	<b>2 249</b>	<b>739</b>	<b>855</b>	<b>235</b>	<b>462</b>	<b>187</b>	<b>425</b>	<b>546</b>	<b>717</b>	<b>A</b>	Bingöl TRB13
1 543	1 528	443	487	107	198	90	202	546	717	B	
856	721	296	368	128	264	97	223	-	-	C	
<b>408</b>	<b>410</b>	<b>75</b>	<b>83</b>	<b>16</b>	<b>6</b>	<b>9</b>	<b>10</b>	<b>67</b>	<b>107</b>	<b>A</b>	Tunceli TRB14
326	330	58	61	10	6	7	10	67	107	B	
82	80	17	22	6	-	2	-	-	-	C	
<b>12 389</b>	<b>11 531</b>	<b>5 463</b>	<b>5 903</b>	<b>2 519</b>	<b>3 598</b>	<b>2 336</b>	<b>3 444</b>	<b>1 794</b>	<b>1 612</b>	<b>A</b>	Van TRB21
7 746	7 277	3 274	3 256	1 345	1 814	1 224	1 645	1 794	1 612	B	
4 643	4 254	2 189	2 647	1 174	1 784	1 112	1 799	-	-	C	
<b>4 985</b>	<b>4 679</b>	<b>2 563</b>	<b>2 851</b>	<b>1 272</b>	<b>1 756</b>	<b>1 221</b>	<b>1 669</b>	<b>737</b>	<b>520</b>	<b>A</b>	Muş TRB22
2 272	2 458	955	1 305	420	770	319	696	737	520	B	
2 713	2 221	1 608	1 546	852	986	902	973	-	-	C	
<b>3 826</b>	<b>3 637</b>	<b>1 650</b>	<b>1 859</b>	<b>690</b>	<b>1 134</b>	<b>569</b>	<b>1 026</b>	<b>792</b>	<b>768</b>	<b>A</b>	Bitlis TRB23
2 591	2 192	1 028	820	414	447	370	385	792	768	B	
1 235	1 445	622	1 039	276	687	199	641	-	-	C	
<b>2 516</b>	<b>2 521</b>	<b>884</b>	<b>1 091</b>	<b>322</b>	<b>520</b>	<b>251</b>	<b>552</b>	<b>279</b>	<b>519</b>	<b>A</b>	Hakkari TRB24
1 588	1 568	543	590	171	228	136	184	279	519	B	
928	953	341	501	151	292	115	368	-	-	C	
<b>19 532</b>	<b>18 239</b>	<b>4 944</b>	<b>4 178</b>	<b>1 656</b>	<b>1 699</b>	<b>1 264</b>	<b>1 684</b>	<b>2 609</b>	<b>4 576</b>	<b>A</b>	Gaziantep TRC11
17 885	16 732	4 459	3 741	1 516	1 506	1 153	1 462	2 609	4 576	B	
1 647	1 507	485	437	140	193	111	222	-	-	C	
<b>6 322</b>	<b>5 687</b>	<b>1 645</b>	<b>1 420</b>	<b>527</b>	<b>552</b>	<b>304</b>	<b>487</b>	<b>637</b>	<b>949</b>	<b>A</b>	Adıyaman TRC12
4 254	3 791	947	826	296	296	155	211	637	949	B	
2 068	1 896	698	594	231	256	149	276	-	-	C	
<b>1 216</b>	<b>1 168</b>	<b>301</b>	<b>276</b>	<b>71</b>	<b>144</b>	<b>63</b>	<b>128</b>	<b>101</b>	<b>179</b>	<b>A</b>	Kilis TRC13
972	942	236	190	55	89	53	84	101	179	B	
244	226	65	86	16	55	10	44	-	-	C	
<b>21 336</b>	<b>19 927</b>	<b>9 382</b>	<b>9 636</b>	<b>4 015</b>	<b>5 791</b>	<b>3 252</b>	<b>5 316</b>	<b>4 154</b>	<b>4 444</b>	<b>A</b>	Şanlıurfa TRC21
12 412	11 619	5 078	4 767	2 158	2 469	1 581	2 205	4 154	4 444	B	
8 924	8 308	4 304	4 869	1 857	3 322	1 671	3 111	-	-	C	
<b>18 218</b>	<b>17 319</b>	<b>6 363</b>	<b>6 722</b>	<b>2 464</b>	<b>3 694</b>	<b>2 093</b>	<b>3 556</b>	<b>2 909</b>	<b>3 675</b>	<b>A</b>	Diyarbakır TRC22
13 258	12 631	4 330	4 178	1 574	2 009	1 321	1 963	2 909	3 675	B	
4 960	4 688	2 033	2 544	890	1 685	772	1 593	-	-	C	
<b>8 719</b>	<b>8 315</b>	<b>2 697</b>	<b>2 953</b>	<b>924</b>	<b>1 533</b>	<b>684</b>	<b>1 607</b>	<b>1 469</b>	<b>1 509</b>	<b>A</b>	Mardin TRC31
5 717	5 450	1 723	1 667	511	754	392	770	1 469	1 509	B	
3 002	2 865	974	1 286	413	779	292	837	-	-	C	
<b>6 774</b>	<b>6 392</b>	<b>2 339</b>	<b>2 309</b>	<b>773</b>	<b>1 015</b>	<b>600</b>	<b>948</b>	<b>1 289</b>	<b>1 494</b>	<b>A</b>	Batman TRC32
5 234	5 048	1 759	1 755	558	709	365	585	1 289	1 494	B	
1 540	1 344	580	554	215	306	235	363	-	-	C	
<b>5 526</b>	<b>5 273</b>	<b>2 399</b>	<b>2 458</b>	<b>904</b>	<b>1 114</b>	<b>627</b>	<b>1 060</b>	<b>1 011</b>	<b>746</b>	<b>A</b>	Şırnak TRC33
3 375	3 248	1 506	1 449	579	655	386	582	1 011	746	B	
2 151	2 025	893	1 009	325	459	241	478	-	-	C	
<b>3 683</b>	<b>3 466</b>	<b>1 384</b>	<b>1 388</b>	<b>532</b>	<b>776</b>	<b>396</b>	<b>671</b>	<b>839</b>	<b>578</b>	<b>A</b>	Siirt TRC34
2 376	2 220	871	826	327	405	195	304	839	578	B	
1 307	1 246	513	562	205	371	201	367	-	-	C	

**2.8 İstatistikî Bölge Birimleri Sınıflaması 3. düzeye göre taşınmalı uygulaması yapılan ilkokul, ortaokul, okul ve öğrenci sayıları**

Number of transporting and transported primary schools, lower secondary schools and students by Statistical Regions Level 3

[2013/'14 Öğretim yılı başı - Beginning of the educational year 2013/'14 ]

İBBS - 3. Düzey SR - Level 3	Taşınan Merkez Okul Sayısı <sup>(1)</sup> Number of Transporting Central Schools <sup>(1)</sup>	Taşınan Yerleşim Birimi Sayısı <sup>(2)</sup> Number of Transported Settlement Places Without A School <sup>(2)</sup>	Taşınan Okul Sayısı <sup>(3)</sup> Number of Transported Schools <sup>(3)</sup>	Taşınan Toplam Öğrenci Sayısı Number of Total Transported Students			Taşınan İlkokul Öğrenci Sayısı Number of Total Transported Primary School Students			Taşınan Ortaokul Öğrenci Sayısı Number of Total Transported Lower Secondary School Students		
				Toplam Total	Erkek Males	Kadın Females	Toplam Total	Erkek Males	Kadın Females	Toplam Total	Erkek Males	Kadın Females
				TR Türkiye TR Turkey	10 551	20 654	23 880	825 090	421 434	403 656	281 068	143 238
TR100 İstanbul	71	114	52	4 028	2 044	1 984	1 275	625	650	2 753	1 419	1 334
TR211 Tekirdağ	69	47	202	3 999	2 040	1 959	1 706	844	862	2 293	1 196	1 097
TR212 Edirne	85	21	337	4 172	2 133	2 039	1 649	817	832	2 523	1 316	1 207
TR213 Kırklareli	62	1	191	2 888	1 447	1 441	1 166	583	583	1 722	864	858
TR221 Balıkesir	227	256	820	14 544	7 452	7 092	5 389	2 796	2 593	9 155	4 656	4 499
TR222 Çanakkale	134	22	569	7 878	4 040	3 838	3 247	1 695	1 552	4 631	2 345	2 286
TR310 İzmir	246	425	518	16 032	8 178	7 854	6 056	3 085	2 971	9 976	5 093	4 883
TR321 Aydın	205	348	260	12 709	6 547	6 162	3 994	2 038	1 956	8 715	4 509	4 206
TR322 Denizli	216	247	260	9 157	4 799	4 358	3 418	1 722	1 696	5 739	3 077	2 662
TR323 Muğla	236	579	266	15 018	7 728	7 290	5 868	3 054	2 814	9 150	4 674	4 476
TR331 Manisa	188	528	556	17 553	8 952	8 601	5 758	2 892	2 866	11 795	6 060	5 735
TR332 Afyonkarahisar	132	107	329	6 083	3 141	2 942	1 825	916	909	4 258	2 225	2 033
TR333 Kütahya	161	170	585	8 785	4 523	4 262	3 205	1 673	1 532	5 580	2 850	2 730
TR334 Uşak	92	293	246	4 962	2 618	2 344	1 679	897	782	3 283	1 721	1 562
TR411 Bursa	226	208	466	11 382	5 853	5 529	4 223	2 166	2 057	7 159	3 687	3 472
TR412 Eskişehir	70	38	315	3 265	1 621	1 644	1 384	690	694	1 881	931	950
TR413 Bilecik	44	29	211	2 312	1 180	1 132	957	491	466	1 355	689	666
TR421 Kocaeli	128	320	76	7 852	3 944	3 908	3 572	1 804	1 768	4 280	2 140	2 140
TR422 Sakarya	197	405	325	13 089	6 614	6 475	5 036	2 483	2 553	8 053	4 131	3 922
TR423 Düzce	120	190	109	7 502	3 850	3 652	3 022	1 515	1 507	4 480	2 335	2 145
TR424 Bolu	67	444	112	6 676	3 420	3 256	3 226	1 665	1 561	3 450	1 755	1 695
TR425 Yalova	34	41	6	813	434	379	356	190	166	457	244	213
TR510 Ankara	219	302	660	10 420	5 512	4 908	4 190	2 147	2 043	6 230	3 365	2 865
TR521 Konya	285	334	591	15 364	7 754	7 610	4 551	2 312	2 239	10 813	5 442	5 371
TR522 Karaman	58	146	43	3 446	1 716	1 730	1 356	678	678	2 090	1 038	1 052
TR611 Antalya	250	363	660	18 955	9 563	9 392	8 259	4 186	4 073	10 696	5 377	5 319
TR612 Isparta	86	99	119	3 416	1 760	1 656	1 076	544	532	2 340	1 216	1 124
TR613 Burdur	84	106	188	4 143	2 091	2 052	1 430	706	724	2 713	1 385	1 328
TR621 Adana	200	470	268	14 540	7 388	7 152	5 444	2 701	2 743	9 096	4 687	4 409
TR622 Mersin	277	569	370	19 106	9 820	9 286	8 690	4 436	4 254	10 416	5 384	5 032
TR631 Hatay	189	168	164	12 314	6 297	6 017	4 265	2 220	2 045	8 049	4 077	3 972
TR632 Kahramanmaraş	241	407	381	17 702	9 064	8 638	5 857	3 040	2 817	11 845	6 024	5 821
TR633 Osmaniye	115	299	171	10 576	5 443	5 133	4 131	2 152	1 979	6 445	3 291	3 154
TR711 Kırıkkale	37	51	143	1 702	884	818	639	332	307	1 063	552	511
TR712 Aksaray	107	182	108	4 586	2 342	2 244	1 338	676	662	3 248	1 666	1 582
TR713 Niğde	41	17	72	2 226	1 164	1 062	569	286	283	1 657	878	779
TR714 Nevşehir	57	6	113	2 330	1 175	1 155	446	229	217	1 884	946	938

(1) Taşınan Merkez Okul : Çevredeki yerleşim birimlerinden öğrencilerin eğitim öğretimi görmek amacıyla taşındıkları okul.

(1) Central transporting school: School to which students from nearby areas are transported in order to receive education

(2) Taşınan okulsuz yerleşim birimi sayısı : Okulu olmadığı için öğrencileri taşınan yerleşim birimi sayısı

(2) Number of transported settlement places without a school: Number of settlement places whose students are transported due to the lack of schools in the settlement place.

(3) Taşınan okul : Öğrencileri taşınan okul

(3) Transported school : School whose students are transported to other schools.

## 2.8 İstatistiki Bölge Birimleri Sınıflaması 3. düzeye göre taşınmalı uygulaması yapılan ilkokul, ortaokul, okul ve öğrenci sayıları (devam)

Number of transporting and transported primary schools, lower secondary schools and students by Statistical Regions Level 3 (continued)

[2013/'14 Öğretim yılı başı - Beginning of the educational year 2013/'14]

İBBS - 3. Düzey SR - Level 3	Taşınan Merkez Okul Sayısı <sup>(1)</sup> Number of Transporting Central Schools <sup>(1)</sup>	Taşınan Okulsuz Yerleşim Birimi Sayısı <sup>(2)</sup> Number of Transported Settlement Places Without A School <sup>(2)</sup>	Taşınan Okul Sayısı <sup>(3)</sup> Number of Transported Schools <sup>(3)</sup>	Taşınan Toplam Öğrenci Sayısı Number of Total Transported Students			Taşınan İlkokul Öğrenci Sayısı Number of Total Transported Primary School Students			Taşınan Ortaokul Öğrenci Sayısı Number of Total Transported Lower Secondary School Students		
				Toplam Total	Erkek Males	Kadın Females	Toplam Total	Erkek Males	Kadın Females	Toplam Total	Erkek Males	Kadın Females
				TR715 Kırşehir	62	75	156	2 927	1 489	1 438	1 390	718
TR721 Kayseri	80	56	280	3 505	1 779	1 726	1 253	632	621	2 252	1 147	1 105
TR722 Sivas	121	122	409	6 226	3 249	2 977	2 259	1 227	1 032	3 967	2 022	1 945
TR723 Yozgat	152	90	466	8 185	4 202	3 983	2 590	1 300	1 290	5 595	2 902	2 693
TR811 Zonguldak	157	206	567	14 912	7 474	7 438	5 567	2 778	2 789	9 345	4 696	4 649
TR812 Karabük	49	192	250	2 428	1 248	1 180	1 101	572	529	1 327	676	651
TR813 Bartın	73	471	3	8 596	4 389	4 207	3 843	1 989	1 854	4 753	2 400	2 353
TR821 Kastamonu	93	568	529	10 020	5 120	4 900	4 545	2 320	2 225	5 475	2 800	2 675
TR822 Çankırı	40	83	64	2 158	1 093	1 065	956	468	488	1 202	625	577
TR823 Sinop	42	243	107	4 192	2 164	2 028	2 109	1 092	1 017	2 083	1 072	1 011
TR831 Samsun	322	901	878	28 956	14 784	14 172	9 527	4 877	4 650	19 429	9 907	9 522
TR832 Tokat	155	114	435	7 811	3 953	3 858	2 217	1 153	1 064	5 594	2 800	2 794
TR833 Çorum	123	122	763	7 218	3 635	3 583	2 385	1 209	1 176	4 833	2 426	2 407
TR834 Amasya	95	110	458	6 769	3 429	3 340	2 475	1 266	1 209	4 294	2 163	2 131
TR901 Trabzon	304	1 072	248	20 268	10 265	10 003	9 394	4 769	4 625	10 874	5 496	5 378
TR902 Ordu	288	973	570	24 951	12 658	12 293	10 206	5 225	4 981	14 745	7 433	7 312
TR903 Giresun	159	825	370	14 855	7 559	7 296	6 624	3 394	3 230	8 231	4 165	4 066
TR904 Rize	139	291	306	9 371	4 785	4 586	4 271	2 177	2 094	5 100	2 608	2 492
TR905 Artvin	70	140	74	3 711	1 794	1 917	1 683	796	887	2 028	998	1 030
TR906 Gümüşhane	46	69	136	2 027	1 034	993	838	437	401	1 189	597	592
TRA11 Erzurum	142	119	485	9 663	4 960	4 703	2 279	1 172	1 107	7 384	3 788	3 596
TRA12 Erzincan	57	84	189	2 943	1 492	1 451	1 015	529	486	1 928	963	965
TRA13 Bayburt	34	16	133	1 744	902	842	552	269	283	1 192	633	559
TRA21 Ağrı	68	120	192	10 875	5 630	5 245	1 307	685	622	9 568	4 945	4 623
TRA22 Kars	80	26	135	4 011	2 079	1 932	443	234	209	3 568	1 845	1 723
TRA23 Iğdır	45	20	69	1 984	1 047	937	444	239	205	1 540	808	732
TRA24 Ardahan	64	22	229	3 860	1 911	1 949	1 795	909	886	2 065	1 002	1 063
TRB11 Malatya	151	380	369	11 499	5 853	5 646	4 108	2 057	2 051	7 391	3 796	3 595
TRB12 Elazığ	115	332	143	8 270	4 125	4 145	3 208	1 590	1 618	5 062	2 535	2 527
TRB13 Bingöl	42	110	138	6 766	3 449	3 317	1 801	914	887	4 965	2 535	2 430
TRB14 Tunceli	22	68	8	1 478	749	729	781	391	390	697	358	339
TRB21 Van	272	323	494	49 479	25 337	24 142	11 233	5 728	5 505	38 246	19 609	18 637
TRB22 Muş	15	17	82	2 508	1 256	1 252	165	80	85	2 343	1 176	1 167
TRB23 Bitlis	37	74	18	2 480	1 126	1 354	517	256	261	1 963	870	1 093
TRB24 Hakkari	37	119	151	8 924	4 382	4 542	2 500	1 247	1 253	6 424	3 135	3 289
TRC11 Gaziantep	136	179	449	10 859	5 554	5 305	2 624	1 353	1 271	8 235	4 201	4 034
TRC12 Adıyaman	128	301	446	14 280	7 286	6 994	3 156	1 629	1 527	11 124	5 657	5 467
TRC13 Kilis	29	96	102	2 679	1 323	1 356	768	380	388	1 911	943	968
TRC21 Şanlıurfa	523	1 623	867	75 244	39 198	36 046	24 548	12 510	12 038	50 696	26 688	24 008
TRC22 Diyarbakır	287	832	610	46 445	23 483	22 962	13 076	6 586	6 490	33 369	16 897	16 472
TRC31 Mardin	145	291	340	16 659	8 500	8 159	3 585	1 840	1 745	13 074	6 660	6 414
TRC32 Batman	110	199	131	7 466	3 856	3 610	2 129	1 111	1 018	5 337	2 745	2 592
TRC33 Şırnak	90	42	42	2 916	1 511	1 405	920	491	429	1 996	1 020	976
TRC34 Siirt	96	186	127	11 447	5 791	5 656	2 629	1 353	1 276	8 818	4 438	4 380

**2.9 Ortaöğretim kurumlarının genel müdürlüklere göre okul, öğrenci, öğretmen ve derslik sayısı**

Number of schools, students, teachers and classrooms in secondary education institutions by general directorate

[2013/'14 Öğretim yılı - The educational year 2013/'14]

Eğitim kademesi (Level of education)	Okul/ Kurum School/ Institution	Öğrenci sayısı Number of students			Öğretmen Teacher			Derslik Classroom	
		Toplam Total	Erkek Males	Kadın Females	Toplam Total	Erkek Males	Kadın Females		
<b>Ortaöğretim (Genel+Mesleki Ortaöğretim)</b> Secondary Education (General + vocational and technical secondary education)		<b>10 955</b>	<b>5 420 178</b>	<b>2 859 482</b>	<b>2 560 696</b>	<b>278 641</b>	<b>151 613</b>	<b>127 028</b>	<b>140 560</b>
<b>Ortaöğretim (resmi)</b> Secondary education (public )		<b>9 521</b>	<b>3 916 521</b>	<b>2 034 411</b>	<b>1 882 110</b>	<b>249 601</b>	<b>138 639</b>	<b>110 962</b>	<b>124 513</b>
<b>Ortaöğretim (özel)</b> Secondary education (Private)		<b>1 433</b>	<b>196 663</b>	<b>103 334</b>	<b>93 329</b>	<b>29 040</b>	<b>12 974</b>	<b>16 066</b>	<b>16 047</b>
<b>Açıköğretim lisesi</b> Open secondary education		<b>1</b>	<b>1 306 994</b>	<b>721 737</b>	<b>585 257</b>	-	-	-	-
<b>Genel ortaöğretim toplamı</b> Total of general secondary education		<b>3 744</b>	<b>2 906 291</b>	<b>1 488 037</b>	<b>1 418 254</b>	<b>117 353</b>	<b>63 719</b>	<b>53 634</b>	<b>64 499</b>
<b>Genel ortaöğretim (resmi)</b> General secondary education ( public)		<b>2 736</b>	<b>1 753 332</b>	<b>837 066</b>	<b>916 266</b>	<b>95 785</b>	<b>53 607</b>	<b>42 178</b>	<b>53 303</b>
<b>Ortaöğretim Genel Müdürlüğü</b> General Directorate of Secondary Education	2 734	1 487 737	704 728	783 009	95 655	53 493	42 162	53 289	
<b>Özel Öğretim Kurumları Genel Müdürlüğü (Özel)</b> General Directorate of Private Education Institutions (Private)	1 007	140 610	76 830	63 780	21 568	10 112	11 456	11 196	
<b>Diğer Bakanlık ve Kur. Bağlı Meslek Lisesi (Polis Koleji)</b> Police College (Dependent on the other Ministries or Institutions )	2	934	934	-	130	114	16	14	
<b>Mesleki Tekniğe ve Din Öğretimine Devredilen Liseler<sup>(1)</sup></b> High schools that were assigned to General Directorate of Vocational and Technical Education and General Directorate of Religious Education <sup>(1)</sup>	-	264 661	131 404	133 257	-	-	-	-	
<b>Açıköğretim lisesi</b> Open secondary education	1	1 012 349	574 141	438 208	-	-	-	-	
<b>Mesleki ve teknik ortaöğretim toplamı</b> Total of vocational and technical secondary education		<b>6 357</b>	<b>2 039 791</b>	<b>1 144 380</b>	<b>895 411</b>	<b>131 732</b>	<b>71 121</b>	<b>60 611</b>	<b>59 216</b>
<b>Mesleki ve teknik lise (resmi)</b> Vocational and technical high school (public )		<b>5 931</b>	<b>1 689 093</b>	<b>970 280</b>	<b>718 813</b>	<b>124 260</b>	<b>68 259</b>	<b>56 001</b>	<b>54 365</b>
<b>Mesleki ve Teknik Eğitim Genel Müdürlüğü</b> General Directorate of Vocational and Technical Education	5 592	1 671 398	958 850	712 548	120 731	66 597	54 134	52 509	
<b>Özel Eğitim ve Rehberlik Hizmetleri Genel Müdürlüğü</b> General Directorate of Special Education and Guidance Services	327	17 084	11 212	5 872	3 206	1 526	1 680	1 731	
<b>Diğer Bakanlık ve Kur. Bağlı Meslek Lisesi (Konservatuvar)</b> Conservatory (Dependent on the other Ministries or Institutions )	12	611	218	393	323	136	187	125	
<b>Özel Öğretim Kurumları Genel Müdürlüğü (Özel)</b> General Directorate of Private Education Institutions (Private)	426	56 053	26 504	29 549	7 472	2 862	4 610	4 851	
<b>Açıköğretim lisesi</b> Open secondary education	-	294 645	147 596	147 049	-	-	-	-	
<b>Din Öğretimi Genel Müdürlüğü</b> General Directorate of Religious Education	854	474 096	227 065	247 031	29 556	16 773	12 783	16 845	

(1) Genel Lise iken, Mesleki Teknik Öğretim ve Din Öğretimine devredilen okullardaki genel lise öğrencileridir.

(1) As the students who are in general high school which is converted into General Directorate of Vocational and Technical Education and General Directorate of Religious Education.



**2.10 Ortaöğretim kurumlarında okul türlerine göre okul, öğrenci, öğretmen ve derslik sayısı**

Number of schools, students, teachers and classrooms in secondary education institutions by school type

[2013/'14 Öğretim yılı - The educational year 2013/'14]

Okul Türleri (Type of school)	Okul/ Kurum School/ Institution	Öğrenci sayısı Number of students			Öğretmen Teacher			Derslik Classroom
		Toplam Total	Erkek Males	Kadın Females	Toplam Total	Erkek Males	Kadın Females	
<b>Ortaöğretim (Genel+Mesleki Ortaöğretim)</b> Secondary Education (General+Vocational Secondary Education)	<b>10 955</b>	<b>5 420 178</b>	<b>2 859 482</b>	<b>2 560 696</b>	<b>278 641</b>	<b>151 613</b>	<b>127 028</b>	<b>140 560</b>
<b>Ortaöğretim (Resmi)</b> Secondary education (Public)	<b>9 521</b>	<b>3 916 521</b>	<b>2 034 411</b>	<b>1 882 110</b>	<b>249 601</b>	<b>138 639</b>	<b>110 962</b>	<b>124 513</b>
<b>Ortaöğretim (Özel)</b> Secondary education (Private)	<b>1 433</b>	<b>196 663</b>	<b>103 334</b>	<b>93 329</b>	<b>29 040</b>	<b>12 974</b>	<b>16 066</b>	<b>16 047</b>
<b>Açıköğretim lisesi</b> Open secondary education	<b>1</b>	<b>1 306 994</b>	<b>721 737</b>	<b>585 257</b>	-	-	-	-
<b>Genel ortaöğretim toplamı</b> Total of general secondary education	<b>3 744</b>	<b>2 906 291</b>	<b>1 488 037</b>	<b>1 418 254</b>	<b>117 353</b>	<b>63 719</b>	<b>53 634</b>	<b>64 499</b>
<b>Genel ortaöğretim (Resmi)</b> General secondary education (Public)	<b>2 736</b>	<b>1 753 332</b>	<b>837 066</b>	<b>916 266</b>	<b>95 785</b>	<b>53 607</b>	<b>42 178</b>	<b>53 303</b>
<b>Genel Ortaöğretim (Özel)</b> General secondary education (Private)	<b>1 007</b>	<b>140 610</b>	<b>76 830</b>	<b>63 780</b>	<b>21 568</b>	<b>10 112</b>	<b>11 456</b>	<b>11 196</b>
<b>Açıköğretim lisesi</b> Open secondary education	<b>1</b>	<b>1 012 349</b>	<b>574 141</b>	<b>438 208</b>	-	-	-	-
<b>Ortaöğretim Genel Müdürlüğü (Resmi)</b> General Directorate of Secondary Education (Public)	<b>2 734</b>	<b>1 487 737</b>	<b>704 728</b>	<b>783 009</b>	<b>95 655</b>	<b>53 493</b>	<b>42 162</b>	<b>53 289</b>
<b>Anadolu Lisesi - Anatolian High School</b>	<b>2 131</b>	<b>879 780</b>	<b>407 767</b>	<b>472 013</b>	<b>80 042</b>	<b>43 428</b>	<b>36 614</b>	<b>44 316</b>
<b>Lise (Anadolu Lisesine Dönüşen)<sup>(1)</sup></b> High School (Return to the Anatolian High)	-	<b>421 105</b>	<b>211 174</b>	<b>209 931</b>	<b>1 019</b>	<b>555</b>	<b>464</b>	-
<b>Fen Lisesi - Science High School</b>	<b>150</b>	<b>45 801</b>	<b>22 356</b>	<b>23 445</b>	<b>3 406</b>	<b>2 421</b>	<b>985</b>	<b>2 317</b>
<b>Güzel Sanatlar Lisesi</b> Fine Arts High School	<b>71</b>	<b>13 129</b>	<b>5 331</b>	<b>7 798</b>	<b>1 854</b>	<b>1 022</b>	<b>832</b>	<b>847</b>
<b>Spor Lisesi</b> Sports High School	<b>51</b>	<b>8 572</b>	<b>6 034</b>	<b>2 538</b>	<b>511</b>	<b>353</b>	<b>158</b>	<b>350</b>
<b>Sosyal Bilimler Lisesi</b> Social Sciences High School	<b>32</b>	<b>9 919</b>	<b>4 478</b>	<b>5 441</b>	<b>818</b>	<b>524</b>	<b>294</b>	<b>517</b>
<b>Anadolu Öğretmen Lisesi - Anatolian Teacher Training High School</b>	<b>299</b>	<b>109 431</b>	<b>47 588</b>	<b>61 843</b>	<b>8 005</b>	<b>5 190</b>	<b>2 815</b>	<b>4 942</b>
<b>Polis Koleji</b> Police College	<b>2</b>	<b>934</b>	<b>934</b>	-	<b>130</b>	<b>114</b>	<b>16</b>	<b>14</b>
<b>Mesleki Tekniğe ve Din Öğretimine Devredilen Liseler<sup>(2)</sup></b> High schools that were assigned to General Directorate of Vocational and Technical Education and General Directorate of Religious Education <sup>(2)</sup>	-	<b>264 661</b>	<b>131 404</b>	<b>133 257</b>	-	-	-	-
<b>Özel Öğretim Kurumları Genel Müdürlüğü (Özel)</b> General Directorate of Private Education Institutions (Private)	<b>1 007</b>	<b>140 610</b>	<b>76 830</b>	<b>63 780</b>	<b>21 568</b>	<b>10 112</b>	<b>11 456</b>	<b>11 196</b>
<b>Özel Türk Lisesi</b> Private Turkish High School	<b>980</b>	<b>132 983</b>	<b>73 346</b>	<b>59 637</b>	<b>20 498</b>	<b>9 739</b>	<b>10 759</b>	<b>10 744</b>
<b>Azınlık Lisesi</b> Minority High School	<b>12</b>	<b>909</b>	<b>440</b>	<b>469</b>	<b>233</b>	<b>70</b>	<b>163</b>	<b>95</b>
<b>Uluslararası Lise</b> International High School	<b>4</b>	<b>91</b>	<b>46</b>	<b>45</b>	<b>64</b>	<b>23</b>	<b>41</b>	<b>26</b>
<b>Yabancı Lise</b> Foreign High School	<b>11</b>	<b>6 627</b>	<b>2 998</b>	<b>3 629</b>	<b>773</b>	<b>280</b>	<b>493</b>	<b>331</b>
<b>Meslekî ve Teknik Ortaöğretim Toplamı</b> Total of Vocational and Technical Secondary Education	<b>7 211</b>	<b>2 513 887</b>	<b>1 371 445</b>	<b>1 142 442</b>	<b>161 288</b>	<b>87 894</b>	<b>73 394</b>	<b>76 061</b>
<b>Meslekî ve Teknik Ortaöğretim (Resmi)</b> Vocational and Technical Secondary Education (Public)	<b>6 785</b>	<b>2 163 189</b>	<b>1 197 345</b>	<b>965 844</b>	<b>153 816</b>	<b>85 032</b>	<b>68 784</b>	<b>71 210</b>
<b>Meslekî ve Teknik Ortaöğretim (Özel)</b> Vocational and Technical Secondary Education (Private)	<b>426</b>	<b>56 053</b>	<b>26 504</b>	<b>29 549</b>	<b>7 472</b>	<b>2 862</b>	<b>4 610</b>	<b>4 851</b>
<b>Açıköğretim lisesi</b> Open Secondary Education	-	<b>294 645</b>	<b>147 596</b>	<b>147 049</b>	-	-	-	-

(1) Genel lise iken Anadolu Lisesine dönüştürülen okullardaki genel lise öğrencileridir.

(1) As the students who are in general high school which is assigned in Anatolian high school.

(2) Genel lise iken Mesleki Teknik öğretim ve Din öğretimine devredilen okullardaki genel lise öğrencileridir.

(2) As the students who are in general high school which is converted into General Directorate of Vocational and Technical Education and General Directorate of Religious Education.

**2.10 Ortaöğretim kurumlarında okul türlerine göre okul, öğrenci, öğretmen ve derslik sayısı (devam)**

Number of schools, students, teachers and classrooms in secondary education institutions by school type (continued)

[2013/'14 Öğretim yılı - The educational year 2013/'14]

Okul Türleri (Type of school)	Okul/ Kurum School/ Institution	Öğrenci sayısı Number of students			Öğretmen Teacher			Derslik Classroom	
		Toplam Total	Erkek Males	Kadın Females	Toplam Total	Erkek Males	Kadın Females		
<b>Mesleki ve Teknik Eğitim Genel Müdürlüğü (Resmi)</b> General Directorate of Vocational and Technical Education (Public)		<b>5 592</b>	<b>1 671 398</b>	<b>958 850</b>	<b>712 548</b>	<b>120 731</b>	<b>66 597</b>	<b>54 134</b>	<b>52 509</b>
<b>Endüstri Meslek Lisesi</b> Vocational School for Industry	677	<b>464 430</b>	415 532	48 898	<b>41 300</b>	28 793	12 507	13 936	
<b>Anadolu Teknik Lisesi</b> Anatolian Technical High School	557	<b>110 865</b>	96 091	14 774	<b>2 224</b>	1 476	748	797	
<b>Teknik Lise</b> Technical High School	506	<b>39 760</b>	33 442	6 318	-	-	-	-	
<b>Anadolu Meslek Lisesi</b> Anatolian Vocational High School	361	<b>57 142</b>	26 943	30 199	<b>2 767</b>	1 168	1 599	1 015	
<b>Anadolu Denizcilik Meslek Lisesi</b> Anatolian Marine High School	49	<b>9 555</b>	8 909	646	<b>666</b>	430	236	412	
<b>Anadolu Denizcilik Teknik Lisesi</b> Anatolian Marine Technical High School	11	<b>1 420</b>	1 290	130	-	-	-	-	
<b>Denizcilik Meslek Lisesi</b> Vocational High School for Marine	9	<b>375</b>	302	73	<b>14</b>	12	2	-	
<b>Çok Programlı Lise</b> Multiprogram High School	907	<b>155 276</b>	93 177	62 099	<b>15 553</b>	8 703	6 850	10 770	
<b>Anadolu Tapu Kadastro Meslek Lisesi</b> Anatolian Cadastre Vocational High School	1	<b>217</b>	142	75	<b>21</b>	10	11	8	
<b>Anadolu Tarım Meslek Lisesi</b> Anatolian Vocational High School for Agriculture	5	<b>809</b>	475	334	-	-	-	-	
<b>Tarım Meslek Lisesi</b> Vocational High School for Agriculture	20	<b>3 518</b>	2 777	741	<b>337</b>	207	130	190	
<b>Mesleki ve Teknik Eğitim Merkezi</b> Vocational and Technical Training Center	108	<b>38 290</b>	27 459	10 831	<b>3 375</b>	2 214	1 161	1 655	
<b>İkili Meslek Eğitim Merkezi</b> Dual Vocational Education Center	73	<b>6 460</b>	6 148	312	-	-	-	-	
<b>Ziraat Teknik Lisesi</b> Technical High School for Agriculture	1	-	-	-	-	-	-	-	
<b>Kız Meslek Lisesi</b> Vocational High School for Girls	482	<b>210 759</b>	2 419	208 340	<b>18 644</b>	6 932	11 712	7 802	
<b>Meslek Lisesi</b> Vocational High School	161	<b>64 700</b>	12 090	52 610	<b>5 087</b>	1 690	3 397	1 870	
<b>Anadolu Kız Meslek Lisesi</b> Anatolian Vocational High School for Girls	222	<b>43 738</b>	4	43 734	<b>61</b>	30	31	30	
<b>Anadolu Kız Teknik Lisesi</b> Anatolian Technical High School for Girls	34	<b>5 370</b>	-	5 370	-	-	-	-	
<b>Kız Teknik Lisesi</b> Technical High School for Girls	99	<b>4 201</b>	37	4 164	-	-	-	-	
<b>Ticaret Meslek Lisesi</b> Vocational High School for Commerce	421	<b>241 811</b>	140 505	101 306	<b>15 202</b>	7 910	7 292	6 874	
<b>Anadolu Ticaret Meslek Lisesi</b> Anatolian Vocational High School for Commerce	276	<b>57 091</b>	27 529	29 562	<b>1 803</b>	938	865	793	
<b>Anadolu Otelcilik ve Turizm Meslek Lisesi</b> Anatolian Vocational High School for Hotel Management and Tourism	135	<b>36 259</b>	25 634	10 625	<b>3 301</b>	1 750	1 551	1 681	
<b>Anadolu İletişim Meslek Lisesi</b> Anatolian Vocational High School for Communication	30	<b>5 708</b>	1 892	3 816	<b>229</b>	124	105	127	
<b>Adalet Meslek Lisesi</b> Vocational High School for Law	56	<b>7 758</b>	3 451	4 307	<b>52</b>	28	24	40	
<b>Anadolu Sağlık Meslek Lisesi</b> Anatolian Vocational High School for Public Health	391	<b>105 886</b>	32 602	73 284	<b>10 095</b>	4 182	5 913	4 509	

(1) Genel lise iken Anadolu Lisesine dönüştürülen okullardaki genel lise öğrencileridir.

(1) As the students who are in general high school which is assigned in Anatolian high school.

(2) Genel lise iken Mesleki Teknik öğretim ve Din öğretimine devredilen okullardaki genel lise öğrencileridir.

(2) As the students who are in general high school which is converted into General Directorate of Vocational and Technical Education and General Directorate of Religious Education.

**2.10 Ortaöğretim kurumlarında okul türlerine göre okul, öğrenci, öğretmen ve derslik sayısı (devam)**

Number of schools, students, teachers and classrooms in secondary education institutions by school type (continued)

[2013/'14 Öğretim yılı - The educational year 2013/'14]

Okul Türleri (Type of school)	Okul/ Kurum School/ Institution	Öğrenci sayısı Number of students			Öğretmen Teacher			Derslik Classroom
		Toplam Total	Erkek Males	Kadın Females	Toplam Total	Erkek Males	Kadın Females	
<b>Din Öğretimi Genel Müdürlüğü (Resmi)</b> General Directorate of Religious Education (Public)	<b>854</b>	<b>474 096</b>	<b>227 065</b>	<b>247 031</b>	<b>29 556</b>	<b>16 773</b>	<b>12 783</b>	<b>16 845</b>
<b>İmam Hatip Lisesi - Anadolu İmam Hatip Lisesi</b> Imam and Preacher High School - Anatolian Imam and Preacher High School	854	474 096	227 065	247 031	29 556	16 773	12 783	16 845
<b>Özel Eğitim ve Rehberlik Hizmetleri Genel Müdürlüğü (Resmi)</b> General Directorate of Special Education and Guidance Services (Public)	<b>327</b>	<b>17 084</b>	<b>11 212</b>	<b>5 872</b>	<b>3 206</b>	<b>1 526</b>	<b>1 680</b>	<b>1 731</b>
<b>Özel Eğitim Meslek Lisesi (İşitme Engelliler)</b> Special Education Vocational Upper Secondary School (Hearing-Impaired)	18	2 152	1 314	838	427	250	177	245
<b>Özel Eğitim Meslek Lisesi (Ortopedik Engelliler)</b> Special Education Vocational Upper Secondary School (Orthopedic-Impaired)	2	118	82	36	37	25	12	18
<b>Özel Eğitim Mesleki Eğitim Merkezi (Görme Engelliler-III. Kademe)</b> Special Education of Vocational Training Center (Visually-Impaired III. Grade)	2	35	23	12	11	4	7	4
<b>Özel Eğitim İş Uygulama Merkezi (III. Kademe)</b> Training Center of Special Education (III. Grade)	193	5 455	3 608	1 847	1 069	473	596	767
<b>Özel Eğitim Mesleki Eğitim Merkezi (Zihinsel Engelliler-III. Kademe)</b> Special Education of Vocational Training Center (Mentally-Impaired III. Grade)	112	9 324	6 185	3 139	1 662	774	888	697
<b>Özel Öğretim Kurumları Genel Müdürlüğü (Özel)</b> General Directorate of Private Education Institutions (Private)	<b>426</b>	<b>56 053</b>	<b>26 504</b>	<b>29 549</b>	<b>7 472</b>	<b>2 862</b>	<b>4 610</b>	<b>4 851</b>
<b>Özel Türk Lisesi</b> Private Turkish High School	426	56 053	26 504	29 549	7 472	2 862	4 610	4 851
<b>Azınlık Lisesi</b> Minority High School	-	-	-	-	-	-	-	-
<b>Uluslararası Lise</b> International High School	-	-	-	-	-	-	-	-
<b>Yabancı Lise</b> Foreign High School	-	-	-	-	-	-	-	-
<b>Müzik ve Sahne Sanatları Lisesi</b> Music and Performing Arts High School	12	611	218	393	323	136	187	125

(1) Genel lise iken Anadolu Lisesine dönüştürülen okullardaki genel lise öğrencileridir.

(1) As the students who are in general high school which is assigned in Anatolian high school.

(2) Genel lise iken Mesleki Teknik öğretim ve Din öğretimine devredilen okullardaki genel lise öğrencileridir.

(2) As the students who are in general high school which is converted into General Directorate of Vocational and Technical Education and General Directorate of Religious Education.

## 2.11 İstatistiki Bölge Birimleri Sınıflaması 3. düzey, ortaöğretimde resmi ve özel ayrımında yerleşim yeri, okul, öğrenci, öğretmen ve derslik sayısı

[2013/'14 Öğretim yılı başı]

A. Toplam		B. Şehir			C. Köy								
İBBS 3. Düzey	Okul School	Toplam - Total					Resmi						
		Öğrenci - Students			Öğretmen <sup>(1)</sup> Teacher <sup>(1)</sup>	Derslik Classroom	Öğrenci - Students						
		Toplam Total	Erkek Males	Kadın Females			Okul School	Toplam Total	Erkek Males	Kadın Females			
TR Türkiye	A	10 955	5 420 178	2 859 482	2 560 696	278 641	140 560	9 522	3 916 521	2 034 411	1 882 110		
	B	10 180	5 241 073	2 759 711	2 481 362	265 780	131 913	8 823	3 748 815	1 941 386	1 807 429		
	C	775	179 105	99 771	79 334	12 861	8 647	699	167 706	93 025	74 681		
Genel	A	3 744	2 906 291	1 488 037	1 418 254	117 353	64 499	2 737	1 753 332	837 066	916 266		
	B	3 537	2 814 284	1 442 899	1 371 385	112 232	61 294	2 598	1 671 920	798 348	873 572		
	C	207	92 007	45 138	46 869	5 121	3 205	139	81 412	38 718	42 694		
Mesleki ve teknik	A	7 211	2 513 887	1 371 445	1 142 442	161 288	76 061	6 785	2 163 189	1 197 345	965 844		
	B	6 643	2 426 789	1 316 812	1 109 977	153 548	70 619	6 225	2 076 895	1 143 038	933 857		
	C	568	87 098	54 633	32 465	7 740	5 442	560	86 294	54 307	31 987		
TR100 İstanbul	A	1 428	1 025 926	533 575	492 351	42 440	20 526	984	659 469	336 238	323 231		
	B	1 389	1 014 134	526 807	487 327	41 602	20 005	957	649 881	330 549	319 332		
	C	39	11 792	6 768	5 024	838	521	27	9 588	5 689	3 899		
Genel	A	565	547 761	284 652	263 109	18 051	9 299	213	256 430	122 768	133 662		
	B	549	542 963	282 351	260 612	17 559	9 018	209	253 836	121 546	132 290		
	C	16	4 798	2 301	2 497	492	281	4	2 594	1 222	1 372		
Mesleki ve teknik	A	863	478 165	248 923	229 242	24 389	11 227	771	403 039	213 470	189 569		
	B	840	471 171	244 456	226 715	24 043	10 987	748	396 045	209 003	187 042		
	C	23	6 994	4 467	2 527	346	240	23	6 994	4 467	2 527		
TR211 Tekirdağ	A	111	56 182	29 685	26 497	2 755	1 564	96	42 017	21 978	20 039		
	B	101	52 432	27 645	24 787	2 569	1 376	86	38 267	19 938	18 329		
	C	10	3 750	2 040	1 710	186	188	10	3 750	2 040	1 710		
Genel	A	34	30 139	14 513	15 626	1 188	758	25	18 758	8 249	10 509		
	B	33	29 072	14 044	15 028	1 168	743	24	17 691	7 780	9 911		
	C	1	1 067	469	598	20	15	1	1 067	469	598		
Mesleki ve teknik	A	77	26 043	15 172	10 871	1 567	806	71	23 259	13 729	9 530		
	B	68	23 360	13 601	9 759	1 401	633	62	20 576	12 158	8 418		
	C	9	2 683	1 571	1 112	166	173	9	2 683	1 571	1 112		
TR212 Edirne	A	77	22 051	12 031	10 020	1 604	824	72	18 687	10 094	8 593		
	B	74	21 398	11 753	9 645	1 565	795	69	18 034	9 816	8 218		
	C	3	653	278	375	39	29	3	653	278	375		
Genel	A	23	11 489	5 530	5 959	743	382	18	8 612	3 859	4 753		
	B	21	10 853	5 266	5 587	707	358	16	7 976	3 595	4 381		
	C	2	636	264	372	36	24	2	636	264	372		
Mesleki ve teknik	A	54	10 562	6 501	4 061	861	442	54	10 075	6 235	3 840		
	B	53	10 545	6 487	4 058	858	437	53	10 058	6 221	3 837		
	C	1	17	14	3	3	5	1	17	14	3		
TR213 Kırklareli	A	57	19 370	10 474	8 896	1 206	643	55	16 202	8 626	7 576		
	B	54	18 829	10 162	8 667	1 174	607	52	15 661	8 314	7 347		
	C	3	541	312	229	32	36	3	541	312	229		
Genel	A	19	9 646	4 612	5 034	529	296	18	7 181	3 250	3 931		
	B	19	9 469	4 536	4 933	529	296	18	7 004	3 174	3 830		
	C	-	177	76	101	-	-	-	177	76	101		
Mesleki ve teknik	A	38	9 724	5 862	3 862	677	347	37	9 021	5 376	3 645		
	B	35	9 360	5 626	3 734	645	311	34	8 657	5 140	3 517		
	C	3	364	236	128	32	36	3	364	236	128		
TR221 Balıkesir	A	198	69 967	35 991	33 976	4 632	2 139	183	55 861	28 795	27 066		
	B	184	67 243	34 208	33 035	4 407	1 989	170	53 449	27 184	26 265		
	C	14	2 724	1 783	941	225	150	13	2 412	1 611	801		
Genel	A	59	36 152	17 184	18 968	1 950	992	51	25 141	11 267	13 874		
	B	58	35 212	16 687	18 525	1 905	958	51	24 513	10 942	13 571		
	C	1	940	497	443	45	34	-	628	325	303		
Mesleki ve teknik	A	139	33 815	18 807	15 008	2 682	1 147	132	30 720	17 528	13 192		
	B	126	32 031	17 521	14 510	2 502	1 031	119	28 936	16 242	12 694		
	C	13	1 784	1 286	498	180	116	13	1 784	1 286	498		
TR222 Çanakkale	A	114	26 873	14 136	12 737	1 998	1 067	110	22 167	11 663	10 504		
	B	104	25 522	13 367	12 155	1 847	948	101	20 937	10 947	9 990		
	C	10	1 351	769	582	151	119	9	1 230	716	514		
Genel	A	34	15 365	7 273	8 092	856	448	32	11 419	5 150	6 269		
	B	31	14 637	6 920	7 717	799	416	30	10 812	4 850	5 962		
	C	3	728	353	375	57	32	2	607	300	307		
Mesleki ve teknik	A	80	11 508	6 863	4 645	1 142	619	78	10 748	6 513	4 235		
	B	73	10 885	6 447	4 438	1 048	532	71	10 125	6 097	4 028		
	C	7	623	416	207	94	87	7	623	416	207		

(1) Toplam öğretmen, kadrolu öğretmenleri kapsar.

## 2.11. Number of schools, students, teachers and classrooms in public and private secondary education institutions by settlement place according to Statistical Regions Level 3

[Beginning of the educational year 2013/14]

A. Total		B. City			C. Village			Açıköğretim lisesi						SR Level 3
Public		Özel			Private			Open secondary education						
Öğretmen <sup>(1)</sup> Teacher <sup>(1)</sup>	Derslik Classroom	Okul School	Öğrenci - Students			Öğretmen <sup>(1)</sup> Teacher <sup>(1)</sup>	Derslik Classroom	Öğrenci - Students			A			
			Toplam Total	Erkek Males	Kadın Females			Toplam Total	Erkek Males	Kadın Females				
249 601	124 513	1 433	196 663	103 334	93 329	29 040	16 047	1 306 994	721 737	585 257	A	Turkey TR		
238 503	116 931	1 357	185 264	96 588	88 676	27 277	14 982	1 306 994	721 737	585 257	B			
11 098	7 582	76	11 399	6 746	4 653	1 763	1 065	-	-	-	C			
95 785	53 303	1 007	140 610	76 830	63 780	21 568	11 196	1 012 349	574 141	438 208	A	General		
92 296	51 011	939	130 015	70 410	59 605	19 936	10 283	1 012 349	574 141	438 208	B			
3 489	2 292	68	10 595	6 420	4 175	1 632	913	-	-	-	C			
153 816	71 210	426	56 053	26 504	29 549	7 472	4 851	294 645	147 596	147 049	A	Vocational and technical		
146 207	65 920	418	55 249	26 178	29 071	7 341	4 699	294 645	147 596	147 049	B			
7 609	5 290	8	804	326	478	131	152	-	-	-	C			
32 681	15 450	444	66 839	35 368	31 471	9 759	5 076	299 618	161 969	137 649	A	İstanbul TR100		
32 204	15 124	432	64 635	34 289	30 346	9 398	4 881	299 618	161 969	137 649	B			
477	326	12	2 204	1 079	1 125	361	195	-	-	-	C			
10 077	5 233	352	52 925	29 220	23 705	7 974	4 066	238 406	132 664	105 742	A	General		
9 946	5 147	340	50 721	28 141	22 580	7 613	3 871	238 406	132 664	105 742	B			
131	86	12	2 204	1 079	1 125	361	195	-	-	-	C			
22 604	10 217	92	13 914	6 148	7 766	1 785	1 010	61 212	29 305	31 907	A	Vocational and technical		
22 258	9 977	92	13 914	6 148	7 766	1 785	1 010	61 212	29 305	31 907	B			
346	240	-	-	-	-	-	-	-	-	-	C			
2 544	1 365	15	1 263	655	608	211	199	12 902	7 052	5 850	A	Tekirdağ TR21		
2 358	1 177	15	1 263	655	608	211	199	12 902	7 052	5 850	B			
186	188	-	-	-	-	-	-	-	-	-	C			
1 101	627	9	411	249	162	87	131	10 970	6 015	4 955	A	General		
1 081	612	9	411	249	162	87	131	10 970	6 015	4 955	B			
20	15	-	-	-	-	-	-	-	-	-	C			
1 443	738	6	852	406	446	124	68	1 932	1 037	895	A	Vocational and technical		
1 277	565	6	852	406	446	124	68	1 932	1 037	895	B			
166	173	-	-	-	-	-	-	-	-	-	C			
1 495	787	5	265	145	120	109	37	3 099	1 792	1 307	A	Edirne TR212		
1 456	758	5	265	145	120	109	37	3 099	1 792	1 307	B			
39	29	-	-	-	-	-	-	-	-	-	C			
634	345	5	265	145	120	109	37	2 612	1 526	1 086	A	General		
598	321	5	265	145	120	109	37	2 612	1 526	1 086	B			
36	24	-	-	-	-	-	-	-	-	-	C			
861	442	-	-	-	-	-	-	487	266	221	A	Vocational and technical		
858	437	-	-	-	-	-	-	487	266	221	B			
3	5	-	-	-	-	-	-	-	-	-	C			
1 166	589	2	145	58	87	40	54	3 023	1 790	1 233	A	Kırklareli TR213		
1 134	553	2	145	58	87	40	54	3 023	1 790	1 233	B			
32	36	-	-	-	-	-	-	-	-	-	C			
507	296	1	30	14	16	22	-	2 435	1 348	1 087	A	General		
507	296	1	30	14	16	22	-	2 435	1 348	1 087	B			
-	-	-	-	-	-	-	-	-	-	-	C			
659	293	1	115	44	71	18	54	588	442	146	A	Vocational and technical		
627	257	1	115	44	71	18	54	588	442	146	B			
32	36	-	-	-	-	-	-	-	-	-	C			
4 357	2 007	15	1 415	728	687	275	132	12 691	6 468	6 223	A	Balıkesir TR221		
4 161	1 873	14	1 103	556	547	246	116	12 691	6 468	6 223	B			
196	134	1	312	172	140	29	16	-	-	-	C			
1 771	934	8	1 047	587	460	179	58	9 964	5 330	4 634	A	General		
1 755	916	7	735	415	320	150	42	9 964	5 330	4 634	B			
16	18	1	312	172	140	29	16	-	-	-	C			
2 586	1 073	7	368	141	227	96	74	2 727	1 138	1 589	A	Vocational and technical		
2 406	957	7	368	141	227	96	74	2 727	1 138	1 589	B			
180	116	-	-	-	-	-	-	-	-	-	C			
1 916	1 040	4	303	138	165	82	27	4 403	2 335	2 068	A	Çanakkale TR222		
1 790	933	3	182	85	97	57	15	4 403	2 335	2 068	B			
126	107	1	121	53	68	25	12	-	-	-	C			
806	436	2	176	76	100	50	12	3 770	2 047	1 723	A	General		
774	416	1	55	23	32	25	12	3 770	2 047	1 723	B			
32	20	1	121	53	68	25	12	-	-	-	C			
1 110	604	2	127	62	65	32	15	633	288	345	A	Vocational and technical		
1 016	517	2	127	62	65	32	15	633	288	345	B			
94	87	-	-	-	-	-	-	-	-	-	C			

(1) Total of teachers includes permanent teaching staff.

**2.11 İstatistik Bölge Birimleri Sınıflaması 3. düzey, ortaöğretimde resmi ve özel ayrımında yerleşim yeri, okul, öğrenci, öğretmen ve derslik sayısı (devam)****[2013/'14 Öğretim yılı başı]**

İBBS 3. Düzey	A. Toplam	B. Şehir	C. Köy	Toplam - Total				Resmi			
				Öğrenci - Students			Öğretmen <sup>(1)</sup> Teacher <sup>(1)</sup>	Derslik Classroom	Öğrenci - Students		
				Okul School	Toplam Total	Erkek Males			Kadın Females	Okul School	Toplam Total
<b>TR310 İzmir</b>	<b>A</b>	<b>527</b>	<b>256 861</b>	<b>135 013</b>	<b>121 848</b>	<b>14 738</b>	<b>6 437</b>	<b>450</b>	<b>183 555</b>	<b>93 796</b>	<b>89 759</b>
	B	496	250 749	131 935	118 814	14 222	6 104	422	178 011	91 007	87 004
	C	31	6 112	3 078	3 034	516	333	28	5 544	2 789	2 755
Genel	<b>A</b>	<b>181</b>	<b>133 911</b>	<b>66 536</b>	<b>67 375</b>	<b>6 425</b>	<b>3 212</b>	<b>123</b>	<b>78 280</b>	<b>34 663</b>	<b>43 617</b>
	B	171	130 904	65 225	65 679	6 171	3 032	116	75 841	33 641	42 200
	C	10	3 007	1 311	1 696	254	180	7	2 439	1 022	1 417
Mesleki ve teknik	<b>A</b>	<b>346</b>	<b>122 950</b>	<b>68 477</b>	<b>54 473</b>	<b>8 313</b>	<b>3 225</b>	<b>327</b>	<b>105 275</b>	<b>59 133</b>	<b>46 142</b>
	B	325	119 845	66 710	53 135	8 051	3 072	306	102 170	57 366	44 804
	C	21	3 105	1 767	1 338	262	153	21	3 105	1 767	1 338
<b>TR321 Aydın</b>	<b>A</b>	<b>150</b>	<b>61 832</b>	<b>31 814</b>	<b>30 018</b>	<b>4 138</b>	<b>1 991</b>	<b>132</b>	<b>47 626</b>	<b>24 100</b>	<b>23 526</b>
	B	136	58 946	30 424	28 522	3 881	1 837	118	44 740	22 710	22 030
	C	14	2 886	1 390	1 496	257	154	14	2 886	1 390	1 496
Genel	<b>A</b>	<b>59</b>	<b>35 105</b>	<b>16 646</b>	<b>18 459</b>	<b>1 914</b>	<b>1 059</b>	<b>46</b>	<b>23 042</b>	<b>9 991</b>	<b>13 051</b>
	B	54	33 391	15 953	17 438	1 810	988	41	21 328	9 298	12 030
	C	5	1 714	693	1 021	104	71	5	1 714	693	1 021
Mesleki ve teknik	<b>A</b>	<b>91</b>	<b>26 727</b>	<b>15 168</b>	<b>11 559</b>	<b>2 224</b>	<b>932</b>	<b>86</b>	<b>24 584</b>	<b>14 109</b>	<b>10 475</b>
	B	82	25 555	14 471	11 084	2 071	849	77	23 412	13 412	10 000
	C	9	1 172	697	475	153	83	9	1 172	697	475
<b>TR322 Denizli</b>	<b>A</b>	<b>151</b>	<b>61 237</b>	<b>31 167</b>	<b>30 070</b>	<b>3 940</b>	<b>1 968</b>	<b>136</b>	<b>48 182</b>	<b>24 306</b>	<b>23 876</b>
	B	131	57 028	28 910	28 118	3 654	1 773	118	44 431	22 471	21 960
	C	20	4 209	2 257	1 952	286	195	18	3 751	1 835	1 916
Genel	<b>A</b>	<b>46</b>	<b>32 470</b>	<b>15 486</b>	<b>16 984</b>	<b>1 567</b>	<b>879</b>	<b>37</b>	<b>21 680</b>	<b>9 578</b>	<b>12 102</b>
	B	42	30 380	14 480	15 900	1 438	808	35	20 048	8 994	11 054
	C	4	2 090	1 006	1 084	129	71	2	1 632	584	1 048
Mesleki ve teknik	<b>A</b>	<b>105</b>	<b>28 767</b>	<b>15 681</b>	<b>13 086</b>	<b>2 373</b>	<b>1 089</b>	<b>99</b>	<b>26 502</b>	<b>14 728</b>	<b>11 774</b>
	B	89	26 648	14 430	12 218	2 216	965	83	24 383	13 477	10 906
	C	16	2 119	1 251	868	157	124	16	2 119	1 251	868
<b>TR323 Muğla</b>	<b>A</b>	<b>132</b>	<b>52 267</b>	<b>27 988</b>	<b>24 279</b>	<b>3 291</b>	<b>1 586</b>	<b>120</b>	<b>38 713</b>	<b>20 131</b>	<b>18 582</b>
	B	102	43 861	23 286	20 575	2 642	1 193	92	30 533	15 540	14 993
	C	30	8 406	4 702	3 704	649	393	28	8 180	4 591	3 589
Genel	<b>A</b>	<b>50</b>	<b>31 103</b>	<b>15 470</b>	<b>15 633</b>	<b>1 577</b>	<b>871</b>	<b>41</b>	<b>19 136</b>	<b>8 494</b>	<b>10 642</b>
	B	38	26 514	13 369	13 145	1 285	672	31	14 773	6 504	8 269
	C	12	4 589	2 101	2 488	292	199	10	4 363	1 990	2 373
Mesleki ve teknik	<b>A</b>	<b>82</b>	<b>21 164</b>	<b>12 518</b>	<b>8 646</b>	<b>1 714</b>	<b>715</b>	<b>79</b>	<b>19 577</b>	<b>11 637</b>	<b>7 940</b>
	B	64	17 347	9 917	7 430	1 357	521	61	15 760	9 036	6 724
	C	18	3 817	2 601	1 216	357	194	18	3 817	2 601	1 216
<b>TR331 Manisa</b>	<b>A</b>	<b>219</b>	<b>84 235</b>	<b>43 213</b>	<b>41 022</b>	<b>5 324</b>	<b>2 606</b>	<b>199</b>	<b>65 755</b>	<b>33 520</b>	<b>32 235</b>
	B	202	80 445	41 413	39 032	4 986	2 375	184	62 246	31 897	30 349
	C	17	3 790	1 800	1 990	338	231	15	3 509	1 623	1 886
Genel	<b>A</b>	<b>76</b>	<b>41 729</b>	<b>19 240</b>	<b>22 489</b>	<b>2 281</b>	<b>1 186</b>	<b>63</b>	<b>28 452</b>	<b>12 371</b>	<b>16 081</b>
	B	67	39 186	18 045	21 141	2 090	1 094	55	26 127	11 332	14 795
	C	9	2 543	1 195	1 348	191	92	8	2 325	1 039	1 286
Mesleki ve teknik	<b>A</b>	<b>143</b>	<b>42 506</b>	<b>23 973</b>	<b>18 533</b>	<b>3 043</b>	<b>1 420</b>	<b>136</b>	<b>37 303</b>	<b>21 149</b>	<b>16 154</b>
	B	135	41 259	23 368	17 891	2 896	1 281	129	36 119	20 565	15 554
	C	8	1 247	605	642	147	139	7	1 184	584	600
<b>TR332 Afyonkarahisar</b>	<b>A</b>	<b>134</b>	<b>44 384</b>	<b>23 444</b>	<b>20 940</b>	<b>2 685</b>	<b>1 465</b>	<b>128</b>	<b>34 290</b>	<b>17 808</b>	<b>16 482</b>
	B	122	43 123	22 678	20 445	2 566	1 335	117	33 145	17 102	16 043
	C	12	1 261	766	495	119	130	11	1 145	706	439
Genel	<b>A</b>	<b>37</b>	<b>20 522</b>	<b>10 327</b>	<b>10 195</b>	<b>959</b>	<b>564</b>	<b>35</b>	<b>12 364</b>	<b>5 433</b>	<b>6 931</b>
	B	37	20 363	10 256	10 107	959	564	35	12 205	5 362	6 843
	C	-	159	71	88	-	-	-	159	71	88
Mesleki ve teknik	<b>A</b>	<b>97</b>	<b>23 862</b>	<b>13 117</b>	<b>10 745</b>	<b>1 726</b>	<b>901</b>	<b>93</b>	<b>21 926</b>	<b>12 375</b>	<b>9 551</b>
	B	85	22 760	12 422	10 338	1 607	771	82	20 940	11 740	9 200
	C	12	1 102	695	407	119	130	11	986	635	351
<b>TR333 Kütahya</b>	<b>A</b>	<b>120</b>	<b>37 598</b>	<b>19 613</b>	<b>17 985</b>	<b>2 357</b>	<b>1 333</b>	<b>115</b>	<b>28 671</b>	<b>15 049</b>	<b>13 622</b>
	B	114	37 030	19 286	17 744	2 289	1 275	109	28 103	14 722	13 381
	C	6	568	327	241	68	58	6	568	327	241
Genel	<b>A</b>	<b>35</b>	<b>17 898</b>	<b>8 848</b>	<b>9 050</b>	<b>852</b>	<b>556</b>	<b>32</b>	<b>11 072</b>	<b>5 377</b>	<b>5 695</b>
	B	35	17 760	8 769	8 991	852	556	32	10 934	5 298	5 636
	C	-	138	79	59	-	-	-	138	79	59
Mesleki ve teknik	<b>A</b>	<b>85</b>	<b>19 700</b>	<b>10 765</b>	<b>8 935</b>	<b>1 505</b>	<b>777</b>	<b>83</b>	<b>17 599</b>	<b>9 672</b>	<b>7 927</b>
	B	79	19 270	10 517	8 753	1 437	719	77	17 169	9 424	7 745
	C	6	430	248	182	68	58	6	430	248	182

**(1) Toplam öğretmen, kadrolu öğretmenleri kapsar.**

2.11. Number of schools, students, teachers and classrooms in public and private secondary education institutions by settlement place according to Statistical Regions Level 3 (continued)

[Beginning of the educational year 2013/14]

A. Total

B. City

C. Village

Public	Özel - Private					Açıköğretim İlisesi Open secondary education					SR Level 3	
	Öğretmen <sup>(1)</sup> Teacher <sup>(1)</sup>	Derslik Classroom	Okul School	Öğrenci - Students			Öğretmen <sup>(1)</sup> Teacher <sup>(1)</sup>	Derslik Classroom	Öğrenci - Students			
				Toplam Total	Erkek Males	Kadın Females			Toplam Total	Erkek Males		Kadın Females
<b>13 019</b>	<b>5 482</b>	<b>77</b>	<b>11 744</b>	<b>5 741</b>	<b>6 003</b>	<b>1 719</b>	<b>955</b>	<b>61 562</b>	<b>35 476</b>	<b>26 086</b>	<b>A</b>	İzmir TR310
12 606	5 228	74	11 176	5 452	5 724	1 616	876	61 562	35 476	26 086	<b>B</b>	
413	254	3	568	289	279	103	79	-	-	-	<b>C</b>	
<b>5 038</b>	<b>2 476</b>	<b>58</b>	<b>8 968</b>	<b>4 700</b>	<b>4 268</b>	<b>1 387</b>	<b>736</b>	<b>46 663</b>	<b>27 173</b>	<b>19 490</b>	<b>A</b>	General
4 887	2 375	55	8 400	4 411	3 989	1 284	657	46 663	27 173	19 490	<b>B</b>	
151	101	3	568	289	279	103	79	-	-	-	<b>C</b>	
<b>7 981</b>	<b>3 006</b>	<b>19</b>	<b>2 776</b>	<b>1 041</b>	<b>1 735</b>	<b>332</b>	<b>219</b>	<b>14 899</b>	<b>8 303</b>	<b>6 596</b>	<b>A</b>	Vocational and technical
7 719	2 853	19	2 776	1 041	1 735	332	219	14 899	8 303	6 596	<b>B</b>	
262	153	-	-	-	-	-	-	-	-	-	<b>C</b>	
<b>3 844</b>	<b>1 790</b>	<b>18</b>	<b>1 879</b>	<b>929</b>	<b>950</b>	<b>294</b>	<b>201</b>	<b>12 327</b>	<b>6 785</b>	<b>5 542</b>	<b>A</b>	Aydın TR321
3 587	1 636	18	1 879	929	950	294	201	12 327	6 785	5 542	<b>B</b>	
257	154	-	-	-	-	-	-	-	-	-	<b>C</b>	
<b>1 687</b>	<b>915</b>	<b>13</b>	<b>1 403</b>	<b>741</b>	<b>662</b>	<b>227</b>	<b>144</b>	<b>10 660</b>	<b>5 914</b>	<b>4 746</b>	<b>A</b>	General
1 583	844	13	1 403	741	662	227	144	10 660	5 914	4 746	<b>B</b>	
104	71	-	-	-	-	-	-	-	-	-	<b>C</b>	
<b>2 157</b>	<b>875</b>	<b>5</b>	<b>476</b>	<b>188</b>	<b>288</b>	<b>67</b>	<b>57</b>	<b>1 667</b>	<b>871</b>	<b>796</b>	<b>A</b>	Vocational and technical
2 004	792	5	476	188	288	67	57	1 667	871	796	<b>B</b>	
153	83	-	-	-	-	-	-	-	-	-	<b>C</b>	
<b>3 657</b>	<b>1 807</b>	<b>15</b>	<b>1 906</b>	<b>895</b>	<b>1 011</b>	<b>283</b>	<b>161</b>	<b>11 149</b>	<b>5 966</b>	<b>5 183</b>	<b>A</b>	Denizli TR322
3 422	1 644	13	1 448	473	975	232	129	11 149	5 966	5 183	<b>B</b>	
235	163	2	458	422	36	51	32	-	-	-	<b>C</b>	
<b>1 383</b>	<b>766</b>	<b>9</b>	<b>1 288</b>	<b>663</b>	<b>625</b>	<b>184</b>	<b>113</b>	<b>9 502</b>	<b>5 245</b>	<b>4 257</b>	<b>A</b>	General
1 305	727	7	830	241	589	133	81	9 502	5 245	4 257	<b>B</b>	
78	39	2	458	422	36	51	32	-	-	-	<b>C</b>	
<b>2 274</b>	<b>1 041</b>	<b>6</b>	<b>618</b>	<b>232</b>	<b>386</b>	<b>99</b>	<b>48</b>	<b>1 647</b>	<b>721</b>	<b>926</b>	<b>A</b>	Vocational and technical
2 117	917	6	618	232	386	99	48	1 647	721	926	<b>B</b>	
157	124	-	-	-	-	-	-	-	-	-	<b>C</b>	
<b>3 054</b>	<b>1 458</b>	<b>12</b>	<b>1 224</b>	<b>592</b>	<b>632</b>	<b>237</b>	<b>128</b>	<b>12 330</b>	<b>7 265</b>	<b>5 065</b>	<b>A</b>	Muğla TR323
2 447	1 100	10	998	481	517	195	93	12 330	7 265	5 065	<b>B</b>	
607	358	2	226	111	115	42	35	-	-	-	<b>C</b>	
<b>1 393</b>	<b>785</b>	<b>9</b>	<b>970</b>	<b>481</b>	<b>489</b>	<b>184</b>	<b>86</b>	<b>10 997</b>	<b>6 495</b>	<b>4 502</b>	<b>A</b>	General
1 143	621	7	744	370	374	142	51	10 997	6 495	4 502	<b>B</b>	
250	164	2	226	111	115	42	35	-	-	-	<b>C</b>	
<b>1 661</b>	<b>673</b>	<b>3</b>	<b>254</b>	<b>111</b>	<b>143</b>	<b>53</b>	<b>42</b>	<b>1 333</b>	<b>770</b>	<b>563</b>	<b>A</b>	Vocational and technical
1 304	479	3	254	111	143	53	42	1 333	770	563	<b>B</b>	
357	194	-	-	-	-	-	-	-	-	-	<b>C</b>	
<b>4 847</b>	<b>2 415</b>	<b>20</b>	<b>2 932</b>	<b>1 793</b>	<b>1 139</b>	<b>477</b>	<b>191</b>	<b>15 548</b>	<b>7 900</b>	<b>7 648</b>	<b>A</b>	Manisa TR331
4 550	2 198	18	2 651	1 616	1 035	436	177	15 548	7 900	7 648	<b>B</b>	
297	217	2	281	177	104	41	14	-	-	-	<b>C</b>	
<b>1 943</b>	<b>1 067</b>	<b>13</b>	<b>1 699</b>	<b>875</b>	<b>824</b>	<b>338</b>	<b>119</b>	<b>11 578</b>	<b>5 994</b>	<b>5 584</b>	<b>A</b>	General
1 774	975	12	1 481	719	762	316	119	11 578	5 994	5 584	<b>B</b>	
169	92	1	218	156	62	22	-	-	-	-	<b>C</b>	
<b>2 904</b>	<b>1 348</b>	<b>7</b>	<b>1 233</b>	<b>918</b>	<b>315</b>	<b>139</b>	<b>72</b>	<b>3 970</b>	<b>1 906</b>	<b>2 064</b>	<b>A</b>	Vocational and technical
2 776	1 223	6	1 170	897	273	120	58	3 970	1 906	2 064	<b>B</b>	
128	125	1	63	21	42	19	14	-	-	-	<b>C</b>	
<b>2 544</b>	<b>1 401</b>	<b>6</b>	<b>739</b>	<b>391</b>	<b>348</b>	<b>141</b>	<b>64</b>	<b>9 355</b>	<b>5 245</b>	<b>4 110</b>	<b>A</b>	Afonkarahisar TR332
2 443	1 307	5	623	331	292	123	28	9 355	5 245	4 110	<b>B</b>	
101	94	1	116	60	56	18	36	-	-	-	<b>C</b>	
<b>891</b>	<b>564</b>	<b>2</b>	<b>379</b>	<b>199</b>	<b>180</b>	<b>68</b>	<b>-</b>	<b>7 779</b>	<b>4 695</b>	<b>3 084</b>	<b>A</b>	General
891	564	2	379	199	180	68	-	7 779	4 695	3 084	<b>B</b>	
-	-	-	-	-	-	-	-	-	-	-	<b>C</b>	
<b>1 653</b>	<b>837</b>	<b>4</b>	<b>360</b>	<b>192</b>	<b>168</b>	<b>73</b>	<b>64</b>	<b>1 576</b>	<b>550</b>	<b>1 026</b>	<b>A</b>	Vocational and technical
1 552	743	3	244	132	112	55	28	1 576	550	1 026	<b>B</b>	
101	94	1	116	60	56	18	36	-	-	-	<b>C</b>	
<b>2 246</b>	<b>1 291</b>	<b>5</b>	<b>693</b>	<b>403</b>	<b>290</b>	<b>111</b>	<b>42</b>	<b>8 234</b>	<b>4 161</b>	<b>4 073</b>	<b>A</b>	Kütahya TR333
2 178	1 233	5	693	403	290	111	42	8 234	4 161	4 073	<b>B</b>	
68	58	-	-	-	-	-	-	-	-	-	<b>C</b>	
<b>787</b>	<b>518</b>	<b>3</b>	<b>637</b>	<b>389</b>	<b>248</b>	<b>65</b>	<b>38</b>	<b>6 189</b>	<b>3 082</b>	<b>3 107</b>	<b>A</b>	General
787	518	3	637	389	248	65	38	6 189	3 082	3 107	<b>B</b>	
-	-	-	-	-	-	-	-	-	-	-	<b>C</b>	
<b>1 459</b>	<b>773</b>	<b>2</b>	<b>56</b>	<b>14</b>	<b>42</b>	<b>46</b>	<b>4</b>	<b>2 045</b>	<b>1 079</b>	<b>966</b>	<b>A</b>	Vocational and technical
1 391	715	2	56	14	42	46	4	2 045	1 079	966	<b>B</b>	
68	58	-	-	-	-	-	-	-	-	-	<b>C</b>	

(1) Total of teachers includes permanent teaching staff.

## 2.11 İstatistik Bölge Birimleri Sınıflaması 3. düzey, ortaöğretimde resmi ve özel ayrımında yerleşim yeri, okul, öğrenci, öğretmen ve derslik sayısı (devam)

[2013/'14 Öğretim yılı başı]

İBBS 3. Düzey	A. Toplam	B. Şehir	C. Köy	Toplam - Total				Resmi			
				Öğrenci - Students			Öğretmen <sup>(1)</sup> Teacher <sup>(1)</sup>	Derslik Classroom	Öğrenci - Students		
				Okul School	Toplam Total	Erkek Males			Kadın Females	Okul School	Toplam Total
TR334 Uşak	A	53	22 485	11 259	11 226	1 312	708	50	17 186	8 575	8 611
	B	52	22 399	11 205	11 194	1 304	702	49	17 100	8 521	8 579
	C	1	86	54	32	8	6	1	86	54	32
Genel	A	22	13 843	6 336	7 507	688	396	20	9 201	3 946	5 255
	B	22	13 824	6 323	7 501	688	396	20	9 182	3 933	5 249
	C	-	19	13	6	-	-	-	19	13	6
Mesleki ve teknik	A	31	8 642	4 923	3 719	624	312	30	7 985	4 629	3 356
	B	30	8 575	4 882	3 693	616	306	29	7 918	4 588	3 330
	C	1	67	41	26	8	6	1	67	41	26
TR411 Bursa	A	357	184 724	96 772	87 952	9 791	4 699	316	139 635	72 552	67 083
	B	346	182 893	95 494	87 399	9 606	4 564	310	138 864	72 066	66 798
	C	11	1 831	1 278	553	185	135	6	771	486	285
Genel	A	99	78 632	37 972	40 660	3 394	1 858	66	47 799	21 922	25 877
	B	94	77 600	37 180	40 420	3 268	1 779	65	47 623	21 834	25 789
	C	5	1 032	792	240	126	79	1	176	88	88
Mesleki ve teknik	A	258	106 092	58 800	47 292	6 397	2 841	250	91 836	50 630	41 206
	B	252	105 293	58 314	46 979	6 338	2 785	245	91 241	50 232	41 009
	C	6	799	486	313	59	56	5	595	398	197
TR412 Eskişehir	A	124	50 784	26 606	24 178	3 320	1 646	111	39 507	20 677	18 830
	B	122	50 269	26 276	23 993	3 288	1 615	109	38 992	20 347	18 645
	C	2	515	330	185	32	31	2	515	330	185
Genel	A	45	26 894	12 293	14 601	1 495	863	35	18 674	8 036	10 638
	B	44	26 547	12 060	14 487	1 475	845	34	18 327	7 803	10 524
	C	1	347	233	114	20	18	1	347	233	114
Mesleki ve teknik	A	79	23 890	14 313	9 577	1 825	783	76	20 833	12 641	8 192
	B	78	23 722	14 216	9 506	1 813	770	75	20 665	12 544	8 121
	C	1	168	97	71	12	13	1	168	97	71
TR413 Bilecik	A	55	13 439	7 016	6 423	929	567	55	11 270	5 864	5 406
	B	55	13 439	7 016	6 423	929	567	55	11 270	5 864	5 406
	C	-	-	-	-	-	-	-	-	-	-
Genel	A	13	6 293	3 058	3 235	334	239	13	4 446	2 051	2 395
	B	13	6 293	3 058	3 235	334	239	13	4 446	2 051	2 395
	C	-	-	-	-	-	-	-	-	-	-
Mesleki ve teknik	A	42	7 146	3 958	3 188	595	328	42	6 824	3 813	3 011
	B	42	7 146	3 958	3 188	595	328	42	6 824	3 813	3 011
	C	-	-	-	-	-	-	-	-	-	-
TR421 Kocaeli	A	249	126 237	66 706	59 531	6 188	3 228	217	88 494	45 934	42 560
	B	219	118 258	61 911	56 347	5 615	2 904	192	81 435	41 676	39 759
	C	30	7 979	4 795	3 184	573	324	25	7 059	4 258	2 801
Genel	A	83	60 935	30 922	30 013	2 585	1 569	63	37 564	18 137	19 427
	B	75	58 176	29 463	28 713	2 342	1 405	60	35 725	17 215	18 510
	C	8	2 759	1 459	1 300	243	164	3	1 839	922	917
Mesleki ve teknik	A	166	65 302	35 784	29 518	3 603	1 659	154	50 930	27 797	23 133
	B	144	60 082	32 448	27 634	3 273	1 499	132	45 710	24 461	21 249
	C	22	5 220	3 336	1 884	330	160	22	5 220	3 336	1 884
TR422 Sakarya	A	147	66 169	33 837	32 332	3 418	1 583	132	46 976	24 691	22 285
	B	140	65 453	33 270	32 183	3 361	1 556	125	46 260	24 124	22 136
	C	7	716	567	149	57	27	7	716	567	149
Genel	A	48	29 146	13 278	15 868	1 308	761	37	18 106	8 468	9 638
	B	48	29 002	13 203	15 799	1 308	761	37	17 962	8 393	9 569
	C	-	144	75	69	-	-	-	144	75	69
Mesleki ve teknik	A	99	37 023	20 559	16 464	2 110	822	95	28 870	16 223	12 647
	B	92	36 451	20 067	16 384	2 053	795	88	28 298	15 731	12 567
	C	7	572	492	80	57	27	7	572	492	80
TR423 Düzce	A	59	25 044	12 760	12 284	1 426	789	54	18 373	9 652	8 721
	B	55	24 419	12 424	11 995	1 329	755	53	18 158	9 535	8 623
	C	4	625	336	289	97	34	1	625	336	289
Genel	A	19	11 172	5 280	5 892	559	329	15	6 764	3 130	3 634
	B	16	10 761	5 061	5 700	482	295	15	6 763	3 130	3 633
	C	3	411	219	192	77	34	-	411	219	192
Mesleki ve teknik	A	40	13 872	7 480	6 392	867	460	39	11 609	6 522	5 087
	B	39	13 658	7 363	6 295	847	460	38	11 395	6 405	4 990
	C	1	214	117	97	20	-	1	214	117	97

(1) Toplam öğretmen, kadrolu öğretmenleri kapsar.



2.11. Number of schools, students, teachers and classrooms in public and private secondary education institutions by settlement place according to Statistical Regions Level 3 (continued)

[Beginning of the educational year 2013/'14]

A. Total

B. City

C. Village

Public		Özel - Private				Açıköğretim İlisesi Open secondary education					SR Level 3	
Öğretmen <sup>(1)</sup> Teacher <sup>(1)</sup>	Derslik Classroom	Okul School	Öğrenci - Students			Öğretmen <sup>(1)</sup> Teacher <sup>(1)</sup>	Derslik Classroom	Öğrenci - Students				
			Toplam Total	Erkek Males	Kadın Females			Toplam Total	Erkek Males	Kadın Females		
<b>1 268</b>	<b>680</b>	<b>3</b>	<b>389</b>	<b>190</b>	<b>199</b>	<b>44</b>	<b>28</b>	<b>4 910</b>	<b>2 494</b>	<b>2 416</b>	<b>A</b>	Uşak TR334
1 260	674	3	389	190	199	44	28	4 910	2 494	2 416	B	
8	6	-	-	-	-	-	-	-	-	-	C	
<b>650</b>	<b>368</b>	<b>2</b>	<b>345</b>	<b>179</b>	<b>166</b>	<b>38</b>	<b>28</b>	<b>4 297</b>	<b>2 211</b>	<b>2 086</b>	<b>A</b>	General
650	368	2	345	179	166	38	28	4 297	2 211	2 086	B	
-	-	-	-	-	-	-	-	-	-	-	C	
<b>618</b>	<b>312</b>	<b>1</b>	<b>44</b>	<b>11</b>	<b>33</b>	<b>6</b>	<b>-</b>	<b>613</b>	<b>283</b>	<b>330</b>	<b>A</b>	Vocational and technical
610	306	1	44	11	33	6	-	613	283	330	B	
8	6	-	-	-	-	-	-	-	-	-	C	
<b>9 002</b>	<b>4 221</b>	<b>41</b>	<b>5 585</b>	<b>2 882</b>	<b>2 703</b>	<b>789</b>	<b>478</b>	<b>39 504</b>	<b>21 338</b>	<b>18 166</b>	<b>A</b>	Bursa TR411
8 941	4 177	36	4 525	2 090	2 435	665	387	39 504	21 338	18 166	B	
61	44	5	1 060	792	268	124	91	-	-	-	C	
<b>2 728</b>	<b>1 506</b>	<b>33</b>	<b>4 580</b>	<b>2 466</b>	<b>2 114</b>	<b>666</b>	<b>352</b>	<b>26 253</b>	<b>13 584</b>	<b>12 669</b>	<b>A</b>	General
2 707	1 495	29	3 724	1 762	1 962	561	284	26 253	13 584	12 669	B	
21	11	4	856	704	152	105	68	-	-	-	C	
<b>6 274</b>	<b>2 715</b>	<b>8</b>	<b>1 005</b>	<b>416</b>	<b>589</b>	<b>123</b>	<b>126</b>	<b>13 251</b>	<b>7 754</b>	<b>5 497</b>	<b>A</b>	Vocational and technical
6 234	2 682	7	801	328	473	104	103	13 251	7 754	5 497	B	
40	33	1	204	88	116	19	23	-	-	-	C	
<b>3 070</b>	<b>1 481</b>	<b>13</b>	<b>1 993</b>	<b>997</b>	<b>996</b>	<b>250</b>	<b>165</b>	<b>9 284</b>	<b>4 932</b>	<b>4 352</b>	<b>A</b>	Eskişehir TR412
3 038	1 450	13	1 993	997	996	250	165	9 284	4 932	4 352	B	
32	31	-	-	-	-	-	-	-	-	-	C	
<b>1 289</b>	<b>751</b>	<b>10</b>	<b>1 703</b>	<b>885</b>	<b>818</b>	<b>206</b>	<b>112</b>	<b>6 517</b>	<b>3 372</b>	<b>3 145</b>	<b>A</b>	General
1 269	733	10	1 703	885	818	206	112	6 517	3 372	3 145	B	
20	18	-	-	-	-	-	-	-	-	-	C	
<b>1 781</b>	<b>730</b>	<b>3</b>	<b>290</b>	<b>112</b>	<b>178</b>	<b>44</b>	<b>53</b>	<b>2 767</b>	<b>1 560</b>	<b>1 207</b>	<b>A</b>	Vocational and technical
1 769	717	3	290	112	178	44	53	2 767	1 560	1 207	B	
12	13	-	-	-	-	-	-	-	-	-	C	
<b>929</b>	<b>567</b>	<b>-</b>	<b>-</b>	<b>-</b>	<b>-</b>	<b>-</b>	<b>-</b>	<b>2 169</b>	<b>1 152</b>	<b>1 017</b>	<b>A</b>	Bilecik TR413
929	567	-	-	-	-	-	-	2 169	1 152	1 017	B	
-	-	-	-	-	-	-	-	-	-	-	C	
<b>334</b>	<b>239</b>	<b>-</b>	<b>-</b>	<b>-</b>	<b>-</b>	<b>-</b>	<b>-</b>	<b>1 847</b>	<b>1 007</b>	<b>840</b>	<b>A</b>	General
334	239	-	-	-	-	-	-	1 847	1 007	840	B	
-	-	-	-	-	-	-	-	-	-	-	C	
<b>595</b>	<b>328</b>	<b>-</b>	<b>-</b>	<b>-</b>	<b>-</b>	<b>-</b>	<b>-</b>	<b>322</b>	<b>145</b>	<b>177</b>	<b>A</b>	Vocational and technical
595	328	-	-	-	-	-	-	322	145	177	B	
-	-	-	-	-	-	-	-	-	-	-	C	
<b>5 485</b>	<b>2 818</b>	<b>32</b>	<b>4 460</b>	<b>2 273</b>	<b>2 187</b>	<b>703</b>	<b>410</b>	<b>33 283</b>	<b>18 499</b>	<b>14 784</b>	<b>A</b>	Kocaeli TR421
5 061	2 588	27	3 540	1 736	1 804	554	316	33 283	18 499	14 784	B	
424	230	5	920	537	383	149	94	-	-	-	C	
<b>2 129</b>	<b>1 268</b>	<b>20</b>	<b>2 603</b>	<b>1 489</b>	<b>1 114</b>	<b>456</b>	<b>301</b>	<b>20 768</b>	<b>11 296</b>	<b>9 472</b>	<b>A</b>	General
2 035	1 198	15	1 683	952	731	307	207	20 768	11 296	9 472	B	
94	70	5	920	537	383	149	94	-	-	-	C	
<b>3 356</b>	<b>1 550</b>	<b>12</b>	<b>1 857</b>	<b>784</b>	<b>1 073</b>	<b>247</b>	<b>109</b>	<b>12 515</b>	<b>7 203</b>	<b>5 312</b>	<b>A</b>	Vocational and technical
3 026	1 390	12	1 857	784	1 073	247	109	12 515	7 203	5 312	B	
330	160	-	-	-	-	-	-	-	-	-	C	
<b>3 115</b>	<b>1 415</b>	<b>15</b>	<b>2 492</b>	<b>1 146</b>	<b>1 346</b>	<b>303</b>	<b>168</b>	<b>16 701</b>	<b>8 000</b>	<b>8 701</b>	<b>A</b>	Sakarya TR422
3 058	1 388	15	2 492	1 146	1 346	303	168	16 701	8 000	8 701	B	
57	27	-	-	-	-	-	-	-	-	-	C	
<b>1 105</b>	<b>651</b>	<b>11</b>	<b>1 502</b>	<b>808</b>	<b>694</b>	<b>203</b>	<b>110</b>	<b>9 538</b>	<b>4 002</b>	<b>5 536</b>	<b>A</b>	General
1 105	651	11	1 502	808	694	203	110	9 538	4 002	5 536	B	
-	-	-	-	-	-	-	-	-	-	-	C	
<b>2 010</b>	<b>764</b>	<b>4</b>	<b>990</b>	<b>338</b>	<b>652</b>	<b>100</b>	<b>58</b>	<b>7 163</b>	<b>3 998</b>	<b>3 165</b>	<b>A</b>	Vocational and technical
1 953	737	4	990	338	652	100	58	7 163	3 998	3 165	B	
57	27	-	-	-	-	-	-	-	-	-	C	
<b>1 298</b>	<b>754</b>	<b>5</b>	<b>607</b>	<b>302</b>	<b>305</b>	<b>128</b>	<b>35</b>	<b>6 064</b>	<b>2 806</b>	<b>3 258</b>	<b>A</b>	Düzce TR423
1 278	754	2	197	83	114	51	1	6 064	2 806	3 258	B	
20	3	3	410	219	191	77	34	-	-	-	C	
<b>444</b>	<b>294</b>	<b>4</b>	<b>461</b>	<b>244</b>	<b>217</b>	<b>115</b>	<b>35</b>	<b>3 947</b>	<b>1 906</b>	<b>2 041</b>	<b>A</b>	General
444	294	1	51	25	26	38	1	3 947	1 906	2 041	B	
-	-	3	410	219	191	77	34	-	-	-	C	
<b>854</b>	<b>460</b>	<b>1</b>	<b>146</b>	<b>58</b>	<b>88</b>	<b>13</b>	<b>-</b>	<b>2 117</b>	<b>900</b>	<b>1 217</b>	<b>A</b>	Vocational and technical
834	460	1	146	58	88	13	-	2 117	900	1 217	B	
20	-	-	-	-	-	-	-	-	-	-	C	

(1) Total of teachers includes permanent teaching staff.

## 2.11 İstatistik Bölge Birimleri Sınıflaması 3. düzey, ortaöğretimde resmi ve özel ayrımında yerleşim yeri, okul, öğrenci, öğretmen ve derslik sayısı (devam)

[2013/'14 Öğretim yılı başı]

İBBS 3. Düzey	A. Toplam	B. Şehir	C. Köy	Toplam - Total				Resmi			
				Öğrenci - Students			Öğretmen <sup>(1)</sup> Teacher <sup>(1)</sup>	Derslik Classroom	Öğrenci - Students		
				Okul School	Toplam Total	Erkek Males			Kadın Females	Okul School	Toplam Total
TR424 Bolu	A	56	18 781	9 931	8 850	1 216	668	55	15 178	8 163	7 015
	B	55	18 700	9 892	8 808	1 213	660	54	15 097	8 124	6 973
	C	1	81	39	42	3	8	1	81	39	42
Genel	A	13	8 832	3 907	4 925	449	266	13	6 327	2 689	3 638
	B	13	8 776	3 882	4 894	449	266	13	6 271	2 664	3 607
	C	-	56	25	31	-	-	-	56	25	31
Mesleki ve teknik	A	43	9 949	6 024	3 925	767	402	42	8 851	5 474	3 377
	B	42	9 924	6 010	3 914	764	394	41	8 826	5 460	3 366
	C	1	25	14	11	3	8	1	25	14	11
TR425 Yalova	A	37	15 050	7 905	7 145	912	470	34	11 304	5 916	5 388
	B	31	12 794	6 570	6 224	759	376	28	9 048	4 581	4 467
	C	6	2 256	1 335	921	153	94	6	2 256	1 335	921
Genel	A	11	7 967	4 028	3 939	365	229	9	5 140	2 462	2 678
	B	8	6 472	3 350	3 122	261	165	6	3 645	1 784	1 861
	C	3	1 495	678	817	104	64	3	1 495	678	817
Mesleki ve teknik	A	26	7 083	3 877	3 206	547	241	25	6 164	3 454	2 710
	B	23	6 322	3 220	3 102	498	211	22	5 403	2 797	2 606
	C	3	761	657	104	49	30	3	761	657	104
TR510 Ankara	A	698	354 883	185 561	169 322	22 039	9 200	544	253 725	129 303	124 422
	B	677	351 070	183 717	167 353	21 705	8 982	530	251 059	128 020	123 039
	C	21	3 813	1 844	1 969	334	218	14	2 666	1 283	1 383
Genel	A	250	197 994	100 096	97 898	9 616	4 686	144	119 756	55 815	63 941
	B	240	195 158	98 749	96 409	9 416	4 546	140	117 976	55 029	62 947
	C	10	2 836	1 347	1 489	200	140	4	1 780	786	994
Mesleki ve teknik	A	448	156 889	85 465	71 424	12 423	4 514	400	133 969	73 488	60 481
	B	437	155 912	84 968	70 944	12 289	4 436	390	133 083	72 991	60 092
	C	11	977	497	480	134	78	10	886	497	389
TR521 Konya	A	336	148 510	76 184	72 326	7 503	4 019	305	105 338	53 652	51 686
	B	303	144 159	73 954	70 205	7 164	3 731	272	100 987	51 422	49 565
	C	33	4 351	2 230	2 121	339	288	33	4 351	2 230	2 121
Genel	A	91	68 716	35 671	33 045	2 597	1 489	67	36 252	17 096	19 156
	B	88	66 377	34 600	31 777	2 520	1 425	64	33 913	16 025	17 888
	C	3	2 339	1 071	1 268	77	64	3	2 339	1 071	1 268
Mesleki ve teknik	A	245	79 794	40 513	39 281	4 906	2 530	238	69 086	36 556	32 530
	B	215	77 782	39 354	38 428	4 644	2 306	208	67 074	35 397	31 677
	C	30	2 012	1 159	853	262	224	30	2 012	1 159	853
TR522 Karaman	A	49	18 838	9 280	9 558	954	611	49	14 305	6 952	7 353
	B	45	18 421	9 096	9 325	918	570	45	13 888	6 768	7 120
	C	4	417	184	233	36	41	4	417	184	233
Genel	A	17	11 593	5 644	5 949	456	318	17	7 924	3 629	4 295
	B	17	11 302	5 523	5 779	450	318	17	7 633	3 508	4 125
	C	-	291	121	170	6	-	-	291	121	170
Mesleki ve teknik	A	32	7 245	3 636	3 609	498	293	32	6 381	3 323	3 058
	B	28	7 119	3 573	3 546	468	252	28	6 255	3 260	2 995
	C	4	126	63	63	30	41	4	126	63	63
TR611 Antalya	A	272	149 508	77 255	72 253	7 912	3 995	218	103 265	52 820	50 445
	B	235	138 970	71 668	67 302	7 148	3 467	185	93 014	47 384	45 630
	C	37	10 538	5 587	4 951	764	528	33	10 251	5 436	4 815
Genel	A	112	89 113	45 715	43 398	3 975	2 066	76	52 061	24 319	27 742
	B	94	82 088	42 420	39 668	3 540	1 758	61	45 243	21 143	24 100
	C	18	7 025	3 295	3 730	435	308	15	6 818	3 176	3 642
Mesleki ve teknik	A	160	60 395	31 540	28 855	3 937	1 929	142	51 204	28 501	22 703
	B	141	56 882	29 248	27 634	3 608	1 709	124	47 771	26 241	21 530
	C	19	3 513	2 292	1 221	329	220	18	3 433	2 260	1 173
TR612 Isparta	A	109	28 326	14 405	13 921	2 133	1 131	100	22 743	11 525	11 218
	B	108	28 122	14 295	13 827	2 108	1 116	99	22 539	11 415	11 124
	C	1	204	110	94	25	15	1	204	110	94
Genel	A	31	13 932	6 631	7 301	843	485	26	9 839	4 445	5 394
	B	30	13 728	6 521	7 207	818	470	25	9 635	4 335	5 300
	C	1	204	110	94	25	15	1	204	110	94
Mesleki ve teknik	A	78	14 394	7 774	6 620	1 290	646	74	12 904	7 080	5 824
	B	78	14 394	7 774	6 620	1 290	646	74	12 904	7 080	5 824
	C	-	-	-	-	-	-	-	-	-	-

(1) Toplam öğretmen, kadrolu öğretmenleri kapsar.

2.11. Number of schools, students, teachers and classrooms in public and private secondary education institutions by settlement place according to Statistical Regions Level 3 (continued)

[Beginning of the educational year 2013/14]

A. Total		B. City			C. Village			Açıköğretim İlisesi						SR Level 3
Public		Özel - Private			Open secondary education									
Öğretmen <sup>(1)</sup> Teacher <sup>(1)</sup>	Derslik Classroom	Okul School	Öğrenci - Students			Öğretmen <sup>(1)</sup> Teacher <sup>(1)</sup>	Derslik Classroom	Öğrenci - Students						
			Toplam Total	Erkek Males	Kadın Females			Toplam Total	Erkek Males	Kadın Females				
<b>1 200</b>	<b>655</b>	<b>1</b>	<b>44</b>	<b>18</b>	<b>26</b>	<b>16</b>	<b>13</b>	<b>3 559</b>	<b>1 750</b>	<b>1 809</b>	<b>A</b>	Bolu TR424		
1 197	647	1	44	18	26	16	13	3 559	1 750	1 809	<b>B</b>			
3	8	-	-	-	-	-	-	-	-	-	<b>C</b>			
<b>449</b>	<b>266</b>	-	-	-	-	-	-	<b>2 505</b>	<b>1 218</b>	<b>1 287</b>	<b>A</b>	General		
449	266	-	-	-	-	-	-	2 505	1 218	1 287	<b>B</b>			
-	-	-	-	-	-	-	-	-	-	-	<b>C</b>			
<b>751</b>	<b>389</b>	<b>1</b>	<b>44</b>	<b>18</b>	<b>26</b>	<b>16</b>	<b>13</b>	<b>1 054</b>	<b>532</b>	<b>522</b>	<b>A</b>	Vocational and technical		
748	381	1	44	18	26	16	13	1 054	532	522	<b>B</b>			
3	8	-	-	-	-	-	-	-	-	-	<b>C</b>			
<b>864</b>	<b>427</b>	<b>3</b>	<b>292</b>	<b>146</b>	<b>146</b>	<b>48</b>	<b>43</b>	<b>3 454</b>	<b>1 843</b>	<b>1 611</b>	<b>A</b>	Yalova TR425		
711	333	3	292	146	146	48	43	3 454	1 843	1 611	<b>B</b>			
153	94	-	-	-	-	-	-	-	-	-	<b>C</b>			
<b>330</b>	<b>196</b>	<b>2</b>	<b>228</b>	<b>121</b>	<b>107</b>	<b>35</b>	<b>33</b>	<b>2 599</b>	<b>1 445</b>	<b>1 154</b>	<b>A</b>	General		
226	132	2	228	121	107	35	33	2 599	1 445	1 154	<b>B</b>			
104	64	-	-	-	-	-	-	-	-	-	<b>C</b>			
<b>534</b>	<b>231</b>	<b>1</b>	<b>64</b>	<b>25</b>	<b>39</b>	<b>13</b>	<b>10</b>	<b>855</b>	<b>398</b>	<b>457</b>	<b>A</b>	Vocational and technical		
485	201	1	64	25	39	13	10	855	398	457	<b>B</b>			
49	30	-	-	-	-	-	-	-	-	-	<b>C</b>			
<b>18 589</b>	<b>7 374</b>	<b>154</b>	<b>24 080</b>	<b>12 398</b>	<b>11 682</b>	<b>3 450</b>	<b>1 826</b>	<b>77 078</b>	<b>43 860</b>	<b>33 218</b>	<b>A</b>	Ankara TR510		
18 374	7 227	147	22 933	11 837	11 096	3 331	1 755	77 078	43 860	33 218	<b>B</b>			
215	147	7	1 147	561	586	119	71	-	-	-	<b>C</b>			
<b>7 115</b>	<b>3 420</b>	<b>106</b>	<b>17 375</b>	<b>9 248</b>	<b>8 127</b>	<b>2 501</b>	<b>1 266</b>	<b>60 863</b>	<b>35 033</b>	<b>25 830</b>	<b>A</b>	General		
7 026	3 346	100	16 319	8 687	7 632	2 390	1 200	60 863	35 033	25 830	<b>B</b>			
89	74	6	1 056	561	495	111	66	-	-	-	<b>C</b>			
<b>11 474</b>	<b>3 954</b>	<b>48</b>	<b>6 705</b>	<b>3 150</b>	<b>3 555</b>	<b>949</b>	<b>560</b>	<b>16 215</b>	<b>8 827</b>	<b>7 388</b>	<b>A</b>	Vocational and technical		
11 348	3 881	47	6 614	3 150	3 464	941	555	16 215	8 827	7 388	<b>B</b>			
126	73	1	91	-	91	8	5	-	-	-	<b>C</b>			
<b>6 858</b>	<b>3 682</b>	<b>31</b>	<b>4 962</b>	<b>2 526</b>	<b>2 436</b>	<b>645</b>	<b>337</b>	<b>38 210</b>	<b>20 006</b>	<b>18 204</b>	<b>A</b>	Konya TR521		
6 519	3 394	31	4 962	2 526	2 436	645	337	38 210	20 006	18 204	<b>B</b>			
339	288	-	-	-	-	-	-	-	-	-	<b>C</b>			
<b>2 095</b>	<b>1 244</b>	<b>24</b>	<b>3 667</b>	<b>1 944</b>	<b>1 723</b>	<b>502</b>	<b>245</b>	<b>28 797</b>	<b>16 631</b>	<b>12 166</b>	<b>A</b>	General		
2 018	1 180	24	3 667	1 944	1 723	502	245	28 797	16 631	12 166	<b>B</b>			
77	64	-	-	-	-	-	-	-	-	-	<b>C</b>			
<b>4 763</b>	<b>2 438</b>	<b>7</b>	<b>1 295</b>	<b>582</b>	<b>713</b>	<b>143</b>	<b>92</b>	<b>9 413</b>	<b>3 375</b>	<b>6 038</b>	<b>A</b>	Vocational and technical		
4 501	2 214	7	1 295	582	713	143	92	9 413	3 375	6 038	<b>B</b>			
262	224	-	-	-	-	-	-	-	-	-	<b>C</b>			
<b>954</b>	<b>611</b>	-	-	-	-	-	-	<b>4 533</b>	<b>2 328</b>	<b>2 205</b>	<b>A</b>	Karaman TR522		
918	570	-	-	-	-	-	-	4 533	2 328	2 205	<b>B</b>			
36	41	-	-	-	-	-	-	-	-	-	<b>C</b>			
<b>456</b>	<b>318</b>	-	-	-	-	-	-	<b>3 669</b>	<b>2 015</b>	<b>1 654</b>	<b>A</b>	General		
450	318	-	-	-	-	-	-	3 669	2 015	1 654	<b>B</b>			
6	-	-	-	-	-	-	-	-	-	-	<b>C</b>			
<b>498</b>	<b>293</b>	-	-	-	-	-	-	<b>864</b>	<b>313</b>	<b>551</b>	<b>A</b>	Vocational and technical		
468	252	-	-	-	-	-	-	864	313	551	<b>B</b>			
30	41	-	-	-	-	-	-	-	-	-	<b>C</b>			
<b>6 808</b>	<b>3 471</b>	<b>54</b>	<b>6 323</b>	<b>2 984</b>	<b>3 339</b>	<b>1 104</b>	<b>524</b>	<b>39 920</b>	<b>21 451</b>	<b>18 469</b>	<b>A</b>	Antalya TR611		
6 121	2 987	50	6 036	2 833	3 203	1 027	480	39 920	21 451	18 469	<b>B</b>			
687	484	4	287	151	136	77	44	-	-	-	<b>C</b>			
<b>3 125</b>	<b>1 741</b>	<b>36</b>	<b>4 546</b>	<b>2 259</b>	<b>2 287</b>	<b>850</b>	<b>325</b>	<b>32 506</b>	<b>19 137</b>	<b>13 369</b>	<b>A</b>	General		
2 745	1 459	33	4 339	2 140	2 199	795	299	32 506	19 137	13 369	<b>B</b>			
380	282	3	207	119	88	55	26	-	-	-	<b>C</b>			
<b>3 683</b>	<b>1 730</b>	<b>18</b>	<b>1 777</b>	<b>725</b>	<b>1 052</b>	<b>254</b>	<b>199</b>	<b>7 414</b>	<b>2 314</b>	<b>5 100</b>	<b>A</b>	Vocational and technical		
3 376	1 528	17	1 697	693	1 004	232	181	7 414	2 314	5 100	<b>B</b>			
307	202	1	80	32	48	22	18	-	-	-	<b>C</b>			
<b>2 017</b>	<b>1 067</b>	<b>9</b>	<b>961</b>	<b>462</b>	<b>499</b>	<b>116</b>	<b>64</b>	<b>4 622</b>	<b>2 418</b>	<b>2 204</b>	<b>A</b>	Isparta TR612		
1 992	1 052	9	961	462	499	116	64	4 622	2 418	2 204	<b>B</b>			
25	15	-	-	-	-	-	-	-	-	-	<b>C</b>			
<b>763</b>	<b>435</b>	<b>5</b>	<b>667</b>	<b>331</b>	<b>336</b>	<b>80</b>	<b>50</b>	<b>3 426</b>	<b>1 855</b>	<b>1 571</b>	<b>A</b>	General		
738	420	5	667	331	336	80	50	3 426	1 855	1 571	<b>B</b>			
25	15	-	-	-	-	-	-	-	-	-	<b>C</b>			
<b>1 254</b>	<b>632</b>	<b>4</b>	<b>294</b>	<b>131</b>	<b>163</b>	<b>36</b>	<b>14</b>	<b>1 196</b>	<b>563</b>	<b>633</b>	<b>A</b>	Vocational and technical		
1 254	632	4	294	131	163	36	14	1 196	563	633	<b>B</b>			
-	-	-	-	-	-	-	-	-	-	-	<b>C</b>			

(1) Total of teachers includes permanent teaching staff.

## 2.11 İstatistik Bölge Birimleri Sınıflaması 3. düzey, ortaöğretimde resmi ve özel ayrımında yerleşim yeri, okul, öğrenci, öğretmen ve derslik sayısı (devam)

[2013/'14 Öğretim yılı başı]

İBBS 3. Düzey	A. Toplam	B. Şehir	C. Köy	Toplam - Total				Resmi			
				Öğrenci - Students				Öğrenci - Students			
				Okul School	Toplam Total	Erkek Males	Kadın Females	Okul School	Toplam Total	Erkek Males	Kadın Females
						Öğretmen <sup>(1)</sup> Teacher <sup>(1)</sup>	Derslik Classroom				
<b>TR613 Burdur</b>	<b>A</b>	<b>57</b>	<b>15 716</b>	<b>8 020</b>	<b>7 696</b>	<b>1 123</b>	<b>647</b>	<b>55</b>	<b>13 147</b>	<b>6 713</b>	<b>6 434</b>
	B	54	15 469	7 896	7 573	1 099	637	52	12 900	6 589	6 311
	C	3	247	124	123	24	10	3	247	124	123
Genel	<b>A</b>	<b>20</b>	<b>8 358</b>	<b>3 804</b>	<b>4 554</b>	<b>491</b>	<b>305</b>	<b>19</b>	<b>6 421</b>	<b>2 753</b>	<b>3 668</b>
	B	19	8 153	3 709	4 444	477	305	18	6 216	2 658	3 558
	C	1	205	95	110	14	-	1	205	95	110
Mesleki ve teknik	<b>A</b>	<b>37</b>	<b>7 358</b>	<b>4 216</b>	<b>3 142</b>	<b>632</b>	<b>342</b>	<b>36</b>	<b>6 726</b>	<b>3 960</b>	<b>2 766</b>
	B	35	7 316	4 187	3 129	622	332	34	6 684	3 931	2 753
	C	2	42	29	13	10	10	2	42	29	13
<b>TR621 Adana</b>	<b>A</b>	<b>270</b>	<b>155 222</b>	<b>81 872</b>	<b>73 350</b>	<b>7 980</b>	<b>3 984</b>	<b>224</b>	<b>115 608</b>	<b>59 752</b>	<b>55 856</b>
	B	259	153 512	80 890	72 622	7 870	3 888	213	113 898	58 770	55 128
	C	11	1 710	982	728	110	96	11	1 710	982	728
Genel	<b>A</b>	<b>119</b>	<b>90 984</b>	<b>44 305</b>	<b>46 679</b>	<b>4 161</b>	<b>2 263</b>	<b>90</b>	<b>66 150</b>	<b>30 692</b>	<b>35 458</b>
	B	118	89 982	43 835	46 147	4 137	2 248	89	65 148	30 222	34 926
	C	1	1 002	470	532	24	15	1	1 002	470	532
Mesleki ve teknik	<b>A</b>	<b>151</b>	<b>64 238</b>	<b>37 567</b>	<b>26 671</b>	<b>3 819</b>	<b>1 721</b>	<b>134</b>	<b>49 458</b>	<b>29 060</b>	<b>20 398</b>
	B	141	63 530	37 055	26 475	3 733	1 640	124	48 750	28 548	20 202
	C	10	708	512	196	86	81	10	708	512	196
<b>TR622 Mersin</b>	<b>A</b>	<b>232</b>	<b>122 654</b>	<b>63 211</b>	<b>59 443</b>	<b>6 878</b>	<b>3 175</b>	<b>198</b>	<b>93 081</b>	<b>47 711</b>	<b>45 370</b>
	B	207	116 037	59 664	56 373	6 331	2 859	176	86 770	44 322	42 448
	C	25	6 617	3 547	3 070	547	316	22	6 311	3 389	2 922
Genel	<b>A</b>	<b>75</b>	<b>66 672</b>	<b>32 219</b>	<b>34 453</b>	<b>2 832</b>	<b>1 459</b>	<b>57</b>	<b>46 399</b>	<b>21 521</b>	<b>24 878</b>
	B	67	62 814	30 466	32 348	2 629	1 326	52	42 847	19 926	22 921
	C	8	3 858	1 753	2 105	203	133	5	3 552	1 595	1 957
Mesleki ve teknik	<b>A</b>	<b>157</b>	<b>55 982</b>	<b>30 992</b>	<b>24 990</b>	<b>4 046</b>	<b>1 716</b>	<b>141</b>	<b>46 682</b>	<b>26 190</b>	<b>20 492</b>
	B	140	53 223	29 198	24 025	3 702	1 533	124	43 923	24 396	19 527
	C	17	2 759	1 794	965	344	183	17	2 759	1 794	965
<b>TR631 Hatay</b>	<b>A</b>	<b>176</b>	<b>109 859</b>	<b>58 688</b>	<b>51 171</b>	<b>4 892</b>	<b>2 404</b>	<b>148</b>	<b>84 838</b>	<b>45 071</b>	<b>39 767</b>
	B	141	93 942	49 800	44 142	3 931	1 890	115	69 255	36 368	32 887
	C	35	15 917	8 888	7 029	961	514	33	15 583	8 703	6 880
Genel	<b>A</b>	<b>73</b>	<b>56 162</b>	<b>27 946</b>	<b>28 216</b>	<b>2 226</b>	<b>1 238</b>	<b>54</b>	<b>36 222</b>	<b>16 967</b>	<b>19 255</b>
	B	59	47 564	24 096	23 468	1 740	961	42	27 958	13 302	14 656
	C	14	8 598	3 850	4 748	486	277	12	8 264	3 665	4 599
Mesleki ve teknik	<b>A</b>	<b>103</b>	<b>53 697</b>	<b>30 742</b>	<b>22 955</b>	<b>2 666</b>	<b>1 166</b>	<b>94</b>	<b>48 616</b>	<b>28 104</b>	<b>20 512</b>
	B	82	46 378	25 704	20 674	2 191	929	73	41 297	23 066	18 231
	C	21	7 319	5 038	2 281	475	237	21	7 319	5 038	2 281
<b>TR632 Kahramanmaraş</b>	<b>A</b>	<b>143</b>	<b>76 732</b>	<b>41 228</b>	<b>35 504</b>	<b>3 735</b>	<b>1 969</b>	<b>124</b>	<b>59 285</b>	<b>31 505</b>	<b>27 780</b>
	B	118	71 698	38 001	33 697	3 368	1 712	99	54 251	28 278	25 973
	C	25	5 034	3 227	1 807	367	257	25	5 034	3 227	1 807
Genel	<b>A</b>	<b>44</b>	<b>39 080</b>	<b>20 418</b>	<b>18 662</b>	<b>1 289</b>	<b>696</b>	<b>31</b>	<b>25 410</b>	<b>12 534</b>	<b>12 876</b>
	B	44	37 557	19 676	17 881	1 289	696	31	23 887	11 792	12 095
	C	-	1 523	742	781	-	-	-	1 523	742	781
Mesleki ve teknik	<b>A</b>	<b>99</b>	<b>37 652</b>	<b>20 810</b>	<b>16 842</b>	<b>2 446</b>	<b>1 273</b>	<b>93</b>	<b>33 875</b>	<b>18 971</b>	<b>14 904</b>
	B	74	34 141	18 325	15 816	2 079	1 016	68	30 364	16 486	13 878
	C	25	3 511	2 485	1 026	367	257	25	3 511	2 485	1 026
<b>TR633 Osmaniye</b>	<b>A</b>	<b>84</b>	<b>38 835</b>	<b>20 162</b>	<b>18 673</b>	<b>2 261</b>	<b>945</b>	<b>70</b>	<b>31 788</b>	<b>16 434</b>	<b>15 354</b>
	B	82	38 470	19 961	18 509	2 235	937	68	31 423	16 233	15 190
	C	2	365	201	164	26	8	2	365	201	164
Genel	<b>A</b>	<b>30</b>	<b>18 703</b>	<b>9 056</b>	<b>9 647</b>	<b>959</b>	<b>466</b>	<b>24</b>	<b>14 163</b>	<b>6 629</b>	<b>7 534</b>
	B	30	18 442	8 918	9 524	959	466	24	13 902	6 491	7 411
	C	-	261	138	123	-	-	-	261	138	123
Mesleki ve teknik	<b>A</b>	<b>54</b>	<b>20 132</b>	<b>11 106</b>	<b>9 026</b>	<b>1 302</b>	<b>479</b>	<b>46</b>	<b>17 625</b>	<b>9 805</b>	<b>7 820</b>
	B	52	20 028	11 043	8 985	1 276	471	44	17 521	9 742	7 779
	C	2	104	63	41	26	8	2	104	63	41
<b>TR711 Kırıkkale</b>	<b>A</b>	<b>59</b>	<b>20 537</b>	<b>10 811</b>	<b>9 726</b>	<b>1 365</b>	<b>779</b>	<b>53</b>	<b>15 797</b>	<b>8 079</b>	<b>7 718</b>
	B	56	20 063	10 597	9 466	1 321	756	51	15 499	7 958	7 541
	C	3	474	214	260	44	23	2	298	121	177
Genel	<b>A</b>	<b>18</b>	<b>9 465</b>	<b>4 484</b>	<b>4 981</b>	<b>526</b>	<b>333</b>	<b>15</b>	<b>6 599</b>	<b>3 012</b>	<b>3 587</b>
	B	18	9 406	4 459	4 947	526	333	15	6 540	2 987	3 553
	C	-	59	25	34	-	-	-	59	25	34
Mesleki ve teknik	<b>A</b>	<b>41</b>	<b>11 072</b>	<b>6 327</b>	<b>4 745</b>	<b>839</b>	<b>446</b>	<b>38</b>	<b>9 198</b>	<b>5 067</b>	<b>4 131</b>
	B	38	10 657	6 138	4 519	795	423	36	8 959	4 971	3 988
	C	3	415	189	226	44	23	2	239	96	143

(1) Toplam öğretmen, kadrolu öğretmenleri kapsar.

2.11. Number of schools, students, teachers and classrooms in public and private secondary education institutions by settlement place according to Statistical Regions Level 3 (continued)

[Beginning of the educational year 2013/14]

A. Total

B. City

C. Village

Public		Özel - Private				Açıköğretim İlisesi Open secondary education					SR Level 3	
Öğretmen <sup>(1)</sup> Teacher <sup>(1)</sup>	Derslik Classroom	Okul School	Öğrenci - Students			Öğretmen <sup>(1)</sup> Teacher <sup>(1)</sup>	Derslik Classroom	Öğrenci - Students				
			Toplam Total	Erkek Males	Kadın Females			Toplam Total	Erkek Males	Kadın Females		
<b>1 096</b>	<b>616</b>	<b>2</b>	<b>225</b>	<b>104</b>	<b>121</b>	<b>27</b>	<b>31</b>	<b>2 344</b>	<b>1 203</b>	<b>1 141</b>	<b>A</b>	Burdur TR613
1 072	606	2	225	104	121	27	31	2 344	1 203	1 141	B	
24	10	-	-	-	-	-	-	-	-	-	C	
<b>474</b>	<b>283</b>	<b>1</b>	<b>85</b>	<b>45</b>	<b>40</b>	<b>17</b>	<b>22</b>	<b>1 852</b>	<b>1 006</b>	<b>846</b>	<b>A</b>	General
460	283	1	85	45	40	17	22	1 852	1 006	846	B	
14	-	-	-	-	-	-	-	-	-	-	C	
<b>622</b>	<b>333</b>	<b>1</b>	<b>140</b>	<b>59</b>	<b>81</b>	<b>10</b>	<b>9</b>	<b>492</b>	<b>197</b>	<b>295</b>	<b>A</b>	Vocational and technical
612	323	1	140	59	81	10	9	492	197	295	B	
10	10	-	-	-	-	-	-	-	-	-	C	
<b>7 107</b>	<b>3 320</b>	<b>46</b>	<b>7 040</b>	<b>3 795</b>	<b>3 245</b>	<b>873</b>	<b>664</b>	<b>32 574</b>	<b>18 325</b>	<b>14 249</b>	<b>A</b>	Adana TR621
6 997	3 224	46	7 040	3 795	3 245	873	664	32 574	18 325	14 249	B	
110	96	-	-	-	-	-	-	-	-	-	C	
<b>3 633</b>	<b>1 921</b>	<b>29</b>	<b>3 689</b>	<b>1 976</b>	<b>1 713</b>	<b>528</b>	<b>342</b>	<b>21 145</b>	<b>11 637</b>	<b>9 508</b>	<b>A</b>	General
3 609	1 906	29	3 689	1 976	1 713	528	342	21 145	11 637	9 508	B	
24	15	-	-	-	-	-	-	-	-	-	C	
<b>3 474</b>	<b>1 399</b>	<b>17</b>	<b>3 351</b>	<b>1 819</b>	<b>1 532</b>	<b>345</b>	<b>322</b>	<b>11 429</b>	<b>6 688</b>	<b>4 741</b>	<b>A</b>	Vocational and technical
3 388	1 318	17	3 351	1 819	1 532	345	322	11 429	6 688	4 741	B	
86	81	-	-	-	-	-	-	-	-	-	C	
<b>6 202</b>	<b>2 774</b>	<b>34</b>	<b>4 689</b>	<b>2 405</b>	<b>2 284</b>	<b>676</b>	<b>401</b>	<b>24 884</b>	<b>13 095</b>	<b>11 789</b>	<b>A</b>	Mersin TR622
5 698	2 492	31	4 383	2 247	2 136	633	367	24 884	13 095	11 789	B	
504	282	3	306	158	148	43	34	-	-	-	C	
<b>2 477</b>	<b>1 276</b>	<b>18</b>	<b>2 390</b>	<b>1 258</b>	<b>1 132</b>	<b>355</b>	<b>183</b>	<b>17 883</b>	<b>9 440</b>	<b>8 443</b>	<b>A</b>	General
2 317	1 177	15	2 084	1 100	984	312	149	17 883	9 440	8 443	B	
160	99	3	306	158	148	43	34	-	-	-	C	
<b>3 725</b>	<b>1 498</b>	<b>16</b>	<b>2 299</b>	<b>1 147</b>	<b>1 152</b>	<b>321</b>	<b>218</b>	<b>7 001</b>	<b>3 655</b>	<b>3 346</b>	<b>A</b>	Vocational and technical
3 381	1 315	16	2 299	1 147	1 152	321	218	7 001	3 655	3 346	B	
344	183	-	-	-	-	-	-	-	-	-	C	
<b>4 460</b>	<b>2 116</b>	<b>28</b>	<b>2 445</b>	<b>1 380</b>	<b>1 065</b>	<b>432</b>	<b>288</b>	<b>22 576</b>	<b>12 237</b>	<b>10 339</b>	<b>A</b>	Hatay TR631
3 536	1 634	26	2 111	1 195	916	395	256	22 576	12 237	10 339	B	
924	482	2	334	185	149	37	32	-	-	-	C	
<b>1 929</b>	<b>1 046</b>	<b>19</b>	<b>1 774</b>	<b>1 061</b>	<b>713</b>	<b>297</b>	<b>192</b>	<b>18 166</b>	<b>9 918</b>	<b>8 248</b>	<b>A</b>	General
1 480	801	17	1 440	876	564	260	160	18 166	9 918	8 248	B	
449	245	2	334	185	149	37	32	-	-	-	C	
<b>2 531</b>	<b>1 070</b>	<b>9</b>	<b>671</b>	<b>319</b>	<b>352</b>	<b>135</b>	<b>96</b>	<b>4 410</b>	<b>2 319</b>	<b>2 091</b>	<b>A</b>	Vocational and technical
2 056	833	9	671	319	352	135	96	4 410	2 319	2 091	B	
475	237	-	-	-	-	-	-	-	-	-	C	
<b>3 438</b>	<b>1 766</b>	<b>19</b>	<b>2 103</b>	<b>1 125</b>	<b>978</b>	<b>297</b>	<b>203</b>	<b>15 344</b>	<b>8 598</b>	<b>6 746</b>	<b>A</b>	Kahramanmaraş TR632
3 071	1 509	19	2 103	1 125	978	297	203	15 344	8 598	6 746	B	
367	257	-	-	-	-	-	-	-	-	-	C	
<b>1 091</b>	<b>575</b>	<b>13</b>	<b>1 574</b>	<b>874</b>	<b>700</b>	<b>198</b>	<b>121</b>	<b>12 096</b>	<b>7 010</b>	<b>5 086</b>	<b>A</b>	General
1 091	575	13	1 574	874	700	198	121	12 096	7 010	5 086	B	
-	-	-	-	-	-	-	-	-	-	-	C	
<b>2 347</b>	<b>1 191</b>	<b>6</b>	<b>529</b>	<b>251</b>	<b>278</b>	<b>99</b>	<b>82</b>	<b>3 248</b>	<b>1 588</b>	<b>1 660</b>	<b>A</b>	Vocational and technical
1 980	934	6	529	251	278	99	82	3 248	1 588	1 660	B	
367	257	-	-	-	-	-	-	-	-	-	C	
<b>2 020</b>	<b>880</b>	<b>14</b>	<b>1 266</b>	<b>667</b>	<b>599</b>	<b>241</b>	<b>65</b>	<b>5 781</b>	<b>3 061</b>	<b>2 720</b>	<b>A</b>	Osmaniye TR633
1 994	872	14	1 266	667	599	241	65	5 781	3 061	2 720	B	
26	8	-	-	-	-	-	-	-	-	-	C	
<b>845</b>	<b>442</b>	<b>6</b>	<b>602</b>	<b>325</b>	<b>277</b>	<b>114</b>	<b>24</b>	<b>3 938</b>	<b>2 102</b>	<b>1 836</b>	<b>A</b>	General
845	442	6	602	325	277	114	24	3 938	2 102	1 836	B	
-	-	-	-	-	-	-	-	-	-	-	C	
<b>1 175</b>	<b>438</b>	<b>8</b>	<b>664</b>	<b>342</b>	<b>322</b>	<b>127</b>	<b>41</b>	<b>1 843</b>	<b>959</b>	<b>884</b>	<b>A</b>	Vocational and technical
1 149	430	8	664	342	322	127	41	1 843	959	884	B	
26	8	-	-	-	-	-	-	-	-	-	C	
<b>1 232</b>	<b>710</b>	<b>6</b>	<b>1 048</b>	<b>593</b>	<b>455</b>	<b>133</b>	<b>69</b>	<b>3 692</b>	<b>2 139</b>	<b>1 553</b>	<b>A</b>	Kırkkale TR711
1 216	702	5	872	500	372	105	54	3 692	2 139	1 553	B	
16	8	1	176	93	83	28	15	-	-	-	C	
<b>466</b>	<b>302</b>	<b>3</b>	<b>540</b>	<b>325</b>	<b>215</b>	<b>60</b>	<b>31</b>	<b>2 326</b>	<b>1 147</b>	<b>1 179</b>	<b>A</b>	General
466	302	3	540	325	215	60	31	2 326	1 147	1 179	B	
-	-	-	-	-	-	-	-	-	-	-	C	
<b>766</b>	<b>408</b>	<b>3</b>	<b>508</b>	<b>268</b>	<b>240</b>	<b>73</b>	<b>38</b>	<b>1 366</b>	<b>992</b>	<b>374</b>	<b>A</b>	Vocational and technical
750	400	2	332	175	157	45	23	1 366	992	374	B	
16	8	1	176	93	83	28	15	-	-	-	C	

(1) Total of teachers includes permanent teaching staff.

## 2.11 İstatistik Bölge Birimleri Sınıflaması 3. düzey, ortaöğretimde resmi ve özel ayrımında yerleşim yeri, okul, öğrenci, öğretmen ve derslik sayısı (devam)

[2013/'14 Öğretim yılı başı]

İBBS 3. Düzey	A. Toplam	B. Şehir	C. Köy	Toplam - Total				Resmi			
				Öğrenci - Students				Öğrenci - Students			
				Okul School	Toplam Total	Erkek Males	Kadın Females	Okul School	Toplam Total	Erkek Males	Kadın Females
						Öğretmen <sup>(1)</sup> Teacher <sup>(1)</sup>	Derslik Classroom				
<b>TR712 Aksaray</b>	<b>A</b>	<b>68</b>	<b>25 671</b>	<b>13 161</b>	<b>12 510</b>	<b>1 339</b>	<b>771</b>	<b>61</b>	<b>18 544</b>	<b>9 385</b>	<b>9 159</b>
	B	52	23 651	12 182	11 469	1 180	649	45	16 524	8 406	8 118
	C	16	2 020	979	1 041	159	122	16	2 020	979	1 041
Genel	<b>A</b>	<b>23</b>	<b>14 464</b>	<b>6 926</b>	<b>7 538</b>	<b>550</b>	<b>323</b>	<b>19</b>	<b>8 708</b>	<b>3 722</b>	<b>4 986</b>
	B	22	13 070	6 312	6 758	537	313	18	7 314	3 108	4 206
	C	1	1 394	614	780	13	10	1	1 394	614	780
Mesleki ve teknik	<b>A</b>	<b>45</b>	<b>11 207</b>	<b>6 235</b>	<b>4 972</b>	<b>789</b>	<b>448</b>	<b>42</b>	<b>9 836</b>	<b>5 663</b>	<b>4 173</b>
	B	30	10 581	5 870	4 711	643	336	27	9 210	5 298	3 912
	C	15	626	365	261	146	112	15	626	365	261
<b>TR713 Niğde</b>	<b>A</b>	<b>62</b>	<b>23 273</b>	<b>12 005</b>	<b>11 268</b>	<b>1 422</b>	<b>792</b>	<b>58</b>	<b>18 459</b>	<b>9 416</b>	<b>9 043</b>
	B	56	22 218	11 418	10 800	1 332	731	52	17 404	8 829	8 575
	C	6	1 055	587	468	90	61	6	1 055	587	468
Genel	<b>A</b>	<b>20</b>	<b>12 358</b>	<b>5 978</b>	<b>6 380</b>	<b>585</b>	<b>340</b>	<b>18</b>	<b>8 405</b>	<b>3 717</b>	<b>4 688</b>
	B	20	11 969	5 770	6 199	585	340	18	8 016	3 509	4 507
	C	-	389	208	181	-	-	-	389	208	181
Mesleki ve teknik	<b>A</b>	<b>42</b>	<b>10 915</b>	<b>6 027</b>	<b>4 888</b>	<b>837</b>	<b>452</b>	<b>40</b>	<b>10 054</b>	<b>5 699</b>	<b>4 355</b>
	B	36	10 249	5 648	4 601	747	391	34	9 388	5 320	4 068
	C	6	666	379	287	90	61	6	666	379	287
<b>TR714 Nevşehir</b>	<b>A</b>	<b>63</b>	<b>18 157</b>	<b>9 254</b>	<b>8 903</b>	<b>1 270</b>	<b>702</b>	<b>55</b>	<b>13 980</b>	<b>7 035</b>	<b>6 945</b>
	B	56	17 362	8 849	8 513	1 163	615	50	13 441	6 768	6 673
	C	7	795	405	390	107	87	5	539	267	272
Genel	<b>A</b>	<b>22</b>	<b>9 594</b>	<b>4 718</b>	<b>4 876</b>	<b>538</b>	<b>327</b>	<b>17</b>	<b>6 015</b>	<b>2 698</b>	<b>3 317</b>
	B	16	8 905	4 402	4 503	442	248	13	5 582	2 520	3 062
	C	6	689	316	373	96	79	4	433	178	255
Mesleki ve teknik	<b>A</b>	<b>41</b>	<b>8 563</b>	<b>4 536</b>	<b>4 027</b>	<b>732</b>	<b>375</b>	<b>38</b>	<b>7 965</b>	<b>4 337</b>	<b>3 628</b>
	B	40	8 457	4 447	4 010	721	367	37	7 859	4 248	3 611
	C	1	106	89	17	11	8	1	106	89	17
<b>TR715 Kırşehir</b>	<b>A</b>	<b>53</b>	<b>16 166</b>	<b>8 635</b>	<b>7 531</b>	<b>1 158</b>	<b>652</b>	<b>50</b>	<b>13 679</b>	<b>7 194</b>	<b>6 485</b>
	B	53	16 166	8 635	7 531	1 158	652	50	13 679	7 194	6 485
	C	-	-	-	-	-	-	-	-	-	-
Genel	<b>A</b>	<b>17</b>	<b>8 760</b>	<b>4 362</b>	<b>4 398</b>	<b>460</b>	<b>302</b>	<b>17</b>	<b>6 765</b>	<b>3 184</b>	<b>3 581</b>
	B	17	8 760	4 362	4 398	460	302	17	6 765	3 184	3 581
	C	-	-	-	-	-	-	-	-	-	-
Mesleki ve teknik	<b>A</b>	<b>36</b>	<b>7 406</b>	<b>4 273</b>	<b>3 133</b>	<b>698</b>	<b>350</b>	<b>33</b>	<b>6 914</b>	<b>4 010</b>	<b>2 904</b>
	B	36	7 406	4 273	3 133	698	350	33	6 914	4 010	2 904
	C	-	-	-	-	-	-	-	-	-	-
<b>TR721 Kayseri</b>	<b>A</b>	<b>206</b>	<b>96 911</b>	<b>50 466</b>	<b>46 445</b>	<b>5 334</b>	<b>2 785</b>	<b>181</b>	<b>70 895</b>	<b>35 963</b>	<b>34 932</b>
	B	191	93 695	48 903	44 792	5 121	2 620	168	68 013	34 629	33 384
	C	15	3 216	1 563	1 653	213	165	13	2 882	1 334	1 548
Genel	<b>A</b>	<b>64</b>	<b>52 821</b>	<b>26 156</b>	<b>26 665</b>	<b>1 966</b>	<b>1 108</b>	<b>48</b>	<b>33 185</b>	<b>14 946</b>	<b>18 239</b>
	B	59	50 323	24 964	25 359	1 852	1 028	45	31 021	13 983	17 038
	C	5	2 498	1 192	1 306	114	80	3	2 164	963	1 201
Mesleki ve teknik	<b>A</b>	<b>142</b>	<b>44 090</b>	<b>24 310</b>	<b>19 780</b>	<b>3 368</b>	<b>1 677</b>	<b>133</b>	<b>37 710</b>	<b>21 017</b>	<b>16 693</b>
	B	132	43 372	23 939	19 433	3 269	1 592	123	36 992	20 646	16 346
	C	10	718	371	347	99	85	10	718	371	347
<b>TR722 Sivas</b>	<b>A</b>	<b>120</b>	<b>45 752</b>	<b>24 271</b>	<b>21 481</b>	<b>2 692</b>	<b>1 384</b>	<b>107</b>	<b>34 735</b>	<b>17 961</b>	<b>16 774</b>
	B	116	45 070	23 903	21 167	2 634	1 333	103	34 053	17 593	16 460
	C	4	682	368	314	58	51	4	682	368	314
Genel	<b>A</b>	<b>38</b>	<b>25 071</b>	<b>12 584</b>	<b>12 487</b>	<b>1 119</b>	<b>542</b>	<b>31</b>	<b>16 290</b>	<b>7 525</b>	<b>8 765</b>
	B	37	24 766	12 467	12 299	1 106	531	30	15 985	7 408	8 577
	C	1	305	117	188	13	11	1	305	117	188
Mesleki ve teknik	<b>A</b>	<b>82</b>	<b>20 681</b>	<b>11 687</b>	<b>8 994</b>	<b>1 573</b>	<b>842</b>	<b>76</b>	<b>18 445</b>	<b>10 436</b>	<b>8 009</b>
	B	79	20 304	11 436	8 868	1 528	802	73	18 068	10 185	7 883
	C	3	377	251	126	45	40	3	377	251	126
<b>TR723 Yozgat</b>	<b>A</b>	<b>116</b>	<b>32 371</b>	<b>16 829</b>	<b>15 542</b>	<b>2 104</b>	<b>1 272</b>	<b>114</b>	<b>25 256</b>	<b>13 023</b>	<b>12 233</b>
	B	107	31 553	16 381	15 172	2 007	1 202	105	24 438	12 575	11 863
	C	9	818	448	370	97	70	9	818	448	370
Genel	<b>A</b>	<b>30</b>	<b>15 857</b>	<b>7 848</b>	<b>8 009</b>	<b>734</b>	<b>466</b>	<b>30</b>	<b>10 049</b>	<b>4 529</b>	<b>5 520</b>
	B	30	15 824	7 829	7 995	732	466	30	10 016	4 510	5 506
	C	-	33	19	14	2	-	-	33	19	14
Mesleki ve teknik	<b>A</b>	<b>86</b>	<b>16 514</b>	<b>8 981</b>	<b>7 533</b>	<b>1 370</b>	<b>806</b>	<b>84</b>	<b>15 207</b>	<b>8 494</b>	<b>6 713</b>
	B	77	15 729	8 552	7 177	1 275	736	75	14 422	8 065	6 357
	C	9	785	429	356	95	70	9	785	429	356

(1) Toplam öğretmen, kadrolu öğretmenleri kapsar.

2.11. Number of schools, students, teachers and classrooms in public and private secondary education institutions by settlement place according to Statistical Regions Level 3 (continued)

[Beginning of the educational year 2013/'14]

A. Total

B. City

C. Village

Public		Özel - Private				Private		Açıköğretim İlisesi Open secondary education			SR Level 3	
Öğretmen <sup>(1)</sup> Teacher <sup>(1)</sup>	Derslik Classroom	Okul School	Öğrenci - Students			Öğretmen <sup>(1)</sup> Teacher <sup>(1)</sup>	Derslik Classroom	Öğrenci - Students				
			Toplam Total	Erkek Males	Kadın Females			Toplam Total	Erkek Males	Kadın Females		
<b>1 272</b>	<b>694</b>	<b>7</b>	<b>619</b>	<b>332</b>	<b>287</b>	<b>67</b>	<b>77</b>	<b>6 508</b>	<b>3 444</b>	<b>3 064</b>	<b>A</b>	Aksaray TR712
1 113	572	7	619	332	287	67	77	6 508	3 444	3 064	B	
159	122	-	-	-	-	-	-	-	-	-	C	
<b>509</b>	<b>295</b>	<b>4</b>	<b>422</b>	<b>239</b>	<b>183</b>	<b>41</b>	<b>28</b>	<b>5 334</b>	<b>2 965</b>	<b>2 369</b>	<b>A</b>	General
496	285	4	422	239	183	41	28	5 334	2 965	2 369	B	
13	10	-	-	-	-	-	-	-	-	-	C	
<b>763</b>	<b>399</b>	<b>3</b>	<b>197</b>	<b>93</b>	<b>104</b>	<b>26</b>	<b>49</b>	<b>1 174</b>	<b>479</b>	<b>695</b>	<b>A</b>	Vocational and technical
617	287	3	197	93	104	26	49	1 174	479	695	B	
146	112	-	-	-	-	-	-	-	-	-	C	
<b>1 317</b>	<b>758</b>	<b>4</b>	<b>413</b>	<b>207</b>	<b>206</b>	<b>105</b>	<b>34</b>	<b>4 401</b>	<b>2 382</b>	<b>2 019</b>	<b>A</b>	Niğde TR713
1 227	697	4	413	207	206	105	34	4 401	2 382	2 019	B	
90	61	-	-	-	-	-	-	-	-	-	C	
<b>518</b>	<b>323</b>	<b>2</b>	<b>228</b>	<b>124</b>	<b>104</b>	<b>67</b>	<b>17</b>	<b>3 725</b>	<b>2 137</b>	<b>1 588</b>	<b>A</b>	General
518	323	2	228	124	104	67	17	3 725	2 137	1 588	B	
-	-	-	-	-	-	-	-	-	-	-	C	
<b>799</b>	<b>435</b>	<b>2</b>	<b>185</b>	<b>83</b>	<b>102</b>	<b>38</b>	<b>17</b>	<b>676</b>	<b>245</b>	<b>431</b>	<b>A</b>	Vocational and technical
709	374	2	185	83	102	38	17	676	245	431	B	
90	61	-	-	-	-	-	-	-	-	-	C	
<b>1 165</b>	<b>614</b>	<b>8</b>	<b>899</b>	<b>463</b>	<b>436</b>	<b>105</b>	<b>88</b>	<b>3 278</b>	<b>1 756</b>	<b>1 522</b>	<b>A</b>	Nevşehir TR714
1 105	570	6	643	325	318	58	45	3 278	1 756	1 522	B	
60	44	2	256	138	118	47	43	-	-	-	C	
<b>460</b>	<b>252</b>	<b>5</b>	<b>735</b>	<b>391</b>	<b>344</b>	<b>78</b>	<b>75</b>	<b>2 844</b>	<b>1 629</b>	<b>1 215</b>	<b>A</b>	General
411	216	3	479	253	226	31	32	2 844	1 629	1 215	B	
49	36	2	256	138	118	47	43	-	-	-	C	
<b>705</b>	<b>362</b>	<b>3</b>	<b>164</b>	<b>72</b>	<b>92</b>	<b>27</b>	<b>13</b>	<b>434</b>	<b>127</b>	<b>307</b>	<b>A</b>	Vocational and technical
694	354	3	164	72	92	27	13	434	127	307	B	
11	8	-	-	-	-	-	-	-	-	-	C	
<b>1 120</b>	<b>620</b>	<b>3</b>	<b>205</b>	<b>120</b>	<b>85</b>	<b>38</b>	<b>32</b>	<b>2 282</b>	<b>1 321</b>	<b>961</b>	<b>A</b>	Kırşehir TR715
1 120	620	3	205	120	85	38	32	2 282	1 321	961	B	
-	-	-	-	-	-	-	-	-	-	-	C	
<b>460</b>	<b>302</b>	<b>-</b>	<b>-</b>	<b>-</b>	<b>-</b>	<b>-</b>	<b>-</b>	<b>1 995</b>	<b>1 178</b>	<b>817</b>	<b>A</b>	General
460	302	-	-	-	-	-	-	1 995	1 178	817	B	
-	-	-	-	-	-	-	-	-	-	-	C	
<b>660</b>	<b>318</b>	<b>3</b>	<b>205</b>	<b>120</b>	<b>85</b>	<b>38</b>	<b>32</b>	<b>287</b>	<b>143</b>	<b>144</b>	<b>A</b>	Vocational and technical
660	318	3	205	120	85	38	32	287	143	144	B	
-	-	-	-	-	-	-	-	-	-	-	C	
<b>4 896</b>	<b>2 481</b>	<b>25</b>	<b>3 992</b>	<b>2 081</b>	<b>1 911</b>	<b>438</b>	<b>304</b>	<b>22 024</b>	<b>12 422</b>	<b>9 602</b>	<b>A</b>	Kayseri TR721
4 716	2 336	23	3 658	1 852	1 806	405	284	22 024	12 422	9 602	B	
180	145	2	334	229	105	33	20	-	-	-	C	
<b>1 663</b>	<b>920</b>	<b>16</b>	<b>2 772</b>	<b>1 546</b>	<b>1 226</b>	<b>303</b>	<b>188</b>	<b>16 864</b>	<b>9 664</b>	<b>7 200</b>	<b>A</b>	General
1 582	860	14	2 438	1 317	1 121	270	168	16 864	9 664	7 200	B	
81	60	2	334	229	105	33	20	-	-	-	C	
<b>3 233</b>	<b>1 561</b>	<b>9</b>	<b>1 220</b>	<b>535</b>	<b>685</b>	<b>135</b>	<b>116</b>	<b>5 160</b>	<b>2 758</b>	<b>2 402</b>	<b>A</b>	Vocational and technical
3 134	1 476	9	1 220	535	685	135	116	5 160	2 758	2 402	B	
99	85	-	-	-	-	-	-	-	-	-	C	
<b>2 479</b>	<b>1 271</b>	<b>13</b>	<b>1 053</b>	<b>573</b>	<b>480</b>	<b>213</b>	<b>113</b>	<b>9 964</b>	<b>5 737</b>	<b>4 227</b>	<b>A</b>	Sivas TR722
2 421	1 220	13	1 053	573	480	213	113	9 964	5 737	4 227	B	
58	51	-	-	-	-	-	-	-	-	-	C	
<b>986</b>	<b>502</b>	<b>7</b>	<b>603</b>	<b>349</b>	<b>254</b>	<b>133</b>	<b>40</b>	<b>8 178</b>	<b>4 710</b>	<b>3 468</b>	<b>A</b>	General
973	491	7	603	349	254	133	40	8 178	4 710	3 468	B	
13	11	-	-	-	-	-	-	-	-	-	C	
<b>1 493</b>	<b>769</b>	<b>6</b>	<b>450</b>	<b>224</b>	<b>226</b>	<b>80</b>	<b>73</b>	<b>1 786</b>	<b>1 027</b>	<b>759</b>	<b>A</b>	Vocational and technical
1 448	729	6	450	224	226	80	73	1 786	1 027	759	B	
45	40	-	-	-	-	-	-	-	-	-	C	
<b>2 074</b>	<b>1 259</b>	<b>2</b>	<b>182</b>	<b>98</b>	<b>84</b>	<b>30</b>	<b>13</b>	<b>6 933</b>	<b>3 708</b>	<b>3 225</b>	<b>A</b>	Yozgat TR723
1 977	1 189	2	182	98	84	30	13	6 933	3 708	3 225	B	
97	70	-	-	-	-	-	-	-	-	-	C	
<b>734</b>	<b>466</b>	<b>-</b>	<b>-</b>	<b>-</b>	<b>-</b>	<b>-</b>	<b>-</b>	<b>5 808</b>	<b>3 319</b>	<b>2 489</b>	<b>A</b>	General
732	466	-	-	-	-	-	-	5 808	3 319	2 489	B	
2	-	-	-	-	-	-	-	-	-	-	C	
<b>1 340</b>	<b>793</b>	<b>2</b>	<b>182</b>	<b>98</b>	<b>84</b>	<b>30</b>	<b>13</b>	<b>1 125</b>	<b>389</b>	<b>736</b>	<b>A</b>	Vocational and technical
1 245	723	2	182	98	84	30	13	1 125	389	736	B	
95	70	-	-	-	-	-	-	-	-	-	C	

(1) Total of teachers includes permanent teaching staff.

## 2.11 İstatistik Bölge Birimleri Sınıflaması 3. düzey, ortaöğretimde resmi ve özel ayrımında yerleşim yeri, okul, öğrenci, öğretmen ve derslik sayısı (devam)

[2013/'14 Öğretim yılı başı]

İBBS 3. Düzey	A. Toplam	B. Şehir	C. Köy	Toplam - Total				Resmi			
				Öğrenci - Students			Öğretmen <sup>(1)</sup> Teacher <sup>(1)</sup>	Derslik Classroom	Öğrenci - Students		
				Okul School	Toplam Total	Erkek Males			Kadın Females	Okul School	Toplam Total
<b>TR811 Zonguldak</b>	<b>A</b>	<b>100</b>	<b>38 110</b>	<b>19 710</b>	<b>18 400</b>	<b>2 294</b>	<b>1 219</b>	<b>95</b>	<b>29 740</b>	<b>15 677</b>	<b>14 063</b>
	B	85	32 768	17 018	15 750	2 072	1 051	81	24 633	13 115	11 518
	C	15	5 342	2 692	2 650	222	168	14	5 107	2 562	2 545
Genel	<b>A</b>	<b>34</b>	<b>19 952</b>	<b>8 893</b>	<b>11 059</b>	<b>1 013</b>	<b>587</b>	<b>29</b>	<b>13 614</b>	<b>5 840</b>	<b>7 774</b>
	B	31	17 333	7 794	9 539	951	544	27	11 230	4 871	6 359
	C	3	2 619	1 099	1 520	62	43	2	2 384	969	1 415
Mesleki ve teknik	<b>A</b>	<b>66</b>	<b>18 158</b>	<b>10 817</b>	<b>7 341</b>	<b>1 281</b>	<b>632</b>	<b>66</b>	<b>16 126</b>	<b>9 837</b>	<b>6 289</b>
	B	54	15 435	9 224	6 211	1 121	507	54	13 403	8 244	5 159
	C	12	2 723	1 593	1 130	160	125	12	2 723	1 593	1 130
<b>TR812 Karabük</b>	<b>A</b>	<b>47</b>	<b>14 855</b>	<b>7 737</b>	<b>7 118</b>	<b>1 102</b>	<b>552</b>	<b>45</b>	<b>11 808</b>	<b>6 153</b>	<b>5 655</b>
	B	45	14 635	7 617	7 018	1 087	543	43	11 588	6 033	5 555
	C	2	220	120	100	15	9	2	220	120	100
Genel	<b>A</b>	<b>17</b>	<b>8 172</b>	<b>3 953</b>	<b>4 219</b>	<b>475</b>	<b>296</b>	<b>16</b>	<b>5 768</b>	<b>2 682</b>	<b>3 086</b>
	B	17	8 086	3 903	4 183	469	296	16	5 682	2 632	3 050
	C	-	86	50	36	6	-	-	86	50	36
Mesleki ve teknik	<b>A</b>	<b>30</b>	<b>6 683</b>	<b>3 784</b>	<b>2 899</b>	<b>627</b>	<b>256</b>	<b>29</b>	<b>6 040</b>	<b>3 471</b>	<b>2 569</b>
	B	28	6 549	3 714	2 835	618	247	27	5 906	3 401	2 505
	C	2	134	70	64	9	9	2	134	70	64
<b>TR813 Bartın</b>	<b>A</b>	<b>36</b>	<b>11 669</b>	<b>5 837</b>	<b>5 832</b>	<b>763</b>	<b>416</b>	<b>35</b>	<b>9 379</b>	<b>4 799</b>	<b>4 580</b>
	B	29	10 375	5 162	5 213	671	346	28	8 085	4 124	3 961
	C	7	1 294	675	619	92	70	7	1 294	675	619
Genel	<b>A</b>	<b>8</b>	<b>4 889</b>	<b>2 255</b>	<b>2 634</b>	<b>238</b>	<b>146</b>	<b>7</b>	<b>3 106</b>	<b>1 377</b>	<b>1 729</b>
	B	8	4 640	2 143	2 497	238	146	7	2 857	1 265	1 592
	C	-	249	112	137	-	-	-	249	112	137
Mesleki ve teknik	<b>A</b>	<b>28</b>	<b>6 780</b>	<b>3 582</b>	<b>3 198</b>	<b>525</b>	<b>270</b>	<b>28</b>	<b>6 273</b>	<b>3 422</b>	<b>2 851</b>
	B	21	5 735	3 019	2 716	433	200	21	5 228	2 859	2 369
	C	7	1 045	563	482	92	70	7	1 045	563	482
<b>TR821 Kastamonu</b>	<b>A</b>	<b>80</b>	<b>21 598</b>	<b>11 018</b>	<b>10 580</b>	<b>1 432</b>	<b>759</b>	<b>79</b>	<b>16 631</b>	<b>8 864</b>	<b>7 767</b>
	B	77	21 324	10 880	10 444	1 396	719	76	16 357	8 726	7 631
	C	3	274	138	136	36	40	3	274	138	136
Genel	<b>A</b>	<b>15</b>	<b>10 890</b>	<b>4 859</b>	<b>6 031</b>	<b>441</b>	<b>231</b>	<b>15</b>	<b>6 597</b>	<b>2 921</b>	<b>3 676</b>
	B	15	10 742	4 798	5 944	441	231	15	6 449	2 860	3 589
	C	-	148	61	87	-	-	-	148	61	87
Mesleki ve teknik	<b>A</b>	<b>65</b>	<b>10 708</b>	<b>6 159</b>	<b>4 549</b>	<b>991</b>	<b>528</b>	<b>64</b>	<b>10 034</b>	<b>5 943</b>	<b>4 091</b>
	B	62	10 582	6 082	4 500	955	488	61	9 908	5 866	4 042
	C	3	126	77	49	36	40	3	126	77	49
<b>TR822 Çankırı</b>	<b>A</b>	<b>41</b>	<b>11 106</b>	<b>5 989</b>	<b>5 117</b>	<b>772</b>	<b>433</b>	<b>41</b>	<b>8 827</b>	<b>4 656</b>	<b>4 171</b>
	B	41	11 106	5 989	5 117	772	433	41	8 827	4 656	4 171
	C	-	-	-	-	-	-	-	-	-	-
Genel	<b>A</b>	<b>11</b>	<b>5 119</b>	<b>2 443</b>	<b>2 676</b>	<b>257</b>	<b>158</b>	<b>11</b>	<b>3 432</b>	<b>1 472</b>	<b>1 960</b>
	B	11	5 119	2 443	2 676	257	158	11	3 432	1 472	1 960
	C	-	-	-	-	-	-	-	-	-	-
Mesleki ve teknik	<b>A</b>	<b>30</b>	<b>5 987</b>	<b>3 546</b>	<b>2 441</b>	<b>515</b>	<b>275</b>	<b>30</b>	<b>5 395</b>	<b>3 184</b>	<b>2 211</b>
	B	30	5 987	3 546	2 441	515	275	30	5 395	3 184	2 211
	C	-	-	-	-	-	-	-	-	-	-
<b>TR823 Sinop</b>	<b>A</b>	<b>61</b>	<b>13 352</b>	<b>6 829</b>	<b>6 523</b>	<b>991</b>	<b>539</b>	<b>61</b>	<b>10 205</b>	<b>5 328</b>	<b>4 877</b>
	B	59	13 152	6 701	6 451	971	525	59	10 005	5 200	4 805
	C	2	200	128	72	20	14	2	200	128	72
Genel	<b>A</b>	<b>14</b>	<b>7 326</b>	<b>3 244</b>	<b>4 082</b>	<b>347</b>	<b>205</b>	<b>14</b>	<b>4 602</b>	<b>1 989</b>	<b>2 613</b>
	B	14	7 326	3 244	4 082	347	205	14	4 602	1 989	2 613
	C	-	-	-	-	-	-	-	-	-	-
Mesleki ve teknik	<b>A</b>	<b>47</b>	<b>6 026</b>	<b>3 585</b>	<b>2 441</b>	<b>644</b>	<b>334</b>	<b>47</b>	<b>5 603</b>	<b>3 339</b>	<b>2 264</b>
	B	45	5 826	3 457	2 369	624	320	45	5 403	3 211	2 192
	C	2	200	128	72	20	14	2	200	128	72
<b>TR831 Samsun</b>	<b>A</b>	<b>193</b>	<b>93 669</b>	<b>47 202</b>	<b>46 467</b>	<b>5 427</b>	<b>2 637</b>	<b>172</b>	<b>68 951</b>	<b>34 898</b>	<b>34 053</b>
	B	179	91 549	45 947	45 602	5 258	2 511	160	67 246	34 043	33 203
	C	14	2 120	1 255	865	169	126	12	1 705	855	850
Genel	<b>A</b>	<b>74</b>	<b>51 179</b>	<b>23 899</b>	<b>27 280</b>	<b>2 392</b>	<b>1 262</b>	<b>57</b>	<b>31 663</b>	<b>14 064</b>	<b>17 599</b>
	B	69	49 904	23 120	26 784	2 297	1 197	54	30 803	13 685	17 118
	C	5	1 275	779	496	95	65	3	860	379	481
Mesleki ve teknik	<b>A</b>	<b>119</b>	<b>42 490</b>	<b>23 303</b>	<b>19 187</b>	<b>3 035</b>	<b>1 375</b>	<b>115</b>	<b>37 288</b>	<b>20 834</b>	<b>16 454</b>
	B	110	41 645	22 827	18 818	2 961	1 314	106	36 443	20 358	16 085
	C	9	845	476	369	74	61	9	845	476	369

(1) Toplam öğretmen, kadrolu öğretmenleri kapsar.



2.11. Number of schools, students, teachers and classrooms in public and private secondary education institutions by settlement place according to Statistical Regions Level 3 (continued)

[Beginning of the educational year 2013/'14]

A. Total

B. City

C. Village

Public		Özel - Private				Açıköğretim lisesi Open secondary education					SR Level 3	
Öğretmen <sup>(1)</sup> Teacher <sup>(1)</sup>	Derslik Classroom	Okul School	Öğrenci - Students			Öğretmen <sup>(1)</sup> Teacher <sup>(1)</sup>	Derslik Classroom	Öğrenci - Students				
			Toplam Total	Erkek Males	Kadın Females			Toplam Total	Erkek Males	Kadın Females		
<b>2 196</b>	<b>1 146</b>	<b>5</b>	<b>696</b>	<b>370</b>	<b>326</b>	<b>98</b>	<b>73</b>	<b>7 674</b>	<b>3 663</b>	<b>4 011</b>	<b>A</b>	Zonguldak TR811
1 998	995	4	461	240	221	74	56	7 674	3 663	4 011	B	
198	151	1	235	130	105	24	17	-	-	-	C	
<b>915</b>	<b>514</b>	<b>5</b>	<b>696</b>	<b>370</b>	<b>326</b>	<b>98</b>	<b>73</b>	<b>5 642</b>	<b>2 683</b>	<b>2 959</b>	<b>A</b>	General
877	488	4	461	240	221	74	56	5 642	2 683	2 959	B	
38	26	1	235	130	105	24	17	-	-	-	C	
<b>1 281</b>	<b>632</b>	-	-	-	-	-	-	<b>2 032</b>	<b>980</b>	<b>1 052</b>	<b>A</b>	Vocational and technical
1 121	507	-	-	-	-	-	-	2 032	980	1 052	B	
160	125	-	-	-	-	-	-	-	-	-	C	
<b>1 066</b>	<b>535</b>	<b>2</b>	<b>222</b>	<b>116</b>	<b>106</b>	<b>36</b>	<b>17</b>	<b>2 825</b>	<b>1 468</b>	<b>1 357</b>	<b>A</b>	Karabük TR812
1 051	526	2	222	116	106	36	17	2 825	1 468	1 357	B	
15	9	-	-	-	-	-	-	-	-	-	C	
<b>453</b>	<b>287</b>	<b>1</b>	<b>151</b>	<b>77</b>	<b>74</b>	<b>22</b>	<b>9</b>	<b>2 253</b>	<b>1 194</b>	<b>1 059</b>	<b>A</b>	General
447	287	1	151	77	74	22	9	2 253	1 194	1 059	B	
6	-	-	-	-	-	-	-	-	-	-	C	
<b>613</b>	<b>248</b>	<b>1</b>	<b>71</b>	<b>39</b>	<b>32</b>	<b>14</b>	<b>8</b>	<b>572</b>	<b>274</b>	<b>298</b>	<b>A</b>	Vocational and technical
604	239	1	71	39	32	14	8	572	274	298	B	
9	9	-	-	-	-	-	-	-	-	-	C	
<b>755</b>	<b>416</b>	<b>1</b>	<b>11</b>	<b>9</b>	<b>2</b>	<b>8</b>	-	<b>2 279</b>	<b>1 029</b>	<b>1 250</b>	<b>A</b>	Bartın TR813
663	346	1	11	9	2	8	-	2 279	1 029	1 250	B	
92	70	-	-	-	-	-	-	-	-	-	C	
<b>230</b>	<b>146</b>	<b>1</b>	<b>11</b>	<b>9</b>	<b>2</b>	<b>8</b>	-	<b>1 772</b>	<b>869</b>	<b>903</b>	<b>A</b>	General
230	146	1	11	9	2	8	-	1 772	869	903	B	
-	-	-	-	-	-	-	-	-	-	-	C	
<b>525</b>	<b>270</b>	-	-	-	-	-	-	<b>507</b>	<b>160</b>	<b>347</b>	<b>A</b>	Vocational and technical
433	200	-	-	-	-	-	-	507	160	347	B	
92	70	-	-	-	-	-	-	-	-	-	C	
<b>1 421</b>	<b>746</b>	<b>1</b>	<b>46</b>	<b>30</b>	<b>16</b>	<b>11</b>	<b>13</b>	<b>4 921</b>	<b>2 124</b>	<b>2 797</b>	<b>A</b>	Kastamonu TR821
1 385	706	1	46	30	16	11	13	4 921	2 124	2 797	B	
36	40	-	-	-	-	-	-	-	-	-	C	
<b>441</b>	<b>231</b>	-	-	-	-	-	-	<b>4 293</b>	<b>1 938</b>	<b>2 355</b>	<b>A</b>	General
441	231	-	-	-	-	-	-	4 293	1 938	2 355	B	
-	-	-	-	-	-	-	-	-	-	-	C	
<b>980</b>	<b>515</b>	<b>1</b>	<b>46</b>	<b>30</b>	<b>16</b>	<b>11</b>	<b>13</b>	<b>628</b>	<b>186</b>	<b>442</b>	<b>A</b>	Vocational and technical
944	475	1	46	30	16	11	13	628	186	442	B	
36	40	-	-	-	-	-	-	-	-	-	C	
<b>772</b>	<b>433</b>	-	-	-	-	-	-	<b>2 279</b>	<b>1 333</b>	<b>946</b>	<b>A</b>	Çankırı TR822
772	433	-	-	-	-	-	-	2 279	1 333	946	B	
-	-	-	-	-	-	-	-	-	-	-	C	
<b>257</b>	<b>158</b>	-	-	-	-	-	-	<b>1 687</b>	<b>971</b>	<b>716</b>	<b>A</b>	General
257	158	-	-	-	-	-	-	1 687	971	716	B	
-	-	-	-	-	-	-	-	-	-	-	C	
<b>515</b>	<b>275</b>	-	-	-	-	-	-	<b>592</b>	<b>362</b>	<b>230</b>	<b>A</b>	Vocational and technical
515	275	-	-	-	-	-	-	592	362	230	B	
-	-	-	-	-	-	-	-	-	-	-	C	
<b>991</b>	<b>539</b>	-	-	-	-	-	-	<b>3 147</b>	<b>1 501</b>	<b>1 646</b>	<b>A</b>	Sinop TR823
971	525	-	-	-	-	-	-	3 147	1 501	1 646	B	
20	14	-	-	-	-	-	-	-	-	-	C	
<b>347</b>	<b>205</b>	-	-	-	-	-	-	<b>2 724</b>	<b>1 255</b>	<b>1 469</b>	<b>A</b>	General
347	205	-	-	-	-	-	-	2 724	1 255	1 469	B	
-	-	-	-	-	-	-	-	-	-	-	C	
<b>644</b>	<b>334</b>	-	-	-	-	-	-	<b>423</b>	<b>246</b>	<b>177</b>	<b>A</b>	Vocational and technical
624	320	-	-	-	-	-	-	423	246	177	B	
20	14	-	-	-	-	-	-	-	-	-	C	
<b>5 001</b>	<b>2 426</b>	<b>21</b>	<b>2 329</b>	<b>1 187</b>	<b>1 142</b>	<b>426</b>	<b>211</b>	<b>22 389</b>	<b>11 117</b>	<b>11 272</b>	<b>A</b>	Samsun TR831
4 868	2 323	19	1 914	787	1 127	390	188	22 389	11 117	11 272	B	
133	103	2	415	400	15	36	23	-	-	-	C	
<b>2 025</b>	<b>1 083</b>	<b>17</b>	<b>1 957</b>	<b>1 049</b>	<b>908</b>	<b>367</b>	<b>179</b>	<b>17 559</b>	<b>8 786</b>	<b>8 773</b>	<b>A</b>	General
1 966	1 041	15	1 542	649	893	331	156	17 559	8 786	8 773	B	
59	42	2	415	400	15	36	23	-	-	-	C	
<b>2 976</b>	<b>1 343</b>	<b>4</b>	<b>372</b>	<b>138</b>	<b>234</b>	<b>59</b>	<b>32</b>	<b>4 830</b>	<b>2 331</b>	<b>2 499</b>	<b>A</b>	Vocational and technical
2 902	1 282	4	372	138	234	59	32	4 830	2 331	2 499	B	
74	61	-	-	-	-	-	-	-	-	-	C	

(1) Total of teachers includes permanent teaching staff.

## 2.11 İstatistik Bölge Birimleri Sınıflaması 3. düzey, ortaöğretimde resmi ve özel ayrımında yerleşim yeri, okul, öğrenci, öğretmen ve derslik sayısı (devam)

[2013/'14 Öğretim yılı başı]

İBBS 3. Düzey	A. Toplam	B. Şehir	C. Köy	Toplam - Total				Resmi			
				Öğrenci - Students				Öğrenci - Students			
				Okul School	Toplam Total	Erkek Males	Kadın Females	Okul School	Toplam Total	Erkek Males	Kadın Females
						Öğretmen <sup>(1)</sup> Teacher <sup>(1)</sup>	Derslik Classroom				
<b>TR832 Tokat</b>	<b>A</b>	<b>103</b>	<b>42 937</b>	<b>22 246</b>	<b>20 691</b>	<b>2 357</b>	<b>1 291</b>	<b>102</b>	<b>34 041</b>	<b>17 582</b>	<b>16 459</b>
	B	98	42 520	21 969	20 551	2 316	1 263	97	33 624	17 305	16 319
	C	5	417	277	140	41	28	5	417	277	140
Genel	<b>A</b>	<b>31</b>	<b>20 803</b>	<b>10 045</b>	<b>10 758</b>	<b>925</b>	<b>595</b>	<b>31</b>	<b>14 300</b>	<b>6 601</b>	<b>7 699</b>
	B	31	20 736	10 014	10 722	925	595	31	14 233	6 570	7 663
	C	-	67	31	36	-	-	-	67	31	36
Mesleki ve teknik	<b>A</b>	<b>72</b>	<b>22 134</b>	<b>12 201</b>	<b>9 933</b>	<b>1 432</b>	<b>696</b>	<b>71</b>	<b>19 741</b>	<b>10 981</b>	<b>8 760</b>
	B	67	21 784	11 955	9 829	1 391	668	66	19 391	10 735	8 656
	C	5	350	246	104	41	28	5	350	246	104
<b>TR833 Çorum</b>	<b>A</b>	<b>95</b>	<b>37 402</b>	<b>19 341</b>	<b>18 061</b>	<b>2 386</b>	<b>1 156</b>	<b>84</b>	<b>28 349</b>	<b>14 680</b>	<b>13 669</b>
	B	93	37 159	19 180	17 979	2 355	1 137	82	28 106	14 519	13 587
	C	2	243	161	82	31	19	2	243	161	82
Genel	<b>A</b>	<b>33</b>	<b>20 017</b>	<b>9 687</b>	<b>10 330</b>	<b>1 041</b>	<b>540</b>	<b>28</b>	<b>12 924</b>	<b>5 962</b>	<b>6 962</b>
	B	33	19 997	9 682	10 315	1 041	540	28	12 904	5 957	6 947
	C	-	20	5	15	-	-	-	20	5	15
Mesleki ve teknik	<b>A</b>	<b>62</b>	<b>17 385</b>	<b>9 654</b>	<b>7 731</b>	<b>1 345</b>	<b>616</b>	<b>56</b>	<b>15 425</b>	<b>8 718</b>	<b>6 707</b>
	B	60	17 162	9 498	7 664	1 314	597	54	15 202	8 562	6 640
	C	2	223	156	67	31	19	2	223	156	67
<b>TR834 Amasya</b>	<b>A</b>	<b>74</b>	<b>23 655</b>	<b>12 336</b>	<b>11 319</b>	<b>1 528</b>	<b>820</b>	<b>72</b>	<b>19 325</b>	<b>10 128</b>	<b>9 197</b>
	B	71	23 121	11 926	11 195	1 489	796	69	18 791	9 718	9 073
	C	3	534	410	124	39	24	3	534	410	124
Genel	<b>A</b>	<b>20</b>	<b>11 382</b>	<b>5 476</b>	<b>5 906</b>	<b>560</b>	<b>341</b>	<b>18</b>	<b>8 182</b>	<b>3 756</b>	<b>4 426</b>
	B	20	11 298	5 437	5 861	560	341	18	8 098	3 717	4 381
	C	-	84	39	45	-	-	-	84	39	45
Mesleki ve teknik	<b>A</b>	<b>54</b>	<b>12 273</b>	<b>6 860</b>	<b>5 413</b>	<b>968</b>	<b>479</b>	<b>54</b>	<b>11 143</b>	<b>6 372</b>	<b>4 771</b>
	B	51	11 823	6 489	5 334	929	455	51	10 693	6 001	4 692
	C	3	450	371	79	39	24	3	450	371	79
<b>TR901 Trabzon</b>	<b>A</b>	<b>143</b>	<b>57 731</b>	<b>29 445</b>	<b>28 286</b>	<b>3 677</b>	<b>1 897</b>	<b>131</b>	<b>44 238</b>	<b>22 799</b>	<b>21 439</b>
	B	123	53 993	27 531	26 462	3 267	1 706	117	41 069	21 169	19 900
	C	20	3 738	1 914	1 824	410	191	14	3 169	1 630	1 539
Genel	<b>A</b>	<b>49</b>	<b>28 397</b>	<b>13 810</b>	<b>14 587</b>	<b>1 569</b>	<b>787</b>	<b>40</b>	<b>20 412</b>	<b>9 567</b>	<b>10 845</b>
	B	39	26 289	12 807	13 482	1 350	706	35	18 858	8 848	10 010
	C	10	2 108	1 003	1 105	219	81	5	1 554	719	835
Mesleki ve teknik	<b>A</b>	<b>94</b>	<b>29 334</b>	<b>15 635</b>	<b>13 699</b>	<b>2 108</b>	<b>1 110</b>	<b>91</b>	<b>23 826</b>	<b>13 232</b>	<b>10 594</b>
	B	84	27 704	14 724	12 980	1 917	1 000	82	22 211	12 321	9 890
	C	10	1 630	911	719	191	110	9	1 615	911	704
<b>TR902 Ordu</b>	<b>A</b>	<b>122</b>	<b>47 883</b>	<b>24 102</b>	<b>23 781</b>	<b>3 099</b>	<b>1 574</b>	<b>110</b>	<b>39 012</b>	<b>19 891</b>	<b>19 121</b>
	B	102	43 924	22 293	21 631	2 794	1 348	91	35 068	18 090	16 978
	C	20	3 959	1 809	2 150	305	226	19	3 944	1 801	2 143
Genel	<b>A</b>	<b>39</b>	<b>21 070</b>	<b>9 418</b>	<b>11 652</b>	<b>1 155</b>	<b>656</b>	<b>31</b>	<b>15 374</b>	<b>6 661</b>	<b>8 713</b>
	B	34	18 795	8 547	10 248	991	567	27	13 114	5 798	7 316
	C	5	2 275	871	1 404	164	89	4	2 260	863	1 397
Mesleki ve teknik	<b>A</b>	<b>83</b>	<b>26 813</b>	<b>14 684</b>	<b>12 129</b>	<b>1 944</b>	<b>918</b>	<b>79</b>	<b>23 638</b>	<b>13 230</b>	<b>10 408</b>
	B	68	25 129	13 746	11 383	1 803	781	64	21 954	12 292	9 662
	C	15	1 684	938	746	141	137	15	1 684	938	746
<b>TR903 Giresun</b>	<b>A</b>	<b>108</b>	<b>31 020</b>	<b>16 154</b>	<b>14 866</b>	<b>2 229</b>	<b>1 285</b>	<b>105</b>	<b>25 250</b>	<b>13 364</b>	<b>11 886</b>
	B	105	30 730	16 013	14 717	2 183	1 269	104	25 032	13 261	11 771
	C	3	290	141	149	46	16	1	218	103	115
Genel	<b>A</b>	<b>31</b>	<b>14 875</b>	<b>7 040</b>	<b>7 835</b>	<b>794</b>	<b>473</b>	<b>28</b>	<b>10 553</b>	<b>4 828</b>	<b>5 725</b>
	B	29	14 699	6 969	7 730	767	457	28	10 449	4 795	5 654
	C	2	176	71	105	27	16	-	104	33	71
Mesleki ve teknik	<b>A</b>	<b>77</b>	<b>16 145</b>	<b>9 114</b>	<b>7 031</b>	<b>1 435</b>	<b>812</b>	<b>77</b>	<b>14 697</b>	<b>8 536</b>	<b>6 161</b>
	B	76	16 031	9 044	6 987	1 416	812	76	14 583	8 466	6 117
	C	1	114	70	44	19	19	1	114	70	44
<b>TR904 Rize</b>	<b>A</b>	<b>79</b>	<b>28 998</b>	<b>15 143</b>	<b>13 855</b>	<b>1 689</b>	<b>1 027</b>	<b>75</b>	<b>20 641</b>	<b>10 823</b>	<b>9 818</b>
	B	75	28 236	14 734	13 502	1 631	984	71	19 879	10 414	9 465
	C	4	762	409	353	58	43	4	762	409	353
Genel	<b>A</b>	<b>27</b>	<b>13 827</b>	<b>6 463</b>	<b>7 364</b>	<b>683</b>	<b>432</b>	<b>24</b>	<b>9 142</b>	<b>4 242</b>	<b>4 900</b>
	B	25	13 241	6 211	7 030	644	400	22	8 556	3 990	4 566
	C	2	586	252	334	39	32	2	586	252	334
Mesleki ve teknik	<b>A</b>	<b>52</b>	<b>15 171</b>	<b>8 680</b>	<b>6 491</b>	<b>1 006</b>	<b>595</b>	<b>51</b>	<b>11 499</b>	<b>6 581</b>	<b>4 918</b>
	B	50	14 995	8 523	6 472	987	584	49	11 323	6 424	4 899
	C	2	176	157	19	19	11	2	176	157	19

(1) Toplam öğretmen, kadrolu öğretmenleri kapsar.

2.11. Number of schools, students, teachers and classrooms in public and private secondary education institutions by settlement place according to Statistical Regions Level 3 (continued)

[Beginning of the educational year 2013/14]

A. Total

B. City

C. Village

Public		Özel - Private				Açıköğretim lisesi Open secondary education					SR Level 3	
Öğretmen <sup>(1)</sup> Teacher <sup>(1)</sup>	Derslik Classroom	Okul School	Öğrenci - Students			Öğretmen <sup>(1)</sup> Teacher <sup>(1)</sup>	Derslik Classroom	Öğrenci - Students				
			Toplam Total	Erkek Males	Kadın Females			Toplam Total	Erkek Males	Kadın Females		
<b>2 343</b>	<b>1 291</b>	<b>1</b>	<b>199</b>	<b>108</b>	<b>91</b>	<b>14</b>	-	<b>8 697</b>	<b>4 556</b>	<b>4 141</b>	<b>A</b>	Tokat TR832
2 302	1 263	1	199	108	91	14	-	8 697	4 556	4 141	B	
41	28	-	-	-	-	-	-	-	-	-	C	
<b>925</b>	<b>595</b>	-	-	-	-	-	-	<b>6 503</b>	<b>3 444</b>	<b>3 059</b>	<b>A</b>	General
925	595	-	-	-	-	-	-	6 503	3 444	3 059	B	
-	-	-	-	-	-	-	-	-	-	-	C	
<b>1 418</b>	<b>696</b>	<b>1</b>	<b>199</b>	<b>108</b>	<b>91</b>	<b>14</b>	-	<b>2 194</b>	<b>1 112</b>	<b>1 082</b>	<b>A</b>	Vocational and technical
1 377	668	1	199	108	91	14	-	2 194	1 112	1 082	B	
41	28	-	-	-	-	-	-	-	-	-	C	
<b>2 231</b>	<b>1 134</b>	<b>11</b>	<b>922</b>	<b>511</b>	<b>411</b>	<b>155</b>	<b>22</b>	<b>8 131</b>	<b>4 150</b>	<b>3 981</b>	<b>A</b>	Çorum TR833
2 200	1 115	11	922	511	411	155	22	8 131	4 150	3 981	B	
31	19	-	-	-	-	-	-	-	-	-	C	
<b>954</b>	<b>528</b>	<b>5</b>	<b>553</b>	<b>319</b>	<b>234</b>	<b>87</b>	<b>12</b>	<b>6 540</b>	<b>3 406</b>	<b>3 134</b>	<b>A</b>	General
954	528	5	553	319	234	87	12	6 540	3 406	3 134	B	
-	-	-	-	-	-	-	-	-	-	-	C	
<b>1 277</b>	<b>606</b>	<b>6</b>	<b>369</b>	<b>192</b>	<b>177</b>	<b>68</b>	<b>10</b>	<b>1 591</b>	<b>744</b>	<b>847</b>	<b>A</b>	Vocational and technical
1 246	587	6	369	192	177	68	10	1 591	744	847	B	
31	19	-	-	-	-	-	-	-	-	-	C	
<b>1 489</b>	<b>784</b>	<b>2</b>	<b>98</b>	<b>49</b>	<b>49</b>	<b>39</b>	<b>36</b>	<b>4 232</b>	<b>2 159</b>	<b>2 073</b>	<b>A</b>	Amasya TR834
1 450	760	2	98	49	49	39	36	4 232	2 159	2 073	B	
39	24	-	-	-	-	-	-	-	-	-	C	
<b>521</b>	<b>305</b>	<b>2</b>	<b>98</b>	<b>49</b>	<b>49</b>	<b>39</b>	<b>36</b>	<b>3 102</b>	<b>1 671</b>	<b>1 431</b>	<b>A</b>	General
521	305	2	98	49	49	39	36	3 102	1 671	1 431	B	
-	-	-	-	-	-	-	-	-	-	-	C	
<b>968</b>	<b>479</b>	-	-	-	-	-	-	<b>1 130</b>	<b>488</b>	<b>642</b>	<b>A</b>	Vocational and technical
929	455	-	-	-	-	-	-	1 130	488	642	B	
39	24	-	-	-	-	-	-	-	-	-	C	
<b>3 432</b>	<b>1 826</b>	<b>12</b>	<b>841</b>	<b>435</b>	<b>406</b>	<b>245</b>	<b>71</b>	<b>12 652</b>	<b>6 211</b>	<b>6 441</b>	<b>A</b>	Trabzon TR901
3 162	1 649	6	272	151	121	105	57	12 652	6 211	6 441	B	
270	177	6	569	284	285	140	14	-	-	-	C	
<b>1 372</b>	<b>730</b>	<b>9</b>	<b>729</b>	<b>390</b>	<b>339</b>	<b>197</b>	<b>57</b>	<b>7 256</b>	<b>3 853</b>	<b>3 403</b>	<b>A</b>	General
1 280	663	4	175	106	69	70	43	7 256	3 853	3 403	B	
92	67	5	554	284	270	127	14	-	-	-	C	
<b>2 060</b>	<b>1 096</b>	<b>3</b>	<b>112</b>	<b>45</b>	<b>67</b>	<b>48</b>	<b>14</b>	<b>5 396</b>	<b>2 358</b>	<b>3 038</b>	<b>A</b>	Vocational and technical
1 882	986	2	97	45	52	35	14	5 396	2 358	3 038	B	
178	110	1	15	-	15	13	-	-	-	-	C	
<b>2 891</b>	<b>1 400</b>	<b>12</b>	<b>880</b>	<b>429</b>	<b>451</b>	<b>208</b>	<b>174</b>	<b>7 991</b>	<b>3 782</b>	<b>4 209</b>	<b>A</b>	Ordu TR902
2 601	1 177	11	865	421	444	193	171	7 991	3 782	4 209	B	
290	223	1	15	8	7	15	3	-	-	-	C	
<b>1 017</b>	<b>531</b>	<b>8</b>	<b>425</b>	<b>224</b>	<b>201</b>	<b>138</b>	<b>125</b>	<b>5 271</b>	<b>2 533</b>	<b>2 738</b>	<b>A</b>	General
868	445	7	410	216	194	123	122	5 271	2 533	2 738	B	
149	86	1	15	8	7	15	3	-	-	-	C	
<b>1 874</b>	<b>869</b>	<b>4</b>	<b>455</b>	<b>205</b>	<b>250</b>	<b>70</b>	<b>49</b>	<b>2 720</b>	<b>1 249</b>	<b>1 471</b>	<b>A</b>	Vocational and technical
1 733	732	4	455	205	250	70	49	2 720	1 249	1 471	B	
141	137	-	-	-	-	-	-	-	-	-	C	
<b>2 182</b>	<b>1 265</b>	<b>3</b>	<b>112</b>	<b>54</b>	<b>58</b>	<b>47</b>	<b>20</b>	<b>5 658</b>	<b>2 736</b>	<b>2 922</b>	<b>A</b>	Giresun TR903
2 163	1 265	1	40	16	24	20	4	5 658	2 736	2 922	B	
19	-	2	72	38	34	27	16	-	-	-	C	
<b>747</b>	<b>453</b>	<b>3</b>	<b>112</b>	<b>54</b>	<b>58</b>	<b>47</b>	<b>20</b>	<b>4 210</b>	<b>2 158</b>	<b>2 052</b>	<b>A</b>	General
747	453	1	40	16	24	20	4	4 210	2 158	2 052	B	
-	-	2	72	38	34	27	16	-	-	-	C	
<b>1 435</b>	<b>812</b>	-	-	-	-	-	-	<b>1 448</b>	<b>578</b>	<b>870</b>	<b>A</b>	Vocational and technical
1 416	812	-	-	-	-	-	-	1 448	578	870	B	
19	-	-	-	-	-	-	-	-	-	-	C	
<b>1 595</b>	<b>995</b>	<b>4</b>	<b>464</b>	<b>261</b>	<b>203</b>	<b>94</b>	<b>32</b>	<b>7 893</b>	<b>4 059</b>	<b>3 834</b>	<b>A</b>	Rize TR904
1 537	952	4	464	261	203	94	32	7 893	4 059	3 834	B	
58	43	-	-	-	-	-	-	-	-	-	C	
<b>611</b>	<b>404</b>	<b>3</b>	<b>297</b>	<b>182</b>	<b>115</b>	<b>72</b>	<b>28</b>	<b>4 388</b>	<b>2 039</b>	<b>2 349</b>	<b>A</b>	General
572	372	3	297	182	115	72	28	4 388	2 039	2 349	B	
39	32	-	-	-	-	-	-	-	-	-	C	
<b>984</b>	<b>591</b>	<b>1</b>	<b>167</b>	<b>79</b>	<b>88</b>	<b>22</b>	<b>4</b>	<b>3 505</b>	<b>2 020</b>	<b>1 485</b>	<b>A</b>	Vocational and technical
965	580	1	167	79	88	22	4	3 505	2 020	1 485	B	
19	11	-	-	-	-	-	-	-	-	-	C	

(1) Total of teachers includes permanent teaching staff.

## 2.11 İstatistik Bölge Birimleri Sınıflaması 3. düzey, ortaöğretimde resmi ve özel ayrımında yerleşim yeri, okul, öğrenci, öğretmen ve derslik sayısı (devam)

[2013/'14 Öğretim yılı başı]

İBBS 3. Düzey	A. Toplam	B. Şehir	C. Köy	Toplam - Total				Resmi			
				Öğrenci - Students			Öğretmen <sup>(1)</sup> Teacher <sup>(1)</sup>	Derslik Classroom	Öğrenci - Students		
				Okul School	Toplam Total	Erkek Males			Kadın Females	Okul School	Toplam Total
<b>TR905 Artvin</b>	<b>A</b>	<b>51</b>	<b>12 043</b>	<b>6 138</b>	<b>5 905</b>	<b>836</b>	<b>540</b>	<b>51</b>	<b>9 645</b>	<b>5 019</b>	<b>4 626</b>
	B	45	11 096	5 520	5 576	756	490	45	8 698	4 401	4 297
	C	6	947	618	329	80	50	6	947	618	329
Genel	<b>A</b>	<b>14</b>	<b>6 787</b>	<b>3 156</b>	<b>3 631</b>	<b>303</b>	<b>211</b>	<b>14</b>	<b>4 767</b>	<b>2 268</b>	<b>2 499</b>
	B	13	6 304	2 905	3 399	290	195	13	4 284	2 017	2 267
	C	1	483	251	232	13	16	1	483	251	232
Mesleki ve teknik	<b>A</b>	<b>37</b>	<b>5 256</b>	<b>2 982</b>	<b>2 274</b>	<b>533</b>	<b>329</b>	<b>37</b>	<b>4 878</b>	<b>2 751</b>	<b>2 127</b>
	B	32	4 792	2 615	2 177	466	295	32	4 414	2 384	2 030
	C	5	464	367	97	67	34	5	464	367	97
<b>TR906 Gümüşhane</b>	<b>A</b>	<b>33</b>	<b>9 335</b>	<b>4 666</b>	<b>4 669</b>	<b>583</b>	<b>376</b>	<b>33</b>	<b>7 092</b>	<b>3 561</b>	<b>3 531</b>
	B	32	9 214	4 600	4 614	564	366	32	6 971	3 495	3 476
	C	1	121	66	55	19	10	1	121	66	55
Genel	<b>A</b>	<b>10</b>	<b>4 768</b>	<b>2 466</b>	<b>2 302</b>	<b>206</b>	<b>139</b>	<b>10</b>	<b>3 005</b>	<b>1 477</b>	<b>1 528</b>
	B	9	4 647	2 400	2 247	187	129	9	2 884	1 411	1 473
	C	1	121	66	55	19	10	1	121	66	55
Mesleki ve teknik	<b>A</b>	<b>23</b>	<b>4 567</b>	<b>2 200</b>	<b>2 367</b>	<b>377</b>	<b>237</b>	<b>23</b>	<b>4 087</b>	<b>2 084</b>	<b>2 003</b>
	B	23	4 567	2 200	2 367	377	237	23	4 087	2 084	2 003
	C	-	-	-	-	-	-	-	-	-	-
<b>TRA11 Erzurum</b>	<b>A</b>	<b>126</b>	<b>56 814</b>	<b>30 745</b>	<b>26 069</b>	<b>3 015</b>	<b>1 616</b>	<b>119</b>	<b>38 880</b>	<b>21 291</b>	<b>17 589</b>
	B	120	55 980	30 214	25 766	2 932	1 548	113	38 046	20 760	17 286
	C	6	834	531	303	83	68	6	834	531	303
Genel	<b>A</b>	<b>42</b>	<b>32 904</b>	<b>17 850</b>	<b>15 054</b>	<b>1 334</b>	<b>756</b>	<b>37</b>	<b>19 692</b>	<b>10 457</b>	<b>9 235</b>
	B	42	32 399	17 540	14 859	1 334	756	37	19 187	10 147	9 040
	C	-	505	310	195	-	-	-	505	310	195
Mesleki ve teknik	<b>A</b>	<b>84</b>	<b>23 910</b>	<b>12 895</b>	<b>11 015</b>	<b>1 681</b>	<b>860</b>	<b>82</b>	<b>19 188</b>	<b>10 834</b>	<b>8 354</b>
	B	78	23 581	12 674	10 907	1 598	792	76	18 859	10 613	8 246
	C	6	329	221	108	83	68	6	329	221	108
<b>TRA12 Erzincan</b>	<b>A</b>	<b>57</b>	<b>16 420</b>	<b>8 731</b>	<b>7 689</b>	<b>1 031</b>	<b>563</b>	<b>55</b>	<b>12 569</b>	<b>6 660</b>	<b>5 909</b>
	B	52	15 911	8 419	7 492	978	522	50	12 060	6 348	5 712
	C	5	509	312	197	53	41	5	509	312	197
Genel	<b>A</b>	<b>18</b>	<b>8 878</b>	<b>4 564</b>	<b>4 314</b>	<b>441</b>	<b>262</b>	<b>16</b>	<b>5 947</b>	<b>2 911</b>	<b>3 036</b>
	B	17	8 455	4 308	4 147	427	249	15	5 524	2 655	2 869
	C	1	423	256	167	14	13	1	423	256	167
Mesleki ve teknik	<b>A</b>	<b>39</b>	<b>7 542</b>	<b>4 167</b>	<b>3 375</b>	<b>590</b>	<b>301</b>	<b>39</b>	<b>6 622</b>	<b>3 749</b>	<b>2 873</b>
	B	35	7 456	4 111	3 345	551	273	35	6 536	3 693	2 843
	C	4	86	56	30	39	28	4	86	56	30
<b>TRA13 Bayburt</b>	<b>A</b>	<b>18</b>	<b>6 330</b>	<b>3 374</b>	<b>2 956</b>	<b>332</b>	<b>223</b>	<b>18</b>	<b>4 761</b>	<b>2 638</b>	<b>2 123</b>
	B	17	6 224	3 311	2 913	322	215	17	4 655	2 575	2 080
	C	1	106	63	43	10	8	1	106	63	43
Genel	<b>A</b>	<b>5</b>	<b>3 466</b>	<b>1 827</b>	<b>1 639</b>	<b>131</b>	<b>98</b>	<b>5</b>	<b>2 342</b>	<b>1 278</b>	<b>1 064</b>
	B	5	3 389	1 781	1 608	131	98	5	2 265	1 232	1 033
	C	-	77	46	31	-	-	-	77	46	31
Mesleki ve teknik	<b>A</b>	<b>13</b>	<b>2 864</b>	<b>1 547</b>	<b>1 317</b>	<b>201</b>	<b>125</b>	<b>13</b>	<b>2 419</b>	<b>1 360</b>	<b>1 059</b>
	B	12	2 835	1 530	1 305	191	117	12	2 390	1 343	1 047
	C	1	29	17	12	10	8	1	29	17	12
<b>TRA21 Ağrı</b>	<b>A</b>	<b>57</b>	<b>32 975</b>	<b>18 890</b>	<b>14 085</b>	<b>1 143</b>	<b>691</b>	<b>57</b>	<b>25 986</b>	<b>14 848</b>	<b>11 138</b>
	B	56	32 975	18 890	14 085	1 143	691	56	25 986	14 848	11 138
	C	1	-	-	-	-	-	1	-	-	-
Genel	<b>A</b>	<b>23</b>	<b>18 235</b>	<b>10 636</b>	<b>7 599</b>	<b>565</b>	<b>441</b>	<b>23</b>	<b>12 716</b>	<b>7 251</b>	<b>5 465</b>
	B	23	18 235	10 636	7 599	565	441	23	12 716	7 251	5 465
	C	-	-	-	-	-	-	-	-	-	-
Mesleki ve teknik	<b>A</b>	<b>34</b>	<b>14 740</b>	<b>8 254</b>	<b>6 486</b>	<b>578</b>	<b>250</b>	<b>34</b>	<b>13 270</b>	<b>7 597</b>	<b>5 673</b>
	B	33	14 740	8 254	6 486	578	250	33	13 270	7 597	5 673
	C	1	-	-	-	-	-	1	-	-	-
<b>TRA22 Kars</b>	<b>A</b>	<b>48</b>	<b>19 052</b>	<b>10 249</b>	<b>8 803</b>	<b>912</b>	<b>541</b>	<b>46</b>	<b>15 187</b>	<b>7 848</b>	<b>7 339</b>
	B	46	18 848	10 112	8 736	889	519	45	15 057	7 758	7 299
	C	2	204	137	67	23	22	1	130	90	40
Genel	<b>A</b>	<b>20</b>	<b>11 318</b>	<b>5 785</b>	<b>5 533</b>	<b>448</b>	<b>289</b>	<b>18</b>	<b>7 987</b>	<b>3 723</b>	<b>4 264</b>
	B	19	11 161	5 677	5 484	434	277	18	7 904	3 662	4 242
	C	1	157	108	49	14	12	-	83	61	22
Mesleki ve teknik	<b>A</b>	<b>28</b>	<b>7 734</b>	<b>4 464</b>	<b>3 270</b>	<b>464</b>	<b>252</b>	<b>28</b>	<b>7 200</b>	<b>4 125</b>	<b>3 075</b>
	B	27	7 687	4 435	3 252	455	242	27	7 153	4 096	3 057
	C	1	47	29	18	9	10	1	47	29	18

(1) Toplam öğretmen, kadrolu öğretmenleri kapsar.

2.11. Number of schools, students, teachers and classrooms in public and private secondary education institutions by settlement place according to Statistical Regions Level 3 (continued)

[Beginning of the educational year 2013/'14]

A. Total B. City C. Village

Public		Özel - Private				Private		Açıköğretim İlisesi Open secondary education					SR Level 3
Öğret- men <sup>(1)</sup> Teacher <sup>(1)</sup>	Derslik Classroom	Okul School	Öğrenci - Students			Öğret- men <sup>(1)</sup> Teacher <sup>(1)</sup>	Derslik Classroom	Öğrenci - Students					
			Toplam Total	Erkek Males	Kadın Females			Toplam Total	Erkek Males	Kadın Females			
836	540	-	-	-	-	-	-	2 398	1 119	1 279	A	Artvin TR905	
756	490	-	-	-	-	-	-	2 398	1 119	1 279	B		
80	50	-	-	-	-	-	-	-	-	-	C		
303	211	-	-	-	-	-	-	2 020	888	1 132	A	General	
290	195	-	-	-	-	-	-	2 020	888	1 132	B		
13	16	-	-	-	-	-	-	-	-	-	C		
533	329	-	-	-	-	-	-	378	231	147	A	Vocational and technical	
466	295	-	-	-	-	-	-	378	231	147	B		
67	34	-	-	-	-	-	-	-	-	-	C		
583	376	-	-	-	-	-	-	2 243	1 105	1 138	A	Gümüşhane TR906	
564	366	-	-	-	-	-	-	2 243	1 105	1 138	B		
19	10	-	-	-	-	-	-	-	-	-	C		
206	139	-	-	-	-	-	-	1 763	989	774	A	General	
187	129	-	-	-	-	-	-	1 763	989	774	B		
19	10	-	-	-	-	-	-	-	-	-	C		
377	237	-	-	-	-	-	-	480	116	364	A	Vocational and technical	
377	237	-	-	-	-	-	-	480	116	364	B		
-	-	-	-	-	-	-	-	-	-	-	C		
2 809	1 529	7	1 119	592	527	206	87	16 815	8 862	7 953	A	Erzurum TRA11	
2 726	1 461	7	1 119	592	527	206	87	16 815	8 862	7 953	B		
83	68	-	-	-	-	-	-	-	-	-	C		
1 146	681	5	1 051	561	490	188	75	12 161	6 832	5 329	A	General	
1 146	681	5	1 051	561	490	188	75	12 161	6 832	5 329	B		
-	-	-	-	-	-	-	-	-	-	-	C		
1 663	848	2	68	31	37	18	12	4 654	2 030	2 624	A	Vocational and technical	
1 580	780	2	68	31	37	18	12	4 654	2 030	2 624	B		
83	68	-	-	-	-	-	-	-	-	-	C		
985	541	2	207	121	86	46	22	3 644	1 950	1 694	A	Erzincan TRA12	
932	500	2	207	121	86	46	22	3 644	1 950	1 694	B		
53	41	-	-	-	-	-	-	-	-	-	C		
395	240	2	207	121	86	46	22	2 724	1 532	1 192	A	General	
381	227	2	207	121	86	46	22	2 724	1 532	1 192	B		
14	13	-	-	-	-	-	-	-	-	-	C		
590	301	-	-	-	-	-	-	920	418	502	A	Vocational and technical	
551	273	-	-	-	-	-	-	920	418	502	B		
39	28	-	-	-	-	-	-	-	-	-	C		
332	223	-	-	-	-	-	-	1 569	736	833	A	Bayburt TRA13	
322	215	-	-	-	-	-	-	1 569	736	833	B		
10	8	-	-	-	-	-	-	-	-	-	C		
131	98	-	-	-	-	-	-	1 124	549	575	A	General	
131	98	-	-	-	-	-	-	1 124	549	575	B		
-	-	-	-	-	-	-	-	-	-	-	C		
201	125	-	-	-	-	-	-	445	187	258	A	Vocational and technical	
191	117	-	-	-	-	-	-	445	187	258	B		
10	8	-	-	-	-	-	-	-	-	-	C		
1 143	691	-	-	-	-	-	-	6 989	4 042	2 947	A	Ağrı TRA21	
1 143	691	-	-	-	-	-	-	6 989	4 042	2 947	B		
-	-	-	-	-	-	-	-	-	-	-	C		
565	441	-	-	-	-	-	-	5 519	3 385	2 134	A	General	
565	441	-	-	-	-	-	-	5 519	3 385	2 134	B		
-	-	-	-	-	-	-	-	-	-	-	C		
578	250	-	-	-	-	-	-	1 470	657	813	A	Vocational and technical	
578	250	-	-	-	-	-	-	1 470	657	813	B		
-	-	-	-	-	-	-	-	-	-	-	C		
883	525	2	76	49	27	29	16	3 789	2 352	1 437	A	Kars TRA22	
874	515	1	2	2	2	15	4	3 789	2 352	1 437	B		
9	10	1	74	47	27	14	12	-	-	-	C		
419	273	2	76	49	27	29	16	3 255	2 013	1 242	A	General	
419	273	1	2	2	2	15	4	3 255	2 013	1 242	B		
-	-	1	74	47	27	14	12	-	-	-	C		
464	252	-	-	-	-	-	-	534	339	195	A	Vocational and technical	
455	242	-	-	-	-	-	-	534	339	195	B		
9	10	-	-	-	-	-	-	-	-	-	C		

(1) Total of teachers includes permanent teaching staff.

## 2.11 İstatistik Bölge Birimleri Sınıflaması 3. düzey, ortaöğretimde resmi ve özel ayrımında yerleşim yeri, okul, öğrenci, öğretmen ve derslik sayısı (devam)

[2013/'14 Öğretim yılı başı]

İBBS 3. Düzey	A. Toplam	B. Şehir	C. Köy	Toplam - Total				Resmi			
				Öğrenci - Students			Öğretmen <sup>(1)</sup> Teacher <sup>(1)</sup>	Derslik Classroom	Öğrenci - Students		
				Okul School	Toplam Total	Erkek Males			Kadın Females	Okul School	Toplam Total
<b>TRA23 Iğdır</b>	<b>A</b>	<b>31</b>	<b>14 588</b>	<b>7 207</b>	<b>7 381</b>	<b>688</b>	<b>381</b>	<b>30</b>	<b>12 139</b>	<b>5 825</b>	<b>6 314</b>
	B	30	14 465	7 134	7 331	669	372	29	12 016	5 752	6 264
	C	1	123	73	50	19	9	1	123	73	50
Genel	<b>A</b>	<b>14</b>	<b>8 729</b>	<b>4 221</b>	<b>4 508</b>	<b>387</b>	<b>235</b>	<b>13</b>	<b>6 723</b>	<b>3 001</b>	<b>3 722</b>
	B	14	8 697	4 203	4 494	387	235	13	6 691	2 983	3 708
	C	-	32	18	14	-	-	-	32	18	14
Mesleki ve teknik	<b>A</b>	<b>17</b>	<b>5 859</b>	<b>2 986</b>	<b>2 873</b>	<b>301</b>	<b>146</b>	<b>17</b>	<b>5 416</b>	<b>2 824</b>	<b>2 592</b>
	B	16	5 768	2 931	2 837	282	137	16	5 325	2 769	2 556
	C	1	91	55	36	19	9	1	91	55	36
<b>TRA23 Ardahan</b>	<b>A</b>	<b>28</b>	<b>7 585</b>	<b>3 991</b>	<b>3 594</b>	<b>452</b>	<b>302</b>	<b>28</b>	<b>6 478</b>	<b>3 324</b>	<b>3 154</b>
	B	27	7 448	3 918	3 530	436	302	27	6 341	3 251	3 090
	C	1	137	73	64	16	-	1	137	73	64
Genel	<b>A</b>	<b>7</b>	<b>3 555</b>	<b>1 765</b>	<b>1 790</b>	<b>133</b>	<b>116</b>	<b>7</b>	<b>2 598</b>	<b>1 196</b>	<b>1 402</b>
	B	7	3 489	1 728	1 761	129	116	7	2 532	1 159	1 373
	C	-	66	37	29	4	-	-	66	37	29
Mesleki ve teknik	<b>A</b>	<b>21</b>	<b>4 030</b>	<b>2 226</b>	<b>1 804</b>	<b>319</b>	<b>186</b>	<b>21</b>	<b>3 880</b>	<b>2 128</b>	<b>1 752</b>
	B	20	3 959	2 190	1 769	307	186	20	3 809	2 092	1 717
	C	1	71	36	35	12	-	1	71	36	35
<b>TRB11 Malatya</b>	<b>A</b>	<b>134</b>	<b>65 370</b>	<b>34 700</b>	<b>30 670</b>	<b>3 595</b>	<b>1 754</b>	<b>119</b>	<b>47 731</b>	<b>24 631</b>	<b>23 100</b>
	B	113	61 372	32 502	28 870	3 227	1 452	102	44 235	22 845	21 390
	C	21	3 998	2 198	1 800	368	302	17	3 496	1 786	1 710
Genel	<b>A</b>	<b>49</b>	<b>38 970</b>	<b>20 166</b>	<b>18 804</b>	<b>1 561</b>	<b>782</b>	<b>40</b>	<b>26 478</b>	<b>12 663</b>	<b>13 815</b>
	B	38	35 520	18 281	17 239	1 303	627	32	23 471	11 158	12 313
	C	11	3 450	1 885	1 565	258	155	8	3 007	1 505	1 502
Mesleki ve teknik	<b>A</b>	<b>85</b>	<b>26 400</b>	<b>14 534</b>	<b>11 866</b>	<b>2 034</b>	<b>972</b>	<b>79</b>	<b>21 253</b>	<b>11 968</b>	<b>9 285</b>
	B	75	25 852	14 221	11 631	1 924	825	70	20 764	11 687	9 077
	C	10	548	313	235	110	147	9	489	281	208
<b>TRB12 Elazığ</b>	<b>A</b>	<b>92</b>	<b>46 990</b>	<b>24 663</b>	<b>22 327</b>	<b>2 574</b>	<b>1 201</b>	<b>84</b>	<b>34 585</b>	<b>18 263</b>	<b>16 322</b>
	B	89	45 893	24 045	21 848	2 490	1 164	81	33 488	17 645	15 843
	C	3	1 097	618	479	84	37	3	1 097	618	479
Genel	<b>A</b>	<b>35</b>	<b>28 262</b>	<b>14 568</b>	<b>13 694</b>	<b>1 183</b>	<b>590</b>	<b>29</b>	<b>18 646</b>	<b>9 448</b>	<b>9 198</b>
	B	34	27 491	14 168	13 323	1 164	577	28	17 875	9 048	8 827
	C	1	771	400	371	19	13	1	771	400	371
Mesleki ve teknik	<b>A</b>	<b>57</b>	<b>18 728</b>	<b>10 095</b>	<b>8 633</b>	<b>1 391</b>	<b>611</b>	<b>55</b>	<b>15 939</b>	<b>8 815</b>	<b>7 124</b>
	B	55	18 402	9 877	8 525	1 326	587	53	15 613	8 597	7 016
	C	2	326	218	108	65	24	2	326	218	108
<b>TRB13 Bingöl</b>	<b>A</b>	<b>38</b>	<b>22 083</b>	<b>12 060</b>	<b>10 023</b>	<b>889</b>	<b>498</b>	<b>38</b>	<b>14 394</b>	<b>7 818</b>	<b>6 576</b>
	B	38	22 083	12 060	10 023	889	498	38	14 394	7 818	6 576
	C	-	-	-	-	-	-	-	-	-	-
Genel	<b>A</b>	<b>13</b>	<b>12 433</b>	<b>7 049</b>	<b>5 384</b>	<b>361</b>	<b>233</b>	<b>13</b>	<b>6 479</b>	<b>3 626</b>	<b>2 853</b>
	B	13	12 433	7 049	5 384	361	233	13	6 479	3 626	2 853
	C	-	-	-	-	-	-	-	-	-	-
Mesleki ve teknik	<b>A</b>	<b>25</b>	<b>9 650</b>	<b>5 011</b>	<b>4 639</b>	<b>528</b>	<b>265</b>	<b>25</b>	<b>7 915</b>	<b>4 192</b>	<b>3 723</b>
	B	25	9 650	5 011	4 639	528	265	25	7 915	4 192	3 723
	C	-	-	-	-	-	-	-	-	-	-
<b>TRB14 Tunceli</b>	<b>A</b>	<b>28</b>	<b>4 539</b>	<b>2 459</b>	<b>2 080</b>	<b>393</b>	<b>238</b>	<b>26</b>	<b>3 149</b>	<b>1 600</b>	<b>1 549</b>
	B	27	4 314	2 330	1 984	373	226	25	2 924	1 471	1 453
	C	1	225	129	96	20	12	1	225	129	96
Genel	<b>A</b>	<b>9</b>	<b>3 299</b>	<b>1 731</b>	<b>1 568</b>	<b>171</b>	<b>125</b>	<b>7</b>	<b>2 245</b>	<b>1 084</b>	<b>1 161</b>
	B	8	3 074	1 602	1 472	151	113	6	2 020	955	1 065
	C	1	225	129	96	20	12	1	225	129	96
Mesleki ve teknik	<b>A</b>	<b>19</b>	<b>1 240</b>	<b>728</b>	<b>512</b>	<b>222</b>	<b>113</b>	<b>19</b>	<b>904</b>	<b>516</b>	<b>388</b>
	B	19	1 240	728	512	222	113	19	904	516	388
	C	-	-	-	-	-	-	-	-	-	-
<b>TRB21 Van</b>	<b>A</b>	<b>130</b>	<b>73 779</b>	<b>41 782</b>	<b>31 997</b>	<b>2 799</b>	<b>1 958</b>	<b>121</b>	<b>54 617</b>	<b>29 912</b>	<b>24 705</b>
	B	113	68 837	38 336	30 501	2 546	1 786	104	49 675	26 466	23 209
	C	17	4 942	3 446	1 496	253	172	17	4 942	3 446	1 496
Genel	<b>A</b>	<b>42</b>	<b>39 569</b>	<b>24 146</b>	<b>15 423</b>	<b>1 236</b>	<b>827</b>	<b>35</b>	<b>24 731</b>	<b>14 204</b>	<b>10 527</b>
	B	40	37 640	22 853	14 787	1 184	811	33	22 802	12 911	9 891
	C	2	1 929	1 293	636	52	16	2	1 929	1 293	636
Mesleki ve teknik	<b>A</b>	<b>88</b>	<b>34 210</b>	<b>17 636</b>	<b>16 574</b>	<b>1 563</b>	<b>1 131</b>	<b>86</b>	<b>29 886</b>	<b>15 708</b>	<b>14 178</b>
	B	73	31 197	15 483	15 714	1 362	975	71	26 873	13 555	13 318
	C	15	3 013	2 153	860	201	156	15	3 013	2 153	860

(1) Toplam öğretmen, kadrolu öğretmenleri kapsar.

2.11. Number of schools, students, teachers and classrooms in public and private secondary education institutions by settlement place according to Statistical Regions Level 3 (continued)

[Beginning of the educational year 2013/14]

A. Total		B. City		C. Village								
Public		Özel - Private		Öğrenci - Students		Öğretmen(1) Teacher(1)		Açıköğretim lisesi Open secondary education		Öğrenci - Students		
Öğretmen(1) Teacher(1)	Derslik Classroom	Okul School	Toplam Total	Erkek Males	Kadın Females	Öğretmen(1) Teacher(1)	Derslik Classroom	Toplam Total	Erkek Males	Kadın Females		SR Level 3
<b>666</b>	<b>369</b>	<b>1</b>	<b>135</b>	<b>75</b>	<b>60</b>	<b>22</b>	<b>12</b>	<b>2 314</b>	<b>1 307</b>	<b>1 007</b>	<b>A</b>	Iğdır TRA23
647	360	1	135	75	60	22	12	2 314	1 307	1 007	B	
19	9	-	-	-	-	-	-	-	-	-	C	
<b>365</b>	<b>223</b>	<b>1</b>	<b>135</b>	<b>75</b>	<b>60</b>	<b>22</b>	<b>12</b>	<b>1 871</b>	<b>1 145</b>	<b>726</b>	<b>A</b>	General
365	223	1	135	75	60	22	12	1 871	1 145	726	B	
-	-	-	-	-	-	-	-	-	-	-	C	
<b>301</b>	<b>146</b>	-	-	-	-	-	-	<b>443</b>	<b>162</b>	<b>281</b>	<b>A</b>	Vocational and technical
282	137	-	-	-	-	-	-	443	162	281	B	
19	9	-	-	-	-	-	-	-	-	-	C	
<b>452</b>	<b>302</b>	-	-	-	-	-	-	<b>1 107</b>	<b>667</b>	<b>440</b>	<b>A</b>	Ardahan TRA23
436	302	-	-	-	-	-	-	1 107	667	440	B	
16	-	-	-	-	-	-	-	-	-	-	C	
<b>133</b>	<b>116</b>	-	-	-	-	-	-	<b>957</b>	<b>569</b>	<b>388</b>	<b>A</b>	General
129	116	-	-	-	-	-	-	957	569	388	B	
4	-	-	-	-	-	-	-	-	-	-	C	
<b>319</b>	<b>186</b>	-	-	-	-	-	-	<b>150</b>	<b>98</b>	<b>52</b>	<b>A</b>	Vocational and technical
307	186	-	-	-	-	-	-	150	98	52	B	
12	-	-	-	-	-	-	-	-	-	-	C	
<b>3 360</b>	<b>1 597</b>	<b>15</b>	<b>1 680</b>	<b>964</b>	<b>716</b>	<b>235</b>	<b>157</b>	<b>15 959</b>	<b>9 105</b>	<b>6 854</b>	<b>A</b>	Malatya TRB11
3 080	1 378	11	1 178	552	626	147	74	15 959	9 105	6 854	B	
280	219	4	502	412	90	88	83	-	-	-	C	
<b>1 376</b>	<b>687</b>	<b>9</b>	<b>1 115</b>	<b>674</b>	<b>441</b>	<b>185</b>	<b>95</b>	<b>11 377</b>	<b>6 829</b>	<b>4 548</b>	<b>A</b>	General
1 202	574	6	672	294	378	101	53	11 377	6 829	4 548	B	
174	113	3	443	380	63	84	42	-	-	-	C	
<b>1 984</b>	<b>910</b>	<b>6</b>	<b>565</b>	<b>290</b>	<b>275</b>	<b>50</b>	<b>62</b>	<b>4 582</b>	<b>2 276</b>	<b>2 306</b>	<b>A</b>	Vocational and technical
1 878	804	5	506	258	248	46	21	4 582	2 276	2 306	B	
106	106	1	59	32	27	4	41	-	-	-	C	
<b>2 434</b>	<b>1 145</b>	<b>8</b>	<b>809</b>	<b>446</b>	<b>363</b>	<b>140</b>	<b>56</b>	<b>11 596</b>	<b>5 954</b>	<b>5 642</b>	<b>A</b>	Elazığ TRB12
2 350	1 108	8	809	446	363	140	56	11 596	5 954	5 642	B	
84	37	-	-	-	-	-	-	-	-	-	C	
<b>1 071</b>	<b>534</b>	<b>6</b>	<b>610</b>	<b>362</b>	<b>248</b>	<b>112</b>	<b>56</b>	<b>9 006</b>	<b>4 758</b>	<b>4 248</b>	<b>A</b>	General
1 052	521	6	610	362	248	112	56	9 006	4 758	4 248	B	
19	13	-	-	-	-	-	-	-	-	-	C	
<b>1 363</b>	<b>611</b>	<b>2</b>	<b>199</b>	<b>84</b>	<b>115</b>	<b>28</b>	-	<b>2 590</b>	<b>1 196</b>	<b>1 394</b>	<b>A</b>	Vocational and technical
1 298	587	2	199	84	115	28	-	2 590	1 196	1 394	B	
65	24	-	-	-	-	-	-	-	-	-	C	
<b>889</b>	<b>498</b>	-	-	-	-	-	-	<b>7 689</b>	<b>4 242</b>	<b>3 447</b>	<b>A</b>	Bingöl TRB13
889	498	-	-	-	-	-	-	7 689	4 242	3 447	B	
-	-	-	-	-	-	-	-	-	-	-	C	
<b>361</b>	<b>233</b>	-	-	-	-	-	-	<b>5 954</b>	<b>3 423</b>	<b>2 531</b>	<b>A</b>	General
361	233	-	-	-	-	-	-	5 954	3 423	2 531	B	
-	-	-	-	-	-	-	-	-	-	-	C	
<b>528</b>	<b>265</b>	-	-	-	-	-	-	<b>1 735</b>	<b>819</b>	<b>916</b>	<b>A</b>	Vocational and technical
528	265	-	-	-	-	-	-	1 735	819	916	B	
-	-	-	-	-	-	-	-	-	-	-	C	
<b>355</b>	<b>226</b>	<b>2</b>	<b>182</b>	<b>91</b>	<b>91</b>	<b>38</b>	<b>12</b>	<b>1 208</b>	<b>768</b>	<b>440</b>	<b>A</b>	Tunceli TRB14
335	214	2	182	91	91	38	12	1 208	768	440	B	
20	12	-	-	-	-	-	-	-	-	-	C	
<b>133</b>	<b>113</b>	<b>2</b>	<b>182</b>	<b>91</b>	<b>91</b>	<b>38</b>	<b>12</b>	<b>872</b>	<b>556</b>	<b>316</b>	<b>A</b>	General
113	101	2	182	91	91	38	12	872	556	316	B	
20	12	-	-	-	-	-	-	-	-	-	C	
<b>222</b>	<b>113</b>	-	-	-	-	-	-	<b>336</b>	<b>212</b>	<b>124</b>	<b>A</b>	Vocational and technical
222	113	-	-	-	-	-	-	336	212	124	B	
-	-	-	-	-	-	-	-	-	-	-	C	
<b>2 657</b>	<b>1 810</b>	<b>9</b>	<b>1 213</b>	<b>731</b>	<b>482</b>	<b>142</b>	<b>148</b>	<b>17 949</b>	<b>11 139</b>	<b>6 810</b>	<b>A</b>	Van TRB21
2 404	1 638	9	1 213	731	482	142	148	17 949	11 139	6 810	B	
253	172	-	-	-	-	-	-	-	-	-	C	
<b>1 118</b>	<b>715</b>	<b>7</b>	<b>971</b>	<b>592</b>	<b>379</b>	<b>118</b>	<b>112</b>	<b>13 867</b>	<b>9 350</b>	<b>4 517</b>	<b>A</b>	General
1 066	699	7	971	592	379	118	112	13 867	9 350	4 517	B	
52	16	-	-	-	-	-	-	-	-	-	C	
<b>1 539</b>	<b>1 095</b>	<b>2</b>	<b>242</b>	<b>139</b>	<b>103</b>	<b>24</b>	<b>36</b>	<b>4 082</b>	<b>1 789</b>	<b>2 293</b>	<b>A</b>	Vocational and technical
1 338	939	2	242	139	103	24	36	4 082	1 789	2 293	B	
201	156	-	-	-	-	-	-	-	-	-	C	

(1) Total of teachers includes permanent teaching staff.

(1) Total of teachers includes permanent and contractual teaching staff.

## 2.11 İstatistik Bölge Birimleri Sınıflaması 3. düzey, ortaöğretimde resmi ve özel ayrımında yerleşim yeri, okul, öğrenci, öğretmen ve derslik sayısı (devam)

[2013/'14 Öğretim yılı başı]

İBBS 3. Düzey	A. Toplam	B. Şehir	C. Köy	Toplam - Total				Resmi			
				Öğrenci - Students			Öğretmen <sup>(1)</sup> Teacher <sup>(1)</sup>	Derslik Classroom	Öğrenci - Students		
				Okul School	Toplam Total	Erkek Males			Kadın Females	Okul School	Toplam Total
TRB22 Muş	A	59	26 270	15 700	10 570	1 111	653	59	19 843	11 692	8 151
	B	55	24 897	14 981	9 916	1 031	585	55	18 470	10 973	7 497
	C	4	1 373	719	654	80	68	4	1 373	719	654
Genel	A	16	11 589	6 911	4 678	327	217	16	6 458	3 632	2 826
	B	15	11 059	6 640	4 419	303	201	15	5 928	3 361	2 567
	C	1	530	271	259	24	16	1	530	271	259
Mesleki ve teknik	A	43	14 681	8 789	5 892	784	436	43	13 385	8 060	5 325
	B	40	13 838	8 341	5 497	728	384	40	12 542	7 612	4 930
	C	3	843	448	395	56	52	3	843	448	395
TRB23 Bitlis	A	59	25 723	15 392	10 331	1 018	658	58	17 697	10 429	7 268
	B	59	25 723	15 392	10 331	1 018	658	58	17 697	10 429	7 268
	C	-	-	-	-	-	-	-	-	-	-
Genel	A	19	14 740	9 254	5 486	451	320	18	7 870	4 894	2 976
	B	19	14 740	9 254	5 486	451	320	18	7 870	4 894	2 976
	C	-	-	-	-	-	-	-	-	-	-
Mesleki ve teknik	A	40	10 983	6 138	4 845	567	338	40	9 827	5 535	4 292
	B	40	10 983	6 138	4 845	567	338	40	9 827	5 535	4 292
	C	-	-	-	-	-	-	-	-	-	-
TRB24 Hakkari	A	40	24 448	13 555	10 893	795	405	39	18 370	9 759	8 611
	B	36	23 283	12 791	10 492	742	384	35	17 205	8 995	8 210
	C	4	1 165	764	401	53	21	4	1 165	764	401
Genel	A	13	15 076	8 645	6 431	442	166	13	10 913	5 837	5 076
	B	13	14 675	8 346	6 329	442	166	13	10 512	5 538	4 974
	C	-	401	299	102	-	-	-	401	299	102
Mesleki ve teknik	A	27	9 372	4 910	4 462	353	239	26	7 457	3 922	3 535
	B	23	8 608	4 445	4 163	300	218	22	6 693	3 457	3 236
	C	4	764	465	299	53	21	4	764	465	299
TRC11 Gaziantep	A	206	132 312	70 342	61 970	5 079	2 918	173	95 002	48 676	46 326
	B	199	131 029	69 704	61 325	5 026	2 858	166	93 719	48 038	45 681
	C	7	1 283	638	645	53	60	7	1 283	638	645
Genel	A	82	78 383	43 077	35 306	2 318	1 485	60	48 370	24 831	23 539
	B	81	77 746	42 826	34 920	2 302	1 475	59	47 733	24 580	23 153
	C	1	637	251	386	16	10	1	637	251	386
Mesleki ve teknik	A	124	53 929	27 265	26 664	2 761	1 433	113	46 632	23 845	22 787
	B	118	53 283	26 878	26 405	2 724	1 383	107	45 986	23 458	22 528
	C	6	646	387	259	37	50	6	646	387	259
TRC12 Adıyaman	A	90	53 781	28 806	24 975	2 417	1 162	83	39 123	20 100	19 023
	B	78	50 970	27 280	23 690	2 273	1 069	71	36 312	18 574	17 738
	C	12	2 811	1 526	1 285	144	93	12	2 811	1 526	1 285
Genel	A	27	30 506	16 592	13 914	940	512	23	18 631	9 255	9 376
	B	27	29 139	15 909	13 230	940	512	23	17 264	8 572	8 692
	C	-	1 367	683	684	-	-	-	1 367	683	684
Mesleki ve teknik	A	63	23 275	12 214	11 061	1 477	650	60	20 492	10 845	9 647
	B	51	21 831	11 371	10 460	1 333	557	48	19 048	10 002	9 046
	C	12	1 444	843	601	144	93	12	1 444	843	601
TRC13 Kilis	A	22	10 577	5 532	5 045	494	285	22	8 075	4 095	3 980
	B	22	10 577	5 532	5 045	494	285	22	8 075	4 095	3 980
	C	-	-	-	-	-	-	-	-	-	-
Genel	A	5	5 477	2 684	2 793	151	104	5	3 368	1 436	1 932
	B	5	5 477	2 684	2 793	151	104	5	3 368	1 436	1 932
	C	-	-	-	-	-	-	-	-	-	-
Mesleki ve teknik	A	17	5 100	2 848	2 252	343	181	17	4 707	2 659	2 048
	B	17	5 100	2 848	2 252	343	181	17	4 707	2 659	2 048
	C	-	-	-	-	-	-	-	-	-	-
TRC21 Şanlıurfa	A	187	127 205	75 080	52 125	4 336	2 770	167	94 685	54 949	39 736
	B	165	117 537	69 098	48 439	3 911	2 469	146	85 018	48 968	36 050
	C	22	9 668	5 982	3 686	425	301	21	9 667	5 981	3 686
Genel	A	72	74 086	45 615	28 471	2 063	1 340	62	47 020	28 439	18 581
	B	67	69 821	43 030	26 791	1 943	1 245	58	42 756	25 855	16 901
	C	5	4 265	2 585	1 680	120	95	4	4 264	2 584	1 680
Mesleki ve teknik	A	115	53 119	29 465	23 654	2 273	1 430	105	47 665	26 510	21 155
	B	98	47 716	26 068	21 648	1 968	1 224	88	42 262	23 113	19 149
	C	17	5 403	3 397	2 006	305	206	17	5 403	3 397	2 006

(1) Toplam öğretmen, kadrolu öğretmenleri kapsar.



2.11. Number of schools, students, teachers and classrooms in public and private secondary education institutions by settlement place according to Statistical Regions Level 3 (continued)

[Beginning of the educational year 2013/'14]

A. Total

B. City

C.Village

Public		Özel - Private				Açıköğretim lisesi Open secondary education						
Öğretmen <sup>(1)</sup> Teacher <sup>(1)</sup>	Derslik Classroom	Okul School	Öğrenci - Students			Öğretmen <sup>(1)</sup> Teacher <sup>(1)</sup>	Derslik Classroom	Öğrenci - Students			SR Level 3	
			Toplam Total	Erkek Males	Kadın Females			Toplam Total	Erkek Males	Kadın Females		
<b>1 111</b>	<b>653</b>	-	-	-	-	-	-	<b>6 427</b>	<b>4 008</b>	<b>2 419</b>	<b>A</b>	Muş TRB22
1 031	585	-	-	-	-	-	-	6 427	4 008	2 419	B	
80	68	-	-	-	-	-	-	-	-	-	C	
<b>327</b>	<b>217</b>	-	-	-	-	-	-	<b>5 131</b>	<b>3 279</b>	<b>1 852</b>	<b>A</b>	General
303	201	-	-	-	-	-	-	5 131	3 279	1 852	B	
24	16	-	-	-	-	-	-	-	-	-	C	
<b>784</b>	<b>436</b>	-	-	-	-	-	-	<b>1 296</b>	<b>729</b>	<b>567</b>	<b>A</b>	Vocational and technical
728	384	-	-	-	-	-	-	1 296	729	567	B	
56	52	-	-	-	-	-	-	-	-	-	C	
<b>1 002</b>	<b>642</b>	<b>1</b>	<b>129</b>	<b>82</b>	<b>47</b>	<b>16</b>	<b>16</b>	<b>7 897</b>	<b>4 881</b>	<b>3 016</b>	<b>A</b>	Bitlis TRB23
1 002	642	1	129	82	47	16	16	7 897	4 881	3 016	B	
-	-	-	-	-	-	-	-	-	-	-	C	
<b>435</b>	<b>304</b>	<b>1</b>	<b>129</b>	<b>82</b>	<b>47</b>	<b>16</b>	<b>16</b>	<b>6 741</b>	<b>4 278</b>	<b>2 463</b>	<b>A</b>	General
435	304	1	129	82	47	16	16	6 741	4 278	2 463	B	
-	-	-	-	-	-	-	-	-	-	-	C	
<b>567</b>	<b>338</b>	-	-	-	-	-	-	<b>1 156</b>	<b>603</b>	<b>553</b>	<b>A</b>	Vocational and technical
567	338	-	-	-	-	-	-	1 156	603	553	B	
-	-	-	-	-	-	-	-	-	-	-	C	
<b>782</b>	<b>389</b>	<b>1</b>	<b>46</b>	<b>26</b>	<b>20</b>	<b>13</b>	<b>16</b>	<b>6 032</b>	<b>3 770</b>	<b>2 262</b>	<b>A</b>	Hakkari TRB24
729	368	1	46	26	20	13	16	6 032	3 770	2 262	B	
53	21	-	-	-	-	-	-	-	-	-	C	
<b>442</b>	<b>166</b>	-	-	-	-	-	-	<b>4 163</b>	<b>2 808</b>	<b>1 355</b>	<b>A</b>	General
442	166	-	-	-	-	-	-	4 163	2 808	1 355	B	
-	-	-	-	-	-	-	-	-	-	-	C	
<b>340</b>	<b>223</b>	<b>1</b>	<b>46</b>	<b>26</b>	<b>20</b>	<b>13</b>	<b>16</b>	<b>1 869</b>	<b>962</b>	<b>907</b>	<b>A</b>	Vocational and technical
287	202	1	46	26	20	13	16	1 869	962	907	B	
53	21	-	-	-	-	-	-	-	-	-	C	
<b>4 485</b>	<b>2 544</b>	<b>33</b>	<b>4 973</b>	<b>2 705</b>	<b>2 268</b>	<b>594</b>	<b>374</b>	<b>32 337</b>	<b>18 961</b>	<b>13 376</b>	<b>A</b>	Gaziantep TRC11
4 432	2 484	33	4 973	2 705	2 268	594	374	32 337	18 961	13 376	B	
53	60	-	-	-	-	-	-	-	-	-	C	
<b>1 909</b>	<b>1 251</b>	<b>22</b>	<b>3 255</b>	<b>1 868</b>	<b>1 387</b>	<b>409</b>	<b>234</b>	<b>26 758</b>	<b>16 378</b>	<b>10 380</b>	<b>A</b>	General
1 893	1 241	22	3 255	1 868	1 387	409	234	26 758	16 378	10 380	B	
16	10	-	-	-	-	-	-	-	-	-	C	
<b>2 576</b>	<b>1 293</b>	<b>11</b>	<b>1 718</b>	<b>837</b>	<b>881</b>	<b>185</b>	<b>140</b>	<b>5 579</b>	<b>2 583</b>	<b>2 996</b>	<b>A</b>	Vocational and technical
2 539	1 243	11	1 718	837	881	185	140	5 579	2 583	2 996	B	
37	50	-	-	-	-	-	-	-	-	-	C	
<b>2 299</b>	<b>1 081</b>	<b>7</b>	<b>639</b>	<b>370</b>	<b>269</b>	<b>118</b>	<b>81</b>	<b>14 019</b>	<b>8 336</b>	<b>5 683</b>	<b>A</b>	Adıyaman TRC12
2 155	988	7	639	370	269	118	81	14 019	8 336	5 683	B	
144	93	-	-	-	-	-	-	-	-	-	C	
<b>865</b>	<b>464</b>	<b>4</b>	<b>348</b>	<b>200</b>	<b>148</b>	<b>75</b>	<b>48</b>	<b>11 527</b>	<b>7 137</b>	<b>4 390</b>	<b>A</b>	General
865	464	4	348	200	148	75	48	11 527	7 137	4 390	B	
-	-	-	-	-	-	-	-	-	-	-	C	
<b>1 434</b>	<b>617</b>	<b>3</b>	<b>291</b>	<b>170</b>	<b>121</b>	<b>43</b>	<b>33</b>	<b>2 492</b>	<b>1 199</b>	<b>1 293</b>	<b>A</b>	Vocational and technical
1 290	524	3	291	170	121	43	33	2 492	1 199	1 293	B	
144	93	-	-	-	-	-	-	-	-	-	C	
<b>494</b>	<b>285</b>	-	-	-	-	-	-	<b>2 502</b>	<b>1 437</b>	<b>1 065</b>	<b>A</b>	Kilis TRC13
494	285	-	-	-	-	-	-	2 502	1 437	1 065	B	
-	-	-	-	-	-	-	-	-	-	-	C	
<b>151</b>	<b>104</b>	-	-	-	-	-	-	<b>2 109</b>	<b>1 248</b>	<b>861</b>	<b>A</b>	General
151	104	-	-	-	-	-	-	2 109	1 248	861	B	
-	-	-	-	-	-	-	-	-	-	-	C	
<b>343</b>	<b>181</b>	-	-	-	-	-	-	<b>393</b>	<b>189</b>	<b>204</b>	<b>A</b>	Vocational and technical
343	181	-	-	-	-	-	-	393	189	204	B	
-	-	-	-	-	-	-	-	-	-	-	C	
<b>3 914</b>	<b>2 511</b>	<b>20</b>	<b>3 224</b>	<b>2 023</b>	<b>1 201</b>	<b>422</b>	<b>259</b>	<b>29 296</b>	<b>18 108</b>	<b>11 188</b>	<b>A</b>	Şanlıurfa TRC21
3 504	2 210	19	3 224	2 022	1 201	407	259	29 296	18 108	11 188	B	
410	301	1	1	1	-	15	-	-	-	-	C	
<b>1 836</b>	<b>1 205</b>	<b>10</b>	<b>1 450</b>	<b>885</b>	<b>565</b>	<b>227</b>	<b>135</b>	<b>25 616</b>	<b>16 291</b>	<b>9 325</b>	<b>A</b>	General
1 731	1 110	9	1 449	884	565	212	135	25 616	16 291	9 325	B	
105	95	1	1	1	-	15	-	-	-	-	C	
<b>2 078</b>	<b>1 306</b>	<b>10</b>	<b>1 774</b>	<b>1 138</b>	<b>636</b>	<b>195</b>	<b>124</b>	<b>3 680</b>	<b>1 817</b>	<b>1 863</b>	<b>A</b>	Vocational and technical
1 773	1 100	10	1 774	1 138	636	195	124	3 680	1 817	1 863	B	
305	206	-	-	-	-	-	-	-	-	-	C	

(1) Total of teachers includes permanent teaching staff.

## 2.11 İstatistik Bölge Birimleri Sınıflaması 3. düzey, ortaöğretimde resmi ve özel ayrımında yerleşim yeri, okul, öğrenci, öğretmen ve derslik sayısı (devam)

[2013/'14 Öğretim yılı başı]

İBBS 3. Düzey	A. Toplam	B. Şehir	C. Köy	Toplam - Total				Resmi			
				Öğrenci - Students			Öğretmen <sup>(1)</sup> Teacher <sup>(1)</sup>	Derslik Classroom	Öğrenci - Students		
				Okul School	Toplam Total	Erkek Males			Kadın Females	Okul School	Toplam Total
<b>TRC22 Diyarbakır</b>	<b>A</b>	<b>148</b>	<b>132 408</b>	<b>72 730</b>	<b>59 678</b>	<b>4 367</b>	<b>1 895</b>	<b>128</b>	<b>89 107</b>	<b>47 349</b>	<b>41 758</b>
	B	143	129 936	71 516	58 420	4 255	1 828	123	86 635	46 135	40 500
	C	5	2 472	1 214	1 258	112	67	5	2 472	1 214	1 258
Genel	<b>A</b>	<b>54</b>	<b>81 146</b>	<b>45 163</b>	<b>35 983</b>	<b>1 572</b>	<b>806</b>	<b>39</b>	<b>47 084</b>	<b>24 669</b>	<b>22 415</b>
	B	52	79 716	44 405	35 311	1 534	785	37	45 654	23 911	21 743
	C	2	1 430	758	672	38	21	2	1 430	758	672
Mesleki ve teknik	<b>A</b>	<b>94</b>	<b>51 262</b>	<b>27 567</b>	<b>23 695</b>	<b>2 795</b>	<b>1 089</b>	<b>89</b>	<b>42 023</b>	<b>22 680</b>	<b>19 343</b>
	B	91	50 220	27 111	23 109	2 721	1 043	86	40 981	22 224	18 757
	C	3	1 042	456	586	74	46	3	1 042	456	586
<b>TRC31 Mardin</b>	<b>A</b>	<b>96</b>	<b>66 693</b>	<b>38 158</b>	<b>28 535</b>	<b>2 360</b>	<b>1 380</b>	<b>89</b>	<b>44 111</b>	<b>24 040</b>	<b>20 071</b>
	B	82	63 329	36 367	26 962	2 158	1 230	75	40 747	22 249	18 498
	C	14	3 364	1 791	1 573	202	150	14	3 364	1 791	1 573
Genel	<b>A</b>	<b>30</b>	<b>42 646</b>	<b>24 945</b>	<b>17 701</b>	<b>1 030</b>	<b>563</b>	<b>27</b>	<b>23 437</b>	<b>12 824</b>	<b>10 613</b>
	B	30	41 304	24 163	17 141	1 030	563	27	22 095	12 042	10 053
	C	-	1 342	782	560	-	-	-	1 342	782	560
Mesleki ve teknik	<b>A</b>	<b>66</b>	<b>24 047</b>	<b>13 213</b>	<b>10 834</b>	<b>1 330</b>	<b>817</b>	<b>62</b>	<b>20 674</b>	<b>11 216</b>	<b>9 458</b>
	B	52	22 025	12 204	9 821	1 128	667	48	18 652	10 207	8 445
	C	14	2 022	1 009	1 013	202	150	14	2 022	1 009	1 013
<b>TRC32 Batman</b>	<b>A</b>	<b>60</b>	<b>51 843</b>	<b>29 122</b>	<b>22 721</b>	<b>1 760</b>	<b>881</b>	<b>52</b>	<b>35 020</b>	<b>18 573</b>	<b>16 447</b>
	B	59	51 667	29 022	22 645	1 751	873	51	34 844	18 473	16 371
	C	1	176	100	76	9	8	1	176	100	76
Genel	<b>A</b>	<b>27</b>	<b>34 730</b>	<b>20 152</b>	<b>14 578</b>	<b>925</b>	<b>497</b>	<b>23</b>	<b>21 664</b>	<b>11 614</b>	<b>10 050</b>
	B	27	34 629	20 101	14 528	925	497	23	21 563	11 563	10 000
	C	-	101	51	50	-	-	-	101	51	50
Mesleki ve teknik	<b>A</b>	<b>33</b>	<b>17 113</b>	<b>8 970</b>	<b>8 143</b>	<b>835</b>	<b>384</b>	<b>29</b>	<b>13 356</b>	<b>6 959</b>	<b>6 397</b>
	B	32	17 038	8 921	8 117	826	376	28	13 281	6 910	6 371
	C	1	75	49	26	9	8	1	75	49	26
<b>TRC33 Şırnak</b>	<b>A</b>	<b>56</b>	<b>41 474</b>	<b>23 966</b>	<b>17 508</b>	<b>1 235</b>	<b>739</b>	<b>53</b>	<b>28 098</b>	<b>15 204</b>	<b>12 894</b>
	B	47	38 676	22 374	16 302	1 131	659	44	25 300	13 612	11 688
	C	9	2 798	1 592	1 206	104	80	9	2 798	1 592	1 206
Genel	<b>A</b>	<b>15</b>	<b>26 022</b>	<b>15 243</b>	<b>10 779</b>	<b>429</b>	<b>225</b>	<b>15</b>	<b>14 281</b>	<b>7 428</b>	<b>6 853</b>
	B	15	24 745	14 537	10 208	429	225	15	13 004	6 722	6 282
	C	-	1 277	706	571	-	-	-	1 277	706	571
Mesleki ve teknik	<b>A</b>	<b>41</b>	<b>15 452</b>	<b>8 723</b>	<b>6 729</b>	<b>806</b>	<b>514</b>	<b>38</b>	<b>13 817</b>	<b>7 776</b>	<b>6 041</b>
	B	32	13 931	7 837	6 094	702	434	29	12 296	6 890	5 406
	C	9	1 521	886	635	104	80	9	1 521	886	635
<b>TRC34 Siirt</b>	<b>A</b>	<b>51</b>	<b>26 139</b>	<b>16 121</b>	<b>10 018</b>	<b>967</b>	<b>603</b>	<b>49</b>	<b>16 194</b>	<b>9 043</b>	<b>7 151</b>
	B	48	25 185	15 561	9 624	913	575	46	15 240	8 483	6 757
	C	3	954	560	394	54	28	3	954	560	394
Genel	<b>A</b>	<b>15</b>	<b>16 118</b>	<b>10 389</b>	<b>5 729</b>	<b>363</b>	<b>227</b>	<b>15</b>	<b>8 010</b>	<b>4 634</b>	<b>3 376</b>
	B	15	15 751	10 202	5 549	363	227	15	7 643	4 447	3 196
	C	-	367	187	180	-	-	-	367	187	180
Mesleki ve teknik	<b>A</b>	<b>36</b>	<b>10 021</b>	<b>5 732</b>	<b>4 289</b>	<b>604</b>	<b>376</b>	<b>34</b>	<b>8 184</b>	<b>4 409</b>	<b>3 775</b>
	B	33	9 434	5 359	4 075	550	348	31	7 597	4 036	3 561
	C	3	587	373	214	54	28	3	587	373	214

(1) Toplam öğretmen, kadrolu öğretmenleri kapsar.

2.11. Number of schools, students, teachers and classrooms in public and private secondary education institutions by settlement place according to Statistical Regions Level 3 (continued)

[Beginning of the educational year 2013/'14]

A. Total

B. City

C.Village

Public			Özel - Private			Açıköğretim lisesi Open secondary education						
Öğretmen <sup>(1)</sup> Teacher <sup>(1)</sup>	Derslik Classroom	Okul School	Öğrenci - Students			Öğretmen <sup>(1)</sup> Teacher <sup>(1)</sup>	Derslik Classroom	Öğrenci - Students			SR Level 3	
			Toplam Total	Erkek Males	Kadın Females			Toplam Total	Erkek Males	Kadın Females		
<b>4 019</b>	<b>1 707</b>	<b>20</b>	<b>3 337</b>	<b>1 895</b>	<b>1 442</b>	<b>348</b>	<b>188</b>	<b>39 964</b>	<b>23 486</b>	<b>16 478</b>	<b>A</b>	Diyarbakır
3 907	1 640	20	3 337	1 895	1 442	348	188	39 964	23 486	16 478	B	
112	67	-	-	-	-	-	-	-	-	-	C	
<b>1 344</b>	<b>676</b>	<b>15</b>	<b>2 033</b>	<b>1 247</b>	<b>786</b>	<b>228</b>	<b>130</b>	<b>32 029</b>	<b>19 247</b>	<b>12 782</b>	<b>A</b>	General
1 306	655	15	2 033	1 247	786	228	130	32 029	19 247	12 782	B	
38	21	-	-	-	-	-	-	-	-	-	C	
<b>2 675</b>	<b>1 031</b>	<b>5</b>	<b>1 304</b>	<b>648</b>	<b>656</b>	<b>120</b>	<b>58</b>	<b>7 935</b>	<b>4 239</b>	<b>3 696</b>	<b>A</b>	Vocational and technical
2 601	985	5	1 304	648	656	120	58	7 935	4 239	3 696	B	
74	46	-	-	-	-	-	-	-	-	-	C	
<b>2 289</b>	<b>1 295</b>	<b>7</b>	<b>562</b>	<b>340</b>	<b>222</b>	<b>71</b>	<b>85</b>	<b>22 020</b>	<b>13 778</b>	<b>8 242</b>	<b>A</b>	Mardin TRC31
2 087	1 145	7	562	340	222	71	85	22 020	13 778	8 242	B	
202	150	-	-	-	-	-	-	-	-	-	C	
<b>1 007</b>	<b>529</b>	<b>3</b>	<b>281</b>	<b>170</b>	<b>111</b>	<b>23</b>	<b>34</b>	<b>18 928</b>	<b>11 951</b>	<b>6 977</b>	<b>A</b>	General
1 007	529	3	281	170	111	23	34	18 928	11 951	6 977	B	
-	-	-	-	-	-	-	-	-	-	-	C	
<b>1 282</b>	<b>766</b>	<b>4</b>	<b>281</b>	<b>170</b>	<b>111</b>	<b>48</b>	<b>51</b>	<b>3 092</b>	<b>1 827</b>	<b>1 265</b>	<b>A</b>	Vocational and technical
1 080	616	4	281	170	111	48	51	3 092	1 827	1 265	B	
202	150	-	-	-	-	-	-	-	-	-	C	
<b>1 612</b>	<b>822</b>	<b>8</b>	<b>1 466</b>	<b>911</b>	<b>555</b>	<b>148</b>	<b>59</b>	<b>15 357</b>	<b>9 638</b>	<b>5 719</b>	<b>A</b>	Batman TRC32
1 603	814	8	1 466	911	555	148	59	15 357	9 638	5 719	B	
9	8	-	-	-	-	-	-	-	-	-	C	
<b>865</b>	<b>497</b>	<b>4</b>	<b>449</b>	<b>304</b>	<b>145</b>	<b>60</b>	<b>-</b>	<b>12 617</b>	<b>8 234</b>	<b>4 383</b>	<b>A</b>	General
865	497	4	449	304	145	60	-	12 617	8 234	4 383	B	
-	-	-	-	-	-	-	-	-	-	-	C	
<b>747</b>	<b>325</b>	<b>4</b>	<b>1 017</b>	<b>607</b>	<b>410</b>	<b>88</b>	<b>59</b>	<b>2 740</b>	<b>1 404</b>	<b>1 336</b>	<b>A</b>	Vocational and technical
738	317	4	1 017	607	410	88	59	2 740	1 404	1 336	B	
9	8	-	-	-	-	-	-	-	-	-	C	
<b>1 201</b>	<b>733</b>	<b>3</b>	<b>131</b>	<b>88</b>	<b>43</b>	<b>34</b>	<b>6</b>	<b>13 245</b>	<b>8 674</b>	<b>4 571</b>	<b>A</b>	Şırnak TRC33
1 097	653	3	131	88	43	34	6	13 245	8 674	4 571	B	
104	80	-	-	-	-	-	-	-	-	-	C	
<b>429</b>	<b>225</b>	<b>-</b>	<b>-</b>	<b>-</b>	<b>-</b>	<b>-</b>	<b>-</b>	<b>11 741</b>	<b>7 815</b>	<b>3 926</b>	<b>A</b>	General
429	225	-	-	-	-	-	-	11 741	7 815	3 926	B	
-	-	-	-	-	-	-	-	-	-	-	C	
<b>772</b>	<b>508</b>	<b>3</b>	<b>131</b>	<b>88</b>	<b>43</b>	<b>34</b>	<b>6</b>	<b>1 504</b>	<b>859</b>	<b>645</b>	<b>A</b>	Vocational and technical
668	428	3	131	88	43	34	6	1 504	859	645	B	
104	80	-	-	-	-	-	-	-	-	-	C	
<b>939</b>	<b>559</b>	<b>2</b>	<b>201</b>	<b>163</b>	<b>38</b>	<b>28</b>	<b>44</b>	<b>9 744</b>	<b>6 915</b>	<b>2 829</b>	<b>A</b>	Siirt TRC34
885	531	2	201	163	38	28	44	9 744	6 915	2 829	B	
54	28	-	-	-	-	-	-	-	-	-	C	
<b>363</b>	<b>227</b>	<b>-</b>	<b>-</b>	<b>-</b>	<b>-</b>	<b>-</b>	<b>-</b>	<b>8 108</b>	<b>5 755</b>	<b>2 353</b>	<b>A</b>	General
363	227	-	-	-	-	-	-	8 108	5 755	2 353	B	
-	-	-	-	-	-	-	-	-	-	-	C	
<b>576</b>	<b>332</b>	<b>2</b>	<b>201</b>	<b>163</b>	<b>38</b>	<b>28</b>	<b>44</b>	<b>1 636</b>	<b>1 160</b>	<b>476</b>	<b>A</b>	Vocational and technical
522	304	2	201	163	38	28	44	1 636	1 160	476	B	
54	28	-	-	-	-	-	-	-	-	-	C	

(1) Total of teachers includes permanent teaching staff.

## 2.12 İstatistikî Bölge Birimleri Sınıflaması 3. düzey, yerleşim yeri ve sınıflara göre ortaöğretimde okul, şube ve öğrenci sayısı

[2013/'14 Öğretim yılı başı]

İBBS 3. Düzey	A. Toplam	B. Şehir	C. Köy	Sınıflara Göre Öğrenci - Students by Grade								
				Toplam - Total			Hazırlık sınıfı			1. sınıf		
				Öğrenci - Students			Preparatory class			Grade 1		
				Okul School	Şube Division	Toplam Total	Erkek Males	Kadın Females	Şube Division	Erkek Males	Kadın Females	Şube Division
TR Türkiye	A	10 955	177 774	5 420 178	2 859 482	2 560 696	380	4 115	4 640	52 624	796 310	627 179
	B	10 180	168 838	5 241 073	2 759 711	2 481 362	365	3 979	4 516	50 026	756 939	601 939
	C	775	8 936	179 105	99 771	79 334	15	136	124	2 598	39 371	25 240
Genel	A	3 744	84 803	2 906 291	1 488 037	1 418 254	366	3 962	4 475	22 000	255 552	249 120
	B	3 537	79 891	2 814 284	1 442 899	1 371 385	351	3 826	4 351	20 905	244 706	238 757
	C	207	4 912	92 007	45 138	46 869	15	136	124	1 095	10 846	10 363
Mesleki ve teknik	A	7 211	92 971	2 513 887	1 371 445	1 142 442	14	153	165	30 624	540 758	378 059
	B	6 643	88 947	2 426 789	1 316 812	1 109 977	14	153	165	29 121	512 233	363 182
	C	568	4 024	87 098	54 633	32 465	-	-	-	1 503	28 525	14 877
TR100 İstanbul	A	1 428	28 518	1 025 926	533 575	492 351	218	2 304	2 223	8 877	141 025	113 560
	B	1 389	27 963	1 014 134	526 807	487 327	211	2 257	2 182	8 730	138 240	112 011
	C	39	555	11 792	6 768	5 024	7	47	41	147	2 785	1 549
Genel	A	565	13 559	547 761	284 652	263 109	206	2 155	2 067	3 376	36 392	31 457
	B	549	13 274	542 963	282 351	260 612	199	2 108	2 026	3 320	35 837	30 905
	C	16	285	4 798	2 301	2 497	7	47	41	56	555	552
Mesleki ve teknik	A	863	14 959	478 165	248 923	229 242	12	149	156	5 501	104 633	82 103
	B	840	14 689	471 171	244 456	226 715	12	149	156	5 410	102 403	81 106
	C	23	270	6 994	4 467	2 527	-	-	-	91	2 230	997
TR211 Tekirdağ	A	111	1 767	56 182	29 685	26 497	-	-	-	469	7 620	6 074
	B	101	1 687	52 432	27 645	24 787	-	-	-	448	6 814	5 577
	C	10	80	3 750	2 040	1 710	-	-	-	21	806	497
Genel	A	34	836	30 139	14 513	15 626	-	-	-	185	2 251	2 683
	B	33	805	29 072	14 044	15 028	-	-	-	183	2 224	2 644
	C	1	31	1 067	469	598	-	-	-	2	27	39
Mesleki ve teknik	A	77	931	26 043	15 172	10 871	-	-	-	284	5 369	3 391
	B	68	882	23 360	13 601	9 759	-	-	-	265	4 590	2 933
	C	9	49	2 683	1 571	1 112	-	-	-	19	779	458
TR212 Edirne	A	77	1 002	22 051	12 031	10 020	1	7	7	220	3 261	2 341
	B	74	977	21 398	11 753	9 645	1	7	7	214	3 175	2 248
	C	3	25	653	278	375	-	-	-	6	86	93
Genel	A	23	408	11 489	5 530	5 959	1	7	7	86	1 088	1 293
	B	21	384	10 853	5 266	5 587	1	7	7	81	1 016	1 203
	C	2	24	636	264	372	-	-	-	5	72	90
Mesleki ve teknik	A	54	594	10 562	6 501	4 061	-	-	-	134	2 173	1 048
	B	53	593	10 545	6 487	4 058	-	-	-	133	2 159	1 045
	C	1	1	17	14	3	-	-	-	1	14	3
TR213 Kırklareli	A	57	768	19 370	10 474	8 896	-	-	-	192	2 756	2 146
	B	54	734	18 829	10 162	8 667	-	-	-	185	2 663	2 105
	C	3	34	541	312	229	-	-	-	7	93	41
Genel	A	19	336	9 646	4 612	5 034	-	-	-	83	950	1 110
	B	19	324	9 469	4 536	4 933	-	-	-	82	950	1 110
	C	-	12	177	76	101	-	-	-	1		
Mesleki ve teknik	A	38	432	9 724	5 862	3 862	-	-	-	109	1 806	1 036
	B	35	410	9 360	5 626	3 734	-	-	-	103	1 713	995
	C	3	22	364	236	128	-	-	-	6	93	41
TR221 Balıkesir	A	198	2 826	69 967	35 991	33 976	6	101	103	760	9 849	8 177
	B	184	2 610	67 243	34 208	33 035	6	101	103	703	9 268	7 937
	C	14	216	2 724	1 783	941	-	-	-	57	581	240
Genel	A	59	1 280	36 152	17 184	18 968	6	101	103	328	3 482	3 966
	B	58	1 205	35 212	16 687	18 525	6	101	103	310	3 387	3 908
	C	1	75	940	497	443	-	-	-	18	95	58
Mesleki ve teknik	A	139	1 546	33 815	18 807	15 008	-	-	-	432	6 367	4 211
	B	126	1 405	32 031	17 521	14 510	-	-	-	393	5 881	4 029
	C	13	141	1 784	1 286	498	-	-	-	39	486	182
TR222 Çanakkale	A	114	1 184	26 873	14 136	12 737	-	-	-	298	3 797	2 934
	B	104	1 089	25 522	13 367	12 155	-	-	-	274	3 551	2 776
	C	10	95	1 351	769	582	-	-	-	24	246	158
Genel	A	34	562	15 365	7 273	8 092	-	-	-	129	1 446	1 724
	B	31	510	14 637	6 920	7 717	-	-	-	118	1 377	1 654
	C	3	52	728	353	375	-	-	-	11	69	70
Mesleki ve teknik	A	80	622	11 508	6 863	4 645	-	-	-	169	2 351	1 210
	B	73	579	10 885	6 447	4 438	-	-	-	156	2 174	1 122
	C	7	43	623	416	207	-	-	-	13	177	88

## 2.12 Number of schools, divisions and students in secondary education by grade and settlement place according to Statistical Regions Level 3

[Beginning of the educational year 2013/'14]

A. Total B. City C. Village

Sınıflara Göre Öğrenci - Students by Grade												SR Level 3
2. sınıf Grade 2			3. sınıf Grade 3			7. dönem ( 4. sınıf ) 7th semester ( Grade 4)			Açıköğretim Lisesi Open secondary education			
Şube Division	Erkek Males	Kadın Females	Şube Division	Erkek Males	Kadın Females	Şube Division	Erkek Males	Kadın Females	Erkek Males	Kadın Females		
<b>44 853</b>	<b>498 711</b>	<b>498 776</b>	<b>40 215</b>	<b>431 824</b>	<b>436 954</b>	<b>39 702</b>	<b>406 785</b>	<b>407 890</b>	<b>721 737</b>	<b>585 257</b>	<b>A</b>	Turkey TR
<b>42 589</b>	<b>475 919</b>	<b>478 184</b>	<b>38 149</b>	<b>412 043</b>	<b>419 378</b>	<b>37 709</b>	<b>389 094</b>	<b>392 088</b>	<b>721 737</b>	<b>585 257</b>	<b>B</b>	
<b>2 264</b>	<b>22 792</b>	<b>20 592</b>	<b>2 066</b>	<b>19 781</b>	<b>17 576</b>	<b>1 993</b>	<b>17 691</b>	<b>15 802</b>	-	-	<b>C</b>	
<b>20 895</b>	<b>220 163</b>	<b>244 118</b>	<b>20 533</b>	<b>218 153</b>	<b>243 290</b>	<b>21 009</b>	<b>216 066</b>	<b>239 043</b>	<b>574 141</b>	<b>438 208</b>	<b>A</b>	General
<b>19 574</b>	<b>207 797</b>	<b>230 713</b>	<b>19 296</b>	<b>206 800</b>	<b>231 229</b>	<b>19 765</b>	<b>205 629</b>	<b>228 127</b>	<b>574 141</b>	<b>438 208</b>	<b>B</b>	
<b>1 321</b>	<b>12 366</b>	<b>13 405</b>	<b>1 237</b>	<b>11 353</b>	<b>12 061</b>	<b>1 244</b>	<b>10 437</b>	<b>10 916</b>	-	-	<b>C</b>	
<b>23 958</b>	<b>278 548</b>	<b>254 658</b>	<b>19 682</b>	<b>213 671</b>	<b>193 664</b>	<b>18 693</b>	<b>190 719</b>	<b>168 847</b>	<b>147 596</b>	<b>147 049</b>	<b>A</b>	Vocational and technical
<b>23 015</b>	<b>268 122</b>	<b>247 471</b>	<b>18 853</b>	<b>205 243</b>	<b>188 149</b>	<b>17 944</b>	<b>183 465</b>	<b>163 961</b>	<b>147 596</b>	<b>147 049</b>	<b>B</b>	
<b>943</b>	<b>10 426</b>	<b>7 187</b>	<b>829</b>	<b>8 428</b>	<b>5 515</b>	<b>749</b>	<b>7 254</b>	<b>4 886</b>	-	-	<b>C</b>	
<b>7 076</b>	<b>84 269</b>	<b>87 483</b>	<b>6 160</b>	<b>72 458</b>	<b>77 427</b>	<b>6 187</b>	<b>71 550</b>	<b>74 009</b>	<b>161 969</b>	<b>137 649</b>	<b>A</b>	İstanbul TR100
6 943	82 856	86 286	6 029	71 256	76 313	6 050	70 229	72 886	161 969	137 649	<b>B</b>	
133	1 413	1 197	131	1 202	1 114	137	1 321	1 123	-	-	<b>C</b>	
<b>3 352</b>	<b>37 046</b>	<b>39 607</b>	<b>3 245</b>	<b>36 887</b>	<b>41 778</b>	<b>3 380</b>	<b>39 508</b>	<b>42 458</b>	<b>132 664</b>	<b>105 742</b>	<b>A</b>	General
3 277	36 472	38 955	3 176	36 353	41 138	3 302	38 917	41 846	132 664	105 742	<b>B</b>	
75	574	652	69	534	640	78	591	612	-	-	<b>C</b>	
<b>3 724</b>	<b>47 223</b>	<b>47 876</b>	<b>2 915</b>	<b>35 571</b>	<b>35 649</b>	<b>2 807</b>	<b>32 042</b>	<b>31 551</b>	<b>29 305</b>	<b>31 907</b>	<b>A</b>	Vocational and technical
3 666	46 384	47 331	2 853	34 903	35 175	2 748	31 312	31 040	29 305	31 907	<b>B</b>	
58	839	545	62	668	474	59	730	511	-	-	<b>C</b>	
<b>471</b>	<b>5 528</b>	<b>5 391</b>	<b>399</b>	<b>5 009</b>	<b>4 677</b>	<b>428</b>	<b>4 476</b>	<b>4 505</b>	<b>7 052</b>	<b>5 850</b>	<b>A</b>	Tekirdağ TR21
444	5 011	4 914	384	4 623	4 297	411	4 145	4 149	7 052	5 850	<b>B</b>	
27	517	477	15	386	380	17	331	356	-	-	<b>C</b>	
<b>219</b>	<b>2 107</b>	<b>2 750</b>	<b>204</b>	<b>2 143</b>	<b>2 581</b>	<b>228</b>	<b>1 997</b>	<b>2 657</b>	<b>6 015</b>	<b>4 955</b>	<b>A</b>	General
207	1 944	2 533	196	1 993	2 414	219	1 868	2 482	6 015	4 955	<b>B</b>	
12	163	217	8	150	167	9	129	175	-	-	<b>C</b>	
<b>252</b>	<b>3 421</b>	<b>2 641</b>	<b>195</b>	<b>2 866</b>	<b>2 096</b>	<b>200</b>	<b>2 479</b>	<b>1 848</b>	<b>1 037</b>	<b>895</b>	<b>A</b>	Vocational and technical
237	3 067	2 381	188	2 630	1 883	192	2 277	1 667	1 037	895	<b>B</b>	
15	354	260	7	236	213	8	202	181	-	-	<b>C</b>	
<b>247</b>	<b>2 458</b>	<b>2 201</b>	<b>249</b>	<b>2 388</b>	<b>2 160</b>	<b>285</b>	<b>2 125</b>	<b>2 004</b>	<b>1 792</b>	<b>1 307</b>	<b>A</b>	Edirne TR212
241	2 392	2 099	242	2 324	2 070	279	2 063	1 914	1 792	1 307	<b>B</b>	
6	66	102	7	64	90	6	62	90	-	-	<b>C</b>	
<b>100</b>	<b>930</b>	<b>1 214</b>	<b>106</b>	<b>1 037</b>	<b>1 185</b>	<b>115</b>	<b>942</b>	<b>1 174</b>	<b>1 526</b>	<b>1 086</b>	<b>A</b>	General
94	864	1 112	99	973	1 095	109	880	1 084	1 526	1 086	<b>B</b>	
6	66	102	7	64	90	6	62	90	-	-	<b>C</b>	
<b>147</b>	<b>1 528</b>	<b>987</b>	<b>143</b>	<b>1 351</b>	<b>975</b>	<b>170</b>	<b>1 183</b>	<b>830</b>	<b>266</b>	<b>221</b>	<b>A</b>	Vocational and technical
147	1 528	987	143	1 351	975	170	1 183	830	266	221	<b>B</b>	
-	-	-	-	-	-	-	-	-	-	-	<b>C</b>	
<b>198</b>	<b>2 176</b>	<b>1 887</b>	<b>187</b>	<b>1 911</b>	<b>1 842</b>	<b>191</b>	<b>1 841</b>	<b>1 788</b>	<b>1 790</b>	<b>1 233</b>	<b>A</b>	Kırklareli TR213
188	2 093	1 828	178	1 846	1 765	183	1 770	1 736	1 790	1 233	<b>B</b>	
10	83	59	9	65	77	8	71	52	-	-	<b>C</b>	
<b>83</b>	<b>803</b>	<b>946</b>	<b>82</b>	<b>757</b>	<b>936</b>	<b>88</b>	<b>754</b>	<b>955</b>	<b>1 348</b>	<b>1 087</b>	<b>A</b>	General
79	783	922	79	738	893	84	717	921	1 348	1 087	<b>B</b>	
4	20	24	3	19	43	4	37	34	-	-	<b>C</b>	
<b>115</b>	<b>1 373</b>	<b>941</b>	<b>105</b>	<b>1 154</b>	<b>906</b>	<b>103</b>	<b>1 087</b>	<b>833</b>	<b>442</b>	<b>146</b>	<b>A</b>	Vocational and technical
109	1 310	906	99	1 108	872	99	1 053	815	442	146	<b>B</b>	
6	63	35	6	46	34	4	34	18	-	-	<b>C</b>	
<b>699</b>	<b>6 927</b>	<b>6 981</b>	<b>689</b>	<b>6 693</b>	<b>6 472</b>	<b>672</b>	<b>5 953</b>	<b>6 020</b>	<b>6 468</b>	<b>6 223</b>	<b>A</b>	Balıkesir TR221
638	6 501	6 707	639	6 259	6 239	624	5 611	5 826	6 468	6 223	<b>B</b>	
61	426	274	50	434	233	48	342	194	-	-	<b>C</b>	
<b>300</b>	<b>2 789</b>	<b>3 508</b>	<b>321</b>	<b>2 717</b>	<b>3 296</b>	<b>325</b>	<b>2 765</b>	<b>3 461</b>	<b>5 330</b>	<b>4 634</b>	<b>A</b>	General
277	2 672	3 393	305	2 564	3 157	307	2 633	3 330	5 330	4 634	<b>B</b>	
23	117	115	16	153	139	18	132	131	-	-	<b>C</b>	
<b>399</b>	<b>4 138</b>	<b>3 473</b>	<b>368</b>	<b>3 976</b>	<b>3 176</b>	<b>347</b>	<b>3 188</b>	<b>2 559</b>	<b>1 138</b>	<b>1 589</b>	<b>A</b>	Vocational and technical
361	3 829	3 314	334	3 695	3 082	317	2 978	2 496	1 138	1 589	<b>B</b>	
38	309	159	34	281	94	30	210	63	-	-	<b>C</b>	
<b>298</b>	<b>2 876</b>	<b>2 731</b>	<b>293</b>	<b>2 655</b>	<b>2 537</b>	<b>295</b>	<b>2 473</b>	<b>2 467</b>	<b>2 335</b>	<b>2 068</b>	<b>A</b>	Çanakkale TR222
274	2 701	2 586	270	2 471	2 388	271	2 309	2 337	2 335	2 068	<b>B</b>	
24	175	145	23	184	149	24	164	130	-	-	<b>C</b>	
<b>140</b>	<b>1 287</b>	<b>1 618</b>	<b>141</b>	<b>1 246</b>	<b>1 500</b>	<b>152</b>	<b>1 247</b>	<b>1 527</b>	<b>2 047</b>	<b>1 723</b>	<b>A</b>	General
126	1 194	1 513	128	1 148	1 396	138	1 154	1 431	2 047	1 723	<b>B</b>	
14	93	105	13	98	104	14	93	96	-	-	<b>C</b>	
<b>158</b>	<b>1 589</b>	<b>1 113</b>	<b>152</b>	<b>1 409</b>	<b>1 037</b>	<b>143</b>	<b>1 226</b>	<b>940</b>	<b>288</b>	<b>345</b>	<b>A</b>	Vocational and technical
148	1 507	1 073	142	1 323	992	133	1 155	906	288	345	<b>B</b>	
10	82	40	10	86	45	10	71	34	-	-	<b>C</b>	

## 2.12 İstatistik Bölge Birimleri Sınıflaması 3. düzey, yerleşim yeri ve sınıflara göre ortaöğretimde okul, şube ve öğrenci sayısı (devam)

[2013/'14 Öğretim yılı başı]

A. Toplam B. Şehir C. Köy

İBBS 3. Düzey	Okul School	Şube Division	Toplam - Total			Sınıflara Göre Öğrenci - Students by Grade			1. sınıf Grade 1			
			Toplam Total	Erkek Males	Kadın Females	Hazırlık sınıfı Preparatory class			Şube Division	Erkek Males	Kadın Females	
						Öğrenci - Students						
						Şube Division	Erkek Males	Kadın Females				
<b>TR310 İzmir</b>	<b>A</b>	<b>527</b>	<b>8 938</b>	<b>256 861</b>	<b>135 013</b>	<b>121 848</b>	<b>25</b>	<b>252</b>	<b>305</b>	<b>2 574</b>	<b>37 051</b>	<b>29 696</b>
	B	496	8 606	250 749	131 935	118 814	25	252	305	2 478	35 904	28 763
	C	31	332	6 112	3 078	3 034	-	-	-	96	1 147	933
Genel	<b>A</b>	<b>181</b>	<b>4 144</b>	<b>133 911</b>	<b>66 536</b>	<b>67 375</b>	<b>25</b>	<b>252</b>	<b>305</b>	<b>1 068</b>	<b>11 008</b>	<b>12 363</b>
	B	171	3 960	130 904	65 225	65 679	25	252	305	1 022	10 629	11 916
	C	10	184	3 007	1 311	1 696	-	-	-	46	379	447
Mesleki ve teknik	<b>A</b>	<b>346</b>	<b>4 794</b>	<b>122 950</b>	<b>68 477</b>	<b>54 473</b>	-	-	-	<b>1 506</b>	<b>26 043</b>	<b>17 333</b>
	B	325	4 646	119 845	66 710	53 135	-	-	-	1 456	25 275	16 847
	C	21	148	3 105	1 767	1 338	-	-	-	50	768	486
<b>TR321 Aydın</b>	<b>A</b>	<b>150</b>	<b>2 400</b>	<b>61 832</b>	<b>31 814</b>	<b>30 018</b>	<b>2</b>	<b>20</b>	<b>39</b>	<b>641</b>	<b>9 114</b>	<b>7 282</b>
	B	136	2 235	58 946	30 424	28 522	2	20	39	600	8 540	6 829
	C	14	165	2 886	1 390	1 496	-	-	-	41	574	453
Genel	<b>A</b>	<b>59</b>	<b>1 242</b>	<b>35 105</b>	<b>16 646</b>	<b>18 459</b>	<b>2</b>	<b>20</b>	<b>39</b>	<b>287</b>	<b>2 999</b>	<b>3 537</b>
	B	54	1 143	33 391	15 953	17 438	2	20	39	268	2 813	3 287
	C	5	99	1 714	693	1 021	-	-	-	19	186	250
Mesleki ve teknik	<b>A</b>	<b>91</b>	<b>1 158</b>	<b>26 727</b>	<b>15 168</b>	<b>11 559</b>	-	-	-	<b>354</b>	<b>6 115</b>	<b>3 745</b>
	B	82	1 092	25 555	14 471	11 084	-	-	-	332	5 727	3 542
	C	9	66	1 172	697	475	-	-	-	22	388	203
<b>TR322 Denizli</b>	<b>A</b>	<b>151</b>	<b>2 478</b>	<b>61 237</b>	<b>31 167</b>	<b>30 070</b>	<b>4</b>	<b>49</b>	<b>66</b>	<b>711</b>	<b>8 996</b>	<b>7 420</b>
	B	131	2 231	57 028	28 910	28 118	4	49	66	645	8 148	6 850
	C	20	247	4 209	2 257	1 952	-	-	-	66	848	570
Genel	<b>A</b>	<b>46</b>	<b>1 192</b>	<b>32 470</b>	<b>15 486</b>	<b>16 984</b>	<b>4</b>	<b>49</b>	<b>66</b>	<b>297</b>	<b>2 690</b>	<b>3 113</b>
	B	42	1 047	30 380	14 480	15 900	4	49	66	263	2 443	2 902
	C	4	145	2 090	1 006	1 084	-	-	-	34	247	211
Mesleki ve teknik	<b>A</b>	<b>105</b>	<b>1 286</b>	<b>28 767</b>	<b>15 681</b>	<b>13 086</b>	-	-	-	<b>414</b>	<b>6 306</b>	<b>4 307</b>
	B	89	1 184	26 648	14 430	12 218	-	-	-	382	5 705	3 948
	C	16	102	2 119	1 251	868	-	-	-	32	601	359
<b>TR323 Muğla</b>	<b>A</b>	<b>132</b>	<b>1 867</b>	<b>52 267</b>	<b>27 988</b>	<b>24 279</b>	-	-	-	<b>498</b>	<b>7 071</b>	<b>5 396</b>
	B	102	1 487	43 861	23 286	20 575	-	-	-	400	5 431	4 335
	C	30	380	8 406	4 702	3 704	-	-	-	98	1 640	1 061
Genel	<b>A</b>	<b>50</b>	<b>927</b>	<b>31 103</b>	<b>15 470</b>	<b>15 633</b>	-	-	-	<b>210</b>	<b>2 514</b>	<b>2 843</b>
	B	38	741	26 514	13 369	13 145	-	-	-	172	1 897	2 215
	C	12	186	4 589	2 101	2 488	-	-	-	38	617	628
Mesleki ve teknik	<b>A</b>	<b>82</b>	<b>940</b>	<b>21 164</b>	<b>12 518</b>	<b>8 646</b>	-	-	-	<b>288</b>	<b>4 557</b>	<b>2 553</b>
	B	64	746	17 347	9 917	7 430	-	-	-	228	3 534	2 120
	C	18	194	3 817	2 601	1 216	-	-	-	60	1 023	433
<b>TR331 Manisa</b>	<b>A</b>	<b>219</b>	<b>3 224</b>	<b>84 235</b>	<b>43 213</b>	<b>41 022</b>	<b>3</b>	<b>28</b>	<b>56</b>	<b>844</b>	<b>12 097</b>	<b>9 937</b>
	B	202	3 020	80 445	41 413	39 032	3	28	56	789	11 416	9 254
	C	17	204	3 790	1 800	1 990	-	-	-	55	681	683
Genel	<b>A</b>	<b>76</b>	<b>1 347</b>	<b>41 729</b>	<b>19 240</b>	<b>22 489</b>	<b>3</b>	<b>28</b>	<b>56</b>	<b>313</b>	<b>3 869</b>	<b>4 655</b>
	B	67	1 224	39 186	18 045	21 141	3	28	56	283	3 476	4 271
	C	9	123	2 543	1 195	1 348	-	-	-	30	393	384
Mesleki ve teknik	<b>A</b>	<b>143</b>	<b>1 877</b>	<b>42 506</b>	<b>23 973</b>	<b>18 533</b>	-	-	-	<b>531</b>	<b>8 228</b>	<b>5 282</b>
	B	135	1 796	41 259	23 368	17 891	-	-	-	506	7 940	4 983
	C	8	81	1 247	605	642	-	-	-	25	288	299
<b>TR332 Afyonkarahisar</b>	<b>A</b>	<b>134</b>	<b>1 686</b>	<b>44 384</b>	<b>23 444</b>	<b>20 940</b>	<b>4</b>	<b>50</b>	<b>60</b>	<b>464</b>	<b>6 882</b>	<b>5 453</b>
	B	122	1 578	43 123	22 678	20 445	4	50	60	432	6 587	5 276
	C	12	108	1 261	766	495	-	-	-	32	295	177
Genel	<b>A</b>	<b>37</b>	<b>631</b>	<b>20 522</b>	<b>10 327</b>	<b>10 195</b>	<b>4</b>	<b>50</b>	<b>60</b>	<b>159</b>	<b>1 765</b>	<b>2 261</b>
	B	37	597	20 363	10 256	10 107	4	50	60	152	1 765	2 261
	C	-	34	159	71	88	-	-	-	7	-	-
Mesleki ve teknik	<b>A</b>	<b>97</b>	<b>1 055</b>	<b>23 862</b>	<b>13 117</b>	<b>10 745</b>	-	-	-	<b>305</b>	<b>5 117</b>	<b>3 192</b>
	B	85	981	22 760	12 422	10 338	-	-	-	280	4 822	3 015
	C	12	74	1 102	695	407	-	-	-	25	295	177
<b>TR333 Kütahya</b>	<b>A</b>	<b>120</b>	<b>1 482</b>	<b>37 598</b>	<b>19 613</b>	<b>17 985</b>	<b>3</b>	<b>33</b>	<b>49</b>	<b>391</b>	<b>4 893</b>	<b>4 106</b>
	B	114	1 433	37 030	19 286	17 744	3	33	49	378	4 786	4 048
	C	6	49	568	327	241	-	-	-	13	107	58
Genel	<b>A</b>	<b>35</b>	<b>549</b>	<b>17 898</b>	<b>8 848</b>	<b>9 050</b>	<b>3</b>	<b>33</b>	<b>49</b>	<b>136</b>	<b>1 687</b>	<b>1 734</b>
	B	35	527	17 760	8 769	8 991	3	33	49	131	1 681	1 733
	C	-	22	138	79	59	-	-	-	5	6	1
Mesleki ve teknik	<b>A</b>	<b>85</b>	<b>933</b>	<b>19 700</b>	<b>10 765</b>	<b>8 935</b>	-	-	-	<b>255</b>	<b>3 206</b>	<b>2 372</b>
	B	79	906	19 270	10 517	8 753	-	-	-	247	3 105	2 315
	C	6	27	430	248	182	-	-	-	8	101	57

## 2.12 Number of schools, divisions and students in secondary education by grade and settlement place according to Statistical Regions Level 3 (continued)

[Beginning of the educational year 2013/'14]

A. Total B. City C. Village

Sınıflara Göre Öğrenci - Students by Grade												SR Level 3
2. sınıf Grade 2			3. sınıf Grade 3			7. dönem ( 4. sınıf ) 7th semester ( Grade 4)			Açıköğretim Lisesi Open secondary education			
Şube Division	Erkek Males	Kadın Females	Şube Division	Erkek Males	Kadın Females	Şube Division	Erkek Males	Kadın Females	Erkek Males	Kadın Females		
<b>2 207</b>	<b>22 756</b>	<b>23 411</b>	<b>2 020</b>	<b>20 059</b>	<b>21 550</b>	<b>2 112</b>	<b>19 419</b>	<b>20 800</b>	<b>35 476</b>	<b>26 086</b>	<b>A</b>	
2 123	22 011	22 603	1 945	19 408	20 909	2 035	18 884	20 148	35 476	26 086	B	
84	745	808	75	651	641	77	535	652	-	-	C	
<b>988</b>	<b>9 383</b>	<b>11 282</b>	<b>1 023</b>	<b>9 393</b>	<b>12 009</b>	<b>1 040</b>	<b>9 327</b>	<b>11 926</b>	<b>27 173</b>	<b>19 490</b>	<b>A</b>	
941	9 031	10 852	978	9 084	11 581	994	9 056	11 535	27 173	19 490	B	
47	352	430	45	309	428	46	271	391	-	-	C	
<b>1 219</b>	<b>13 373</b>	<b>12 129</b>	<b>997</b>	<b>10 666</b>	<b>9 541</b>	<b>1 072</b>	<b>10 092</b>	<b>8 874</b>	<b>8 303</b>	<b>6 596</b>	<b>A</b>	
1 182	12 980	11 751	967	10 324	9 328	1 041	9 828	8 613	8 303	6 596	B	
37	393	378	30	342	213	31	264	261	-	-	C	
<b>595</b>	<b>6 049</b>	<b>6 140</b>	<b>577</b>	<b>5 165</b>	<b>5 688</b>	<b>585</b>	<b>4 681</b>	<b>5 327</b>	<b>6 785</b>	<b>5 542</b>	<b>A</b>	
550	5 719	5 770	536	4 885	5 340	547	4 475	5 002	6 785	5 542	B	
45	330	370	41	280	348	38	206	325	-	-	C	
<b>305</b>	<b>2 700</b>	<b>3 448</b>	<b>323</b>	<b>2 621</b>	<b>3 411</b>	<b>325</b>	<b>2 392</b>	<b>3 278</b>	<b>5 914</b>	<b>4 746</b>	<b>A</b>	
276	2 501	3 176	297	2 455	3 159	300	2 250	3 031	5 914	4 746	B	
29	199	272	26	166	252	25	142	247	-	-	C	
<b>290</b>	<b>3 349</b>	<b>2 692</b>	<b>254</b>	<b>2 544</b>	<b>2 277</b>	<b>260</b>	<b>2 289</b>	<b>2 049</b>	<b>871</b>	<b>796</b>	<b>A</b>	
274	3 218	2 594	239	2 430	2 181	247	2 225	1 971	871	796	B	
16	131	98	15	114	96	13	64	78	-	-	C	
<b>598</b>	<b>6 201</b>	<b>6 589</b>	<b>597</b>	<b>5 121</b>	<b>5 614</b>	<b>568</b>	<b>4 834</b>	<b>5 198</b>	<b>5 966</b>	<b>5 183</b>	<b>A</b>	
538	5 654	6 073	536	4 674	5 190	508	4 419	4 756	5 966	5 183	B	
60	547	516	61	447	424	60	415	442	-	-	C	
<b>297</b>	<b>2 739</b>	<b>3 463</b>	<b>294</b>	<b>2 430</b>	<b>3 186</b>	<b>300</b>	<b>2 333</b>	<b>2 899</b>	<b>5 245</b>	<b>4 257</b>	<b>A</b>	
260	2 445	3 156	258	2 191	2 906	262	2 107	2 613	5 245	4 257	B	
37	294	307	36	239	280	38	226	286	-	-	C	
<b>301</b>	<b>3 462</b>	<b>3 126</b>	<b>303</b>	<b>2 691</b>	<b>2 428</b>	<b>268</b>	<b>2 501</b>	<b>2 299</b>	<b>721</b>	<b>926</b>	<b>A</b>	
278	3 209	2 917	278	2 483	2 284	246	2 312	2 143	721	926	B	
23	253	209	25	208	144	22	189	156	-	-	C	
<b>472</b>	<b>5 052</b>	<b>5 111</b>	<b>446</b>	<b>4 496</b>	<b>4 483</b>	<b>451</b>	<b>4 104</b>	<b>4 224</b>	<b>7 265</b>	<b>5 065</b>	<b>A</b>	
370	3 929	4 119	349	3 417	3 560	368	3 244	3 496	7 265	5 065	B	
102	1 123	992	97	1 079	923	83	860	728	-	-	C	
<b>231</b>	<b>2 234</b>	<b>2 908</b>	<b>234</b>	<b>2 225</b>	<b>2 759</b>	<b>252</b>	<b>2 002</b>	<b>2 621</b>	<b>6 495</b>	<b>4 502</b>	<b>A</b>	
181	1 694	2 227	183	1 682	2 124	205	1 601	2 077	6 495	4 502	B	
50	540	681	51	543	635	47	401	544	-	-	C	
<b>241</b>	<b>2 818</b>	<b>2 203</b>	<b>212</b>	<b>2 271</b>	<b>1 724</b>	<b>199</b>	<b>2 102</b>	<b>1 603</b>	<b>770</b>	<b>563</b>	<b>A</b>	
189	2 235	1 892	166	1 735	1 436	163	1 643	1 419	770	563	B	
52	583	311	46	536	288	36	459	184	-	-	C	
<b>817</b>	<b>8 453</b>	<b>8 614</b>	<b>781</b>	<b>7 725</b>	<b>7 564</b>	<b>779</b>	<b>7 010</b>	<b>7 203</b>	<b>7 900</b>	<b>7 648</b>	<b>A</b>	
767	8 054	8 125	732	7 356	7 154	729	6 659	6 795	7 900	7 648	B	
50	399	489	49	369	410	50	351	408	-	-	C	
<b>336</b>	<b>3 260</b>	<b>4 334</b>	<b>344</b>	<b>3 184</b>	<b>3 941</b>	<b>351</b>	<b>2 905</b>	<b>3 919</b>	<b>5 994</b>	<b>5 584</b>	<b>A</b>	
304	2 982	3 981	313	2 905	3 640	321	2 660	3 609	5 994	5 584	B	
32	278	353	31	279	301	30	245	310	-	-	C	
<b>481</b>	<b>5 193</b>	<b>4 280</b>	<b>437</b>	<b>4 541</b>	<b>3 623</b>	<b>428</b>	<b>4 105</b>	<b>3 284</b>	<b>1 906</b>	<b>2 064</b>	<b>A</b>	
463	5 072	4 144	419	4 451	3 514	408	3 999	3 186	1 906	2 064	B	
18	121	136	18	90	109	20	106	98	-	-	C	
<b>436</b>	<b>4 224</b>	<b>4 301</b>	<b>393</b>	<b>3 706</b>	<b>3 692</b>	<b>389</b>	<b>3 337</b>	<b>3 324</b>	<b>5 245</b>	<b>4 110</b>	<b>A</b>	
409	4 033	4 208	368	3 556	3 579	365	3 207	3 212	5 245	4 110	B	
27	191	93	25	150	113	24	130	112	-	-	C	
<b>161</b>	<b>1 387</b>	<b>1 817</b>	<b>151</b>	<b>1 295</b>	<b>1 479</b>	<b>156</b>	<b>1 135</b>	<b>1 494</b>	<b>4 695</b>	<b>3 084</b>	<b>A</b>	
152	1 382	1 809	142	1 268	1 442	147	1 096	1 451	4 695	3 084	B	
9	5	8	9	27	37	9	39	43	-	-	C	
<b>275</b>	<b>2 837</b>	<b>2 484</b>	<b>242</b>	<b>2 411</b>	<b>2 213</b>	<b>233</b>	<b>2 202</b>	<b>1 830</b>	<b>550</b>	<b>1 026</b>	<b>A</b>	
257	2 651	2 399	226	2 288	2 137	218	2 111	1 761	550	1 026	B	
18	186	85	16	123	76	15	91	69	-	-	C	
<b>393</b>	<b>3 943</b>	<b>3 562</b>	<b>357</b>	<b>3 415</b>	<b>3 204</b>	<b>338</b>	<b>3 168</b>	<b>2 991</b>	<b>4 161</b>	<b>4 073</b>	<b>A</b>	
379	3 856	3 496	343	3 339	3 127	330	3 111	2 951	4 161	4 073	B	
14	87	66	14	76	77	8	57	40	-	-	C	
<b>148</b>	<b>1 438</b>	<b>1 510</b>	<b>138</b>	<b>1 416</b>	<b>1 408</b>	<b>124</b>	<b>1 192</b>	<b>1 242</b>	<b>3 082</b>	<b>3 107</b>	<b>A</b>	
141	1 404	1 483	132	1 399	1 391	120	1 170	1 228	3 082	3 107	B	
7	34	27	6	17	17	4	22	14	-	-	C	
<b>245</b>	<b>2 505</b>	<b>2 052</b>	<b>219</b>	<b>1 999</b>	<b>1 796</b>	<b>214</b>	<b>1 976</b>	<b>1 749</b>	<b>1 079</b>	<b>966</b>	<b>A</b>	
238	2 452	2 013	211	1 940	1 736	210	1 941	1 723	1 079	966	B	
7	53	39	8	59	60	4	35	26	-	-	C	

## 2.12 İstatistik Bölge Birimleri Sınıflaması 3. düzey, yerleşim yeri ve sınıflara göre ortaöğretimde okul, şube ve öğrenci sayısı (devam)

[2013/'14 Öğretim yılı başı]

A. Toplam

B. Şehir

C. Köy

İBBS 3. Düzey	Okul School	Şube Division	Toplam - Total			Sınıflara Göre Öğrenci - Students by Grade			1. sınıf Grade 1			
			Toplam Total	Erkek Males	Kadın Females	Hazırlık sınıfı Preparatory class			Şube Division	Erkek Males	Kadın Females	
						Öğrenci - Students						
						Şube Division	Erkek Males	Kadın Females				
TR334 Uşak	A	53	847	22 485	11 259	11 226	-	-	-	217	3 099	2 726
	B	52	835	22 399	11 205	11 194	-	-	-	214	3 080	2 718
	C	1	12	86	54	32	-	-	-	3	19	8
Genel	A	22	438	13 843	6 336	7 507	-	-	-	98	1 178	1 494
	B	22	435	13 824	6 323	7 501	-	-	-	98	1 178	1 494
	C	-	3	19	13	6	-	-	-	-	-	-
Mesleki ve teknik	A	31	409	8 642	4 923	3 719	-	-	-	119	1 921	1 232
	B	30	400	8 575	4 882	3 693	-	-	-	116	1 902	1 224
	C	1	9	67	41	26	-	-	-	3	19	8
TR411 Bursa	A	357	6 447	184 724	96 772	87 952	4	55	56	1 822	25 392	20 506
	B	346	6 342	182 893	95 494	87 399	2	24	35	1 784	24 904	20 251
	C	11	105	1 831	1 278	553	2	31	21	38	488	255
Genel	A	99	2 321	78 632	37 972	40 660	4	55	56	603	6 214	6 518
	B	94	2 260	77 600	37 180	40 420	2	24	35	590	6 018	6 456
	C	5	61	1 032	792	240	2	31	21	13	196	62
Mesleki ve teknik	A	258	4 126	106 092	58 800	47 292	-	-	-	1 219	19 178	13 988
	B	252	4 082	105 293	58 314	46 979	-	-	-	1 194	18 886	13 795
	C	6	44	799	486	313	-	-	-	25	292	193
TR412 Eskişehir	A	124	1 904	50 784	26 606	24 178	4	36	82	479	6 586	5 735
	B	122	1 876	50 269	26 276	23 993	4	36	82	474	6 471	5 706
	C	2	28	515	330	185	-	-	-	5	115	29
Genel	A	45	944	26 894	12 293	14 601	4	36	82	220	2 504	3 020
	B	44	926	26 547	12 060	14 487	4	36	82	217	2 427	3 008
	C	1	18	347	233	114	-	-	-	3	77	12
Mesleki ve teknik	A	79	960	23 890	14 313	9 577	-	-	-	259	4 082	2 715
	B	78	950	23 722	14 216	9 506	-	-	-	257	4 044	2 698
	C	1	10	168	97	71	-	-	-	2	38	17
TR413 Bilecik	A	55	590	13 439	7 016	6 423	-	-	-	150	1 884	1 605
	B	55	590	13 439	7 016	6 423	-	-	-	150	1 884	1 605
	C	-	-	-	-	-	-	-	-	-	-	-
Genel	A	13	236	6 293	3 058	3 235	-	-	-	55	588	658
	B	13	236	6 293	3 058	3 235	-	-	-	55	588	658
	C	-	-	-	-	-	-	-	-	-	-	-
Mesleki ve teknik	A	42	354	7 146	3 958	3 188	-	-	-	95	1 296	947
	B	42	354	7 146	3 958	3 188	-	-	-	95	1 296	947
	C	-	-	-	-	-	-	-	-	-	-	-
TR421 Kocaeli	A	249	4 084	126 237	66 706	59 531	7	62	74	1 151	17 246	14 271
	B	219	3 713	118 258	61 911	56 347	3	32	44	1 046	15 643	13 361
	C	30	371	7 979	4 795	3 184	4	30	30	105	1 603	910
Genel	A	83	1 722	60 935	30 922	30 013	7	62	74	465	6 365	5 896
	B	75	1 578	58 176	29 463	28 713	3	32	44	422	5 857	5 519
	C	8	144	2 759	1 459	1 300	4	30	30	43	508	377
Mesleki ve teknik	A	166	2 362	65 302	35 784	29 518	-	-	-	686	10 881	8 375
	B	144	2 135	60 082	32 448	27 634	-	-	-	624	9 786	7 842
	C	22	227	5 220	3 336	1 884	-	-	-	62	1 095	533
TR422 Sakarya	A	147	2 174	66 169	33 837	32 332	5	49	87	591	9 013	7 226
	B	140	2 123	65 453	33 270	32 183	5	49	87	576	8 797	7 176
	C	7	51	716	567	149	-	-	-	15	216	50
Genel	A	48	897	29 146	13 278	15 868	5	49	87	250	3 006	3 220
	B	48	885	29 002	13 203	15 799	5	49	87	247	3 001	3 217
	C	-	12	144	75	69	-	-	-	3	5	3
Mesleki ve teknik	A	99	1 277	37 023	20 559	16 464	-	-	-	341	6 007	4 006
	B	92	1 238	36 451	20 067	16 384	-	-	-	329	5 796	3 959
	C	7	39	572	492	80	-	-	-	12	211	47
TR423 Düzce	A	59	884	25 044	12 760	12 284	-	-	-	243	3 646	2 884
	B	55	845	24 419	12 424	11 995	-	-	-	234	3 533	2 821
	C	4	39	625	336	289	-	-	-	9	113	63
Genel	A	19	363	11 172	5 280	5 892	-	-	-	98	1 054	1 095
	B	16	337	10 761	5 061	5 700	-	-	-	93	996	1 062
	C	3	26	411	219	192	-	-	-	5	58	33
Mesleki ve teknik	A	40	521	13 872	7 480	6 392	-	-	-	145	2 592	1 789
	B	39	508	13 658	7 363	6 295	-	-	-	141	2 537	1 759
	C	1	13	214	117	97	-	-	-	4	55	30



## 2.12 Number of schools, divisions and students in secondary education by grade and settlement place according to Statistical Regions Level 3 (continued)

[Beginning of the educational year 2013/'14]

A. Total B. City C. Village

Sınıflara Göre Öğrenci - Students by Grade												SR Level 3
2. sınıf Grade 2			3. sınıf Grade 3			7. dönem ( 4. sınıf ) 7th semester ( Grade 4)			Açıköğretim Lisesi Open secondary education			
Şube Division	Erkek Males	Kadın Females	Şube Division	Erkek Males	Kadın Females	Şube Division	Erkek Males	Kadın Females	Erkek Males	Kadın Females		
<b>221</b>	<b>2 041</b>	<b>2 239</b>	<b>206</b>	<b>1 924</b>	<b>2 060</b>	<b>203</b>	<b>1 701</b>	<b>1 785</b>	<b>2 494</b>	<b>2 416</b>	<b>A</b>	Uşak TR334
217	2 031	2 232	203	1 906	2 053	201	1 694	1 775	2 494	2 416	B	
4	10	7	3	18	7	2	7	10	-	-	C	
<b>109</b>	<b>965</b>	<b>1 372</b>	<b>118</b>	<b>1 009</b>	<b>1 332</b>	<b>113</b>	<b>973</b>	<b>1 223</b>	<b>2 211</b>	<b>2 086</b>	<b>A</b>	General
108	965	1 372	117	999	1 329	112	970	1 220	2 211	2 086	B	
1	-	-	1	10	3	1	3	3	-	-	C	
<b>112</b>	<b>1 076</b>	<b>867</b>	<b>88</b>	<b>915</b>	<b>728</b>	<b>90</b>	<b>728</b>	<b>562</b>	<b>283</b>	<b>330</b>	<b>A</b>	Vocational and technical
109	1 066	860	86	907	724	89	724	555	283	330	B	
3	10	7	2	8	4	1	4	7	-	-	C	
<b>1 671</b>	<b>18 714</b>	<b>18 015</b>	<b>1 486</b>	<b>16 096</b>	<b>16 153</b>	<b>1 464</b>	<b>15 177</b>	<b>15 056</b>	<b>21 338</b>	<b>18 166</b>	<b>A</b>	Bursa TR411
1 651	18 456	17 923	1 462	15 814	16 038	1 443	14 958	14 986	21 338	18 166	B	
20	258	92	24	282	115	21	219	70	-	-	C	
<b>594</b>	<b>6 138</b>	<b>6 981</b>	<b>561</b>	<b>6 038</b>	<b>7 270</b>	<b>559</b>	<b>5 943</b>	<b>7 166</b>	<b>13 584</b>	<b>12 669</b>	<b>A</b>	General
581	5 952	6 940	545	5 845	7 203	542	5 757	7 117	13 584	12 669	B	
13	186	41	16	193	67	17	186	49	-	-	C	
<b>1 077</b>	<b>12 576</b>	<b>11 034</b>	<b>925</b>	<b>10 058</b>	<b>8 883</b>	<b>905</b>	<b>9 234</b>	<b>7 890</b>	<b>7 754</b>	<b>5 497</b>	<b>A</b>	Vocational and technical
1 070	12 504	10 983	917	9 969	8 835	901	9 201	7 869	7 754	5 497	B	
7	72	51	8	89	48	4	33	21	-	-	C	
<b>490</b>	<b>5 460</b>	<b>5 015</b>	<b>465</b>	<b>4 950</b>	<b>4 621</b>	<b>466</b>	<b>4 642</b>	<b>4 373</b>	<b>4 932</b>	<b>4 352</b>	<b>A</b>	Eskişehir TR412
483	5 397	4 963	457	4 865	4 570	458	4 575	4 320	4 932	4 352	B	
7	63	52	8	85	51	8	67	53	-	-	C	
<b>246</b>	<b>2 246</b>	<b>2 913</b>	<b>241</b>	<b>2 113</b>	<b>2 818</b>	<b>233</b>	<b>2 022</b>	<b>2 623</b>	<b>3 372</b>	<b>3 145</b>	<b>A</b>	General
242	2 202	2 884	235	2 049	2 778	228	1 974	2 590	3 372	3 145	B	
4	44	29	6	64	40	5	48	33	-	-	C	
<b>244</b>	<b>3 214</b>	<b>2 102</b>	<b>224</b>	<b>2 837</b>	<b>1 803</b>	<b>233</b>	<b>2 620</b>	<b>1 750</b>	<b>1 560</b>	<b>1 207</b>	<b>A</b>	Vocational and technical
241	3 195	2 079	222	2 816	1 792	230	2 601	1 730	1 560	1 207	B	
3	19	23	2	21	11	3	19	20	-	-	C	
<b>144</b>	<b>1 505</b>	<b>1 310</b>	<b>147</b>	<b>1 266</b>	<b>1 255</b>	<b>149</b>	<b>1 209</b>	<b>1 236</b>	<b>1 152</b>	<b>1 017</b>	<b>A</b>	Bilecik TR413
144	1 505	1 310	147	1 266	1 255	149	1 209	1 236	1 152	1 017	B	
-	-	-	-	-	-	-	-	-	-	-	C	
<b>57</b>	<b>511</b>	<b>544</b>	<b>60</b>	<b>470</b>	<b>604</b>	<b>64</b>	<b>482</b>	<b>589</b>	<b>1 007</b>	<b>840</b>	<b>A</b>	General
57	511	544	60	470	604	64	482	589	1 007	840	B	
-	-	-	-	-	-	-	-	-	-	-	C	
<b>87</b>	<b>994</b>	<b>766</b>	<b>87</b>	<b>796</b>	<b>651</b>	<b>85</b>	<b>727</b>	<b>647</b>	<b>145</b>	<b>177</b>	<b>A</b>	Vocational and technical
87	994	766	87	796	651	85	727	647	145	177	B	
-	-	-	-	-	-	-	-	-	-	-	C	
<b>1 065</b>	<b>11 598</b>	<b>11 062</b>	<b>929</b>	<b>9 829</b>	<b>9 870</b>	<b>932</b>	<b>9 472</b>	<b>9 470</b>	<b>18 499</b>	<b>14 784</b>	<b>A</b>	Kocaeli TR421
976	10 421	10 262	841	8 775	9 127	847	8 541	8 769	18 499	14 784	B	
89	1 177	800	88	1 054	743	85	931	701	-	-	C	
<b>438</b>	<b>4 720</b>	<b>4 964</b>	<b>400</b>	<b>4 202</b>	<b>4 768</b>	<b>412</b>	<b>4 277</b>	<b>4 839</b>	<b>11 296</b>	<b>9 472</b>	<b>A</b>	General
406	4 367	4 661	368	3 894	4 479	379	4 017	4 538	11 296	9 472	B	
32	353	303	32	308	289	33	260	301	-	-	C	
<b>627</b>	<b>6 878</b>	<b>6 098</b>	<b>529</b>	<b>5 627</b>	<b>5 102</b>	<b>520</b>	<b>5 195</b>	<b>4 631</b>	<b>7 203</b>	<b>5 312</b>	<b>A</b>	Vocational and technical
570	6 054	5 601	473	4 881	4 648	468	4 524	4 231	7 203	5 312	B	
57	824	497	56	746	454	52	671	400	-	-	C	
<b>559</b>	<b>6 201</b>	<b>6 009</b>	<b>523</b>	<b>5 519</b>	<b>5 259</b>	<b>496</b>	<b>5 055</b>	<b>5 050</b>	<b>8 000</b>	<b>8 701</b>	<b>A</b>	Sakarya TR422
548	6 071	5 983	511	5 406	5 223	483	4 947	5 013	8 000	8 701	B	
11	130	26	12	113	36	13	108	37	-	-	C	
<b>214</b>	<b>2 104</b>	<b>2 423</b>	<b>217</b>	<b>2 129</b>	<b>2 305</b>	<b>211</b>	<b>1 988</b>	<b>2 297</b>	<b>4 002</b>	<b>5 536</b>	<b>A</b>	General
210	2 078	2 400	215	2 108	2 281	208	1 965	2 278	4 002	5 536	B	
4	26	23	2	21	24	3	23	19	-	-	C	
<b>345</b>	<b>4 097</b>	<b>3 586</b>	<b>306</b>	<b>3 390</b>	<b>2 954</b>	<b>285</b>	<b>3 067</b>	<b>2 753</b>	<b>3 998</b>	<b>3 165</b>	<b>A</b>	Vocational and technical
338	3 993	3 583	296	3 298	2 942	275	2 982	2 735	3 998	3 165	B	
7	104	3	10	92	12	10	85	18	-	-	C	
<b>228</b>	<b>2 351</b>	<b>2 188</b>	<b>208</b>	<b>2 080</b>	<b>2 028</b>	<b>205</b>	<b>1 877</b>	<b>1 926</b>	<b>2 806</b>	<b>3 258</b>	<b>A</b>	Düzce TR423
218	2 265	2 110	198	2 009	1 950	195	1 811	1 856	2 806	3 258	B	
10	86	78	10	71	78	10	66	70	-	-	C	
<b>91</b>	<b>806</b>	<b>944</b>	<b>87</b>	<b>767</b>	<b>951</b>	<b>87</b>	<b>747</b>	<b>861</b>	<b>1 906</b>	<b>2 041</b>	<b>A</b>	General
84	740	895	80	720	896	80	699	806	1 906	2 041	B	
7	66	49	7	47	55	7	48	55	-	-	C	
<b>137</b>	<b>1 545</b>	<b>1 244</b>	<b>121</b>	<b>1 313</b>	<b>1 077</b>	<b>118</b>	<b>1 130</b>	<b>1 065</b>	<b>900</b>	<b>1 217</b>	<b>A</b>	Vocational and technical
134	1 525	1 215	118	1 289	1 054	115	1 112	1 050	900	1 217	B	
3	20	29	3	24	23	3	18	15	-	-	C	

## 2.12 İstatistik Bölge Birimleri Sınıflaması 3. düzey, yerleşim yeri ve sınıflara göre ortaöğretimde okul, şube ve öğrenci sayısı (devam)

[2013/'14 Öğretim yılı başı]

A. Toplam B. Şehir C. Köy

İBBS 3. Düzey	Okul School	Şube Division	Toplam - Total			Sınıflara Göre Öğrenci - Students by Grade			1. sınıf Grade 1			
			Öğrenci - Students			Hazırlık sınıfı Preparatory class						
			Toplam Total	Erkek Males	Kadın Females	Şube Division	Erkek Males	Kadın Females	Şube Division	Erkek Males	Kadın Females	
TR424 Bolu	A	56	733	18 781	9 931	8 850	-	-	-	184	2 511	1 994
	B	55	727	18 700	9 892	8 808	-	-	-	181	2 497	1 983
	C	1	6	81	39	42	-	-	-	3	14	11
Genel	A	13	297	8 832	3 907	4 925	-	-	-	67	769	906
	B	13	293	8 776	3 882	4 894	-	-	-	66	769	906
	C	-	4	56	25	31	-	-	-	1	-	-
Mesleki ve teknik	A	43	436	9 949	6 024	3 925	-	-	-	117	1 742	1 088
	B	42	434	9 924	6 010	3 914	-	-	-	115	1 728	1 077
	C	1	2	25	14	11	-	-	-	2	14	11
TR425 Yalova	A	37	548	15 050	7 905	7 145	-	-	-	148	2 178	1 693
	B	31	456	12 794	6 570	6 224	-	-	-	124	1 783	1 410
	C	6	92	2 256	1 335	921	-	-	-	24	395	283
Genel	A	11	241	7 967	4 028	3 939	-	-	-	58	813	888
	B	8	186	6 472	3 350	3 122	-	-	-	44	614	635
	C	3	55	1 495	678	817	-	-	-	14	199	253
Mesleki ve teknik	A	26	307	7 083	3 877	3 206	-	-	-	90	1 365	805
	B	23	270	6 322	3 220	3 102	-	-	-	80	1 169	775
	C	3	37	761	657	104	-	-	-	10	196	30
TR510 Ankara	A	698	12 063	354 883	185 561	169 322	22	245	297	3 496	47 571	41 056
	B	677	11 856	351 070	183 717	167 353	22	245	297	3 444	46 929	40 532
	C	21	207	3 813	1 844	1 969	-	-	-	52	642	524
Genel	A	250	5 857	197 994	100 096	97 898	20	241	288	1 504	16 704	17 184
	B	240	5 706	195 158	98 749	96 409	20	241	288	1 470	16 336	16 852
	C	10	151	2 836	1 347	1 489	-	-	-	34	368	332
Mesleki ve teknik	A	448	6 206	156 889	85 465	71 424	2	4	9	1 992	30 867	23 872
	B	437	6 150	155 912	84 968	70 944	2	4	9	1 974	30 593	23 680
	C	11	56	977	497	480	-	-	-	18	274	192
TR521 Konya	A	336	5 177	148 510	76 184	72 326	5	41	69	1 540	20 127	17 384
	B	303	4 857	144 159	73 954	70 205	5	41	69	1 443	19 268	16 789
	C	33	320	4 351	2 230	2 121	-	-	-	97	859	595
Genel	A	91	2 036	68 716	35 671	33 045	5	41	69	537	5 053	5 271
	B	88	1 880	66 377	34 600	31 777	5	41	69	502	4 856	5 037
	C	3	156	2 339	1 071	1 268	-	-	-	35	197	234
Mesleki ve teknik	A	245	3 141	79 794	40 513	39 281	-	-	-	1 003	15 074	12 113
	B	215	2 977	77 782	39 354	38 428	-	-	-	941	14 412	11 752
	C	30	164	2 012	1 159	853	-	-	-	62	662	361
TR522 Karaman	A	49	672	18 838	9 280	9 558	2	20	36	196	2 478	2 324
	B	45	636	18 421	9 096	9 325	2	20	36	185	2 402	2 259
	C	4	36	417	184	233	-	-	-	11	76	65
Genel	A	17	393	11 593	5 644	5 949	2	20	36	98	960	1 131
	B	17	362	11 302	5 523	5 779	2	20	36	92	947	1 129
	C	-	31	291	121	170	-	-	-	6	13	2
Mesleki ve teknik	A	32	279	7 245	3 636	3 609	-	-	-	98	1 518	1 193
	B	28	274	7 119	3 573	3 546	-	-	-	93	1 455	1 130
	C	4	5	126	63	63	-	-	-	5	63	63
TR611 Antalya	A	272	4 772	149 508	77 255	72 253	4	54	63	1 419	20 393	16 522
	B	235	4 251	138 970	71 668	67 302	4	54	63	1 260	18 350	14 927
	C	37	521	10 538	5 587	4 951	-	-	-	159	2 043	1 595
Genel	A	112	2 348	89 113	45 715	43 398	4	54	63	665	8 244	8 597
	B	94	2 006	82 088	42 420	39 668	4	54	63	568	7 170	7 466
	C	18	342	7 025	3 295	3 730	-	-	-	97	1 074	1 131
Mesleki ve teknik	A	160	2 424	60 395	31 540	28 855	-	-	-	754	12 149	7 925
	B	141	2 245	56 882	29 248	27 634	-	-	-	692	11 180	7 461
	C	19	179	3 513	2 292	1 221	-	-	-	62	969	464
TR612 Isparta	A	109	1 246	28 326	14 405	13 921	2	27	30	304	3 966	3 499
	B	108	1 235	28 122	14 295	13 827	2	27	30	302	3 939	3 486
	C	1	11	204	110	94	-	-	-	2	27	13
Genel	A	31	529	13 932	6 631	7 301	2	27	30	119	1 339	1 509
	B	30	518	13 728	6 521	7 207	2	27	30	117	1 312	1 496
	C	1	11	204	110	94	-	-	-	2	27	13
Mesleki ve teknik	A	78	717	14 394	7 774	6 620	-	-	-	185	2 627	1 990
	B	78	717	14 394	7 774	6 620	-	-	-	185	2 627	1 990
	C	-	-	-	-	-	-	-	-	-	-	-

## 2.12 Number of schools, divisions and students in secondary education by grade and settlement place according to Statistical Regions Level 3 (continued)

[Beginning of the educational year 2013/'14]

A. Total			B. City			C. Village						
Sınıflara Göre Öğrenci - Students by Grade												
2. sınıf Grade 2			3. sınıf Grade 3			7. dönem ( 4. sınıf ) 7th semester ( Grade 4)			Açıköğretim Lisesi Open secondary education			
Şube Division	Erkek Males	Kadın Females	Şube Division	Erkek Males	Kadın Females	Şube Division	Erkek Males	Kadın Females	Erkek Males	Kadın Females		SR Level 3
<b>175</b>	<b>1 951</b>	<b>1 799</b>	<b>183</b>	<b>1 847</b>	<b>1 651</b>	<b>191</b>	<b>1 872</b>	<b>1 597</b>	<b>1 750</b>	<b>1 809</b>	<b>A</b>	Bolu TR424
174	1 943	1 786	182	1 836	1 644	190	1 866	1 586	1 750	1 809	B	
1	8	13	1	11	7	1	6	11	-	-	C	
<b>71</b>	<b>637</b>	<b>942</b>	<b>77</b>	<b>648</b>	<b>896</b>	<b>82</b>	<b>635</b>	<b>894</b>	<b>1 218</b>	<b>1 287</b>	<b>A</b>	General
70	629	929	76	637	889	81	629	883	1 218	1 287	B	
1	8	13	1	11	7	1	6	11	-	-	C	
<b>104</b>	<b>1 314</b>	<b>857</b>	<b>106</b>	<b>1 199</b>	<b>755</b>	<b>109</b>	<b>1 237</b>	<b>703</b>	<b>532</b>	<b>522</b>	<b>A</b>	Vocational and technical
104	1 314	857	106	1 199	755	109	1 237	703	532	522	B	
-	-	-	-	-	-	-	-	-	-	-	C	
<b>135</b>	<b>1 406</b>	<b>1 293</b>	<b>132</b>	<b>1 303</b>	<b>1 317</b>	<b>133</b>	<b>1 175</b>	<b>1 231</b>	<b>1 843</b>	<b>1 611</b>	<b>A</b>	Yalova TR425
112	1 081	1 088	108	950	1 098	112	913	1 017	1 843	1 611	B	
23	325	205	24	353	219	21	262	214	-	-	C	
<b>57</b>	<b>600</b>	<b>630</b>	<b>63</b>	<b>604</b>	<b>648</b>	<b>63</b>	<b>566</b>	<b>619</b>	<b>1 445</b>	<b>1 154</b>	<b>A</b>	General
44	448	449	49	439	455	49	404	429	1 445	1 154	B	
13	152	181	14	165	193	14	162	190	-	-	C	
<b>78</b>	<b>806</b>	<b>663</b>	<b>69</b>	<b>699</b>	<b>669</b>	<b>70</b>	<b>609</b>	<b>612</b>	<b>398</b>	<b>457</b>	<b>A</b>	Vocational and technical
68	633	639	59	511	643	63	509	588	398	457	B	
10	173	24	10	188	26	7	100	24	-	-	C	
<b>3 101</b>	<b>34 127</b>	<b>34 486</b>	<b>2 743</b>	<b>30 792</b>	<b>31 076</b>	<b>2 701</b>	<b>28 966</b>	<b>29 189</b>	<b>43 860</b>	<b>33 218</b>	<b>A</b>	Ankara TR510
3 050	33 709	33 993	2 692	30 388	30 589	2 648	28 586	28 724	43 860	33 218	B	
51	418	493	51	404	487	53	380	465	-	-	C	
<b>1 449</b>	<b>15 951</b>	<b>17 402</b>	<b>1 437</b>	<b>16 436</b>	<b>18 708</b>	<b>1 447</b>	<b>15 731</b>	<b>18 486</b>	<b>35 033</b>	<b>25 830</b>	<b>A</b>	General
1 409	15 609	17 005	1 399	16 106	18 315	1 408	15 424	18 119	35 033	25 830	B	
40	342	397	38	330	393	39	307	367	-	-	C	
<b>1 652</b>	<b>18 176</b>	<b>17 084</b>	<b>1 306</b>	<b>14 356</b>	<b>12 368</b>	<b>1 254</b>	<b>13 235</b>	<b>10 703</b>	<b>8 827</b>	<b>7 388</b>	<b>A</b>	Vocational and technical
1 641	18 100	16 988	1 293	14 282	12 274	1 240	13 162	10 605	8 827	7 388	B	
11	76	96	13	74	94	14	73	98	-	-	C	
<b>1 363</b>	<b>14 078</b>	<b>13 956</b>	<b>1 176</b>	<b>11 477</b>	<b>11 797</b>	<b>1 093</b>	<b>10 455</b>	<b>10 916</b>	<b>20 006</b>	<b>18 204</b>	<b>A</b>	Konya TR521
1 277	13 512	13 427	1 103	11 078	11 253	1 029	10 049	10 463	20 006	18 204	B	
86	566	529	73	399	544	64	406	453	-	-	C	
<b>480</b>	<b>4 624</b>	<b>5 065</b>	<b>515</b>	<b>4 773</b>	<b>5 269</b>	<b>499</b>	<b>4 549</b>	<b>5 205</b>	<b>16 631</b>	<b>12 166</b>	<b>A</b>	General
437	4 277	4 705	477	4 521	4 918	459	4 274	4 882	16 631	12 166	B	
43	347	360	38	252	351	40	275	323	-	-	C	
<b>883</b>	<b>9 454</b>	<b>8 891</b>	<b>661</b>	<b>6 704</b>	<b>6 528</b>	<b>594</b>	<b>5 906</b>	<b>5 711</b>	<b>3 375</b>	<b>6 038</b>	<b>A</b>	Vocational and technical
840	9 235	8 722	626	6 557	6 335	570	5 775	5 581	3 375	6 038	B	
43	219	169	35	147	193	24	131	130	-	-	C	
<b>173</b>	<b>1 724</b>	<b>1 983</b>	<b>154</b>	<b>1 466</b>	<b>1 593</b>	<b>147</b>	<b>1 264</b>	<b>1 417</b>	<b>2 328</b>	<b>2 205</b>	<b>A</b>	Karaman TR522
165	1 689	1 926	145	1 421	1 529	139	1 236	1 370	2 328	2 205	B	
8	35	57	9	45	64	8	28	47	-	-	C	
<b>102</b>	<b>932</b>	<b>1 122</b>	<b>101</b>	<b>927</b>	<b>1 046</b>	<b>90</b>	<b>790</b>	<b>960</b>	<b>2 015</b>	<b>1 654</b>	<b>A</b>	General
94	897	1 065	92	882	982	82	762	913	2 015	1 654	B	
8	35	57	9	45	64	8	28	47	-	-	C	
<b>71</b>	<b>792</b>	<b>861</b>	<b>53</b>	<b>539</b>	<b>547</b>	<b>57</b>	<b>474</b>	<b>457</b>	<b>313</b>	<b>551</b>	<b>A</b>	Vocational and technical
71	792	861	53	539	547	57	474	457	313	551	B	
-	-	-	-	-	-	-	-	-	-	-	C	
<b>1 217</b>	<b>13 365</b>	<b>13 686</b>	<b>1 084</b>	<b>11 633</b>	<b>12 374</b>	<b>1 048</b>	<b>10 359</b>	<b>11 139</b>	<b>21 451</b>	<b>18 469</b>	<b>A</b>	Antalya TR611
1 087	12 013	12 360	963	10 444	11 236	937	9 356	10 247	21 451	18 469	B	
130	1 352	1 326	121	1 189	1 138	111	1 003	892	-	-	C	
<b>580</b>	<b>6 522</b>	<b>7 332</b>	<b>558</b>	<b>6 215</b>	<b>7 284</b>	<b>541</b>	<b>5 543</b>	<b>6 753</b>	<b>19 137</b>	<b>13 369</b>	<b>A</b>	General
490	5 636	6 324	476	5 464	6 411	468	4 959	6 035	19 137	13 369	B	
90	886	1 008	82	751	873	73	584	718	-	-	C	
<b>637</b>	<b>6 843</b>	<b>6 354</b>	<b>526</b>	<b>5 418</b>	<b>5 090</b>	<b>507</b>	<b>4 816</b>	<b>4 386</b>	<b>2 314</b>	<b>5 100</b>	<b>A</b>	Vocational and technical
597	6 377	6 036	487	4 980	4 825	469	4 397	4 212	2 314	5 100	B	
40	466	318	39	438	265	38	419	174	-	-	C	
<b>326</b>	<b>2 930</b>	<b>2 902</b>	<b>317</b>	<b>2 613</b>	<b>2 777</b>	<b>297</b>	<b>2 451</b>	<b>2 509</b>	<b>2 418</b>	<b>2 204</b>	<b>A</b>	Isparta TR612
324	2 902	2 883	314	2 585	2 748	293	2 424	2 476	2 418	2 204	B	
2	28	19	3	28	29	4	27	33	-	-	C	
<b>128</b>	<b>1 139</b>	<b>1 330</b>	<b>139</b>	<b>1 160</b>	<b>1 484</b>	<b>141</b>	<b>1 111</b>	<b>1 377</b>	<b>1 855</b>	<b>1 571</b>	<b>A</b>	General
126	1 111	1 311	136	1 132	1 455	137	1 084	1 344	1 855	1 571	B	
2	28	19	3	28	29	4	27	33	-	-	C	
<b>198</b>	<b>1 791</b>	<b>1 572</b>	<b>178</b>	<b>1 453</b>	<b>1 293</b>	<b>156</b>	<b>1 340</b>	<b>1 132</b>	<b>563</b>	<b>633</b>	<b>A</b>	Vocational and technical
198	1 791	1 572	178	1 453	1 293	156	1 340	1 132	563	633	B	
-	-	-	-	-	-	-	-	-	-	-	C	

## 2.12 İstatistik Bölge Birimleri Sınıflaması 3. düzey, yerleşim yeri ve sınıflara göre ortaöğretimde okul, şube ve öğrenci sayısı (devam)

[2013/'14 Öğretim yılı başı]

A. Toplam

B. Şehir

C. Köy

İBBS 3. Düzey	Okul School	Şube Division	Toplam - Total			Sınıflara Göre Öğrenci - Students by Grade			1. sınıf Grade 1			
			Toplam Total	Erkek Males	Kadın Females	Hazırlık sınıfı Preparatory class			Şube Division	Erkek Males	Kadın Females	
						Şube Division	Erkek Males	Kadın Females				
												Öğrenci - Students
<b>TR613 Burdur</b>	<b>A</b>	<b>57</b>	<b>695</b>	<b>15 716</b>	<b>8 020</b>	<b>7 696</b>	<b>2</b>	<b>21</b>	<b>33</b>	<b>184</b>	<b>2 162</b>	<b>1 915</b>
	B	54	674	15 469	7 896	7 573	2	21	33	176	2 112	1 881
	C	3	21	247	124	123	-	-	-	8	50	34
Genel	<b>A</b>	<b>20</b>	<b>336</b>	<b>8 358</b>	<b>3 804</b>	<b>4 554</b>	<b>2</b>	<b>21</b>	<b>33</b>	<b>83</b>	<b>757</b>	<b>1 024</b>
	B	19	317	8 153	3 709	4 444	2	21	33	77	736	1 003
	C	1	19	205	95	110	-	-	-	6	21	21
Mesleki ve teknik	<b>A</b>	<b>37</b>	<b>359</b>	<b>7 358</b>	<b>4 216</b>	<b>3 142</b>	-	-	-	<b>101</b>	<b>1 405</b>	<b>891</b>
	B	35	357	7 316	4 187	3 129	-	-	-	99	1 376	878
	C	2	2	42	29	13	-	-	-	2	29	13
<b>TR621 Adana</b>	<b>A</b>	<b>270</b>	<b>4 686</b>	<b>155 222</b>	<b>81 872</b>	<b>73 350</b>	<b>4</b>	<b>47</b>	<b>66</b>	<b>1 408</b>	<b>23 043</b>	<b>18 493</b>
	B	259	4 583	153 512	80 890	72 622	4	47	66	1 372	22 731	18 292
	C	11	103	1 710	982	728	-	-	-	36	312	201
Genel	<b>A</b>	<b>119</b>	<b>2 667</b>	<b>90 984</b>	<b>44 305</b>	<b>46 679</b>	<b>4</b>	<b>47</b>	<b>66</b>	<b>701</b>	<b>9 861</b>	<b>10 178</b>
	B	118	2 600	89 982	43 835	46 147	4	47	66	682	9 804	10 087
	C	1	67	1 002	470	532	-	-	-	19	57	91
Mesleki ve teknik	<b>A</b>	<b>151</b>	<b>2 019</b>	<b>64 238</b>	<b>37 567</b>	<b>26 671</b>	-	-	-	<b>707</b>	<b>13 182</b>	<b>8 315</b>
	B	141	1 983	63 530	37 055	26 475	-	-	-	690	12 927	8 205
	C	10	36	708	512	196	-	-	-	17	255	110
<b>TR622 Mersin</b>	<b>A</b>	<b>232</b>	<b>4 598</b>	<b>122 654</b>	<b>63 211</b>	<b>59 443</b>	<b>9</b>	<b>79</b>	<b>91</b>	<b>1 437</b>	<b>17 903</b>	<b>14 991</b>
	B	207	4 257	116 037	59 664	56 373	9	79	91	1 349	16 749	14 169
	C	25	341	6 617	3 547	3 070	-	-	-	88	1 154	822
Genel	<b>A</b>	<b>75</b>	<b>2 334</b>	<b>66 672</b>	<b>32 219</b>	<b>34 453</b>	<b>9</b>	<b>79</b>	<b>91</b>	<b>681</b>	<b>6 436</b>	<b>6 572</b>
	B	67	2 129	62 814	30 466	32 348	9	79	91	637	6 023	6 116
	C	8	205	3 858	1 753	2 105	-	-	-	44	413	456
Mesleki ve teknik	<b>A</b>	<b>157</b>	<b>2 264</b>	<b>55 982</b>	<b>30 992</b>	<b>24 990</b>	-	-	-	<b>756</b>	<b>11 467</b>	<b>8 419</b>
	B	140	2 128	53 223	29 198	24 025	-	-	-	712	10 726	8 053
	C	17	136	2 759	1 794	965	-	-	-	44	741	366
<b>TR631 Hatay</b>	<b>A</b>	<b>176</b>	<b>3 218</b>	<b>109 859</b>	<b>58 688</b>	<b>51 171</b>	-	-	-	<b>1 010</b>	<b>17 622</b>	<b>12 833</b>
	B	141	2 872	93 942	49 800	44 142	-	-	-	904	14 401	10 551
	C	35	346	15 917	8 888	7 029	-	-	-	106	3 221	2 282
Genel	<b>A</b>	<b>73</b>	<b>1 701</b>	<b>56 162</b>	<b>27 946</b>	<b>28 216</b>	-	-	-	<b>453</b>	<b>5 005</b>	<b>5 441</b>
	B	59	1 461	47 564	24 096	23 468	-	-	-	391	3 832	4 093
	C	14	240	8 598	3 850	4 748	-	-	-	62	1 173	1 348
Mesleki ve teknik	<b>A</b>	<b>103</b>	<b>1 517</b>	<b>53 697</b>	<b>30 742</b>	<b>22 955</b>	-	-	-	<b>557</b>	<b>12 617</b>	<b>7 392</b>
	B	82	1 411	46 378	25 704	20 674	-	-	-	513	10 569	6 458
	C	21	106	7 319	5 038	2 281	-	-	-	44	2 048	934
<b>TR632 Kahramanmaraş</b>	<b>A</b>	<b>143</b>	<b>2 527</b>	<b>76 732</b>	<b>41 228</b>	<b>35 504</b>	-	-	-	<b>765</b>	<b>12 545</b>	<b>9 391</b>
	B	118	2 253	71 698	38 001	33 697	-	-	-	698	11 256	8 825
	C	25	274	5 034	3 227	1 807	-	-	-	67	1 289	566
Genel	<b>A</b>	<b>44</b>	<b>1 283</b>	<b>39 080</b>	<b>20 418</b>	<b>18 662</b>	-	-	-	<b>319</b>	<b>3 002</b>	<b>2 809</b>
	B	44	1 211	37 557	19 676	17 881	-	-	-	316	3 002	2 809
	C	-	72	1 523	742	781	-	-	-	3	-	-
Mesleki ve teknik	<b>A</b>	<b>99</b>	<b>1 244</b>	<b>37 652</b>	<b>20 810</b>	<b>16 842</b>	-	-	-	<b>446</b>	<b>9 543</b>	<b>6 582</b>
	B	74	1 042	34 141	18 325	15 816	-	-	-	382	8 254	6 016
	C	25	202	3 511	2 485	1 026	-	-	-	64	1 289	566
<b>TR633 Osmaniye</b>	<b>A</b>	<b>84</b>	<b>1 574</b>	<b>38 835</b>	<b>20 162</b>	<b>18 673</b>	<b>4</b>	<b>47</b>	<b>69</b>	<b>462</b>	<b>5 831</b>	<b>4 854</b>
	B	82	1 552	38 470	19 961	18 509	4	47	69	452	5 759	4 808
	C	2	22	365	201	164	-	-	-	10	72	46
Genel	<b>A</b>	<b>30</b>	<b>760</b>	<b>18 703</b>	<b>9 056</b>	<b>9 647</b>	<b>4</b>	<b>47</b>	<b>69</b>	<b>200</b>	<b>1 890</b>	<b>2 016</b>
	B	30	743	18 442	8 918	9 524	4	47	69	195	1 881	2 011
	C	-	17	261	138	123	-	-	-	5	9	5
Mesleki ve teknik	<b>A</b>	<b>54</b>	<b>814</b>	<b>20 132</b>	<b>11 106</b>	<b>9 026</b>	-	-	-	<b>262</b>	<b>3 941</b>	<b>2 838</b>
	B	52	809	20 028	11 043	8 985	-	-	-	257	3 878	2 797
	C	2	5	104	63	41	-	-	-	5	63	41
<b>TR711 Kırkkale</b>	<b>A</b>	<b>59</b>	<b>868</b>	<b>20 537</b>	<b>10 811</b>	<b>9 726</b>	-	-	-	<b>243</b>	<b>2 837</b>	<b>2 429</b>
	B	56	841	20 063	10 597	9 466	-	-	-	233	2 745	2 331
	C	3	27	474	214	260	-	-	-	10	92	98
Genel	<b>A</b>	<b>18</b>	<b>424</b>	<b>9 465</b>	<b>4 484</b>	<b>4 981</b>	-	-	-	<b>112</b>	<b>832</b>	<b>1 018</b>
	B	18	416	9 406	4 459	4 947	-	-	-	110	831	1 018
	C	-	8	59	25	34	-	-	-	2	1	-
Mesleki ve teknik	<b>A</b>	<b>41</b>	<b>444</b>	<b>11 072</b>	<b>6 327</b>	<b>4 745</b>	-	-	-	<b>131</b>	<b>2 005</b>	<b>1 411</b>
	B	38	425	10 657	6 138	4 519	-	-	-	123	1 914	1 313
	C	3	19	415	189	226	-	-	-	8	91	98

## 2.12 Number of schools, divisions and students in secondary education by grade and settlement place according to Statistical Regions Level 3 (continued)

[Beginning of the educational year 2013/'14]

A. Total B. City C. Village

Sınıflara Göre Öğrenci - Students by Grade												SR Level 3
2. sınıf Grade 2			3. sınıf Grade 3			7. dönem ( 4. sınıf ) 7th semester ( Grade 4)			Açıköğretim Lisesi Open secondary education			
Şube Division	Erkek Males	Kadın Females	Şube Division	Erkek Males	Kadın Females	Şube Division	Erkek Males	Kadın Females	Erkek Males	Kadın Females		
<b>169</b>	<b>1 640</b>	<b>1 626</b>	<b>173</b>	<b>1 563</b>	<b>1 568</b>	<b>167</b>	<b>1 431</b>	<b>1 413</b>	<b>1 203</b>	<b>1 141</b>	<b>A</b>	Burdur TR613
165	1 612	1 596	169	1 540	1 539	162	1 408	1 383	1 203	1 141	B	
4	28	30	4	23	29	5	23	30	-	-	C	
<b>77</b>	<b>674</b>	<b>890</b>	<b>89</b>	<b>720</b>	<b>944</b>	<b>85</b>	<b>626</b>	<b>817</b>	<b>1 006</b>	<b>846</b>	<b>A</b>	General
73	646	860	85	697	915	80	603	787	1 006	846	B	
4	28	30	4	23	29	5	23	30	-	-	C	
<b>92</b>	<b>966</b>	<b>736</b>	<b>84</b>	<b>843</b>	<b>624</b>	<b>82</b>	<b>805</b>	<b>596</b>	<b>197</b>	<b>295</b>	<b>A</b>	Vocational and technical
92	966	736	84	843	624	82	805	596	197	295	B	
-	-	-	-	-	-	-	-	-	-	-	C	
<b>1 159</b>	<b>15 144</b>	<b>14 960</b>	<b>1 046</b>	<b>13 144</b>	<b>13 180</b>	<b>1 069</b>	<b>12 169</b>	<b>12 402</b>	<b>18 325</b>	<b>14 249</b>	<b>A</b>	Adana TR621
1 135	14 916	14 745	1 024	12 921	13 006	1 048	11 950	12 264	18 325	14 249	B	
24	228	215	22	223	174	21	219	138	-	-	C	
<b>639</b>	<b>7 693</b>	<b>9 095</b>	<b>645</b>	<b>7 609</b>	<b>8 865</b>	<b>678</b>	<b>7 458</b>	<b>8 967</b>	<b>11 637</b>	<b>9 508</b>	<b>A</b>	General
624	7 574	8 939	628	7 452	8 707	662	7 321	8 840	11 637	9 508	B	
15	119	156	17	157	158	16	137	127	-	-	C	
<b>520</b>	<b>7 451</b>	<b>5 865</b>	<b>401</b>	<b>5 535</b>	<b>4 315</b>	<b>391</b>	<b>4 711</b>	<b>3 435</b>	<b>6 688</b>	<b>4 741</b>	<b>A</b>	Vocational and technical
511	7 342	5 806	396	5 469	4 299	386	4 629	3 424	6 688	4 741	B	
9	109	59	5	66	16	5	82	11	-	-	C	
<b>1 190</b>	<b>11 755</b>	<b>11 859</b>	<b>1 023</b>	<b>10 494</b>	<b>10 662</b>	<b>939</b>	<b>9 885</b>	<b>10 051</b>	<b>13 095</b>	<b>11 789</b>	<b>A</b>	Mersin TR622
1 106	10 899	11 056	932	9 640	9 871	861	9 202	9 397	13 095	11 789	B	
84	856	803	91	854	791	78	683	654	-	-	C	
<b>581</b>	<b>5 310</b>	<b>6 481</b>	<b>539</b>	<b>5 510</b>	<b>6 468</b>	<b>524</b>	<b>5 444</b>	<b>6 398</b>	<b>9 440</b>	<b>8 443</b>	<b>A</b>	General
529	4 867	5 890	483	5 031	5 903	471	5 026	5 905	9 440	8 443	B	
52	443	591	56	479	565	53	418	493	-	-	C	
<b>609</b>	<b>6 445</b>	<b>5 378</b>	<b>484</b>	<b>4 984</b>	<b>4 194</b>	<b>415</b>	<b>4 441</b>	<b>3 653</b>	<b>3 655</b>	<b>3 346</b>	<b>A</b>	Vocational and technical
577	6 032	5 166	449	4 609	3 968	390	4 176	3 492	3 655	3 346	B	
32	413	212	35	375	226	25	265	161	-	-	C	
<b>788</b>	<b>11 098</b>	<b>10 405</b>	<b>691</b>	<b>9 029</b>	<b>9 221</b>	<b>729</b>	<b>8 702</b>	<b>8 373</b>	<b>12 237</b>	<b>10 339</b>	<b>A</b>	Hatay TR631
699	8 964	8 559	617	7 099	7 671	652	7 099	7 022	12 237	10 339	B	
89	2 134	1 846	74	1 930	1 550	77	1 603	1 351	-	-	C	
<b>408</b>	<b>4 241</b>	<b>4 792</b>	<b>384</b>	<b>4 222</b>	<b>4 915</b>	<b>456</b>	<b>4 560</b>	<b>4 820</b>	<b>9 918</b>	<b>8 248</b>	<b>A</b>	General
345	3 273	3 568	329	3 304	3 743	396	3 769	3 816	9 918	8 248	B	
63	968	1 224	55	918	1 172	60	791	1 004	-	-	C	
<b>380</b>	<b>6 857</b>	<b>5 613</b>	<b>307</b>	<b>4 807</b>	<b>4 306</b>	<b>273</b>	<b>4 142</b>	<b>3 553</b>	<b>2 319</b>	<b>2 091</b>	<b>A</b>	Vocational and technical
354	5 691	4 991	288	3 795	3 928	256	3 330	3 206	2 319	2 091	B	
26	1 166	622	19	1 012	378	17	812	347	-	-	C	
<b>616</b>	<b>7 392</b>	<b>7 601</b>	<b>543</b>	<b>6 797</b>	<b>6 161</b>	<b>603</b>	<b>5 896</b>	<b>5 605</b>	<b>8 598</b>	<b>6 746</b>	<b>A</b>	Kahramanmaraş TR632
542	6 678	7 109	477	6 173	5 771	536	5 296	5 246	8 598	6 746	B	
74	714	492	66	624	390	67	600	359	-	-	C	
<b>306</b>	<b>3 255</b>	<b>3 566</b>	<b>299</b>	<b>3 753</b>	<b>3 630</b>	<b>359</b>	<b>3 398</b>	<b>3 571</b>	<b>7 010</b>	<b>5 086</b>	<b>A</b>	General
282	3 017	3 251	278	3 502	3 384	335	3 145	3 351	7 010	5 086	B	
24	238	315	21	251	246	24	253	220	-	-	C	
<b>310</b>	<b>4 137</b>	<b>4 035</b>	<b>244</b>	<b>3 044</b>	<b>2 531</b>	<b>244</b>	<b>2 498</b>	<b>2 034</b>	<b>1 588</b>	<b>1 660</b>	<b>A</b>	Vocational and technical
260	3 661	3 858	199	2 671	2 387	201	2 151	1 895	1 588	1 660	B	
50	476	177	45	373	144	43	347	139	-	-	C	
<b>398</b>	<b>4 120</b>	<b>4 106</b>	<b>365</b>	<b>3 616</b>	<b>3 698</b>	<b>345</b>	<b>3 487</b>	<b>3 226</b>	<b>3 061</b>	<b>2 720</b>	<b>A</b>	Osmaniye TR633
394	4 082	4 072	361	3 569	3 650	341	3 443	3 190	3 061	2 720	B	
4	38	34	4	47	48	4	44	36	-	-	C	
<b>186</b>	<b>1 666</b>	<b>1 979</b>	<b>187</b>	<b>1 704</b>	<b>1 971</b>	<b>183</b>	<b>1 647</b>	<b>1 776</b>	<b>2 102</b>	<b>1 836</b>	<b>A</b>	General
182	1 628	1 945	183	1 657	1 923	179	1 603	1 740	2 102	1 836	B	
4	38	34	4	47	48	4	44	36	-	-	C	
<b>212</b>	<b>2 454</b>	<b>2 127</b>	<b>178</b>	<b>1 912</b>	<b>1 727</b>	<b>162</b>	<b>1 840</b>	<b>1 450</b>	<b>959</b>	<b>884</b>	<b>A</b>	Vocational and technical
212	2 454	2 127	178	1 912	1 727	162	1 840	1 450	959	884	B	
-	-	-	-	-	-	-	-	-	-	-	C	
<b>217</b>	<b>2 029</b>	<b>2 062</b>	<b>210</b>	<b>1 931</b>	<b>1 901</b>	<b>198</b>	<b>1 875</b>	<b>1 781</b>	<b>2 139</b>	<b>1 553</b>	<b>A</b>	Kırıkkale TR711
208	1 961	1 985	206	1 904	1 858	194	1 848	1 739	2 139	1 553	B	
9	68	77	4	27	43	4	27	42	-	-	C	
<b>97</b>	<b>777</b>	<b>910</b>	<b>110</b>	<b>869</b>	<b>920</b>	<b>105</b>	<b>859</b>	<b>954</b>	<b>1 147</b>	<b>1 179</b>	<b>A</b>	General
95	777	908	108	859	904	103	845	938	1 147	1 179	B	
2	-	2	2	10	16	2	14	16	-	-	C	
<b>120</b>	<b>1 252</b>	<b>1 152</b>	<b>100</b>	<b>1 062</b>	<b>981</b>	<b>93</b>	<b>1 016</b>	<b>827</b>	<b>992</b>	<b>374</b>	<b>A</b>	Vocational and technical
113	1 184	1 077	98	1 045	954	91	1 003	801	992	374	B	
7	68	75	2	17	27	2	13	26	-	-	C	

## 2.12 İstatistik Bölge Birimleri Sınıflaması 3. düzey, yerleşim yeri ve sınıflara göre ortaöğretimde okul, şube ve öğrenci sayısı (devam)

[2013/'14 Öğretim yılı başı]

İBBS 3. Düzey	A. Toplam	B. Şehir	C. Köy	Sınıflara Göre Öğrenci - Students by Grade								
				Toplam - Total			Hazırlık sınıfı Preparatory class			1. sınıf Grade 1		
				Okul School	Şube Division	Öğrenci - Students Total	Şube Division	Erkek Males	Kadın Females	Şube Division	Erkek Males	Kadın Females
<b>TR712 Aksaray</b>	<b>A</b>	<b>68</b>	<b>822</b>	<b>25 671</b>	<b>13 161</b>	<b>12 510</b>	<b>4</b>	<b>53</b>	<b>64</b>	<b>249</b>	<b>3 594</b>	<b>3 033</b>
	B	52	690	23 651	12 182	11 469	4	53	64	197	3 146	2 733
	C	16	132	2 020	979	1 041	-	-	-	52	448	300
Genel	<b>A</b>	<b>23</b>	<b>431</b>	<b>14 464</b>	<b>6 926</b>	<b>7 538</b>	<b>4</b>	<b>53</b>	<b>64</b>	<b>112</b>	<b>1 105</b>	<b>1 273</b>
	B	22	327	13 070	6 312	6 758	4	53	64	83	993	1 214
	C	1	104	1 394	614	780	-	-	-	29	112	59
Mesleki ve teknik	<b>A</b>	<b>45</b>	<b>391</b>	<b>11 207</b>	<b>6 235</b>	<b>4 972</b>	-	-	-	<b>137</b>	<b>2 489</b>	<b>1 760</b>
	B	30	363	10 581	5 870	4 711	-	-	-	114	2 153	1 519
	C	15	28	626	365	261	-	-	-	23	336	241
<b>TR713 Niğde</b>	<b>A</b>	<b>62</b>	<b>856</b>	<b>23 273</b>	<b>12 005</b>	<b>11 268</b>	-	-	-	<b>262</b>	<b>3 656</b>	<b>3 009</b>
	B	56	788	22 218	11 418	10 800	-	-	-	242	3 391	2 880
	C	6	68	1 055	587	468	-	-	-	20	265	129
Genel	<b>A</b>	<b>20</b>	<b>416</b>	<b>12 358</b>	<b>5 978</b>	<b>6 380</b>	-	-	-	<b>124</b>	<b>1 078</b>	<b>1 357</b>
	B	20	379	11 969	5 770	6 199	-	-	-	119	1 070	1 350
	C	-	37	389	208	181	-	-	-	5	8	7
Mesleki ve teknik	<b>A</b>	<b>42</b>	<b>440</b>	<b>10 915</b>	<b>6 027</b>	<b>4 888</b>	-	-	-	<b>138</b>	<b>2 578</b>	<b>1 652</b>
	B	36	409	10 249	5 648	4 601	-	-	-	123	2 321	1 530
	C	6	31	666	379	287	-	-	-	15	257	122
<b>TR714 Nevşehir</b>	<b>A</b>	<b>63</b>	<b>727</b>	<b>18 157</b>	<b>9 254</b>	<b>8 903</b>	-	-	-	<b>205</b>	<b>2 571</b>	<b>2 304</b>
	B	56	674	17 362	8 849	8 513	-	-	-	189	2 430	2 203
	C	7	53	795	405	390	-	-	-	16	141	101
Genel	<b>A</b>	<b>22</b>	<b>320</b>	<b>9 594</b>	<b>4 718</b>	<b>4 876</b>	-	-	-	<b>78</b>	<b>914</b>	<b>1 014</b>
	B	16	273	8 905	4 402	4 503	-	-	-	64	819	921
	C	6	47	689	316	373	-	-	-	14	95	93
Mesleki ve teknik	<b>A</b>	<b>41</b>	<b>407</b>	<b>8 563</b>	<b>4 536</b>	<b>4 027</b>	-	-	-	<b>127</b>	<b>1 657</b>	<b>1 290</b>
	B	40	401	8 457	4 447	4 010	-	-	-	125	1 611	1 282
	C	1	6	106	89	17	-	-	-	2	46	8
<b>TR715 Kırşehir</b>	<b>A</b>	<b>53</b>	<b>649</b>	<b>16 166</b>	<b>8 635</b>	<b>7 531</b>	<b>2</b>	<b>33</b>	<b>27</b>	<b>164</b>	<b>2 327</b>	<b>1 906</b>
	B	53	649	16 166	8 635	7 531	2	33	27	164	2 327	1 906
	C	-	-	-	-	-	-	-	-	-	-	-
Genel	<b>A</b>	<b>17</b>	<b>306</b>	<b>8 760</b>	<b>4 362</b>	<b>4 398</b>	<b>2</b>	<b>33</b>	<b>27</b>	<b>70</b>	<b>861</b>	<b>933</b>
	B	17	306	8 760	4 362	4 398	2	33	27	70	861	933
	C	-	-	-	-	-	-	-	-	-	-	-
Mesleki ve teknik	<b>A</b>	<b>36</b>	<b>343</b>	<b>7 406</b>	<b>4 273</b>	<b>3 133</b>	-	-	-	<b>94</b>	<b>1 466</b>	<b>973</b>
	B	36	343	7 406	4 273	3 133	-	-	-	94	1 466	973
	C	-	-	-	-	-	-	-	-	-	-	-
<b>TR721 Kayseri</b>	<b>A</b>	<b>206</b>	<b>3 271</b>	<b>96 911</b>	<b>50 466</b>	<b>46 445</b>	<b>3</b>	<b>32</b>	<b>51</b>	<b>1 010</b>	<b>14 272</b>	<b>11 906</b>
	B	191	3 108	93 695	48 903	44 792	3	32	51	958	13 687	11 437
	C	15	163	3 216	1 563	1 653	-	-	-	52	585	469
Genel	<b>A</b>	<b>64</b>	<b>1 515</b>	<b>52 821</b>	<b>26 156</b>	<b>26 665</b>	<b>3</b>	<b>32</b>	<b>51</b>	<b>399</b>	<b>4 718</b>	<b>5 038</b>
	B	59	1 386	50 323	24 964	25 359	3	32	51	368	4 428	4 782
	C	5	129	2 498	1 192	1 306	-	-	-	31	290	256
Mesleki ve teknik	<b>A</b>	<b>142</b>	<b>1 756</b>	<b>44 090</b>	<b>24 310</b>	<b>19 780</b>	-	-	-	<b>611</b>	<b>9 554</b>	<b>6 868</b>
	B	132	1 722	43 372	23 939	19 433	-	-	-	590	9 259	6 655
	C	10	34	718	371	347	-	-	-	21	295	213
<b>TR722 Sivas</b>	<b>A</b>	<b>120</b>	<b>1 738</b>	<b>45 752</b>	<b>24 271</b>	<b>21 481</b>	-	-	-	<b>548</b>	<b>6 848</b>	<b>5 502</b>
	B	116	1 686	45 070	23 903	21 167	-	-	-	526	6 678	5 389
	C	4	52	682	368	314	-	-	-	22	170	113
Genel	<b>A</b>	<b>38</b>	<b>868</b>	<b>25 071</b>	<b>12 584</b>	<b>12 487</b>	-	-	-	<b>238</b>	<b>2 079</b>	<b>2 360</b>
	B	37	841	24 766	12 467	12 299	-	-	-	230	2 053	2 315
	C	1	27	305	117	188	-	-	-	8	26	45
Mesleki ve teknik	<b>A</b>	<b>82</b>	<b>870</b>	<b>20 681</b>	<b>11 687</b>	<b>8 994</b>	-	-	-	<b>310</b>	<b>4 769</b>	<b>3 142</b>
	B	79	845	20 304	11 436	8 868	-	-	-	296	4 625	3 074
	C	3	25	377	251	126	-	-	-	14	144	68
<b>TR723 Yozgat</b>	<b>A</b>	<b>116</b>	<b>1 365</b>	<b>32 371</b>	<b>16 829</b>	<b>15 542</b>	-	-	-	<b>354</b>	<b>4 632</b>	<b>3 893</b>
	B	107	1 295	31 553	16 381	15 172	-	-	-	339	4 497	3 815
	C	9	70	818	448	370	-	-	-	15	135	78
Genel	<b>A</b>	<b>30</b>	<b>591</b>	<b>15 857</b>	<b>7 848</b>	<b>8 009</b>	-	-	-	<b>140</b>	<b>1 383</b>	<b>1 640</b>
	B	30	578	15 824	7 829	7 995	-	-	-	137	1 383	1 640
	C	-	13	33	19	14	-	-	-	3	-	-
Mesleki ve teknik	<b>A</b>	<b>86</b>	<b>774</b>	<b>16 514</b>	<b>8 981</b>	<b>7 533</b>	-	-	-	<b>214</b>	<b>3 249</b>	<b>2 253</b>
	B	77	717	15 729	8 552	7 177	-	-	-	202	3 114	2 175
	C	9	57	785	429	356	-	-	-	12	135	78

## 2.12 Number of schools, divisions and students in secondary education by grade and settlement place according to Statistical Regions Level 3 (continued)

[Beginning of the educational year 2013/'14]

A. Total B. City C. Village

Sınıflara Göre Öğrenci - Students by Grade												SR Level 3
2. sınıf Grade 2			3. sınıf Grade 3			7. dönem ( 4. sınıf ) 7th semester ( Grade 4)			Açıköğretim Lisesi Open secondary education			
Şube Division	Erkek Males	Kadın Females	Şube Division	Erkek Males	Kadın Females	Şube Division	Erkek Males	Kadın Females	Erkek Males	Kadın Females		
<b>193</b>	<b>2 304</b>	<b>2 458</b>	<b>188</b>	<b>1 968</b>	<b>2 115</b>	<b>188</b>	<b>1 798</b>	<b>1 776</b>	<b>3 444</b>	<b>3 064</b>	<b>A</b>	Aksaray TR712
166	2 091	2 167	161	1 808	1 858	162	1 640	1 583	3 444	3 064	B	
27	213	291	27	160	257	26	158	193	-	-	C	
<b>105</b>	<b>1 014</b>	<b>1 422</b>	<b>103</b>	<b>963</b>	<b>1 299</b>	<b>107</b>	<b>826</b>	<b>1 111</b>	<b>2 965</b>	<b>2 369</b>	<b>A</b>	General
79	810	1 135	78	809	1 050	83	682	926	2 965	2 369	B	
26	204	287	25	154	249	24	144	185	-	-	C	
<b>88</b>	<b>1 290</b>	<b>1 036</b>	<b>85</b>	<b>1 005</b>	<b>816</b>	<b>81</b>	<b>972</b>	<b>665</b>	<b>479</b>	<b>695</b>	<b>A</b>	Vocational and technical
87	1 281	1 032	83	999	808	79	958	657	479	695	B	
1	9	4	2	6	8	2	14	8	-	-	C	
<b>215</b>	<b>2 325</b>	<b>2 374</b>	<b>186</b>	<b>1 826</b>	<b>2 032</b>	<b>193</b>	<b>1 816</b>	<b>1 834</b>	<b>2 382</b>	<b>2 019</b>	<b>A</b>	Niğde TR713
199	2 217	2 242	171	1 727	1 912	176	1 701	1 747	2 382	2 019	B	
16	108	132	15	99	120	17	115	87	-	-	C	
<b>101</b>	<b>994</b>	<b>1 260</b>	<b>97</b>	<b>903</b>	<b>1 148</b>	<b>94</b>	<b>866</b>	<b>1 027</b>	<b>2 137</b>	<b>1 588</b>	<b>A</b>	General
91	930	1 186	86	830	1 073	83	803	1 002	2 137	1 588	B	
10	64	74	11	73	75	11	63	25	-	-	C	
<b>114</b>	<b>1 331</b>	<b>1 114</b>	<b>89</b>	<b>923</b>	<b>884</b>	<b>99</b>	<b>950</b>	<b>807</b>	<b>245</b>	<b>431</b>	<b>A</b>	Vocational and technical
108	1 287	1 056	85	897	839	93	898	745	245	431	B	
6	44	58	4	26	45	6	52	62	-	-	C	
<b>188</b>	<b>1 973</b>	<b>1 956</b>	<b>169</b>	<b>1 505</b>	<b>1 663</b>	<b>165</b>	<b>1 449</b>	<b>1 458</b>	<b>1 756</b>	<b>1 522</b>	<b>A</b>	Nevşehir TR714
175	1 870	1 842	157	1 427	1 568	153	1 366	1 378	1 756	1 522	B	
13	103	114	12	78	95	12	83	80	-	-	C	
<b>82</b>	<b>825</b>	<b>943</b>	<b>76</b>	<b>664</b>	<b>870</b>	<b>84</b>	<b>686</b>	<b>834</b>	<b>1 629</b>	<b>1 215</b>	<b>A</b>	General
70	741	829	66	603	784	73	610	754	1 629	1 215	B	
12	84	114	10	61	86	11	76	80	-	-	C	
<b>106</b>	<b>1 148</b>	<b>1 013</b>	<b>93</b>	<b>841</b>	<b>793</b>	<b>81</b>	<b>763</b>	<b>624</b>	<b>127</b>	<b>307</b>	<b>A</b>	Vocational and technical
105	1 129	1 013	91	824	784	80	756	624	127	307	B	
1	19	-	2	17	9	1	7	-	-	-	C	
<b>166</b>	<b>1 797</b>	<b>1 648</b>	<b>165</b>	<b>1 573</b>	<b>1 577</b>	<b>152</b>	<b>1 584</b>	<b>1 412</b>	<b>1 321</b>	<b>961</b>	<b>A</b>	Kırşehir TR715
166	1 797	1 648	165	1 573	1 577	152	1 584	1 412	1 321	961	B	
-	-	-	-	-	-	-	-	-	-	-	C	
<b>79</b>	<b>790</b>	<b>905</b>	<b>82</b>	<b>755</b>	<b>923</b>	<b>73</b>	<b>745</b>	<b>793</b>	<b>1 178</b>	<b>817</b>	<b>A</b>	General
79	790	905	82	755	923	73	745	793	1 178	817	B	
-	-	-	-	-	-	-	-	-	-	-	C	
<b>87</b>	<b>1 007</b>	<b>743</b>	<b>83</b>	<b>818</b>	<b>654</b>	<b>79</b>	<b>839</b>	<b>619</b>	<b>143</b>	<b>144</b>	<b>A</b>	Vocational and technical
87	1 007	743	83	818	654	79	839	619	143	144	B	
-	-	-	-	-	-	-	-	-	-	-	C	
<b>786</b>	<b>8 594</b>	<b>9 179</b>	<b>738</b>	<b>7 740</b>	<b>8 084</b>	<b>734</b>	<b>7 406</b>	<b>7 623</b>	<b>12 422</b>	<b>9 602</b>	<b>A</b>	Kayseri TR721
748	8 225	8 694	702	7 403	7 733	697	7 134	7 275	12 422	9 602	B	
38	369	485	36	337	351	37	272	348	-	-	C	
<b>360</b>	<b>3 851</b>	<b>4 823</b>	<b>365</b>	<b>3 960</b>	<b>4 574</b>	<b>388</b>	<b>3 931</b>	<b>4 979</b>	<b>9 664</b>	<b>7 200</b>	<b>A</b>	General
327	3 517	4 398	333	3 641	4 268	355	3 682	4 660	9 664	7 200	B	
33	334	425	32	319	306	33	249	319	-	-	C	
<b>426</b>	<b>4 743</b>	<b>4 356</b>	<b>373</b>	<b>3 780</b>	<b>3 510</b>	<b>346</b>	<b>3 475</b>	<b>2 644</b>	<b>2 758</b>	<b>2 402</b>	<b>A</b>	Vocational and technical
421	4 708	4 296	369	3 762	3 465	342	3 452	2 615	2 758	2 402	B	
5	35	60	4	18	45	4	23	29	-	-	C	
<b>442</b>	<b>4 225</b>	<b>4 442</b>	<b>392</b>	<b>3 921</b>	<b>3 823</b>	<b>356</b>	<b>3 540</b>	<b>3 487</b>	<b>5 737</b>	<b>4 227</b>	<b>A</b>	Sivas TR722
427	4 114	4 335	385	3 882	3 776	348	3 492	3 440	5 737	4 227	B	
15	111	107	7	39	47	8	48	47	-	-	C	
<b>220</b>	<b>1 978</b>	<b>2 338</b>	<b>214</b>	<b>2 037</b>	<b>2 217</b>	<b>196</b>	<b>1 780</b>	<b>2 104</b>	<b>4 710</b>	<b>3 468</b>	<b>A</b>	General
212	1 942	2 277	209	2 011	2 174	190	1 751	2 065	4 710	3 468	B	
8	36	61	5	26	43	6	29	39	-	-	C	
<b>222</b>	<b>2 247</b>	<b>2 104</b>	<b>178</b>	<b>1 884</b>	<b>1 606</b>	<b>160</b>	<b>1 760</b>	<b>1 383</b>	<b>1 027</b>	<b>759</b>	<b>A</b>	Vocational and technical
215	2 172	2 058	176	1 871	1 602	158	1 741	1 375	1 027	759	B	
7	75	46	2	13	4	2	19	8	-	-	C	
<b>357</b>	<b>3 157</b>	<b>3 099</b>	<b>342</b>	<b>2 782</b>	<b>2 794</b>	<b>312</b>	<b>2 550</b>	<b>2 531</b>	<b>3 708</b>	<b>3 225</b>	<b>A</b>	Yozgat TR723
342	3 044	3 013	322	2 689	2 684	292	2 443	2 435	3 708	3 225	B	
15	113	86	20	93	110	20	107	96	-	-	C	
<b>149</b>	<b>1 000</b>	<b>1 311</b>	<b>153</b>	<b>1 104</b>	<b>1 287</b>	<b>149</b>	<b>1 042</b>	<b>1 282</b>	<b>3 319</b>	<b>2 489</b>	<b>A</b>	General
146	989	1 305	149	1 096	1 280	146	1 042	1 281	3 319	2 489	B	
3	11	6	4	8	7	3	1	1	-	-	C	
<b>208</b>	<b>2 157</b>	<b>1 788</b>	<b>189</b>	<b>1 678</b>	<b>1 507</b>	<b>163</b>	<b>1 508</b>	<b>1 249</b>	<b>389</b>	<b>736</b>	<b>A</b>	Vocational and technical
196	2 055	1 708	173	1 593	1 404	146	1 401	1 154	389	736	B	
12	102	80	16	85	103	17	107	95	-	-	C	

## 2.12 İstatistik Bölge Birimleri Sınıflaması 3. düzey, yerleşim yeri ve sınıflara göre ortaöğretimde okul, şube ve öğrenci sayısı (devam)

[2013/'14 Öğretim yılı başı]

A. Toplam B. Şehir C. Köy

İBBS 3. Düzey	Okul School	Şube Division	Toplam - Total			Sınıflara Göre Öğrenci - Students by Grade			1. sınıf Grade 1			
			Toplam Total	Erkek Males	Kadın Females	Hazırlık sınıfı Preparatory class			Şube Division	Erkek Males	Kadın Females	
						Şube Division	Erkek Males	Kadın Females				
<b>TR811 Zonguldak</b>	<b>A</b>	<b>100</b>	<b>1 909</b>	<b>38 110</b>	<b>19 710</b>	<b>18 400</b>	-	-	-	<b>480</b>	<b>5 118</b>	<b>4 244</b>
	B	85	1 567	32 768	17 018	15 750	-	-	-	391	4 200	3 475
	C	15	342	5 342	2 692	2 650	-	-	-	89	918	769
Genel	<b>A</b>	<b>34</b>	<b>887</b>	<b>19 952</b>	<b>8 893</b>	<b>11 059</b>	-	-	-	<b>212</b>	<b>1 767</b>	<b>2 227</b>
	B	31	723	17 333	7 794	9 539	-	-	-	173	1 492	1 880
	C	3	164	2 619	1 099	1 520	-	-	-	39	275	347
Mesleki ve teknik	<b>A</b>	<b>66</b>	<b>1 022</b>	<b>18 158</b>	<b>10 817</b>	<b>7 341</b>	-	-	-	<b>268</b>	<b>3 351</b>	<b>2 017</b>
	B	54	844	15 435	9 224	6 211	-	-	-	218	2 708	1 595
	C	12	178	2 723	1 593	1 130	-	-	-	50	643	422
<b>TR812 Karabük</b>	<b>A</b>	<b>47</b>	<b>606</b>	<b>14 855</b>	<b>7 737</b>	<b>7 118</b>	-	-	-	<b>160</b>	<b>2 009</b>	<b>1 650</b>
	B	45	588	14 635	7 617	7 018	-	-	-	155	1 970	1 620
	C	2	18	220	120	100	-	-	-	5	39	30
Genel	<b>A</b>	<b>17</b>	<b>266</b>	<b>8 172</b>	<b>3 953</b>	<b>4 219</b>	-	-	-	<b>65</b>	<b>799</b>	<b>879</b>
	B	17	257	8 086	3 903	4 183	-	-	-	63	796	879
	C	-	9	86	50	36	-	-	-	2	3	-
Mesleki ve teknik	<b>A</b>	<b>30</b>	<b>340</b>	<b>6 683</b>	<b>3 784</b>	<b>2 899</b>	-	-	-	<b>95</b>	<b>1 210</b>	<b>771</b>
	B	28	331	6 549	3 714	2 835	-	-	-	92	1 174	741
	C	2	9	134	70	64	-	-	-	3	36	30
<b>TR813 Bartın</b>	<b>A</b>	<b>36</b>	<b>484</b>	<b>11 669</b>	<b>5 837</b>	<b>5 832</b>	-	-	-	<b>124</b>	<b>1 700</b>	<b>1 431</b>
	B	29	414	10 375	5 162	5 213	-	-	-	105	1 390	1 210
	C	7	70	1 294	675	619	-	-	-	19	310	221
Genel	<b>A</b>	<b>8</b>	<b>153</b>	<b>4 889</b>	<b>2 255</b>	<b>2 634</b>	-	-	-	<b>33</b>	<b>361</b>	<b>447</b>
	B	8	136	4 640	2 143	2 497	-	-	-	33	361	447
	C	-	17	249	112	137	-	-	-	-	-	-
Mesleki ve teknik	<b>A</b>	<b>28</b>	<b>331</b>	<b>6 780</b>	<b>3 582</b>	<b>3 198</b>	-	-	-	<b>91</b>	<b>1 339</b>	<b>984</b>
	B	21	278	5 735	3 019	2 716	-	-	-	72	1 029	763
	C	7	53	1 045	563	482	-	-	-	19	310	221
<b>TR821 Kastamonu</b>	<b>A</b>	<b>80</b>	<b>832</b>	<b>21 598</b>	<b>11 018</b>	<b>10 580</b>	-	-	-	<b>216</b>	<b>2 935</b>	<b>2 387</b>
	B	77	810	21 324	10 880	10 444	-	-	-	211	2 874	2 352
	C	3	22	274	138	136	-	-	-	5	61	35
Genel	<b>A</b>	<b>15</b>	<b>300</b>	<b>10 890</b>	<b>4 859</b>	<b>6 031</b>	-	-	-	<b>64</b>	<b>736</b>	<b>990</b>
	B	15	285	10 742	4 798	5 944	-	-	-	63	736	990
	C	-	15	148	61	87	-	-	-	1	-	-
Mesleki ve teknik	<b>A</b>	<b>65</b>	<b>532</b>	<b>10 708</b>	<b>6 159</b>	<b>4 549</b>	-	-	-	<b>152</b>	<b>2 199</b>	<b>1 397</b>
	B	62	525	10 582	6 082	4 500	-	-	-	148	2 138	1 362
	C	3	7	126	77	49	-	-	-	4	61	35
<b>TR822 Çankırı</b>	<b>A</b>	<b>41</b>	<b>467</b>	<b>11 106</b>	<b>5 989</b>	<b>5 117</b>	-	-	-	<b>121</b>	<b>1 534</b>	<b>1 239</b>
	B	41	467	11 106	5 989	5 117	-	-	-	121	1 534	1 239
	C	-	-	-	-	-	-	-	-	-	-	-
Genel	<b>A</b>	<b>11</b>	<b>169</b>	<b>5 119</b>	<b>2 443</b>	<b>2 676</b>	-	-	-	<b>46</b>	<b>456</b>	<b>588</b>
	B	11	169	5 119	2 443	2 676	-	-	-	46	456	588
	C	-	-	-	-	-	-	-	-	-	-	-
Mesleki ve teknik	<b>A</b>	<b>30</b>	<b>298</b>	<b>5 987</b>	<b>3 546</b>	<b>2 441</b>	-	-	-	<b>75</b>	<b>1 078</b>	<b>651</b>
	B	30	298	5 987	3 546	2 441	-	-	-	75	1 078	651
	C	-	-	-	-	-	-	-	-	-	-	-
<b>TR823 Sinop</b>	<b>A</b>	<b>61</b>	<b>555</b>	<b>13 352</b>	<b>6 829</b>	<b>6 523</b>	-	-	-	<b>147</b>	<b>1 729</b>	<b>1 405</b>
	B	59	543	13 152	6 701	6 451	-	-	-	145	1 687	1 385
	C	2	12	200	128	72	-	-	-	2	42	20
Genel	<b>A</b>	<b>14</b>	<b>226</b>	<b>7 326</b>	<b>3 244</b>	<b>4 082</b>	-	-	-	<b>57</b>	<b>602</b>	<b>684</b>
	B	14	226	7 326	3 244	4 082	-	-	-	57	602	684
	C	-	-	-	-	-	-	-	-	-	-	-
Mesleki ve teknik	<b>A</b>	<b>47</b>	<b>329</b>	<b>6 026</b>	<b>3 585</b>	<b>2 441</b>	-	-	-	<b>90</b>	<b>1 127</b>	<b>721</b>
	B	45	317	5 826	3 457	2 369	-	-	-	88	1 085	701
	C	2	12	200	128	72	-	-	-	2	42	20
<b>TR831 Samsun</b>	<b>A</b>	<b>193</b>	<b>3 181</b>	<b>93 669</b>	<b>47 202</b>	<b>46 467</b>	<b>5</b>	<b>16</b>	<b>43</b>	<b>920</b>	<b>12 544</b>	<b>10 805</b>
	B	179	3 051	91 549	45 947	45 602	5	16	43	887	12 114	10 533
	C	14	130	2 120	1 255	865	-	-	-	33	430	272
Genel	<b>A</b>	<b>74</b>	<b>1 536</b>	<b>51 179</b>	<b>23 899</b>	<b>27 280</b>	<b>5</b>	<b>16</b>	<b>43</b>	<b>394</b>	<b>4 327</b>	<b>4 980</b>
	B	69	1 451	49 904	23 120	26 784	5	16	43	377	4 114	4 841
	C	5	85	1 275	779	496	-	-	-	17	213	139
Mesleki ve teknik	<b>A</b>	<b>119</b>	<b>1 645</b>	<b>42 490</b>	<b>23 303</b>	<b>19 187</b>	-	-	-	<b>526</b>	<b>8 217</b>	<b>5 825</b>
	B	110	1 600	41 645	22 827	18 818	-	-	-	510	8 000	5 692
	C	9	45	845	476	369	-	-	-	16	217	133



## 2.12 Number of schools, divisions and students in secondary education by grade and settlement place according to Statistical Regions Level 3 (continued)

[Beginning of the educational year 2013/'14]

A. Total B. City C. Village

Sınıflara Göre Öğrenci - Students by Grade												SR Level 3
2. sınıf Grade 2			3. sınıf Grade 3			7. dönem ( 4. sınıf ) 7th semester ( Grade 4)			Açıköğretim Lisesi Open secondary education			
Şube Division	Erkek Males	Kadın Females	Şube Division	Erkek Males	Kadın Females	Şube Division	Erkek Males	Kadın Females	Erkek Males	Kadın Females		
<b>475</b>	<b>3 912</b>	<b>3 656</b>	<b>469</b>	<b>3 648</b>	<b>3 339</b>	<b>485</b>	<b>3 369</b>	<b>3 150</b>	<b>3 663</b>	<b>4 011</b>		<b>A</b>
387	3 242	2 937	390	3 058	2 754	399	2 855	2 573	3 663	4 011	B	
88	670	719	79	590	585	86	514	577	-	-	C	
<b>210</b>	<b>1 497</b>	<b>1 957</b>	<b>218</b>	<b>1 469</b>	<b>1 969</b>	<b>247</b>	<b>1 477</b>	<b>1 947</b>	<b>2 683</b>	<b>2 959</b>	<b>A</b>	General
172	1 224	1 552	179	1 210	1 592	199	1 185	1 556	2 683	2 959	B	
38	273	405	39	259	377	48	292	391	-	-	C	
<b>265</b>	<b>2 415</b>	<b>1 699</b>	<b>251</b>	<b>2 179</b>	<b>1 370</b>	<b>238</b>	<b>1 892</b>	<b>1 203</b>	<b>980</b>	<b>1 052</b>	<b>A</b>	Vocational and technical
215	2 018	1 385	211	1 848	1 162	200	1 670	1 017	980	1 052	B	
50	397	314	40	331	208	38	222	186	-	-	C	
<b>158</b>	<b>1 550</b>	<b>1 477</b>	<b>141</b>	<b>1 429</b>	<b>1 348</b>	<b>147</b>	<b>1 281</b>	<b>1 286</b>	<b>1 468</b>	<b>1 357</b>	<b>A</b>	Karabük TR812
153	1 518	1 450	137	1 399	1 328	143	1 262	1 263	1 468	1 357	B	
5	32	27	4	30	20	4	19	23	-	-	C	
<b>66</b>	<b>675</b>	<b>810</b>	<b>63</b>	<b>666</b>	<b>740</b>	<b>72</b>	<b>619</b>	<b>731</b>	<b>1 194</b>	<b>1 059</b>	<b>A</b>	General
63	656	796	61	648	729	70	609	720	1 194	1 059	B	
3	19	14	2	18	11	2	10	11	-	-	C	
<b>92</b>	<b>875</b>	<b>667</b>	<b>78</b>	<b>763</b>	<b>608</b>	<b>75</b>	<b>662</b>	<b>555</b>	<b>274</b>	<b>298</b>	<b>A</b>	Vocational and technical
90	862	654	76	751	599	73	653	543	274	298	B	
2	13	13	2	12	9	2	9	12	-	-	C	
<b>118</b>	<b>1 107</b>	<b>1 114</b>	<b>125</b>	<b>1 030</b>	<b>1 063</b>	<b>117</b>	<b>971</b>	<b>974</b>	<b>1 029</b>	<b>1 250</b>	<b>A</b>	Bartın TR813
100	977	950	109	900	934	100	866	869	1 029	1 250	B	
18	130	164	16	130	129	17	105	105	-	-	C	
<b>40</b>	<b>338</b>	<b>432</b>	<b>38</b>	<b>341</b>	<b>430</b>	<b>42</b>	<b>346</b>	<b>422</b>	<b>869</b>	<b>903</b>	<b>A</b>	General
35	314	393	32	292	380	36	307	374	869	903	B	
5	24	39	6	49	50	6	39	48	-	-	C	
<b>78</b>	<b>769</b>	<b>682</b>	<b>87</b>	<b>689</b>	<b>633</b>	<b>75</b>	<b>625</b>	<b>552</b>	<b>160</b>	<b>347</b>	<b>A</b>	Vocational and technical
65	663	557	77	608	554	64	559	495	160	347	B	
13	106	125	10	81	79	11	66	57	-	-	C	
<b>214</b>	<b>2 228</b>	<b>1 952</b>	<b>202</b>	<b>1 950</b>	<b>1 732</b>	<b>200</b>	<b>1 781</b>	<b>1 712</b>	<b>2 124</b>	<b>2 797</b>	<b>A</b>	Kastamonu TR821
208	2 204	1 916	197	1 929	1 703	194	1 749	1 676	2 124	2 797	B	
6	24	36	5	21	29	6	32	36	-	-	C	
<b>76</b>	<b>784</b>	<b>939</b>	<b>76</b>	<b>681</b>	<b>842</b>	<b>84</b>	<b>720</b>	<b>905</b>	<b>1 938</b>	<b>2 355</b>	<b>A</b>	General
72	774	911	72	662	819	78	688	869	1 938	2 355	B	
4	10	28	4	19	23	6	32	36	-	-	C	
<b>138</b>	<b>1 444</b>	<b>1 013</b>	<b>126</b>	<b>1 269</b>	<b>890</b>	<b>116</b>	<b>1 061</b>	<b>807</b>	<b>186</b>	<b>442</b>	<b>A</b>	Vocational and technical
136	1 430	1 005	125	1 267	884	116	1 061	807	186	442	B	
2	14	8	1	2	6	-	-	-	-	-	C	
<b>116</b>	<b>1 121</b>	<b>1 036</b>	<b>119</b>	<b>1 047</b>	<b>986</b>	<b>111</b>	<b>954</b>	<b>910</b>	<b>1 333</b>	<b>946</b>	<b>A</b>	Çankırı TR822
116	1 121	1 036	119	1 047	986	111	954	910	1 333	946	B	
-	-	-	-	-	-	-	-	-	-	-	C	
<b>39</b>	<b>325</b>	<b>454</b>	<b>43</b>	<b>374</b>	<b>471</b>	<b>41</b>	<b>317</b>	<b>447</b>	<b>971</b>	<b>716</b>	<b>A</b>	General
39	325	454	43	374	471	41	317	447	971	716	B	
-	-	-	-	-	-	-	-	-	-	-	C	
<b>77</b>	<b>796</b>	<b>582</b>	<b>76</b>	<b>673</b>	<b>515</b>	<b>70</b>	<b>637</b>	<b>463</b>	<b>362</b>	<b>230</b>	<b>A</b>	Vocational and technical
77	796	582	76	673	515	70	637	463	362	230	B	
-	-	-	-	-	-	-	-	-	-	-	C	
<b>143</b>	<b>1 330</b>	<b>1 236</b>	<b>128</b>	<b>1 163</b>	<b>1 168</b>	<b>137</b>	<b>1 106</b>	<b>1 068</b>	<b>1 501</b>	<b>1 646</b>	<b>A</b>	Sinop TR823
140	1 293	1 217	125	1 140	1 151	133	1 080	1 052	1 501	1 646	B	
3	37	19	3	23	17	4	26	16	-	-	C	
<b>57</b>	<b>520</b>	<b>667</b>	<b>55</b>	<b>449</b>	<b>666</b>	<b>57</b>	<b>418</b>	<b>596</b>	<b>1 255</b>	<b>1 469</b>	<b>A</b>	General
57	520	667	55	449	666	57	418	596	1 255	1 469	B	
-	-	-	-	-	-	-	-	-	-	-	C	
<b>86</b>	<b>810</b>	<b>569</b>	<b>73</b>	<b>714</b>	<b>502</b>	<b>80</b>	<b>688</b>	<b>472</b>	<b>246</b>	<b>177</b>	<b>A</b>	Vocational and technical
83	773	550	70	691	485	76	662	456	246	177	B	
3	37	19	3	23	17	4	26	16	-	-	C	
<b>830</b>	<b>8 617</b>	<b>9 015</b>	<b>718</b>	<b>7 866</b>	<b>7 858</b>	<b>708</b>	<b>7 042</b>	<b>7 474</b>	<b>11 117</b>	<b>11 272</b>	<b>A</b>	Samsun TR831
795	8 321	8 811	686	7 598	7 687	678	6 781	7 256	11 117	11 272	B	
35	296	204	32	268	171	30	261	218	-	-	C	
<b>388</b>	<b>3 521</b>	<b>4 534</b>	<b>360</b>	<b>3 689</b>	<b>4 456</b>	<b>389</b>	<b>3 560</b>	<b>4 494</b>	<b>8 786</b>	<b>8 773</b>	<b>A</b>	General
365	3 347	4 414	337	3 495	4 359	367	3 362	4 354	8 786	8 773	B	
23	174	120	23	194	97	22	198	140	-	-	C	
<b>442</b>	<b>5 096</b>	<b>4 481</b>	<b>358</b>	<b>4 177</b>	<b>3 402</b>	<b>319</b>	<b>3 482</b>	<b>2 980</b>	<b>2 331</b>	<b>2 499</b>	<b>A</b>	Vocational and technical
430	4 974	4 397	349	4 103	3 328	311	3 419	2 902	2 331	2 499	B	
12	122	84	9	74	74	8	63	78	-	-	C	

## 2.12 İstatistik Bölge Birimleri Sınıflaması 3. düzey, yerleşim yeri ve sınıflara göre ortaöğretimde okul, şube ve öğrenci sayısı (devam)

[2013/'14 Öğretim yılı başı]

İBBS 3. Düzey	A. Toplam	B. Şehir	C. Köy	Sınıflara göre öğrenci								
				Toplam - Total			Hazırlık sınıfı			1. sınıf		
				Öğrenci - Students			Preparatory class			Grade 1		
Okul School	Şube Division	Toplam Total	Erkek Males	Kadın Females	Şube Division	Erkek Males	Kadın Females	Şube Division	Erkek Males	Kadın Females		
TR832 Tokat	A	103	1 545	42 937	22 246	20 691	-	-	-	439	6 369	4 975
	B	98	1 503	42 520	21 969	20 551	-	-	-	428	6 238	4 941
	C	5	42	417	277	140	-	-	-	11	131	34
Genel	A	31	676	20 803	10 045	10 758	-	-	-	178	2 079	2 168
	B	31	661	20 736	10 014	10 722	-	-	-	176	2 079	2 168
	C	-	15	67	31	36	-	-	-	2	-	-
Mesleki ve teknik	A	72	869	22 134	12 201	9 933	-	-	-	261	4 290	2 807
	B	67	842	21 784	11 955	9 829	-	-	-	252	4 159	2 773
	C	5	27	350	246	104	-	-	-	9	131	34
TR833 Çorum	A	95	1 514	37 402	19 341	18 061	-	-	-	423	5 309	4 335
	B	93	1 492	37 159	19 180	17 979	-	-	-	418	5 259	4 310
	C	2	22	243	161	82	-	-	-	5	50	25
Genel	A	33	707	20 017	9 687	10 330	-	-	-	185	1 826	1 921
	B	33	704	19 997	9 682	10 315	-	-	-	185	1 826	1 921
	C	-	3	20	5	15	-	-	-	-	-	-
Mesleki ve teknik	A	62	807	17 385	9 654	7 731	-	-	-	238	3 483	2 414
	B	60	788	17 162	9 498	7 664	-	-	-	233	3 433	2 389
	C	2	19	223	156	67	-	-	-	5	50	25
TR834 Amasya	A	74	990	23 655	12 336	11 319	-	-	-	247	3 185	2 747
	B	71	964	23 121	11 926	11 195	-	-	-	239	3 053	2 712
	C	3	26	534	410	124	-	-	-	8	132	35
Genel	A	20	385	11 382	5 476	5 906	-	-	-	92	1 065	1 277
	B	20	377	11 298	5 437	5 861	-	-	-	90	1 065	1 276
	C	-	8	84	39	45	-	-	-	2	-	1
Mesleki ve teknik	A	54	605	12 273	6 860	5 413	-	-	-	155	2 120	1 470
	B	51	587	11 823	6 489	5 334	-	-	-	149	1 988	1 436
	C	3	18	450	371	79	-	-	-	6	132	34
TR901 Trabzon	A	143	2 266	57 731	29 445	28 286	1	41	66	597	7 798	6 398
	B	123	2 021	53 993	27 531	26 462	1	41	66	535	7 210	5 817
	C	20	245	3 738	1 914	1 824	-	-	-	62	588	581
Genel	A	49	1 078	28 397	13 810	14 587	1	41	66	255	2 677	2 901
	B	39	930	26 289	12 807	13 482	1	41	66	225	2 423	2 618
	C	10	148	2 108	1 003	1 105	-	-	-	30	254	283
Mesleki ve teknik	A	94	1 188	29 334	15 635	13 699	-	-	-	342	5 121	3 497
	B	84	1 091	27 704	14 724	12 980	-	-	-	310	4 787	3 199
	C	10	97	1 630	911	719	-	-	-	32	334	298
TR902 Ordu	A	122	1 377	47 883	24 102	23 781	-	-	-	378	6 874	5 959
	B	102	1 180	43 924	22 293	21 631	-	-	-	331	6 250	5 249
	C	20	197	3 959	1 809	2 150	-	-	-	47	624	710
Genel	A	39	506	21 070	9 418	11 652	-	-	-	103	1 747	2 292
	B	34	422	18 795	8 547	10 248	-	-	-	89	1 556	1 885
	C	5	84	2 275	871	1 404	-	-	-	14	191	407
Mesleki ve teknik	A	83	871	26 813	14 684	12 129	-	-	-	275	5 127	3 667
	B	68	758	25 129	13 746	11 383	-	-	-	242	4 694	3 364
	C	15	113	1 684	938	746	-	-	-	33	433	303
TR903 Giresun	A	108	1 286	31 020	16 154	14 866	-	-	-	317	4 302	3 451
	B	105	1 268	30 730	16 013	14 717	-	-	-	312	4 242	3 410
	C	3	18	290	141	149	-	-	-	5	60	41
Genel	A	31	516	14 875	7 040	7 835	-	-	-	124	1 402	1 593
	B	29	503	14 699	6 969	7 730	-	-	-	122	1 395	1 591
	C	2	13	176	71	105	-	-	-	2	7	2
Mesleki ve teknik	A	77	770	16 145	9 114	7 031	-	-	-	193	2 900	1 858
	B	76	765	16 031	9 044	6 987	-	-	-	190	2 847	1 819
	C	1	5	114	70	44	-	-	-	3	53	39
TR904 Rize	A	79	1 136	28 998	15 143	13 855	2	28	32	321	3 963	3 043
	B	75	1 096	28 236	14 734	13 502	-	-	-	310	3 868	2 939
	C	4	40	762	409	353	2	28	32	11	95	104
Genel	A	27	474	13 827	6 463	7 364	2	28	32	131	1 338	1 369
	B	25	446	13 241	6 211	7 030	-	-	-	124	1 279	1 273
	C	2	28	586	252	334	2	28	32	7	59	96
Mesleki ve teknik	A	52	662	15 171	8 680	6 491	-	-	-	190	2 625	1 674
	B	50	650	14 995	8 523	6 472	-	-	-	186	2 589	1 666
	C	2	12	176	157	19	-	-	-	4	36	8

## 2.12 Number of schools, divisions and students in secondary education by grade and settlement place according to Statistical Regions Level 3 (continued)

[Beginning of the educational year 2013/'14]

A. Total			B. City			C. Village						
Students by grade												
2. sınıf Grade 2			3. sınıf Grade 3			7. dönem ( 4. sınıf ) 7th semester ( Grade 4 )			Açıköğretim Lisesi Open secondary education			
Şube Division	Erkek Males	Kadın Females	Şube Division	Erkek Males	Kadın Females	Şube Division	Erkek Males	Kadın Females	Erkek Males	Kadın Females		SR Level 3
<b>388</b>	<b>4 391</b>	<b>4 348</b>	<b>361</b>	<b>3 627</b>	<b>3 739</b>	<b>357</b>	<b>3 303</b>	<b>3 488</b>	<b>4 556</b>	<b>4 141</b>	<b>A</b>	Tokat TR832
376	4 328	4 308	350	3 591	3 702	349	3 256	3 459	4 556	4 141	B	
12	63	40	11	36	37	8	47	29	-	-	C	
<b>157</b>	<b>1 539</b>	<b>1 867</b>	<b>171</b>	<b>1 500</b>	<b>1 857</b>	<b>170</b>	<b>1 483</b>	<b>1 807</b>	<b>3 444</b>	<b>3 059</b>	<b>A</b>	General
153	1 536	1 859	166	1 496	1 847	166	1 459	1 789	3 444	3 059	B	
4	3	8	5	4	10	4	24	18	-	-	C	
<b>231</b>	<b>2 852</b>	<b>2 481</b>	<b>190</b>	<b>2 127</b>	<b>1 882</b>	<b>187</b>	<b>1 820</b>	<b>1 681</b>	<b>1 112</b>	<b>1 082</b>	<b>A</b>	Vocational and technical
223	2 792	2 449	184	2 095	1 855	183	1 797	1 670	1 112	1 082	B	
8	60	32	6	32	27	4	23	11	-	-	C	
<b>374</b>	<b>3 583</b>	<b>3 659</b>	<b>362</b>	<b>3 267</b>	<b>3 040</b>	<b>355</b>	<b>3 032</b>	<b>3 046</b>	<b>4 150</b>	<b>3 981</b>	<b>A</b>	Çorum TR833
370	3 554	3 645	355	3 228	3 023	349	2 989	3 020	4 150	3 981	B	
4	29	14	7	39	17	6	43	26	-	-	C	
<b>166</b>	<b>1 415</b>	<b>1 810</b>	<b>173</b>	<b>1 530</b>	<b>1 718</b>	<b>183</b>	<b>1 510</b>	<b>1 747</b>	<b>3 406</b>	<b>3 134</b>	<b>A</b>	General
165	1 412	1 807	172	1 530	1 712	182	1 508	1 741	3 406	3 134	B	
1	3	3	1	-	6	1	2	6	-	-	C	
<b>208</b>	<b>2 168</b>	<b>1 849</b>	<b>189</b>	<b>1 737</b>	<b>1 322</b>	<b>172</b>	<b>1 522</b>	<b>1 299</b>	<b>744</b>	<b>847</b>	<b>A</b>	Vocational and technical
205	2 142	1 838	183	1 698	1 311	167	1 481	1 279	744	847	B	
3	26	11	6	39	11	5	41	20	-	-	C	
<b>253</b>	<b>2 407</b>	<b>2 315</b>	<b>251</b>	<b>2 419</b>	<b>2 148</b>	<b>239</b>	<b>2 166</b>	<b>2 036</b>	<b>2 159</b>	<b>2 073</b>	<b>A</b>	Amasya TR834
247	2 307	2 293	245	2 333	2 119	233	2 074	1 998	2 159	2 073	B	
6	100	22	6	86	29	6	92	38	-	-	C	
<b>94</b>	<b>911</b>	<b>1 137</b>	<b>102</b>	<b>956</b>	<b>1 089</b>	<b>97</b>	<b>873</b>	<b>972</b>	<b>1 671</b>	<b>1 431</b>	<b>A</b>	General
92	896	1 127	100	945	1 076	95	860	951	1 671	1 431	B	
2	15	10	2	11	13	2	13	21	-	-	C	
<b>159</b>	<b>1 496</b>	<b>1 178</b>	<b>149</b>	<b>1 463</b>	<b>1 059</b>	<b>142</b>	<b>1 293</b>	<b>1 064</b>	<b>488</b>	<b>642</b>	<b>A</b>	Vocational and technical
155	1 411	1 166	145	1 388	1 043	138	1 214	1 047	488	642	B	
4	85	12	4	75	16	4	79	17	-	-	C	
<b>579</b>	<b>5 400</b>	<b>5 430</b>	<b>535</b>	<b>5 109</b>	<b>5 114</b>	<b>554</b>	<b>4 886</b>	<b>4 837</b>	<b>6 211</b>	<b>6 441</b>	<b>A</b>	Trabzon TR901
518	4 920	4 991	472	4 663	4 693	495	4 486	4 454	6 211	6 441	B	
61	480	439	63	446	421	59	400	383	-	-	C	
<b>269</b>	<b>2 236</b>	<b>2 621</b>	<b>266</b>	<b>2 518</b>	<b>2 855</b>	<b>287</b>	<b>2 485</b>	<b>2 741</b>	<b>3 853</b>	<b>3 403</b>	<b>A</b>	General
229	1 969	2 325	225	2 254	2 569	250	2 267	2 501	3 853	3 403	B	
40	267	296	41	264	286	37	218	240	-	-	C	
<b>310</b>	<b>3 164</b>	<b>2 809</b>	<b>269</b>	<b>2 591</b>	<b>2 259</b>	<b>267</b>	<b>2 401</b>	<b>2 096</b>	<b>2 358</b>	<b>3 038</b>	<b>A</b>	Vocational and technical
289	2 951	2 666	247	2 409	2 124	245	2 219	1 953	2 358	3 038	B	
21	213	143	22	182	135	22	182	143	-	-	C	
<b>370</b>	<b>5 039</b>	<b>4 991</b>	<b>312</b>	<b>4 320</b>	<b>4 375</b>	<b>317</b>	<b>4 087</b>	<b>4 247</b>	<b>3 782</b>	<b>4 209</b>	<b>A</b>	Ordu TR902
314	4 621	4 343	267	3 942	3 992	268	3 698	3 838	3 782	4 209	B	
56	418	648	45	378	383	49	389	409	-	-	C	
<b>134</b>	<b>1 652</b>	<b>2 223</b>	<b>126</b>	<b>1 760</b>	<b>2 155</b>	<b>143</b>	<b>1 726</b>	<b>2 244</b>	<b>2 533</b>	<b>2 738</b>	<b>A</b>	General
109	1 437	1 780	106	1 537	1 898	118	1 484	1 947	2 533	2 738	B	
25	215	443	20	223	257	25	242	297	-	-	C	
<b>236</b>	<b>3 387</b>	<b>2 768</b>	<b>186</b>	<b>2 560</b>	<b>2 220</b>	<b>174</b>	<b>2 361</b>	<b>2 003</b>	<b>1 249</b>	<b>1 471</b>	<b>A</b>	Vocational and technical
205	3 184	2 563	161	2 405	2 094	150	2 214	1 891	1 249	1 471	B	
31	203	205	25	155	126	24	147	112	-	-	C	
<b>318</b>	<b>3 175</b>	<b>2 974</b>	<b>320</b>	<b>2 941</b>	<b>2 753</b>	<b>331</b>	<b>3 000</b>	<b>2 766</b>	<b>2 736</b>	<b>2 922</b>	<b>A</b>	Giresun TR903
314	3 154	2 938	316	2 917	2 717	326	2 964	2 730	2 736	2 922	B	
4	21	36	4	24	36	5	36	36	-	-	C	
<b>121</b>	<b>1 114</b>	<b>1 394</b>	<b>132</b>	<b>1 162</b>	<b>1 407</b>	<b>139</b>	<b>1 204</b>	<b>1 389</b>	<b>2 158</b>	<b>2 052</b>	<b>A</b>	General
118	1 102	1 361	129	1 146	1 373	134	1 168	1 353	2 158	2 052	B	
3	12	33	3	16	34	5	36	36	-	-	C	
<b>197</b>	<b>2 061</b>	<b>1 580</b>	<b>188</b>	<b>1 779</b>	<b>1 346</b>	<b>192</b>	<b>1 796</b>	<b>1 377</b>	<b>578</b>	<b>870</b>	<b>A</b>	Vocational and technical
196	2 052	1 577	187	1 771	1 344	192	1 796	1 377	578	870	B	
1	9	3	1	8	2	-	-	-	-	-	C	
<b>284</b>	<b>2 606</b>	<b>2 441</b>	<b>266</b>	<b>2 361</b>	<b>2 321</b>	<b>263</b>	<b>2 126</b>	<b>2 184</b>	<b>4 059</b>	<b>3 834</b>	<b>A</b>	Rize TR904
275	2 509	2 349	255	2 253	2 238	256	2 045	2 142	4 059	3 834	B	
9	97	92	11	108	83	7	81	42	-	-	C	
<b>115</b>	<b>1 093</b>	<b>1 204</b>	<b>115</b>	<b>1 064</b>	<b>1 234</b>	<b>111</b>	<b>901</b>	<b>1 176</b>	<b>2 039</b>	<b>2 349</b>	<b>A</b>	General
108	1 032	1 116	107	995	1 153	107	866	1 139	2 039	2 349	B	
7	61	88	8	69	81	4	35	37	-	-	C	
<b>169</b>	<b>1 513</b>	<b>1 237</b>	<b>151</b>	<b>1 297</b>	<b>1 087</b>	<b>152</b>	<b>1 225</b>	<b>1 008</b>	<b>2 020</b>	<b>1 485</b>	<b>A</b>	Vocational and technical
167	1 477	1 233	148	1 258	1 085	149	1 179	1 003	2 020	1 485	B	
2	36	4	3	39	2	3	46	5	-	-	C	

## 2.12 İstatistik Bölge Birimleri Sınıflaması 3. düzey, yerleşim yeri ve sınıflara göre ortaöğretimde okul, şube ve öğrenci sayısı (devam)

[2013/'14 Öğretim yılı başı]

İBBS 3. Düzey	A. Toplam	B. Şehir	C. Köy	Sınıflara Göre Öğrenci - Students by Grade								
				Toplam - Total			Hazırlık sınıfı Preparatory class			1. sınıf Grade 1		
				Okul School	Şube Division	Öğrenci - Students	Şube Division	Erkek Males	Kadın Females	Şube Division	Erkek Males	Kadın Females
				Toplam Total	Erkek Males	Kadın Females						
<b>TR905 Artvin</b>	<b>A</b>	<b>51</b>	<b>545</b>	<b>12 043</b>	<b>6 138</b>	<b>5 905</b>	-	-	-	<b>138</b>	<b>1 648</b>	<b>1 393</b>
	B	45	482	11 096	5 520	5 576	-	-	-	123	1 478	1 299
	C	6	63	947	618	329	-	-	-	15	170	94
Genel	<b>A</b>	<b>14</b>	<b>235</b>	<b>6 787</b>	<b>3 156</b>	<b>3 631</b>	-	-	-	<b>48</b>	<b>626</b>	<b>671</b>
	B	13	204	6 304	2 905	3 399	-	-	-	42	571	611
	C	1	31	483	251	232	-	-	-	6	55	60
Mesleki ve teknik	<b>A</b>	<b>37</b>	<b>310</b>	<b>5 256</b>	<b>2 982</b>	<b>2 274</b>	-	-	-	<b>90</b>	<b>1 022</b>	<b>722</b>
	B	32	278	4 792	2 615	2 177	-	-	-	81	907	688
	C	5	32	464	367	97	-	-	-	9	115	34
<b>TR906 Gümüşhane</b>	<b>A</b>	<b>33</b>	<b>366</b>	<b>9 335</b>	<b>4 666</b>	<b>4 669</b>	-	-	-	<b>90</b>	<b>1 211</b>	<b>1 028</b>
	B	32	356	9 214	4 600	4 614	-	-	-	86	1 183	1 009
	C	1	10	121	66	55	-	-	-	4	28	19
Genel	<b>A</b>	<b>10</b>	<b>155</b>	<b>4 768</b>	<b>2 466</b>	<b>2 302</b>	-	-	-	<b>31</b>	<b>432</b>	<b>398</b>
	B	9	145	4 647	2 400	2 247	-	-	-	27	404	379
	C	1	10	121	66	55	-	-	-	4	28	19
Mesleki ve teknik	<b>A</b>	<b>23</b>	<b>211</b>	<b>4 567</b>	<b>2 200</b>	<b>2 367</b>	-	-	-	<b>59</b>	<b>779</b>	<b>630</b>
	B	23	211	4 567	2 200	2 367	-	-	-	59	779	630
	C	-	-	-	-	-	-	-	-	-	-	-
<b>TRA11 Erzurum</b>	<b>A</b>	<b>126</b>	<b>1 900</b>	<b>56 814</b>	<b>30 745</b>	<b>26 069</b>	<b>6</b>	<b>39</b>	<b>76</b>	<b>565</b>	<b>8 545</b>	<b>5 972</b>
	B	120	1 827	55 980	30 214	25 766	6	39	76	535	8 327	5 888
	C	6	73	834	531	303	-	-	-	30	218	84
Genel	<b>A</b>	<b>42</b>	<b>1 011</b>	<b>32 904</b>	<b>17 850</b>	<b>15 054</b>	<b>6</b>	<b>39</b>	<b>76</b>	<b>274</b>	<b>3 513</b>	<b>2 769</b>
	B	42	960	32 399	17 540	14 859	6	39	76	260	3 490	2 766
	C	-	51	505	310	195	-	-	-	14	23	3
Mesleki ve teknik	<b>A</b>	<b>84</b>	<b>889</b>	<b>23 910</b>	<b>12 895</b>	<b>11 015</b>	-	-	-	<b>291</b>	<b>5 032</b>	<b>3 203</b>
	B	78	867	23 581	12 674	10 907	-	-	-	275	4 837	3 122
	C	6	22	329	221	108	-	-	-	16	195	81
<b>TRA12 Erzincan</b>	<b>A</b>	<b>57</b>	<b>705</b>	<b>16 420</b>	<b>8 731</b>	<b>7 689</b>	-	-	-	<b>190</b>	<b>2 211</b>	<b>1 747</b>
	B	52	669	15 911	8 419	7 492	-	-	-	178	2 117	1 696
	C	5	36	509	312	197	-	-	-	12	94	51
Genel	<b>A</b>	<b>18</b>	<b>324</b>	<b>8 878</b>	<b>4 564</b>	<b>4 314</b>	-	-	-	<b>74</b>	<b>874</b>	<b>815</b>
	B	17	292	8 455	4 308	4 147	-	-	-	66	836	794
	C	1	32	423	256	167	-	-	-	8	38	21
Mesleki ve teknik	<b>A</b>	<b>39</b>	<b>381</b>	<b>7 542</b>	<b>4 167</b>	<b>3 375</b>	-	-	-	<b>116</b>	<b>1 337</b>	<b>932</b>
	B	35	377	7 456	4 111	3 345	-	-	-	112	1 281	902
	C	4	4	86	56	30	-	-	-	4	56	30
<b>TRA13 Bayburt</b>	<b>A</b>	<b>18</b>	<b>234</b>	<b>6 330</b>	<b>3 374</b>	<b>2 956</b>	-	-	-	<b>64</b>	<b>931</b>	<b>656</b>
	B	17	222	6 224	3 311	2 913	-	-	-	59	907	644
	C	1	12	106	63	43	-	-	-	5	24	12
Genel	<b>A</b>	<b>5</b>	<b>116</b>	<b>3 466</b>	<b>1 827</b>	<b>1 639</b>	-	-	-	<b>31</b>	<b>391</b>	<b>283</b>
	B	5	106	3 389	1 781	1 608	-	-	-	28	384	283
	C	-	10	77	46	31	-	-	-	3	7	-
Mesleki ve teknik	<b>A</b>	<b>13</b>	<b>118</b>	<b>2 864</b>	<b>1 547</b>	<b>1 317</b>	-	-	-	<b>33</b>	<b>540</b>	<b>373</b>
	B	12	116	2 835	1 530	1 305	-	-	-	31	523	361
	C	1	2	29	17	12	-	-	-	2	17	12
<b>TRA21 Ağrı</b>	<b>A</b>	<b>57</b>	<b>1 043</b>	<b>32 975</b>	<b>18 890</b>	<b>14 085</b>	-	-	-	<b>350</b>	<b>7 002</b>	<b>4 318</b>
	B	56	1 043	32 975	18 890	14 085	-	-	-	350	7 002	4 318
	C	1	-	-	-	-	-	-	-	-	-	-
Genel	<b>A</b>	<b>23</b>	<b>563</b>	<b>18 235</b>	<b>10 636</b>	<b>7 599</b>	-	-	-	<b>167</b>	<b>2 565</b>	<b>1 958</b>
	B	23	563	18 235	10 636	7 599	-	-	-	167	2 565	1 958
	C	-	-	-	-	-	-	-	-	-	-	-
Mesleki ve teknik	<b>A</b>	<b>34</b>	<b>480</b>	<b>14 740</b>	<b>8 254</b>	<b>6 486</b>	-	-	-	<b>183</b>	<b>4 437</b>	<b>2 360</b>
	B	33	480	14 740	8 254	6 486	-	-	-	183	4 437	2 360
	C	1	-	-	-	-	-	-	-	-	-	-
<b>TRA22 Kars</b>	<b>A</b>	<b>48</b>	<b>654</b>	<b>19 052</b>	<b>10 249</b>	<b>8 803</b>	-	-	-	<b>215</b>	<b>3 595</b>	<b>2 638</b>
	B	46	638	18 848	10 112	8 736	-	-	-	211	3 547	2 613
	C	2	16	204	137	67	-	-	-	4	48	25
Genel	<b>A</b>	<b>20</b>	<b>377</b>	<b>11 318</b>	<b>5 785</b>	<b>5 533</b>	-	-	-	<b>114</b>	<b>1 281</b>	<b>1 270</b>
	B	19	362	11 161	5 677	5 484	-	-	-	111	1 262	1 263
	C	1	15	157	108	49	-	-	-	3	19	7
Mesleki ve teknik	<b>A</b>	<b>28</b>	<b>277</b>	<b>7 734</b>	<b>4 464</b>	<b>3 270</b>	-	-	-	<b>101</b>	<b>2 314</b>	<b>1 368</b>
	B	27	276	7 687	4 435	3 252	-	-	-	100	2 285	1 350
	C	1	1	47	29	18	-	-	-	1	29	18

## 2.12 Number of schools, divisions and students in secondary education by grade and settlement place according to Statistical Regions Level 3 (continued)

[Beginning of the educational year 2013/'14]

A. Total B. City C. Village

Sınıflara Göre Öğrenci - Students by Grade												SR Level 3
2. sınıf Grade 2			3. sınıf Grade 3			7. dönem ( 4. sınıf ) 7th semester ( Grade 4)			Açıköğretim Lisesi Open secondary education			
Şube Division	Erkek Males	Kadın Females	Şube Division	Erkek Males	Kadın Females	Şube Division	Erkek Males	Kadın Females	Erkek Males	Kadın Females		
<b>146</b>	<b>1 176</b>	<b>1 156</b>	<b>132</b>	<b>1 159</b>	<b>1 066</b>	<b>129</b>	<b>1 036</b>	<b>1 011</b>	<b>1 119</b>	<b>1 279</b>	<b>A</b>	Artvin TR905
129	1 024	1 076	115	995	976	115	904	946	1 119	1 279	B	
17	152	80	17	164	90	14	132	65	-	-	C	
<b>63</b>	<b>562</b>	<b>677</b>	<b>60</b>	<b>565</b>	<b>602</b>	<b>64</b>	<b>515</b>	<b>549</b>	<b>888</b>	<b>1 132</b>	<b>A</b>	General
53	493	612	52	494	539	57	459	505	888	1 132	B	
10	69	65	8	71	63	7	56	44	-	-	C	
<b>83</b>	<b>614</b>	<b>479</b>	<b>72</b>	<b>594</b>	<b>464</b>	<b>65</b>	<b>521</b>	<b>462</b>	<b>231</b>	<b>147</b>	<b>A</b>	Vocational and technical
76	531	464	63	501	437	58	445	441	231	147	B	
7	83	15	9	93	27	7	76	21	-	-	C	
<b>96</b>	<b>844</b>	<b>940</b>	<b>93</b>	<b>769</b>	<b>798</b>	<b>87</b>	<b>737</b>	<b>765</b>	<b>1 105</b>	<b>1 138</b>	<b>A</b>	Gümüşhane TR906
94	830	932	91	754	786	85	728	749	1 105	1 138	B	
2	14	8	2	15	12	2	9	16	-	-	C	
<b>39</b>	<b>340</b>	<b>362</b>	<b>44</b>	<b>352</b>	<b>382</b>	<b>41</b>	<b>353</b>	<b>386</b>	<b>989</b>	<b>774</b>	<b>A</b>	General
37	326	354	42	337	370	39	344	370	989	774	B	
2	14	8	2	15	12	2	9	16	-	-	C	
<b>57</b>	<b>504</b>	<b>578</b>	<b>49</b>	<b>417</b>	<b>416</b>	<b>46</b>	<b>384</b>	<b>379</b>	<b>116</b>	<b>364</b>	<b>A</b>	Vocational and technical
57	504	578	49	417	416	46	384	379	116	364	B	
-	-	-	-	-	-	-	-	-	-	-	C	
<b>477</b>	<b>4 960</b>	<b>4 621</b>	<b>445</b>	<b>4 303</b>	<b>3 995</b>	<b>407</b>	<b>4 036</b>	<b>3 452</b>	<b>8 862</b>	<b>7 953</b>	<b>A</b>	Erzurum TRA11
461	4 844	4 524	429	4 186	3 922	396	3 956	3 403	8 862	7 953	B	
16	116	97	16	117	73	11	80	49	-	-	C	
<b>244</b>	<b>2 580</b>	<b>2 380</b>	<b>251</b>	<b>2 499</b>	<b>2 320</b>	<b>236</b>	<b>2 387</b>	<b>2 180</b>	<b>6 832</b>	<b>5 329</b>	<b>A</b>	General
230	2 469	2 293	238	2 403	2 253	226	2 307	2 142	6 832	5 329	B	
14	111	87	13	96	67	10	80	38	-	-	C	
<b>233</b>	<b>2 380</b>	<b>2 241</b>	<b>194</b>	<b>1 804</b>	<b>1 675</b>	<b>171</b>	<b>1 649</b>	<b>1 272</b>	<b>2 030</b>	<b>2 624</b>	<b>A</b>	Vocational and technical
231	2 375	2 231	191	1 783	1 669	170	1 649	1 261	2 030	2 624	B	
2	5	10	3	21	6	1	-	11	-	-	C	
<b>172</b>	<b>1 648</b>	<b>1 488</b>	<b>168</b>	<b>1 456</b>	<b>1 381</b>	<b>175</b>	<b>1 466</b>	<b>1 379</b>	<b>1 950</b>	<b>1 694</b>	<b>A</b>	Erzincan TRA12
164	1 565	1 440	160	1 372	1 335	167	1 415	1 327	1 950	1 694	B	
8	83	48	8	84	46	8	51	52	-	-	C	
<b>76</b>	<b>736</b>	<b>763</b>	<b>82</b>	<b>701</b>	<b>755</b>	<b>92</b>	<b>721</b>	<b>789</b>	<b>1 532</b>	<b>1 192</b>	<b>A</b>	General
68	653	715	74	617	709	84	670	737	1 532	1 192	B	
8	83	48	8	84	46	8	51	52	-	-	C	
<b>96</b>	<b>912</b>	<b>725</b>	<b>86</b>	<b>755</b>	<b>626</b>	<b>83</b>	<b>745</b>	<b>590</b>	<b>418</b>	<b>502</b>	<b>A</b>	Vocational and technical
96	912	725	86	755	626	83	745	590	418	502	B	
-	-	-	-	-	-	-	-	-	-	-	C	
<b>59</b>	<b>572</b>	<b>578</b>	<b>57</b>	<b>591</b>	<b>486</b>	<b>54</b>	<b>544</b>	<b>403</b>	<b>736</b>	<b>833</b>	<b>A</b>	Bayburt TRA13
56	561	559	55	577	480	52	530	397	736	833	B	
3	11	19	2	14	6	2	14	6	-	-	C	
<b>26</b>	<b>271</b>	<b>274</b>	<b>31</b>	<b>323</b>	<b>281</b>	<b>28</b>	<b>293</b>	<b>226</b>	<b>549</b>	<b>575</b>	<b>A</b>	General
23	260	255	29	309	275	26	279	220	549	575	B	
3	11	19	2	14	6	2	14	6	-	-	C	
<b>33</b>	<b>301</b>	<b>304</b>	<b>26</b>	<b>268</b>	<b>205</b>	<b>26</b>	<b>251</b>	<b>177</b>	<b>187</b>	<b>258</b>	<b>A</b>	Vocational and technical
33	301	304	26	268	205	26	251	177	187	258	B	
-	-	-	-	-	-	-	-	-	-	-	C	
<b>261</b>	<b>3 186</b>	<b>2 790</b>	<b>220</b>	<b>2 369</b>	<b>2 145</b>	<b>212</b>	<b>2 291</b>	<b>1 885</b>	<b>4 042</b>	<b>2 947</b>	<b>A</b>	Ağrı TRA21
261	3 186	2 790	220	2 369	2 145	212	2 291	1 885	4 042	2 947	B	
-	-	-	-	-	-	-	-	-	-	-	C	
<b>139</b>	<b>1 661</b>	<b>1 242</b>	<b>126</b>	<b>1 429</b>	<b>1 131</b>	<b>131</b>	<b>1 596</b>	<b>1 134</b>	<b>3 385</b>	<b>2 134</b>	<b>A</b>	General
139	1 661	1 242	126	1 429	1 131	131	1 596	1 134	3 385	2 134	B	
-	-	-	-	-	-	-	-	-	-	-	C	
<b>122</b>	<b>1 525</b>	<b>1 548</b>	<b>94</b>	<b>940</b>	<b>1 014</b>	<b>81</b>	<b>695</b>	<b>751</b>	<b>657</b>	<b>813</b>	<b>A</b>	Vocational and technical
122	1 525	1 548	94	940	1 014	81	695	751	657	813	B	
-	-	-	-	-	-	-	-	-	-	-	C	
<b>167</b>	<b>1 695</b>	<b>1 887</b>	<b>144</b>	<b>1 378</b>	<b>1 501</b>	<b>128</b>	<b>1 229</b>	<b>1 340</b>	<b>2 352</b>	<b>1 437</b>	<b>A</b>	Kars TRA22
163	1 666	1 874	140	1 353	1 488	124	1 194	1 324	2 352	1 437	B	
4	29	13	4	25	13	4	35	16	-	-	C	
<b>92</b>	<b>864</b>	<b>1 044</b>	<b>90</b>	<b>864</b>	<b>1 036</b>	<b>81</b>	<b>763</b>	<b>941</b>	<b>2 013</b>	<b>1 242</b>	<b>A</b>	General
88	835	1 031	86	839	1 023	77	728	925	2 013	1 242	B	
4	29	13	4	25	13	4	35	16	-	-	C	
<b>75</b>	<b>831</b>	<b>843</b>	<b>54</b>	<b>514</b>	<b>465</b>	<b>47</b>	<b>466</b>	<b>399</b>	<b>339</b>	<b>195</b>	<b>A</b>	Vocational and technical
75	831	843	54	514	465	47	466	399	339	195	B	
-	-	-	-	-	-	-	-	-	-	-	C	

## 2.12 İstatistik Bölge Birimleri Sınıflaması 3. düzey, yerleşim yeri ve sınıflara göre ortaöğretimde okul, şube ve öğrenci sayısı (devam)

[2013/'14 Öğretim yılı başı]

A. Toplam

B. Şehir

C. Köy

İBBS 3. Düzey	Okul School	Şube Division	Toplam - Total			Sınıflara Göre Öğrenci - Students by Grade			1. sınıf Grade 1			
			Toplam Total	Erkek Males	Kadın Females	Hazırlık sınıfı Preparatory class			Şube Division	Erkek Males	Kadın Females	
						Şube Division	Erkek Males	Kadın Females				
TRA23 Iğdır	A	31	533	14 588	7 207	7 381	-	-	-	165	2 475	2 173
	B	30	523	14 465	7 134	7 331	-	-	-	163	2 450	2 161
	C	1	10	123	73	50	-	-	-	2	25	12
Genel	A	14	316	8 729	4 221	4 508	-	-	-	97	1 087	1 189
	B	14	313	8 697	4 203	4 494	-	-	-	97	1 087	1 189
	C	-	3	32	18	14	-	-	-	-	-	-
Mesleki ve teknik	A	17	217	5 859	2 986	2 873	-	-	-	68	1 388	984
	B	16	210	5 768	2 931	2 837	-	-	-	66	1 363	972
	C	1	7	91	55	36	-	-	-	2	25	12
TRA23 Ardahan	A	28	313	7 585	3 991	3 594	-	-	-	88	1 381	1 053
	B	27	298	7 448	3 918	3 530	-	-	-	85	1 362	1 037
	C	1	15	137	73	64	-	-	-	3	19	16
Genel	A	7	133	3 555	1 765	1 790	-	-	-	32	346	388
	B	7	124	3 489	1 728	1 761	-	-	-	31	345	388
	C	-	9	66	37	29	-	-	-	1	1	-
Mesleki ve teknik	A	21	180	4 030	2 226	1 804	-	-	-	56	1 035	665
	B	20	174	3 959	2 190	1 769	-	-	-	54	1 017	649
	C	1	6	71	36	35	-	-	-	2	18	16
TRB11 Malatya	A	134	841	65 370	34 700	30 670	-	47	62	264	9 074	7 364
	B	113	636	61 372	32 502	28 870	-	47	62	200	8 291	6 773
	C	21	205	3 998	2 198	1 800	-	-	-	64	783	591
Genel	A	49	472	38 970	20 166	18 804	-	47	62	118	3 465	3 169
	B	38	297	35 520	18 281	17 239	-	47	62	71	2 927	2 752
	C	11	175	3 450	1 885	1 565	-	-	-	47	538	417
Mesleki ve teknik	A	85	369	26 400	14 534	11 866	-	-	-	146	5 609	4 195
	B	75	339	25 852	14 221	11 631	-	-	-	129	5 364	4 021
	C	10	30	548	313	235	-	-	-	17	245	174
TRB12 Elazığ	A	92	1 655	46 990	24 663	22 327	5	66	69	526	6 878	5 314
	B	89	1 594	45 893	24 045	21 848	5	66	69	501	6 579	5 174
	C	3	61	1 097	618	479	-	-	-	25	299	140
Genel	A	35	977	28 262	14 568	13 694	5	66	69	277	2 676	2 317
	B	34	928	27 491	14 168	13 323	5	66	69	263	2 577	2 277
	C	1	49	771	400	371	-	-	-	14	99	40
Mesleki ve teknik	A	57	678	18 728	10 095	8 633	-	-	-	249	4 202	2 997
	B	55	666	18 402	9 877	8 525	-	-	-	238	4 002	2 897
	C	2	12	326	218	108	-	-	-	11	200	100
TRB13 Bingöl	A	38	605	22 083	12 060	10 023	-	-	-	173	3 074	2 099
	B	38	605	22 083	12 060	10 023	-	-	-	173	3 074	2 099
	C	-	-	-	-	-	-	-	-	-	-	-
Genel	A	13	306	12 433	7 049	5 384	-	-	-	70	966	825
	B	13	306	12 433	7 049	5 384	-	-	-	70	966	825
	C	-	-	-	-	-	-	-	-	-	-	-
Mesleki ve teknik	A	25	299	9 650	5 011	4 639	-	-	-	103	2 108	1 274
	B	25	299	9 650	5 011	4 639	-	-	-	103	2 108	1 274
	C	-	-	-	-	-	-	-	-	-	-	-
TRB14 Tunceli	A	28	228	4 539	2 459	2 080	-	-	-	65	558	403
	B	27	217	4 314	2 330	1 984	-	-	-	62	527	375
	C	1	11	225	129	96	-	-	-	3	31	28
Genel	A	9	151	3 299	1 731	1 568	-	-	-	39	282	251
	B	8	140	3 074	1 602	1 472	-	-	-	36	251	223
	C	1	11	225	129	96	-	-	-	3	31	28
Mesleki ve teknik	A	19	77	1 240	728	512	-	-	-	26	276	152
	B	19	77	1 240	728	512	-	-	-	26	276	152
	C	-	-	-	-	-	-	-	-	-	-	-
TRB21 Van	A	130	2 215	73 779	41 782	31 997	-	-	-	730	14 317	9 566
	B	113	2 015	68 837	38 336	30 501	-	-	-	660	12 384	8 942
	C	17	200	4 942	3 446	1 496	-	-	-	70	1 933	624
Genel	A	42	1 196	39 569	24 146	15 423	-	-	-	299	4 746	3 190
	B	40	1 091	37 640	22 853	14 787	-	-	-	276	4 520	3 118
	C	2	105	1 929	1 293	636	-	-	-	23	226	72
Mesleki ve teknik	A	88	1 019	34 210	17 636	16 574	-	-	-	431	9 571	6 376
	B	73	924	31 197	15 483	15 714	-	-	-	384	7 864	5 824
	C	15	95	3 013	2 153	860	-	-	-	47	1 707	552

## 2.12 Number of schools, divisions and students in secondary education by grade and settlement place according to Statistical Regions Level 3 (continued)

[Beginning of the educational year 2013/'14]

A. Total B. City C. Village

Sınıflara Göre Öğrenci - Students by Grade												SR Level 3
2. sınıf Grade 2			3. sınıf Grade 3			7. dönem ( 4. sınıf ) 7th semester ( Grade 4)			Açıköğretim Lisesi Open secondary education			
Şube Division	Erkek Males	Kadın Females	Şube Division	Erkek Males	Kadın Females	Şube Division	Erkek Males	Kadın Females	Erkek Males	Kadın Females		
<b>139</b>	<b>1 349</b>	<b>1 596</b>	<b>131</b>	<b>1 113</b>	<b>1 458</b>	<b>98</b>	<b>963</b>	<b>1 147</b>	<b>1 307</b>	<b>1 007</b>	<b>A</b>	Iğdır TRA23
137	1 333	1 583	128	1 095	1 451	95	949	1 129	1 307	1 007	B	
2	16	13	3	18	7	3	14	18	-	-	C	
<b>80</b>	<b>715</b>	<b>933</b>	<b>76</b>	<b>636</b>	<b>887</b>	<b>63</b>	<b>638</b>	<b>773</b>	<b>1 145</b>	<b>726</b>	<b>A</b>	General
79	710	925	75	626	886	62	635	768	1 145	726	B	
1	5	8	1	10	1	1	3	5	-	-	C	
<b>59</b>	<b>634</b>	<b>663</b>	<b>55</b>	<b>477</b>	<b>571</b>	<b>35</b>	<b>325</b>	<b>374</b>	<b>162</b>	<b>281</b>	<b>A</b>	Vocational and technical
58	623	658	53	469	565	33	314	361	162	281	B	
1	11	5	2	8	6	2	11	13	-	-	C	
<b>85</b>	<b>760</b>	<b>801</b>	<b>68</b>	<b>618</b>	<b>683</b>	<b>72</b>	<b>565</b>	<b>617</b>	<b>667</b>	<b>440</b>	<b>A</b>	Ardahan TRA23
81	740	787	65	598	663	67	551	603	667	440	B	
4	20	14	3	20	20	5	14	14	-	-	C	
<b>34</b>	<b>266</b>	<b>319</b>	<b>31</b>	<b>274</b>	<b>354</b>	<b>36</b>	<b>310</b>	<b>341</b>	<b>569</b>	<b>388</b>	<b>A</b>	General
32	257	315	29	258	338	32	299	332	569	388	B	
2	9	4	2	16	16	4	11	9	-	-	C	
<b>51</b>	<b>494</b>	<b>482</b>	<b>37</b>	<b>344</b>	<b>329</b>	<b>36</b>	<b>255</b>	<b>276</b>	<b>98</b>	<b>52</b>	<b>A</b>	Vocational and technical
49	483	472	36	340	325	35	252	271	98	52	B	
2	11	10	1	4	4	1	3	5	-	-	C	
<b>201</b>	<b>5 995</b>	<b>5 688</b>	<b>186</b>	<b>5 371</b>	<b>5 460</b>	<b>190</b>	<b>5 108</b>	<b>5 242</b>	<b>9 105</b>	<b>6 854</b>	<b>A</b>	Malatya TRB11
148	5 380	5 202	145	5 008	5 086	143	4 671	4 893	9 105	6 854	B	
53	615	486	41	363	374	47	437	349	-	-	C	
<b>121</b>	<b>3 297</b>	<b>3 498</b>	<b>115</b>	<b>3 322</b>	<b>3 863</b>	<b>118</b>	<b>3 206</b>	<b>3 664</b>	<b>6 829</b>	<b>4 548</b>	<b>A</b>	General
72	2 708	3 026	77	2 966	3 498	77	2 804	3 353	6 829	4 548	B	
49	589	472	38	356	365	41	402	311	-	-	C	
<b>80</b>	<b>2 698</b>	<b>2 190</b>	<b>71</b>	<b>2 049</b>	<b>1 597</b>	<b>72</b>	<b>1 902</b>	<b>1 578</b>	<b>2 276</b>	<b>2 306</b>	<b>A</b>	Vocational and technical
76	2 672	2 176	68	2 042	1 588	66	1 867	1 540	2 276	2 306	B	
4	26	14	3	7	9	6	35	38	-	-	C	
<b>410</b>	<b>4 236</b>	<b>4 164</b>	<b>365</b>	<b>3 903</b>	<b>3 776</b>	<b>349</b>	<b>3 626</b>	<b>3 362</b>	<b>5 954</b>	<b>5 642</b>	<b>A</b>	Elazığ TRB12
399	4 127	4 061	353	3 807	3 664	336	3 512	3 238	5 954	5 642	B	
11	109	103	12	96	112	13	114	124	-	-	C	
<b>233</b>	<b>2 205</b>	<b>2 304</b>	<b>234</b>	<b>2 414</b>	<b>2 426</b>	<b>228</b>	<b>2 449</b>	<b>2 330</b>	<b>4 758</b>	<b>4 248</b>	<b>A</b>	General
223	2 114	2 209	222	2 318	2 314	215	2 335	2 206	4 758	4 248	B	
10	91	95	12	96	112	13	114	124	-	-	C	
<b>177</b>	<b>2 031</b>	<b>1 860</b>	<b>131</b>	<b>1 489</b>	<b>1 350</b>	<b>121</b>	<b>1 177</b>	<b>1 032</b>	<b>1 196</b>	<b>1 394</b>	<b>A</b>	Vocational and technical
176	2 013	1 852	131	1 489	1 350	121	1 177	1 032	1 196	1 394	B	
1	18	8	-	-	-	-	-	-	-	-	C	
<b>159</b>	<b>1 974</b>	<b>1 776</b>	<b>143</b>	<b>1 513</b>	<b>1 476</b>	<b>130</b>	<b>1 257</b>	<b>1 225</b>	<b>4 242</b>	<b>3 447</b>	<b>A</b>	Bingöl TRB13
159	1 974	1 776	143	1 513	1 476	130	1 257	1 225	4 242	3 447	B	
-	-	-	-	-	-	-	-	-	-	-	C	
<b>82</b>	<b>974</b>	<b>764</b>	<b>78</b>	<b>866</b>	<b>670</b>	<b>76</b>	<b>820</b>	<b>594</b>	<b>3 423</b>	<b>2 531</b>	<b>A</b>	General
82	974	764	78	866	670	76	820	594	3 423	2 531	B	
-	-	-	-	-	-	-	-	-	-	-	C	
<b>77</b>	<b>1 000</b>	<b>1 012</b>	<b>65</b>	<b>647</b>	<b>806</b>	<b>54</b>	<b>437</b>	<b>631</b>	<b>819</b>	<b>916</b>	<b>A</b>	Vocational and technical
77	1 000	1 012	65	647	806	54	437	631	819	916	B	
-	-	-	-	-	-	-	-	-	-	-	C	
<b>53</b>	<b>422</b>	<b>404</b>	<b>58</b>	<b>380</b>	<b>427</b>	<b>52</b>	<b>331</b>	<b>406</b>	<b>768</b>	<b>440</b>	<b>A</b>	Tunceli TRB14
51	396	392	55	343	396	49	296	381	768	440	B	
2	26	12	3	37	31	3	35	25	-	-	C	
<b>35</b>	<b>318</b>	<b>332</b>	<b>41</b>	<b>308</b>	<b>341</b>	<b>36</b>	<b>267</b>	<b>328</b>	<b>556</b>	<b>316</b>	<b>A</b>	General
33	292	320	38	271	310	33	232	303	556	316	B	
2	26	12	3	37	31	3	35	25	-	-	C	
<b>18</b>	<b>104</b>	<b>72</b>	<b>17</b>	<b>72</b>	<b>86</b>	<b>16</b>	<b>64</b>	<b>78</b>	<b>212</b>	<b>124</b>	<b>A</b>	Vocational and technical
18	104	72	17	72	86	16	64	78	212	124	B	
-	-	-	-	-	-	-	-	-	-	-	C	
<b>549</b>	<b>6 255</b>	<b>6 424</b>	<b>453</b>	<b>5 106</b>	<b>4 849</b>	<b>483</b>	<b>4 965</b>	<b>4 348</b>	<b>11 139</b>	<b>6 810</b>	<b>A</b>	Van TRB21
499	5 610	6 004	412	4 630	4 625	444	4 573	4 120	11 139	6 810	B	
50	645	420	41	476	224	39	392	228	-	-	C	
<b>285</b>	<b>3 224</b>	<b>2 571</b>	<b>269</b>	<b>3 235</b>	<b>2 538</b>	<b>343</b>	<b>3 591</b>	<b>2 607</b>	<b>9 350</b>	<b>4 517</b>	<b>A</b>	General
256	2 842	2 314	241	2 874	2 373	318	3 267	2 465	9 350	4 517	B	
29	382	257	28	361	165	25	324	142	-	-	C	
<b>264</b>	<b>3 031</b>	<b>3 853</b>	<b>184</b>	<b>1 871</b>	<b>2 311</b>	<b>140</b>	<b>1 374</b>	<b>1 741</b>	<b>1 789</b>	<b>2 293</b>	<b>A</b>	Vocational and technical
243	2 768	3 690	171	1 756	2 252	126	1 306	1 655	1 789	2 293	B	
21	263	163	13	115	59	14	68	86	-	-	C	

## 2.12 İstatistik Bölge Birimleri Sınıflaması 3. düzey, yerleşim yeri ve sınıflara göre ortaöğretimde okul, şube ve öğrenci sayısı (devam)

[2013/'14 Öğretim yılı başı]

İBBS 3. Düzey	A. Toplam	B. Şehir	C. Köy	Sınıflara Göre Öğrenci - Students by Grade											
				Toplam - Total			Hazırlık sınıfı Preparatory class			1. sınıf Grade 1					
				Öğrenci - Students			Şube Division	Erkek Males	Kadın Females	Şube Division	Erkek Males	Kadın Females	Şube Division	Erkek Males	Kadın Females
				Okul School	Şube Division	Toplam Total									
TRB22 Muş	A	59	816	26 270	15 700	10 570	-	-	-	237	5 106	2 883			
	B	55	746	24 897	14 981	9 916	-	-	-	218	4 813	2 649			
	C	4	70	1 373	719	654	-	-	-	19	293	234			
Genel	A	16	278	11 589	6 911	4 678	-	-	-	69	1 050	869			
	B	15	246	11 059	6 640	4 419	-	-	-	63	990	793			
	C	1	32	530	271	259	-	-	-	6	60	76			
Mesleki ve teknik	A	43	538	14 681	8 789	5 892	-	-	-	168	4 056	2 014			
	B	40	500	13 838	8 341	5 497	-	-	-	155	3 823	1 856			
	C	3	38	843	448	395	-	-	-	13	233	158			
TRB23 Bitlis	A	59	759	25 723	15 392	10 331	-	-	-	238	4 571	2 945			
	B	59	759	25 723	15 392	10 331	-	-	-	238	4 571	2 945			
	C	-	-	-	-	-	-	-	-	-	-	-			
Genel	A	19	380	14 740	9 254	5 486	-	-	-	107	1 780	994			
	B	19	380	14 740	9 254	5 486	-	-	-	107	1 780	994			
	C	-	-	-	-	-	-	-	-	-	-	-			
Mesleki ve teknik	A	40	379	10 983	6 138	4 845	-	-	-	131	2 791	1 951			
	B	40	379	10 983	6 138	4 845	-	-	-	131	2 791	1 951			
	C	-	-	-	-	-	-	-	-	-	-	-			
TRB24 Hakkari	A	40	760	24 448	13 555	10 893	-	-	-	264	4 358	3 127			
	B	36	702	23 283	12 791	10 492	-	-	-	246	3 968	2 949			
	C	4	58	1 165	764	401	-	-	-	18	390	178			
Genel	A	13	493	15 076	8 645	6 431	-	-	-	158	2 065	1 579			
	B	13	460	14 675	8 346	6 329	-	-	-	154	2 065	1 579			
	C	-	33	401	299	102	-	-	-	4	-	-			
Mesleki ve teknik	A	27	267	9 372	4 910	4 462	-	-	-	106	2 293	1 548			
	B	23	242	8 608	4 445	4 163	-	-	-	92	1 903	1 370			
	C	4	25	764	465	299	-	-	-	14	390	178			
TRC11 Gaziantep	A	206	3 927	132 312	70 342	61 970	3	38	48	1 415	23 553	17 532			
	B	199	3 867	131 029	69 704	61 325	3	38	48	1 391	23 215	17 285			
	C	7	60	1 283	638	645	-	-	-	24	338	247			
Genel	A	82	2 163	78 383	43 077	35 306	3	38	48	717	9 231	7 479			
	B	81	2 130	77 746	42 826	34 920	3	38	48	708	9 172	7 398			
	C	1	33	637	251	386	-	-	-	9	59	81			
Mesleki ve teknik	A	124	1 764	53 929	27 265	26 664	-	-	-	698	14 322	10 053			
	B	118	1 737	53 283	26 878	26 405	-	-	-	683	14 043	9 887			
	C	6	27	646	387	259	-	-	-	15	279	166			
TRC12 Adıyaman	A	90	1 680	53 781	28 806	24 975	-	-	-	531	8 059	6 223			
	B	78	1 527	50 970	27 280	23 690	-	-	-	483	7 370	5 790			
	C	12	153	2 811	1 526	1 285	-	-	-	48	689	433			
Genel	A	27	918	30 506	16 592	13 914	-	-	-	240	2 203	2 191			
	B	27	821	29 139	15 909	13 230	-	-	-	226	2 203	2 191			
	C	-	97	1 367	683	684	-	-	-	14	-	-			
Mesleki ve teknik	A	63	762	23 275	12 214	11 061	-	-	-	291	5 856	4 032			
	B	51	706	21 831	11 371	10 460	-	-	-	257	5 167	3 599			
	C	12	56	1 444	843	601	-	-	-	34	689	433			
TRC13 Kilis	A	22	328	10 577	5 532	5 045	-	-	-	95	1 636	1 248			
	B	22	328	10 577	5 532	5 045	-	-	-	95	1 636	1 248			
	C	-	-	-	-	-	-	-	-	-	-	-			
Genel	A	5	132	5 477	2 684	2 793	-	-	-	31	363	468			
	B	5	132	5 477	2 684	2 793	-	-	-	31	363	468			
	C	-	-	-	-	-	-	-	-	-	-	-			
Mesleki ve teknik	A	17	196	5 100	2 848	2 252	-	-	-	64	1 273	780			
	B	17	196	5 100	2 848	2 252	-	-	-	64	1 273	780			
	C	-	-	-	-	-	-	-	-	-	-	-			
TRC21 Şanlıurfa	A	187	3 500	127 205	75 080	52 125	4	48	56	1 241	28 212	17 388			
	B	165	3 180	117 537	69 098	48 439	4	48	56	1 120	24 656	15 792			
	C	22	320	9 668	5 982	3 686	-	-	-	121	3 556	1 596			
Genel	A	72	1 987	74 086	45 615	28 471	4	48	56	590	10 362	6 378			
	B	67	1 844	69 821	43 030	26 791	4	48	56	554	9 410	5 799			
	C	5	143	4 265	2 585	1 680	-	-	-	36	952	579			
Mesleki ve teknik	A	115	1 513	53 119	29 465	23 654	-	-	-	651	17 850	11 010			
	B	98	1 336	47 716	26 068	21 648	-	-	-	566	15 246	9 993			
	C	17	177	5 403	3 397	2 006	-	-	-	85	2 604	1 017			



## 2.12 Number of schools, divisions and students in secondary education by grade and settlement place according to Statistical Regions Level 3 (continued)

[Beginning of the educational year 2013/'14]

A. Total B. City C. Village

Sınıflara Göre Öğrenci - Students by Grade												SR Level 3
2. sınıf Grade 2			3. sınıf Grade 3			7. dönem ( 4. sınıf ) 7th semester ( Grade 4)			Açıköğretim Lisesi Open secondary education			
Şube Division	Erkek Males	Kadın Females	Şube Division	Erkek Males	Kadın Females	Şube Division	Erkek Males	Kadın Females	Erkek Males	Kadın Females		
<b>207</b>	<b>2 446</b>	<b>2 136</b>	<b>186</b>	<b>2 131</b>	<b>1 652</b>	<b>186</b>	<b>2 009</b>	<b>1 480</b>	<b>4 008</b>	<b>2 419</b>		<b>A</b>
189	2 319	1 947	170	1 989	1 545	169	1 852	1 356	4 008	2 419	B	
18	127	189	16	142	107	17	157	124	-	-	C	
<b>76</b>	<b>918</b>	<b>822</b>	<b>66</b>	<b>854</b>	<b>625</b>	<b>67</b>	<b>810</b>	<b>510</b>	<b>3 279</b>	<b>1 852</b>	<b>A</b>	General
66	862	728	58	781	575	59	728	471	3 279	1 852	B	
10	56	94	8	73	50	8	82	39	-	-	C	
<b>131</b>	<b>1 528</b>	<b>1 314</b>	<b>120</b>	<b>1 277</b>	<b>1 027</b>	<b>119</b>	<b>1 199</b>	<b>970</b>	<b>729</b>	<b>567</b>	<b>A</b>	Vocational and technical
123	1 457	1 219	112	1 208	970	110	1 124	885	729	567	B	
8	71	95	8	69	57	9	75	85	-	-	C	
<b>196</b>	<b>2 287</b>	<b>1 773</b>	<b>169</b>	<b>1 834</b>	<b>1 422</b>	<b>156</b>	<b>1 819</b>	<b>1 175</b>	<b>4 881</b>	<b>3 016</b>	<b>A</b>	Bitlis TRB23
196	2 287	1 773	169	1 834	1 422	156	1 819	1 175	4 881	3 016	B	
-	-	-	-	-	-	-	-	-	-	-	C	
<b>96</b>	<b>1 110</b>	<b>693</b>	<b>91</b>	<b>1 002</b>	<b>684</b>	<b>86</b>	<b>1 084</b>	<b>652</b>	<b>4 278</b>	<b>2 463</b>	<b>A</b>	General
96	1 110	693	91	1 002	684	86	1 084	652	4 278	2 463	B	
-	-	-	-	-	-	-	-	-	-	-	C	
<b>100</b>	<b>1 177</b>	<b>1 080</b>	<b>78</b>	<b>832</b>	<b>738</b>	<b>70</b>	<b>735</b>	<b>523</b>	<b>603</b>	<b>553</b>	<b>A</b>	Vocational and technical
100	1 177	1 080	78	832	738	70	735	523	603	553	B	
-	-	-	-	-	-	-	-	-	-	-	C	
<b>176</b>	<b>1 929</b>	<b>2 246</b>	<b>163</b>	<b>1 758</b>	<b>1 684</b>	<b>157</b>	<b>1 740</b>	<b>1 574</b>	<b>3 770</b>	<b>2 262</b>	<b>A</b>	Hakkari TRB24
162	1 805	2 147	149	1 661	1 613	145	1 587	1 521	3 770	2 262	B	
14	124	99	14	97	71	12	153	53	-	-	C	
<b>116</b>	<b>1 190</b>	<b>1 367</b>	<b>113</b>	<b>1 274</b>	<b>1 095</b>	<b>106</b>	<b>1 308</b>	<b>1 035</b>	<b>2 808</b>	<b>1 355</b>	<b>A</b>	General
106	1 096	1 333	103	1 197	1 070	97	1 180	992	2 808	1 355	B	
10	94	34	10	77	25	9	128	43	-	-	C	
<b>60</b>	<b>739</b>	<b>879</b>	<b>50</b>	<b>484</b>	<b>589</b>	<b>51</b>	<b>432</b>	<b>539</b>	<b>962</b>	<b>907</b>	<b>A</b>	Vocational and technical
56	709	814	46	464	543	48	407	529	962	907	B	
4	30	65	4	20	46	3	25	10	-	-	C	
<b>1 000</b>	<b>11 008</b>	<b>12 426</b>	<b>796</b>	<b>8 797</b>	<b>9 820</b>	<b>713</b>	<b>7 985</b>	<b>8 768</b>	<b>18 961</b>	<b>13 376</b>	<b>A</b>	Gaziantep TRC11
987	10 898	12 283	785	8 701	9 695	701	7 891	8 638	18 961	13 376	B	
13	110	143	11	96	125	12	94	130	-	-	C	
<b>526</b>	<b>5 675</b>	<b>5 764</b>	<b>473</b>	<b>5 967</b>	<b>5 999</b>	<b>444</b>	<b>5 788</b>	<b>5 636</b>	<b>16 378</b>	<b>10 380</b>	<b>A</b>	General
517	5 594	5 660	466	5 914	5 900	436	5 730	5 534	16 378	10 380	B	
9	81	104	7	53	99	8	58	102	-	-	C	
<b>474</b>	<b>5 333</b>	<b>6 662</b>	<b>323</b>	<b>2 830</b>	<b>3 821</b>	<b>269</b>	<b>2 197</b>	<b>3 132</b>	<b>2 583</b>	<b>2 996</b>	<b>A</b>	Vocational and technical
470	5 304	6 623	319	2 787	3 795	265	2 161	3 104	2 583	2 996	B	
4	29	39	4	43	26	4	36	28	-	-	C	
<b>434</b>	<b>4 605</b>	<b>4 842</b>	<b>366</b>	<b>3 942</b>	<b>4 143</b>	<b>349</b>	<b>3 864</b>	<b>4 084</b>	<b>8 336</b>	<b>5 683</b>	<b>A</b>	Adıyaman TRC12
392	4 300	4 504	331	3 653	3 834	321	3 621	3 879	8 336	5 683	B	
42	305	338	35	289	309	28	243	205	-	-	C	
<b>237</b>	<b>2 210</b>	<b>2 363</b>	<b>224</b>	<b>2 432</b>	<b>2 398</b>	<b>217</b>	<b>2 610</b>	<b>2 572</b>	<b>7 137</b>	<b>4 390</b>	<b>A</b>	General
204	1 972	2 104	197	2 197	2 142	194	2 400	2 403	7 137	4 390	B	
33	238	259	27	235	256	23	210	169	-	-	C	
<b>197</b>	<b>2 395</b>	<b>2 479</b>	<b>142</b>	<b>1 510</b>	<b>1 745</b>	<b>132</b>	<b>1 254</b>	<b>1 512</b>	<b>1 199</b>	<b>1 293</b>	<b>A</b>	Vocational and technical
188	2 328	2 400	134	1 456	1 692	127	1 221	1 476	1 199	1 293	B	
9	67	79	8	54	53	5	33	36	-	-	C	
<b>88</b>	<b>996</b>	<b>1 074</b>	<b>75</b>	<b>780</b>	<b>836</b>	<b>70</b>	<b>683</b>	<b>822</b>	<b>1 437</b>	<b>1 065</b>	<b>A</b>	Kilis TRC13
88	996	1 074	75	780	836	70	683	822	1 437	1 065	B	
-	-	-	-	-	-	-	-	-	-	-	C	
<b>35</b>	<b>410</b>	<b>556</b>	<b>34</b>	<b>367</b>	<b>477</b>	<b>32</b>	<b>296</b>	<b>431</b>	<b>1 248</b>	<b>861</b>	<b>A</b>	General
35	410	556	34	367	477	32	296	431	1 248	861	B	
-	-	-	-	-	-	-	-	-	-	-	C	
<b>53</b>	<b>586</b>	<b>518</b>	<b>41</b>	<b>413</b>	<b>359</b>	<b>38</b>	<b>387</b>	<b>391</b>	<b>189</b>	<b>204</b>	<b>A</b>	Vocational and technical
53	586	518	41	413	359	38	387	391	189	204	B	
-	-	-	-	-	-	-	-	-	-	-	C	
<b>859</b>	<b>12 285</b>	<b>9 976</b>	<b>682</b>	<b>8 838</b>	<b>7 231</b>	<b>714</b>	<b>7 589</b>	<b>6 286</b>	<b>18 108</b>	<b>11 188</b>	<b>A</b>	Şanlıurfa TRC21
771	11 110	9 108	620	8 095	6 536	665	7 081	5 759	18 108	11 188	B	
88	1 175	868	62	743	695	49	508	527	-	-	C	
<b>463</b>	<b>7 032</b>	<b>4 908</b>	<b>437</b>	<b>6 146</b>	<b>4 048</b>	<b>493</b>	<b>5 736</b>	<b>3 756</b>	<b>16 291</b>	<b>9 325</b>	<b>A</b>	General
425	6 274	4 453	401	5 649	3 698	460	5 358	3 460	16 291	9 325	B	
38	758	455	36	497	350	33	378	296	-	-	C	
<b>396</b>	<b>5 253</b>	<b>5 068</b>	<b>245</b>	<b>2 692</b>	<b>3 183</b>	<b>221</b>	<b>1 853</b>	<b>2 530</b>	<b>1 817</b>	<b>1 863</b>	<b>A</b>	Vocational and technical
346	4 836	4 655	219	2 446	2 838	205	1 723	2 299	1 817	1 863	B	
50	417	413	26	246	345	16	130	231	-	-	C	

## 2.12 İstatistik Bölge Birimleri Sınıflaması 3. düzey, yerleşim yeri ve sınıflara göre ortaöğretimde okul, şube ve öğrenci sayısı (devam)

[2013/'14 Öğretim yılı başı]

A. Toplam B. Şehir C. Köy

İBBS 3. Düzey	Okul School	Şube Division	Toplam - Total			Sınıflara Göre Öğrenci - Students by Grade			1. sınıf Grade 1			
			Toplam Total	Erkek Males	Kadın Females	Hazırlık sınıfı Preparatory class			Şube Division	Erkek Males	Kadın Females	
						Şube Division	Erkek Males	Kadın Females				
<b>TRC22 Diyarbakır</b>	<b>A</b>	<b>148</b>	<b>3 297</b>	<b>132 408</b>	<b>72 730</b>	<b>59 678</b>	<b>5</b>	<b>47</b>	<b>85</b>	<b>1 180</b>	<b>22 117</b>	<b>15 041</b>
	B	143	3 199	129 936	71 516	58 420	5	47	85	1 146	21 646	14 533
	C	5	98	2 472	1 214	1 258	-	-	-	34	471	508
Genel	<b>A</b>	<b>54</b>	<b>1 861</b>	<b>81 146</b>	<b>45 163</b>	<b>35 983</b>	<b>5</b>	<b>47</b>	<b>85</b>	<b>517</b>	<b>7 193</b>	<b>4 874</b>
	B	52	1 798	79 716	44 405	35 311	5	47	85	504	7 082	4 758
	C	2	63	1 430	758	672	-	-	-	13	111	116
Mesleki ve teknik	<b>A</b>	<b>94</b>	<b>1 436</b>	<b>51 262</b>	<b>27 567</b>	<b>23 695</b>	-	-	-	<b>663</b>	<b>14 924</b>	<b>10 167</b>
	B	91	1 401	50 220	27 111	23 109	-	-	-	642	14 564	9 775
	C	3	35	1 042	456	586	-	-	-	21	360	392
<b>TRC31 Mardin</b>	<b>A</b>	<b>96</b>	<b>1 902</b>	<b>66 693</b>	<b>38 158</b>	<b>28 535</b>	-	-	-	<b>668</b>	<b>10 166</b>	<b>6 642</b>
	B	82	1 736	63 329	36 367	26 962	-	-	-	619	9 368	6 049
	C	14	166	3 364	1 791	1 573	-	-	-	49	798	593
Genel	<b>A</b>	<b>30</b>	<b>1 118</b>	<b>42 646</b>	<b>24 945</b>	<b>17 701</b>	-	-	-	<b>313</b>	<b>3 084</b>	<b>2 505</b>
	B	30	1 058	41 304	24 163	17 141	-	-	-	310	3 077	2 503
	C	-	60	1 342	782	560	-	-	-	3	7	2
Mesleki ve teknik	<b>A</b>	<b>66</b>	<b>784</b>	<b>24 047</b>	<b>13 213</b>	<b>10 834</b>	-	-	-	<b>355</b>	<b>7 082</b>	<b>4 137</b>
	B	52	678	22 025	12 204	9 821	-	-	-	309	6 291	3 546
	C	14	106	2 022	1 009	1 013	-	-	-	46	791	591
<b>TRC32 Batman</b>	<b>A</b>	<b>60</b>	<b>1 238</b>	<b>51 843</b>	<b>29 122</b>	<b>22 721</b>	-	-	-	<b>464</b>	<b>8 757</b>	<b>5 993</b>
	B	59	1 235	51 667	29 022	22 645	-	-	-	461	8 691	5 963
	C	1	3	176	100	76	-	-	-	3	66	30
Genel	<b>A</b>	<b>27</b>	<b>762</b>	<b>34 730</b>	<b>20 152</b>	<b>14 578</b>	-	-	-	<b>241</b>	<b>4 062</b>	<b>2 848</b>
	B	27	762	34 629	20 101	14 528	-	-	-	241	4 045	2 844
	C	-	-	101	51	50	-	-	-	-	17	4
Mesleki ve teknik	<b>A</b>	<b>33</b>	<b>476</b>	<b>17 113</b>	<b>8 970</b>	<b>8 143</b>	-	-	-	<b>223</b>	<b>4 695</b>	<b>3 145</b>
	B	32	473	17 038	8 921	8 117	-	-	-	220	4 646	3 119
	C	1	3	75	49	26	-	-	-	3	49	26
<b>TRC33 Şırnak</b>	<b>A</b>	<b>56</b>	<b>1 016</b>	<b>41 474</b>	<b>23 966</b>	<b>17 508</b>	-	-	-	<b>372</b>	<b>7 045</b>	<b>5 433</b>
	B	47	908	38 676	22 374	16 302	-	-	-	331	6 179	4 887
	C	9	108	2 798	1 592	1 206	-	-	-	41	866	546
Genel	<b>A</b>	<b>15</b>	<b>539</b>	<b>26 022</b>	<b>15 243</b>	<b>10 779</b>	-	-	-	<b>111</b>	<b>1 489</b>	<b>1 425</b>
	B	15	469	24 745	14 537	10 208	-	-	-	102	1 489	1 425
	C	-	70	1 277	706	571	-	-	-	9	-	-
Mesleki ve teknik	<b>A</b>	<b>41</b>	<b>477</b>	<b>15 452</b>	<b>8 723</b>	<b>6 729</b>	-	-	-	<b>261</b>	<b>5 556</b>	<b>4 008</b>
	B	32	439	13 931	7 837	6 094	-	-	-	229	4 690	3 462
	C	9	38	1 521	886	635	-	-	-	32	866	546
<b>TRC34 Siirt</b>	<b>A</b>	<b>51</b>	<b>691</b>	<b>26 139</b>	<b>16 121</b>	<b>10 018</b>	-	-	-	<b>226</b>	<b>4 116</b>	<b>2 525</b>
	B	48	648	25 185	15 561	9 624	-	-	-	212	3 797	2 376
	C	3	43	954	560	394	-	-	-	14	319	149
Genel	<b>A</b>	<b>15</b>	<b>374</b>	<b>16 118</b>	<b>10 389</b>	<b>5 729</b>	-	-	-	<b>92</b>	<b>1 385</b>	<b>902</b>
	B	15	354	15 751	10 202	5 549	-	-	-	92	1 385	902
	C	-	20	367	187	180	-	-	-	-	-	-
Mesleki ve teknik	<b>A</b>	<b>36</b>	<b>317</b>	<b>10 021</b>	<b>5 732</b>	<b>4 289</b>	-	-	-	<b>134</b>	<b>2 731</b>	<b>1 623</b>
	B	33	294	9 434	5 359	4 075	-	-	-	120	2 412	1 474
	C	3	23	587	373	214	-	-	-	14	319	149

## 2.12 Number of schools, divisions and students in secondary education by grade and settlement place according to Statistical Regions Level 3 (continued)

[Beginning of the educational year 2013/'14]

A. Total B. City C. Village

Sınıflara Göre Öğrenci - Students by Grade												SR Level 3
2. sınıf Grade 2			3. sınıf Grade 3			7. dönem ( 4. sınıf ) 7th semester ( Grade 4)			Açıköğretim Lisesi Open secondary education			
Şube Division	Erkek Males	Kadın Females	Şube Division	Erkek Males	Kadın Females	Şube Division	Erkek Males	Kadın Females	Erkek Males	Kadın Females		
<b>804</b>	<b>10 438</b>	<b>11 024</b>	<b>685</b>	<b>8 328</b>	<b>8 975</b>	<b>623</b>	<b>8 314</b>	<b>8 075</b>	<b>23 486</b>	<b>16 478</b>	<b>A</b>	Diyarbakır
777	10 185	10 692	665	8 061	8 758	606	8 091	7 874	23 486	16 478	B	
27	253	332	20	267	217	17	223	201	-	-	C	
<b>475</b>	<b>6 502</b>	<b>6 459</b>	<b>436</b>	<b>5 859</b>	<b>5 960</b>	<b>428</b>	<b>6 315</b>	<b>5 823</b>	<b>19 247</b>	<b>12 782</b>	<b>A</b>	General
456	6 289	6 280	419	5 618	5 754	414	6 122	5 652	19 247	12 782	B	
19	213	179	17	241	206	14	193	171	-	-	C	
<b>329</b>	<b>3 936</b>	<b>4 565</b>	<b>249</b>	<b>2 469</b>	<b>3 015</b>	<b>195</b>	<b>1 999</b>	<b>2 252</b>	<b>4 239</b>	<b>3 696</b>	<b>A</b>	Vocational and technical
321	3 896	4 412	246	2 443	3 004	192	1 969	2 222	4 239	3 696	B	
8	40	153	3	26	11	3	30	30	-	-	C	
<b>471</b>	<b>5 504</b>	<b>5 491</b>	<b>390</b>	<b>4 393</b>	<b>4 312</b>	<b>373</b>	<b>4 317</b>	<b>3 848</b>	<b>13 778</b>	<b>8 242</b>	<b>A</b>	Mardin TRC31
427	5 135	5 084	352	4 109	3 988	338	3 977	3 599	13 778	8 242	B	
44	369	407	38	284	324	35	340	249	-	-	C	
<b>273</b>	<b>3 266</b>	<b>2 860</b>	<b>266</b>	<b>3 270</b>	<b>2 771</b>	<b>266</b>	<b>3 374</b>	<b>2 588</b>	<b>11 951</b>	<b>6 977</b>	<b>A</b>	General
254	3 013	2 634	246	3 022	2 578	248	3 100	2 449	11 951	6 977	B	
19	253	226	20	248	193	18	274	139	-	-	C	
<b>198</b>	<b>2 238</b>	<b>2 631</b>	<b>124</b>	<b>1 123</b>	<b>1 541</b>	<b>107</b>	<b>943</b>	<b>1 260</b>	<b>1 827</b>	<b>1 265</b>	<b>A</b>	Vocational and technical
173	2 122	2 450	106	1 087	1 410	90	877	1 150	1 827	1 265	B	
25	116	181	18	36	131	17	66	110	-	-	C	
<b>327</b>	<b>4 394</b>	<b>4 601</b>	<b>233</b>	<b>3 091</b>	<b>3 339</b>	<b>214</b>	<b>3 242</b>	<b>3 069</b>	<b>9 638</b>	<b>5 719</b>	<b>A</b>	Batman TRC32
327	4 383	4 584	233	3 079	3 322	214	3 231	3 057	9 638	5 719	B	
-	11	17	-	12	17	-	11	12	-	-	C	
<b>190</b>	<b>2 791</b>	<b>2 658</b>	<b>167</b>	<b>2 428</b>	<b>2 316</b>	<b>164</b>	<b>2 637</b>	<b>2 373</b>	<b>8 234</b>	<b>4 383</b>	<b>A</b>	General
190	2 780	2 641	167	2 416	2 299	164	2 626	2 361	8 234	4 383	B	
-	11	17	-	12	17	-	11	12	-	-	C	
<b>137</b>	<b>1 603</b>	<b>1 943</b>	<b>66</b>	<b>663</b>	<b>1 023</b>	<b>50</b>	<b>605</b>	<b>696</b>	<b>1 404</b>	<b>1 336</b>	<b>A</b>	Vocational and technical
137	1 603	1 943	66	663	1 023	50	605	696	1 404	1 336	B	
-	-	-	-	-	-	-	-	-	-	-	C	
<b>266</b>	<b>3 397</b>	<b>3 236</b>	<b>204</b>	<b>2 509</b>	<b>2 311</b>	<b>174</b>	<b>2 341</b>	<b>1 957</b>	<b>8 674</b>	<b>4 571</b>	<b>A</b>	Şırnak TRC33
237	3 067	2 923	185	2 292	2 131	155	2 162	1 790	8 674	4 571	B	
29	330	313	19	217	180	19	179	167	-	-	C	
<b>174</b>	<b>2 335</b>	<b>2 253</b>	<b>134</b>	<b>1 810</b>	<b>1 697</b>	<b>120</b>	<b>1 794</b>	<b>1 478</b>	<b>7 815</b>	<b>3 926</b>	<b>A</b>	General
148	2 025	1 979	117	1 593	1 545	102	1 615	1 333	7 815	3 926	B	
26	310	274	17	217	152	18	179	145	-	-	C	
<b>92</b>	<b>1 062</b>	<b>983</b>	<b>70</b>	<b>699</b>	<b>614</b>	<b>54</b>	<b>547</b>	<b>479</b>	<b>859</b>	<b>645</b>	<b>A</b>	Vocational and technical
89	1 042	944	68	699	586	53	547	457	859	645	B	
3	20	39	2	-	28	1	-	22	-	-	C	
<b>172</b>	<b>1 968</b>	<b>1 874</b>	<b>162</b>	<b>1 732</b>	<b>1 524</b>	<b>131</b>	<b>1 390</b>	<b>1 266</b>	<b>6 915</b>	<b>2 829</b>	<b>A</b>	Siirt TRC34
159	1 854	1 758	155	1 679	1 460	122	1 316	1 201	6 915	2 829	B	
13	114	116	7	53	64	9	74	65	-	-	C	
<b>87</b>	<b>1 025</b>	<b>819</b>	<b>103</b>	<b>1 182</b>	<b>862</b>	<b>92</b>	<b>1 042</b>	<b>793</b>	<b>5 755</b>	<b>2 353</b>	<b>A</b>	General
78	943	723	98	1 138	812	86	981	759	5 755	2 353	B	
9	82	96	5	44	50	6	61	34	-	-	C	
<b>85</b>	<b>943</b>	<b>1 055</b>	<b>59</b>	<b>550</b>	<b>662</b>	<b>39</b>	<b>348</b>	<b>473</b>	<b>1 160</b>	<b>476</b>	<b>A</b>	Vocational and technical
81	911	1 035	57	541	648	36	335	442	1 160	476	B	
4	32	20	2	9	14	3	13	31	-	-	C	

## 2.13 İstatistikî Bölge Birimleri Sınıflaması 3. düzey, yerleşim yeri ve doğum yıllarına göre ortaöğretimde öğrenci sayısı

[2013/'14 öğretim yılı başı]

İBBS 3. Düzey	A. Toplam	B. Şehir	C. Köy	Doğum Yılları - Year of Birth						
				Toplam - Total			2000 ve Sonraki Doğumlar Born in 2000 and After		1999	
				Toplam Total	Erkek Males	Kadın Females	Erkek Males	Kadın Females	Erkek Males	Kadın Females
TR Türkiye	A	5 420 178	2 859 482	2 560 696	25 911	30 078	490 029	467 274		
	B	5 241 073	2 759 711	2 481 362	24 045	28 349	467 538	448 734		
	C	179 105	99 771	79 334	1 866	1 729	22 491	18 540		
Genel	A	2 906 291	1 488 037	1 418 254	8 882	12 435	176 679	204 186		
	B	2 814 284	1 442 899	1 371 385	8 422	11 876	168 469	195 077		
	C	92 007	45 138	46 869	460	559	8 210	9 109		
Mesleki ve teknik	A	2 513 887	1 371 445	1 142 442	17 029	17 643	313 350	263 088		
	B	2 426 789	1 316 812	1 109 977	15 623	16 473	299 069	253 657		
	C	87 098	54 633	32 465	1 406	1 170	14 281	9 431		
TR100 İstanbul	A	1 025 926	533 575	492 351	2 370	3 025	87 228	83 797		
	B	1 014 134	526 807	487 327	2 322	2 976	85 409	82 592		
	C	11 792	6 768	5 024	48	49	1 819	1 205		
Genel	A	547 761	284 652	263 109	609	812	22 530	23 962		
	B	542 963	282 351	260 612	598	795	22 052	23 458		
	C	4 798	2 301	2 497	11	17	478	504		
Mesleki ve teknik	A	478 165	248 923	229 242	1 761	2 213	64 698	59 835		
	B	471 171	244 456	226 715	1 724	2 181	63 357	59 134		
	C	6 994	4 467	2 527	37	32	1 341	701		
TR211 Tekirdağ	A	56 182	29 685	26 497	124	141	5 118	4 691		
	B	52 432	27 645	24 787	106	120	4 652	4 350		
	C	3 750	2 040	1 710	18	21	466	341		
Genel	A	30 139	14 513	15 626	40	50	1 864	2 329		
	B	29 072	14 044	15 028	38	47	1 833	2 287		
	C	1 067	469	598	2	3	31	42		
Mesleki ve teknik	A	26 043	15 172	10 871	84	91	3 254	2 362		
	B	23 360	13 601	9 759	68	73	2 819	2 063		
	C	2 683	1 571	1 112	16	18	435	299		
TR212 Edirne	A	22 051	12 031	10 020	27	24	2 180	1 843		
	B	21 398	11 753	9 645	26	23	2 101	1 760		
	C	653	278	375	1	1	79	83		
Genel	A	11 489	5 530	5 959	9	13	921	1 135		
	B	10 853	5 266	5 587	8	12	854	1 055		
	C	636	264	372	1	1	67	80		
Mesleki ve teknik	A	10 562	6 501	4 061	18	11	1 259	708		
	B	10 545	6 487	4 058	18	11	1 247	705		
	C	17	14	3	-	-	12	3		
TR213 Kırklareli	A	19 370	10 474	8 896	23	20	1 935	1 716		
	B	18 829	10 162	8 667	22	20	1 894	1 685		
	C	541	312	229	1	-	41	31		
Genel	A	9 646	4 612	5 034	3	8	834	1 008		
	B	9 469	4 536	4 933	3	8	834	1 008		
	C	177	76	101	-	-	-	-		
Mesleki ve teknik	A	9 724	5 862	3 862	20	12	1 101	708		
	B	9 360	5 626	3 734	19	12	1 060	677		
	C	364	236	128	1	-	41	31		

## 2.13 Number of students in secondary education by year of birth and settlement place according to Statistical Regions Level 3

[Beginning of the educational year 2013/'14]

A. Total		B. City		C. Village		Doğum Yılları		Year of Birth			
1998		1997		1996		1995 ve Önceki Doğumlar		Born in 1995 and Before		SR Level 3	
Erkek	Kadın	Erkek	Kadın	Erkek	Kadın	Erkek	Kadın	Erkek	Kadın		
Males	Females	Males	Females	Males	Females	Males	Females	Males	Females		
583 751	539 379	540 542	502 533	467 908	431 999	751 341	589 433	A		Turkey TR	
557 672	518 637	516 844	483 479	449 537	416 899	744 075	585 264	B			
26 079	20 742	23 698	19 054	18 371	15 100	7 266	4 169	C			
242 923	261 647	264 197	272 221	250 835	251 876	544 521	415 889	A		General	
232 003	249 379	252 564	260 039	240 745	241 640	540 696	413 374	B			
10 920	12 268	11 633	12 182	10 090	10 236	3 825	2 515	C			
340 828	277 732	276 345	230 312	217 073	180 123	206 820	173 544	A		Vocational and technical	
325 669	269 258	264 280	223 440	208 792	175 259	203 379	171 890	B			
15 159	8 474	12 065	6 872	8 281	4 864	3 441	1 654	C			
101 006	95 030	93 468	89 839	84 100	81 014	165 403	139 646	A		İstanbul TR100	
99 275	93 780	92 086	88 667	82 797	79 927	164 918	139 385	B			
1 731	1 250	1 382	1 172	1 303	1 087	485	261	C			
39 709	40 630	46 532	47 175	47 054	46 888	128 218	103 642	A		General	
39 153	40 006	46 000	46 539	46 516	46 283	128 032	103 531	B			
556	624	532	636	538	605	186	111	C			
61 297	54 400	46 936	42 664	37 046	34 126	37 185	36 004	A		Vocational and technical	
60 122	53 774	46 086	42 128	36 281	33 644	36 886	35 854	B			
1 175	626	850	536	765	482	299	150	C			
5 952	5 554	5 783	5 271	5 099	4 693	7 609	6 147	A		Tekirdağ TR21	
5 392	5 081	5 296	4 845	4 755	4 370	7 444	6 021	B			
560	473	487	426	344	323	165	126	C			
2 210	2 826	2 369	2 851	2 315	2 725	5 715	4 845	A		General	
2 097	2 650	2 217	2 676	2 202	2 576	5 657	4 792	B			
113	176	152	175	113	149	58	53	C			
3 742	2 728	3 414	2 420	2 784	1 968	1 894	1 302	A		Vocational and technical	
3 295	2 431	3 079	2 169	2 553	1 794	1 787	1 229	B			
447	297	335	251	231	174	107	73	C			
2 569	2 292	2 696	2 289	2 301	2 045	2 258	1 527	A		Edirne TR212	
2 503	2 186	2 630	2 201	2 239	1 953	2 254	1 522	B			
66	106	66	88	62	92	4	5	C			
977	1 286	1 091	1 222	1 000	1 189	1 532	1 114	A		General	
913	1 180	1 025	1 134	938	1 097	1 528	1 109	B			
64	106	66	88	62	92	4	5	C			
1 592	1 006	1 605	1 067	1 301	856	726	413	A		Vocational and technical	
1 590	1 006	1 605	1 067	1 301	856	726	413	B			
2	-	-	-	-	-	-	-	C			
2 285	1 949	2 193	1 975	1 968	1 871	2 070	1 365	A		Kırklareli TR213	
2 203	1 893	2 109	1 905	1 890	1 816	2 044	1 348	B			
82	56	84	70	78	55	26	17	C			
838	976	845	1 006	782	996	1 310	1 040	A		General	
824	954	826	970	753	963	1 296	1 030	B			
14	22	19	36	29	33	14	10	C			
1 447	973	1 348	969	1 186	875	760	325	A		Vocational and technical	
1 379	939	1 283	935	1 137	853	748	318	B			
68	34	65	34	49	22	12	7	C			

**2.13 İstatistiki Bölge Birimleri Sınıflaması 3. düzey, yerleşim yeri ve doğum yıllarına göre ortaöğretimde öğrenci sayısı (devam)**

[2013/'14 öğretim yılı başı]

İBBS 3. Düzey	A. Toplam	B. Şehir	C. Köy	Doğum Yılları - Year of Birth						
				Toplam - Total			2000 ve Sonraki Doğumular Born in 2000 and After		1999	
				Toplam Total	Erkek Males	Kadın Females	Erkek Males	Kadın Females	Erkek Males	Kadın Females
TR221 Balıkesir	<b>A</b>	<b>69 967</b>	<b>35 991</b>	<b>33 976</b>	<b>134</b>	<b>185</b>	<b>6 868</b>	<b>6 543</b>		
	B	67 243	34 208	33 035	129	181	6 535	6 373		
	C	2 724	1 783	941	5	4	333	170		
Genel	<b>A</b>	<b>36 152</b>	<b>17 184</b>	<b>18 968</b>	<b>42</b>	<b>97</b>	<b>2 931</b>	<b>3 469</b>		
	B	35 212	16 687	18 525	40	96	2 888	3 431		
	C	940	497	443	2	1	43	38		
Mesleki ve teknik	<b>A</b>	<b>33 815</b>	<b>18 807</b>	<b>15 008</b>	<b>92</b>	<b>88</b>	<b>3 937</b>	<b>3 074</b>		
	B	32 031	17 521	14 510	89	85	3 647	2 942		
	C	1 784	1 286	498	3	3	290	132		
TR222 Çanakkale	<b>A</b>	<b>26 873</b>	<b>14 136</b>	<b>12 737</b>	<b>45</b>	<b>58</b>	<b>2 516</b>	<b>2 325</b>		
	B	25 522	13 367	12 155	42	52	2 370	2 209		
	C	1 351	769	582	3	6	146	116		
Genel	<b>A</b>	<b>15 365</b>	<b>7 273</b>	<b>8 092</b>	<b>18</b>	<b>27</b>	<b>1 207</b>	<b>1 482</b>		
	B	14 637	6 920	7 717	17	26	1 166	1 432		
	C	728	353	375	1	1	41	50		
Mesleki ve teknik	<b>A</b>	<b>11 508</b>	<b>6 863</b>	<b>4 645</b>	<b>27</b>	<b>31</b>	<b>1 309</b>	<b>843</b>		
	B	10 885	6 447	4 438	25	26	1 204	777		
	C	623	416	207	2	5	105	66		
TR310 İzmir	<b>A</b>	<b>256 861</b>	<b>135 013</b>	<b>121 848</b>	<b>454</b>	<b>554</b>	<b>23 178</b>	<b>22 079</b>		
	B	250 749	131 935	118 814	442	524	22 413	21 347		
	C	6 112	3 078	3 034	12	30	765	732		
Genel	<b>A</b>	<b>133 911</b>	<b>66 536</b>	<b>67 375</b>	<b>152</b>	<b>228</b>	<b>8 146</b>	<b>10 232</b>		
	B	130 904	65 225	65 679	150	213	7 833	9 851		
	C	3 007	1 311	1 696	2	15	313	381		
Mesleki ve teknik	<b>A</b>	<b>122 950</b>	<b>68 477</b>	<b>54 473</b>	<b>302</b>	<b>326</b>	<b>15 032</b>	<b>11 847</b>		
	B	119 845	66 710	53 135	292	311	14 580	11 496		
	C	3 105	1 767	1 338	10	15	452	351		
TR321 Aydın	<b>A</b>	<b>61 832</b>	<b>31 814</b>	<b>30 018</b>	<b>132</b>	<b>187</b>	<b>5 900</b>	<b>5 617</b>		
	B	58 946	30 424	28 522	120	179	5 597	5 272		
	C	2 886	1 390	1 496	12	8	303	345		
Genel	<b>A</b>	<b>35 105</b>	<b>16 646</b>	<b>18 459</b>	<b>38</b>	<b>98</b>	<b>2 370</b>	<b>3 069</b>		
	B	33 391	15 953	17 438	32	94	2 210	2 838		
	C	1 714	693	1 021	6	4	160	231		
Mesleki ve teknik	<b>A</b>	<b>26 727</b>	<b>15 168</b>	<b>11 559</b>	<b>94</b>	<b>89</b>	<b>3 530</b>	<b>2 548</b>		
	B	25 555	14 471	11 084	88	85	3 387	2 434		
	C	1 172	697	475	6	4	143	114		
TR322 Denizli	<b>A</b>	<b>61 237</b>	<b>31 167</b>	<b>30 070</b>	<b>127</b>	<b>164</b>	<b>5 691</b>	<b>5 695</b>		
	B	57 028	28 910	28 118	105	137	5 104	5 265		
	C	4 209	2 257	1 952	22	27	587	430		
Genel	<b>A</b>	<b>32 470</b>	<b>15 486</b>	<b>16 984</b>	<b>38</b>	<b>58</b>	<b>2 084</b>	<b>2 595</b>		
	B	30 380	14 480	15 900	33	53	1 894	2 413		
	C	2 090	1 006	1 084	5	5	190	182		
Mesleki ve teknik	<b>A</b>	<b>28 767</b>	<b>15 681</b>	<b>13 086</b>	<b>89</b>	<b>106</b>	<b>3 607</b>	<b>3 100</b>		
	B	26 648	14 430	12 218	72	84	3 210	2 852		
	C	2 119	1 251	868	17	22	397	248		

2.13 Number of students in secondary education by year of birth and settlement place according to Statistical Regions Level 3 (continued)  
[Beginning of the educational year 2013/'14]

A. Total		B. City		C. Village		Doğum Yılları		Year of Birth		1995 ve Önceki Doğumlar		SR Level 3
								Born in 1995 and Before				
1998	1997	1996										
Erkek Males	Kadın Females	Erkek Males	Kadın Females	Erkek Males	Kadın Females	Erkek Males	Kadın Females	Erkek Males	Kadın Females			
<b>7 808</b>	<b>7 512</b>	<b>7 533</b>	<b>7 124</b>	<b>6 576</b>	<b>6 263</b>	<b>7 072</b>	<b>6 349</b>	<b>A</b>	Balıkesir TR221			
7 358	7 259	7 050	6 866	6 201	6 055	6 935	6 301	B				
450	253	483	258	375	208	137	48	C				
<b>3 140</b>	<b>3 863</b>	<b>3 083</b>	<b>3 561</b>	<b>3 013</b>	<b>3 503</b>	<b>4 975</b>	<b>4 475</b>	<b>A</b>	General			
3 036	3 771	2 920	3 420	2 872	3 365	4 931	4 442	B				
104	92	163	141	141	138	44	33	C				
<b>4 668</b>	<b>3 649</b>	<b>4 450</b>	<b>3 563</b>	<b>3 563</b>	<b>2 760</b>	<b>2 097</b>	<b>1 874</b>	<b>A</b>	Vocational and technical			
4 322	3 488	4 130	3 446	3 329	2 690	2 004	1 859	B				
346	161	320	117	234	70	93	15	C				
<b>3 106</b>	<b>2 860</b>	<b>3 042</b>	<b>2 704</b>	<b>2 695</b>	<b>2 546</b>	<b>2 732</b>	<b>2 244</b>	<b>A</b>	Çanakkale TR222			
2 920	2 718	2 843	2 551	2 509	2 413	2 683	2 212	B				
186	142	199	153	186	133	49	32	C				
<b>1 347</b>	<b>1 712</b>	<b>1 326</b>	<b>1 573</b>	<b>1 358</b>	<b>1 593</b>	<b>2 017</b>	<b>1 705</b>	<b>A</b>	General			
1 266	1 611	1 223	1 467	1 255	1 495	1 993	1 686	B				
81	101	103	106	103	98	24	19	C				
<b>1 759</b>	<b>1 148</b>	<b>1 716</b>	<b>1 131</b>	<b>1 337</b>	<b>953</b>	<b>715</b>	<b>539</b>	<b>A</b>	Vocational and technical			
1 654	1 107	1 620	1 084	1 254	918	690	526	B				
105	41	96	47	83	35	25	13	C				
<b>26 822</b>	<b>25 022</b>	<b>24 604</b>	<b>23 716</b>	<b>21 816</b>	<b>21 795</b>	<b>38 139</b>	<b>28 682</b>	<b>A</b>	İzmir TR310			
26 005	24 223	23 882	23 004	21 258	21 183	37 935	28 533	B				
817	799	722	712	558	612	204	149	C				
<b>10 491</b>	<b>11 828</b>	<b>11 055</b>	<b>12 691</b>	<b>10 517</b>	<b>12 372</b>	<b>26 175</b>	<b>20 024</b>	<b>A</b>	General			
10 164	11 409	10 736	12 244	10 244	11 990	26 098	19 972	B				
327	419	319	447	273	382	77	52	C				
<b>16 331</b>	<b>13 194</b>	<b>13 549</b>	<b>11 025</b>	<b>11 299</b>	<b>9 423</b>	<b>11 964</b>	<b>8 658</b>	<b>A</b>	Vocational and technical			
15 841	12 814	13 146	10 760	11 014	9 193	11 837	8 561	B				
490	380	403	265	285	230	127	97	C				
<b>7 287</b>	<b>6 814</b>	<b>6 281</b>	<b>6 337</b>	<b>5 465</b>	<b>5 614</b>	<b>6 749</b>	<b>5 449</b>	<b>A</b>	Aydın TR321			
6 899	6 413	5 933	5 976	5 214	5 307	6 661	5 375	B				
388	401	348	361	251	307	88	74	C				
<b>3 283</b>	<b>3 864</b>	<b>3 063</b>	<b>3 736</b>	<b>2 871</b>	<b>3 499</b>	<b>5 021</b>	<b>4 193</b>	<b>A</b>	General			
3 113	3 609	2 898	3 476	2 723	3 262	4 977	4 159	B				
170	255	165	260	148	237	44	34	C				
<b>4 004</b>	<b>2 950</b>	<b>3 218</b>	<b>2 601</b>	<b>2 594</b>	<b>2 115</b>	<b>1 728</b>	<b>1 256</b>	<b>A</b>	Vocational and technical			
3 786	2 804	3 035	2 500	2 491	2 045	1 684	1 216	B				
218	146	183	101	103	70	44	40	C				
<b>7 149</b>	<b>6 889</b>	<b>6 324</b>	<b>6 374</b>	<b>5 418</b>	<b>5 392</b>	<b>6 458</b>	<b>5 556</b>	<b>A</b>	Denizli TR322			
6 531	6 357	5 823	5 893	4 987	4 982	6 360	5 484	B				
618	532	501	481	431	410	98	72	C				
<b>3 047</b>	<b>3 606</b>	<b>2 922</b>	<b>3 554</b>	<b>2 703</b>	<b>3 126</b>	<b>4 692</b>	<b>4 045</b>	<b>A</b>	General			
2 778	3 329	2 662	3 242	2 467	2 867	4 646	3 996	B				
269	277	260	312	236	259	46	49	C				
<b>4 102</b>	<b>3 283</b>	<b>3 402</b>	<b>2 820</b>	<b>2 715</b>	<b>2 266</b>	<b>1 766</b>	<b>1 511</b>	<b>A</b>	Vocational and technical			
3 753	3 028	3 161	2 651	2 520	2 115	1 714	1 488	B				
349	255	241	169	195	151	52	23	C				

**2.13 İstatistiki Bölge Birimleri Sınıflaması 3. düzey, yerleşim yeri ve doğum yıllarına göre ortaöğretimde öğrenci sayısı (devam)**

[2013/'14 öğretim yılı başı]

İBBS 3. Düzey	A. Toplam	B. Şehir	C. Köy	Doğum Yılları - Year of Birth						
				Toplam - Total			2000 ve Sonraki Doğumlar Born in 2000 and After		1999	
				Toplam Total	Erkek Males	Kadın Females	Erkek Males	Kadın Females	Erkek Males	Kadın Females
TR323 Muğla	A	52 267	27 988	24 279	141	180	4 620	4 358		
	B	43 861	23 286	20 575	116	134	3 680	3 534		
	C	8 406	4 702	3 704	25	46	940	824		
Genel	A	31 103	15 470	15 633	43	97	1 967	2 476		
	B	26 514	13 369	13 145	30	72	1 537	1 940		
	C	4 589	2 101	2 488	13	25	430	536		
Mesleki ve teknik	A	21 164	12 518	8 646	98	83	2 653	1 882		
	B	17 347	9 917	7 430	86	62	2 143	1 594		
	C	3 817	2 601	1 216	12	21	510	288		
TR331 Manisa	A	84 235	43 213	41 022	230	288	8 440	7 971		
	B	80 445	41 413	39 032	216	266	7 923	7 407		
	C	3 790	1 800	1 990	14	22	517	564		
Genel	A	41 729	19 240	22 489	57	134	3 219	4 096		
	B	39 186	18 045	21 141	55	126	2 895	3 753		
	C	2 543	1 195	1 348	2	8	324	343		
Mesleki ve teknik	A	42 506	23 973	18 533	173	154	5 221	3 875		
	B	41 259	23 368	17 891	161	140	5 028	3 654		
	C	1 247	605	642	12	14	193	221		
TR332 Afyonkarahisar	A	44 384	23 444	20 940	204	277	4 338	4 399		
	B	43 123	22 678	20 445	195	270	4 157	4 250		
	C	1 261	766	495	9	7	181	149		
Genel	A	20 522	10 327	10 195	62	124	1 450	2 055		
	B	20 363	10 256	10 107	62	124	1 450	2 054		
	C	159	71	88	-	-	-	1		
Mesleki ve teknik	A	23 862	13 117	10 745	142	153	2 888	2 344		
	B	22 760	12 422	10 338	133	146	2 707	2 196		
	C	1 102	695	407	9	7	181	148		
TR333 Kütahya	A	37 598	19 613	17 985	59	83	3 515	3 362		
	B	37 030	19 286	17 744	59	82	3 456	3 316		
	C	568	327	241	-	1	59	46		
Genel	A	17 898	8 848	9 050	26	40	1 385	1 517		
	B	17 760	8 769	8 991	26	40	1 385	1 516		
	C	138	79	59	-	-	-	1		
Mesleki ve teknik	A	19 700	10 765	8 935	33	43	2 130	1 845		
	B	19 270	10 517	8 753	33	42	2 071	1 800		
	C	430	248	182	-	1	59	45		
TR334 Uşak	A	22 485	11 259	11 226	48	70	2 096	2 147		
	B	22 399	11 205	11 194	48	70	2 085	2 144		
	C	86	54	32	-	-	11	3		
Genel	A	13 843	6 336	7 507	19	43	979	1 324		
	B	13 824	6 323	7 501	19	43	979	1 324		
	C	19	13	6	-	-	-	-		
Mesleki ve teknik	A	8 642	4 923	3 719	29	27	1 117	823		
	B	8 575	4 882	3 693	29	27	1 106	820		
	C	67	41	26	-	-	11	3		



2.13 Number of students in secondary education by year of birth and settlement place according to Statistical Regions Level 3 (continued)  
[Beginning of the educational year 2013/'14]

A. Total		B. City		C. Village						
		Doğum Yılları		-		Year of Birth				
1998		1997		1996		1995 ve Önceki Doğumlar		Born in 1995 and Before		
Erkek	Kadın	Erkek	Kadın	Erkek	Kadın	Erkek	Kadın	Erkek	Kadın	SR Level 3
Males	Females	Males	Females	Males	Females	Males	Females	Males	Females	
5 777	5 166	5 290	5 033	4 620	4 392	7 540	5 150	A		Muğla TR323
4 548	4 232	4 067	4 027	3 685	3 670	7 190	4 978	B		
1 229	934	1 223	1 006	935	722	350	172	C		
2 498	3 014	2 527	3 024	2 400	2 718	6 035	4 304	A		General
1 954	2 371	1 991	2 360	1 971	2 205	5 886	4 197	B		
544	643	536	664	429	513	149	107	C		
3 279	2 152	2 763	2 009	2 220	1 674	1 505	846	A		Vocational and technical
2 594	1 861	2 076	1 667	1 714	1 465	1 304	781	B		
685	291	687	342	506	209	201	65	C		
9 839	9 398	8 826	8 551	7 708	7 441	8 170	7 373	A		Manisa TR331
9 409	8 898	8 448	8 107	7 355	7 052	8 062	7 302	B		
430	500	378	444	353	389	108	71	C		
3 994	4 873	3 643	4 380	3 308	4 044	5 019	4 962	A		General
3 702	4 534	3 383	4 066	3 050	3 756	4 960	4 906	B		
292	339	260	314	258	288	59	56	C		
5 845	4 525	5 183	4 171	4 400	3 397	3 151	2 411	A		Vocational and technical
5 707	4 364	5 065	4 041	4 305	3 296	3 102	2 396	B		
138	161	118	130	95	101	49	15	C		
5 433	5 049	4 793	4 501	3 904	3 535	4 772	3 179	A		Afyonkarahisar TR332
5 246	4 953	4 596	4 386	3 764	3 434	4 720	3 152	B		
187	96	197	115	140	101	52	27	C		
2 040	2 357	1 768	1 928	1 589	1 592	3 418	2 139	A		General
2 037	2 351	1 751	1 891	1 552	1 551	3 404	2 136	B		
3	6	17	37	37	41	14	3	C		
3 393	2 692	3 025	2 573	2 315	1 943	1 354	1 040	A		Vocational and technical
3 209	2 602	2 845	2 495	2 212	1 883	1 316	1 016	B		
184	90	180	78	103	60	38	24	C		
4 029	3 892	4 011	3 693	3 502	3 268	4 497	3 687	A		Kütahya TR333
3 941	3 840	3 918	3 613	3 444	3 213	4 468	3 680	B		
88	52	93	80	58	55	29	7	C		
1 632	1 770	1 628	1 651	1 477	1 500	2 700	2 572	A		General
1 612	1 755	1 599	1 628	1 459	1 482	2 688	2 570	B		
20	15	29	23	18	18	12	2	C		
2 397	2 122	2 383	2 042	2 025	1 768	1 797	1 115	A		Vocational and technical
2 329	2 085	2 319	1 985	1 985	1 731	1 780	1 110	B		
68	37	64	57	40	37	17	5	C		
2 398	2 529	2 347	2 343	1 995	1 929	2 375	2 208	A		Uşak TR334
2 383	2 520	2 334	2 334	1 983	1 921	2 372	2 205	B		
15	9	13	9	12	8	3	3	C		
1 113	1 544	1 210	1 481	1 155	1 311	1 860	1 804	A		General
1 113	1 544	1 202	1 478	1 153	1 309	1 857	1 803	B		
-	-	8	3	2	2	3	1	C		
1 285	985	1 137	862	840	618	515	404	A		Vocational and technical
1 270	976	1 132	856	830	612	515	402	B		
15	9	5	6	10	6	-	2	C		

**2.13 İstatistiki Bölge Birimleri Sınıflaması 3. düzey, yerleşim yeri ve doğum yıllarına göre ortaöğretimde öğrenci sayısı (devam)**

[2013/'14 öğretim yılı başı]

İBBS 3. Düzey	A. Toplam	B. Şehir	C. Köy	Doğum Yılları - Year of Birth						
				Toplam - Total			2000 ve Sonraki Doğumlar Born in 2000 and After		1999	
				Toplam Total	Erkek Males	Kadın Females	Erkek Males	Kadın Females	Erkek Males	Kadın Females
TR411 Bursa	A	184 724	96 772	87 952	381	411	17 147	16 412		
	B	182 893	95 494	87 399	369	406	16 768	16 192		
	C	1 831	1 278	553	12	5	379	220		
Genel	A	78 632	37 972	40 660	95	118	4 961	5 730		
	B	77 600	37 180	40 420	89	118	4 773	5 674		
	C	1 032	792	240	6	-	188	56		
Mesleki ve teknik	A	106 092	58 800	47 292	286	293	12 186	10 682		
	B	105 293	58 314	46 979	280	288	11 995	10 518		
	C	799	486	313	6	5	191	164		
TR412 Eskişehir	A	50 784	26 606	24 178	87	90	4 697	4 555		
	B	50 269	26 276	23 993	83	89	4 613	4 531		
	C	515	330	185	4	1	84	24		
Genel	A	26 894	12 293	14 601	37	37	2 064	2 675		
	B	26 547	12 060	14 487	33	37	2 005	2 663		
	C	347	233	114	4	-	59	12		
Mesleki ve teknik	A	23 890	14 313	9 577	50	53	2 633	1 880		
	B	23 722	14 216	9 506	50	52	2 608	1 868		
	C	168	97	71	-	1	25	12		
TR413 Bilecik	A	13 439	7 016	6 423	39	30	1 318	1 311		
	B	13 439	7 016	6 423	39	30	1 318	1 311		
	C	-	-	-	-	-	-	-		
Genel	A	6 293	3 058	3 235	10	11	514	595		
	B	6 293	3 058	3 235	10	11	514	595		
	C	-	-	-	-	-	-	-		
Mesleki ve teknik	A	7 146	3 958	3 188	29	19	804	716		
	B	7 146	3 958	3 188	29	19	804	716		
	C	-	-	-	-	-	-	-		
TR421 Kocaeli	A	126 237	66 706	59 531	311	399	11 674	11 203		
	B	118 258	61 911	56 347	288	372	10 607	10 495		
	C	7 979	4 795	3 184	23	27	1 067	708		
Genel	A	60 935	30 922	30 013	113	173	4 477	4 858		
	B	58 176	29 463	28 713	108	160	4 146	4 573		
	C	2 759	1 459	1 300	5	13	331	285		
Mesleki ve teknik	A	65 302	35 784	29 518	198	226	7 197	6 345		
	B	60 082	32 448	27 634	180	212	6 461	5 922		
	C	5 220	3 336	1 884	18	14	736	423		
TR422 Sakarya	A	66 169	33 837	32 332	148	223	6 275	5 939		
	B	65 453	33 270	32 183	146	221	6 181	5 907		
	C	716	567	149	2	2	94	32		
Genel	A	29 146	13 278	15 868	63	106	2 533	2 904		
	B	29 002	13 203	15 799	63	106	2 532	2 900		
	C	144	75	69	-	-	1	4		
Mesleki ve teknik	A	37 023	20 559	16 464	85	117	3 742	3 035		
	B	36 451	20 067	16 384	83	115	3 649	3 007		
	C	572	492	80	2	2	93	28		

2.13 Number of students in secondary education by year of birth and settlement place according to Statistical Regions Level 3 (continued)  
[Beginning of the educational year 2013/'14]

A. Total		B. City		C. Village		Doğum Yılları		Year of Birth		1995 ve Önceki Doğumlar		SR Level 3
										Born in 1995 and Before		
1998		1997		1996		1995 ve Önceki Doğumlar						
Erkek	Kadın	Erkek	Kadın	Erkek	Kadın	Erkek	Kadın	Erkek	Kadın	Erkek	Kadın	
Males	Females	Males	Females	Males	Females	Males	Females	Males	Females	Males	Females	
<b>20 119</b>	<b>18 577</b>	<b>18 429</b>	<b>17 627</b>	<b>16 827</b>	<b>15 774</b>	<b>23 869</b>	<b>19 151</b>	<b>A</b>				Bursa TR411
19 792	18 461	18 155	17 507	16 580	15 706	23 830	19 127	B				
327	116	274	120	247	68	39	24	C				
<b>6 410</b>	<b>7 218</b>	<b>6 599</b>	<b>7 789</b>	<b>6 605</b>	<b>7 628</b>	<b>13 302</b>	<b>12 177</b>	<b>A</b>				General
6 210	7 166	6 418	7 722	6 412	7 577	13 278	12 163	B				
200	52	181	67	193	51	24	14	C				
<b>13 709</b>	<b>11 359</b>	<b>11 830</b>	<b>9 838</b>	<b>10 222</b>	<b>8 146</b>	<b>10 567</b>	<b>6 974</b>	<b>A</b>				Vocational and technical
13 582	11 295	11 737	9 785	10 168	8 129	10 552	6 964	B				
127	64	93	53	54	17	15	10	C				
<b>5 577</b>	<b>5 360</b>	<b>5 579</b>	<b>5 045</b>	<b>5 029</b>	<b>4 561</b>	<b>5 637</b>	<b>4 567</b>	<b>A</b>				Eskişehir TR412
5 505	5 306	5 485	4 993	4 959	4 511	5 631	4 563	B				
72	54	94	52	70	50	6	4	C				
<b>2 272</b>	<b>3 036</b>	<b>2 367</b>	<b>2 983</b>	<b>2 133</b>	<b>2 711</b>	<b>3 420</b>	<b>3 159</b>	<b>A</b>				General
2 224	3 008	2 300	2 941	2 079	2 681	3 419	3 157	B				
48	28	67	42	54	30	1	2	C				
<b>3 305</b>	<b>2 324</b>	<b>3 212</b>	<b>2 062</b>	<b>2 896</b>	<b>1 850</b>	<b>2 217</b>	<b>1 408</b>	<b>A</b>				Vocational and technical
3 281	2 298	3 185	2 052	2 880	1 830	2 212	1 406	B				
24	26	27	10	16	20	5	2	C				
<b>1 550</b>	<b>1 371</b>	<b>1 439</b>	<b>1 394</b>	<b>1 301</b>	<b>1 285</b>	<b>1 369</b>	<b>1 032</b>	<b>A</b>				Bilecik TR413
1 550	1 371	1 439	1 394	1 301	1 285	1 369	1 032	B				
-	-	-	-	-	-	-	-	C				
<b>531</b>	<b>587</b>	<b>512</b>	<b>647</b>	<b>539</b>	<b>624</b>	<b>952</b>	<b>771</b>	<b>A</b>				General
531	587	512	647	539	624	952	771	B				
-	-	-	-	-	-	-	-	C				
<b>1 019</b>	<b>784</b>	<b>927</b>	<b>747</b>	<b>762</b>	<b>661</b>	<b>417</b>	<b>261</b>	<b>A</b>				Vocational and technical
1 019	784	927	747	762	661	417	261	B				
-	-	-	-	-	-	-	-	C				
<b>13 071</b>	<b>12 018</b>	<b>11 701</b>	<b>10 936</b>	<b>10 539</b>	<b>9 875</b>	<b>19 410</b>	<b>15 100</b>	<b>A</b>				Kocaeli TR421
11 821	11 202	10 500	10 129	9 610	9 204	19 085	14 945	B				
1 250	816	1 201	807	929	671	325	155	C				
<b>5 399</b>	<b>5 373</b>	<b>5 027</b>	<b>5 197</b>	<b>4 706</b>	<b>5 070</b>	<b>11 200</b>	<b>9 342</b>	<b>A</b>				General
5 020	5 049	4 673	4 884	4 411	4 761	11 105	9 286	B				
379	324	354	313	295	309	95	56	C				
<b>7 672</b>	<b>6 645</b>	<b>6 674</b>	<b>5 739</b>	<b>5 833</b>	<b>4 805</b>	<b>8 210</b>	<b>5 758</b>	<b>A</b>				Vocational and technical
6 801	6 153	5 827	5 245	5 199	4 443	7 980	5 659	B				
871	492	847	494	634	362	230	99	C				
<b>7 120</b>	<b>6 698</b>	<b>6 588</b>	<b>6 126</b>	<b>5 877</b>	<b>5 424</b>	<b>7 829</b>	<b>7 922</b>	<b>A</b>				Sakarya TR422
6 965	6 659	6 439	6 087	5 775	5 396	7 764	7 913	B				
155	39	149	39	102	28	65	9	C				
<b>2 430</b>	<b>2 831</b>	<b>2 396</b>	<b>2 648</b>	<b>2 175</b>	<b>2 458</b>	<b>3 681</b>	<b>4 921</b>	<b>A</b>				General
2 410	2 810	2 373	2 624	2 157	2 441	3 668	4 918	B				
20	21	23	24	18	17	13	3	C				
<b>4 690</b>	<b>3 867</b>	<b>4 192</b>	<b>3 478</b>	<b>3 702</b>	<b>2 966</b>	<b>4 148</b>	<b>3 001</b>	<b>A</b>				Vocational and technical
4 555	3 849	4 066	3 463	3 618	2 955	4 096	2 995	B				
135	18	126	15	84	11	52	6	C				

**2.13 İstatistiki Bölge Birimleri Sınıflaması 3. düzey, yerleşim yeri ve doğum yıllarına göre ortaöğretimde öğrenci sayısı (devam)**

[2013/'14 öğretim yılı başı]

İBBS 3. Düzey	A. Toplam	B. Şehir	C. Köy	Doğum Yılları - Year of Birth						
				Toplam - Total			2000 ve Sonraki Doğumlar Born in 2000 and After		1999	
				Toplam Total	Erkek Males	Kadın Females	Erkek Males	Kadın Females	Erkek Males	Kadın Females
TR423 Düzce	A	25 044	12 760	12 284	81	135	2 417	2 169		
	B	24 419	12 424	11 995	78	130	2 352	2 121		
	C	625	336	289	3	5	65	48		
Genel	A	11 172	5 280	5 892	25	51	875	974		
	B	10 761	5 061	5 700	23	50	827	941		
	C	411	219	192	2	1	48	33		
Mesleki ve teknik	A	13 872	7 480	6 392	56	84	1 542	1 195		
	B	13 658	7 363	6 295	55	80	1 525	1 180		
	C	214	117	97	1	4	17	15		
TR424 Bolu	A	18 781	9 931	8 850	50	36	1 817	1 667		
	B	18 700	9 892	8 808	50	36	1 812	1 656		
	C	81	39	42	-	-	5	11		
Genel	A	8 832	3 907	4 925	7	14	682	832		
	B	8 776	3 882	4 894	7	14	682	831		
	C	56	25	31	-	-	-	1		
Mesleki ve teknik	A	9 949	6 024	3 925	43	22	1 135	835		
	B	9 924	6 010	3 914	43	22	1 130	825		
	C	25	14	11	-	-	5	10		
TR425 Yalova	A	15 050	7 905	7 145	35	40	1 412	1 325		
	B	12 794	6 570	6 224	30	32	1 098	1 076		
	C	2 256	1 335	921	5	8	314	249		
Genel	A	7 967	4 028	3 939	17	19	708	788		
	B	6 472	3 350	3 122	13	12	531	556		
	C	1 495	678	817	4	7	177	232		
Mesleki ve teknik	A	7 083	3 877	3 206	18	21	704	537		
	B	6 322	3 220	3 102	17	20	567	520		
	C	761	657	104	1	1	137	17		
TR510 Ankara	A	354 883	185 561	169 322	671	881	32 601	32 266		
	B	351 070	183 717	167 353	653	861	32 129	31 849		
	C	3 813	1 844	1 969	18	20	472	417		
Genel	A	197 994	100 096	97 898	234	344	12 665	14 484		
	B	195 158	98 749	96 409	222	335	12 359	14 192		
	C	2 836	1 347	1 489	12	9	306	292		
Mesleki ve teknik	A	156 889	85 465	71 424	437	537	19 936	17 782		
	B	155 912	84 968	70 944	431	526	19 770	17 657		
	C	977	497	480	6	11	166	125		
TR521 Konya	A	148 510	76 184	72 326	543	876	13 786	13 787		
	B	144 159	73 954	70 205	507	830	13 318	13 345		
	C	4 351	2 230	2 121	36	46	468	442		
Genel	A	68 716	35 671	33 045	145	274	4 039	4 590		
	B	66 377	34 600	31 777	143	256	3 890	4 390		
	C	2 339	1 071	1 268	2	18	149	200		
Mesleki ve teknik	A	79 794	40 513	39 281	398	602	9 747	9 197		
	B	77 782	39 354	38 428	364	574	9 428	8 955		
	C	2 012	1 159	853	34	28	319	242		

## 2.13 Number of students in secondary education by year of birth and settlement place according to Statistical Regions Level 3 (continued)

[Beginning of the educational year 2013/'14]

A. Total B. City C. Village

		Doğum Yılları		- Year of Birth						
						1995 ve Önceki Doğumlar		Born in 1995 and Before		
1998		1997		1996						
Erkek	Kadın	Erkek	Kadın	Erkek	Kadın	Erkek	Kadın	Erkek	Kadın	SR Level 3
Males	Females	Males	Females	Males	Females	Males	Females	Males	Females	
<b>2 624</b>	<b>2 472</b>	<b>2 463</b>	<b>2 301</b>	<b>2 163</b>	<b>2 061</b>	<b>3 012</b>	<b>3 146</b>	<b>A</b>		Düzce TR423
2 529	2 397	2 370	2 215	2 097	1 995	2 998	3 137	B		
95	75	93	86	66	66	14	9	C		
<b>870</b>	<b>1 014</b>	<b>853</b>	<b>1 000</b>	<b>852</b>	<b>921</b>	<b>1 805</b>	<b>1 932</b>	<b>A</b>		General
806	966	806	946	800	868	1 799	1 929	B		
64	48	47	54	52	53	6	3	C		
<b>1 754</b>	<b>1 458</b>	<b>1 610</b>	<b>1 301</b>	<b>1 311</b>	<b>1 140</b>	<b>1 207</b>	<b>1 214</b>	<b>A</b>		Vocational and technical
1 723	1 431	1 564	1 269	1 297	1 127	1 199	1 208	B		
31	27	46	32	14	13	8	6	C		
<b>2 114</b>	<b>1 867</b>	<b>2 036</b>	<b>1 878</b>	<b>2 063</b>	<b>1 725</b>	<b>1 851</b>	<b>1 677</b>	<b>A</b>		Bolu TR424
2 103	1 858	2 026	1 868	2 051	1 715	1 850	1 675	B		
11	9	10	10	12	10	1	2	C		
<b>681</b>	<b>976</b>	<b>704</b>	<b>995</b>	<b>741</b>	<b>947</b>	<b>1 092</b>	<b>1 161</b>	<b>A</b>		General
675	968	698	985	729	937	1 091	1 159	B		
6	8	6	10	12	10	1	2	C		
<b>1 433</b>	<b>891</b>	<b>1 332</b>	<b>883</b>	<b>1 322</b>	<b>778</b>	<b>759</b>	<b>516</b>	<b>A</b>		Vocational and technical
1 428	890	1 328	883	1 322	778	759	516	B		
5	1	4	-	-	-	-	-	C		
<b>1 562</b>	<b>1 376</b>	<b>1 527</b>	<b>1 418</b>	<b>1 380</b>	<b>1 309</b>	<b>1 989</b>	<b>1 677</b>	<b>A</b>		Yalova TR425
1 218	1 157	1 165	1 195	1 102	1 102	1 957	1 662	B		
344	219	362	223	278	207	32	15	C		
<b>626</b>	<b>695</b>	<b>660</b>	<b>660</b>	<b>651</b>	<b>644</b>	<b>1 366</b>	<b>1 133</b>	<b>A</b>		General
462	501	499	467	489	463	1 356	1 123	B		
164	194	161	193	162	181	10	10	C		
<b>936</b>	<b>681</b>	<b>867</b>	<b>758</b>	<b>729</b>	<b>665</b>	<b>623</b>	<b>544</b>	<b>A</b>		Vocational and technical
756	656	666	728	613	639	601	539	B		
180	25	201	30	116	26	22	5	C		
<b>37 794</b>	<b>36 224</b>	<b>35 460</b>	<b>33 922</b>	<b>32 200</b>	<b>30 551</b>	<b>46 835</b>	<b>35 478</b>	<b>A</b>		Ankara TR510
37 348	35 747	35 037	33 422	31 796	30 085	46 754	35 389	B		
446	477	423	500	404	466	81	89	C		
<b>16 589</b>	<b>17 773</b>	<b>18 659</b>	<b>19 941</b>	<b>17 873</b>	<b>19 256</b>	<b>34 076</b>	<b>26 100</b>	<b>A</b>		General
16 274	17 406	18 322	19 532	17 554	18 897	34 018	26 047	B		
315	367	337	409	319	359	58	53	C		
<b>21 205</b>	<b>18 451</b>	<b>16 801</b>	<b>13 981</b>	<b>14 327</b>	<b>11 295</b>	<b>12 759</b>	<b>9 378</b>	<b>A</b>		Vocational and technical
21 074	18 341	16 715	13 890	14 242	11 188	12 736	9 342	B		
131	110	86	91	85	107	23	36	C		
<b>17 042</b>	<b>16 307</b>	<b>14 902</b>	<b>14 414</b>	<b>12 277</b>	<b>12 096</b>	<b>17 634</b>	<b>14 846</b>	<b>A</b>		Konya TR521
16 413	15 762	14 388	13 844	11 833	11 666	17 495	14 758	B		
629	545	514	570	444	430	139	88	C		
<b>6 466</b>	<b>6 553</b>	<b>6 403</b>	<b>6 278</b>	<b>5 986</b>	<b>5 976</b>	<b>12 632</b>	<b>9 374</b>	<b>A</b>		General
6 194	6 219	6 125	5 927	5 703	5 671	12 545	9 314	B		
272	334	278	351	283	305	87	60	C		
<b>10 576</b>	<b>9 754</b>	<b>8 499</b>	<b>8 136</b>	<b>6 291</b>	<b>6 120</b>	<b>5 002</b>	<b>5 472</b>	<b>A</b>		Vocational and technical
10 219	9 543	8 263	7 917	6 130	5 995	4 950	5 444	B		
357	211	236	219	161	125	52	28	C		

**2.13 İstatistiki Bölge Birimleri Sınıflaması 3. düzey, yerleşim yeri ve doğum yıllarına göre ortaöğretimde öğrenci sayısı (devam)**

[2013/'14 öğretim yılı başı]

İBBS 3. Düzey	A. Toplam	B. Şehir	C. Köy	Doğum Yılları - Year of Birth						
				Toplam - Total			2000 ve Sonraki Doğumlar Born in 2000 and After		1999	
				Toplam Total	Erkek Males	Kadın Females	Erkek Males	Kadın Females	Erkek Males	Kadın Females
<b>TR522 Karaman</b>	<b>A</b>	<b>18 838</b>	<b>9 280</b>	<b>9 558</b>	<b>51</b>	<b>103</b>	<b>1 656</b>	<b>1 888</b>		
	B	18 421	9 096	9 325	49	100	1 616	1 836		
	C	417	184	233	2	3	40	52		
Genel	<b>A</b>	<b>11 593</b>	<b>5 644</b>	<b>5 949</b>	<b>15</b>	<b>52</b>	<b>725</b>	<b>985</b>		
	B	11 302	5 523	5 779	15	51	725	983		
	C	291	121	170	-	1	-	2		
Mesleki ve teknik	<b>A</b>	<b>7 245</b>	<b>3 636</b>	<b>3 609</b>	<b>36</b>	<b>51</b>	<b>931</b>	<b>903</b>		
	B	7 119	3 573	3 546	34	49	891	853		
	C	126	63	63	2	2	40	50		
<b>TR611 Antalya</b>	<b>A</b>	<b>149 508</b>	<b>77 255</b>	<b>72 253</b>	<b>433</b>	<b>579</b>	<b>12 836</b>	<b>12 583</b>		
	B	138 970	71 668	67 302	373	500	11 431	11 272		
	C	10 538	5 587	4 951	60	79	1 405	1 311		
Genel	<b>A</b>	<b>89 113</b>	<b>45 715</b>	<b>43 398</b>	<b>169</b>	<b>314</b>	<b>5 538</b>	<b>6 872</b>		
	B	82 088	42 420	39 668	140	252	4 775	5 905		
	C	7 025	3 295	3 730	29	62	763	967		
Mesleki ve teknik	<b>A</b>	<b>60 395</b>	<b>31 540</b>	<b>28 855</b>	<b>264</b>	<b>265</b>	<b>7 298</b>	<b>5 711</b>		
	B	56 882	29 248	27 634	233	248	6 656	5 367		
	C	3 513	2 292	1 221	31	17	642	344		
<b>TR612 Isparta</b>	<b>A</b>	<b>28 326</b>	<b>14 405</b>	<b>13 921</b>	<b>83</b>	<b>110</b>	<b>2 671</b>	<b>2 776</b>		
	B	28 122	14 295	13 827	83	110	2 652	2 762		
	C	204	110	94	-	-	19	14		
Genel	<b>A</b>	<b>13 932</b>	<b>6 631</b>	<b>7 301</b>	<b>26</b>	<b>45</b>	<b>1 115</b>	<b>1 361</b>		
	B	13 728	6 521	7 207	26	45	1 096	1 347		
	C	204	110	94	-	-	19	14		
Mesleki ve teknik	<b>A</b>	<b>14 394</b>	<b>7 774</b>	<b>6 620</b>	<b>57</b>	<b>65</b>	<b>1 556</b>	<b>1 415</b>		
	B	14 394	7 774	6 620	57	65	1 556	1 415		
	C	-	-	-	-	-	-	-		
<b>TR613 Burdur</b>	<b>A</b>	<b>15 716</b>	<b>8 020</b>	<b>7 696</b>	<b>43</b>	<b>68</b>	<b>1 339</b>	<b>1 466</b>		
	B	15 469	7 896	7 573	39	67	1 307	1 436		
	C	247	124	123	4	1	32	30		
Genel	<b>A</b>	<b>8 358</b>	<b>3 804</b>	<b>4 554</b>	<b>13</b>	<b>38</b>	<b>551</b>	<b>837</b>		
	B	8 153	3 709	4 444	10	37	538	815		
	C	205	95	110	3	1	13	22		
Mesleki ve teknik	<b>A</b>	<b>7 358</b>	<b>4 216</b>	<b>3 142</b>	<b>30</b>	<b>30</b>	<b>788</b>	<b>629</b>		
	B	7 316	4 187	3 129	29	30	769	621		
	C	42	29	13	1		19	8		
<b>TR621 Adana</b>	<b>A</b>	<b>155 222</b>	<b>81 872</b>	<b>73 350</b>	<b>628</b>	<b>924</b>	<b>13 331</b>	<b>13 291</b>		
	B	153 512	80 890	72 622	615	902	13 177	13 151		
	C	1 710	982	728	13	22	154	140		
Genel	<b>A</b>	<b>90 984</b>	<b>44 305</b>	<b>46 679</b>	<b>263</b>	<b>525</b>	<b>6 440</b>	<b>7 738</b>		
	B	89 982	43 835	46 147	261	516	6 392	7 660		
	C	1 002	470	532	2	9	48	78		
Mesleki ve teknik	<b>A</b>	<b>64 238</b>	<b>37 567</b>	<b>26 671</b>	<b>365</b>	<b>399</b>	<b>6 891</b>	<b>5 553</b>		
	B	63 530	37 055	26 475	354	386	6 785	5 491		
	C	708	512	196	11	13	106	62		

2.13 Number of students in secondary education by year of birth and settlement place according to Statistical Regions Level 3 (continued)  
[Beginning of the educational year 2013/'14]

A. Total		B. City		C. Village		Doğum Yılları		Year of Birth		1995 ve Önceki Doğumlar		SR Level 3
1998		1997		1996		Born in 1995 and Before						
Erkek	Kadın	Erkek	Kadın	Erkek	Kadın	Erkek	Kadın	Erkek	Kadın			
Males	Females	Males	Females	Males	Females	Males	Females	Males	Females			
<b>2 080</b>	<b>2 158</b>	<b>1 895</b>	<b>1 947</b>	<b>1 548</b>	<b>1 484</b>	<b>2 050</b>	<b>1 978</b>	<b>A</b>		Karaman TR522		
2 033	2 103	1 848	1 876	1 514	1 436	2 036	1 974	B				
47	55	47	71	34	48	14	4	C				
<b>1 105</b>	<b>1 263</b>	<b>1 144</b>	<b>1 211</b>	<b>1 023</b>	<b>1 009</b>	<b>1 632</b>	<b>1 429</b>	<b>A</b>		General		
1 078	1 216	1 098	1 143	989	961	1 618	1 425	B				
27	47	46	68	34	48	14	4	C				
<b>975</b>	<b>895</b>	<b>751</b>	<b>736</b>	<b>525</b>	<b>475</b>	<b>418</b>	<b>549</b>	<b>A</b>		Vocational and technical		
955	887	750	733	525	475	418	549	B				
20	8	1	3	-	-	-	-	C				
<b>15 957</b>	<b>14 967</b>	<b>14 411</b>	<b>14 331</b>	<b>12 378</b>	<b>12 115</b>	<b>21 240</b>	<b>17 678</b>	<b>A</b>		Antalya TR611		
14 468	13 591	13 104	13 184	11 384	11 241	20 908	17 514	B				
1 489	1 376	1 307	1 147	994	874	332	164	C				
<b>7 835</b>	<b>7 999</b>	<b>7 789</b>	<b>8 121</b>	<b>7 166</b>	<b>7 277</b>	<b>17 218</b>	<b>12 815</b>	<b>A</b>		General		
6 911	6 972	6 991	7 261	6 571	6 578	17 032	12 700	B				
924	1 027	798	860	595	699	186	115	C				
<b>8 122</b>	<b>6 968</b>	<b>6 622</b>	<b>6 210</b>	<b>5 212</b>	<b>4 838</b>	<b>4 022</b>	<b>4 863</b>	<b>A</b>		Vocational and technical		
7 557	6 619	6 113	5 923	4 813	4 663	3 876	4 814	B				
565	349	509	287	399	175	146	49	C				
<b>3 098</b>	<b>3 075</b>	<b>3 043</b>	<b>3 055</b>	<b>2 613</b>	<b>2 647</b>	<b>2 897</b>	<b>2 258</b>	<b>A</b>		Isparta TR612		
3 071	3 056	3 011	3 025	2 587	2 617	2 891	2 257	B				
27	19	32	30	26	30	6	1	C				
<b>1 156</b>	<b>1 398</b>	<b>1 289</b>	<b>1 568</b>	<b>1 182</b>	<b>1 443</b>	<b>1 863</b>	<b>1 486</b>	<b>A</b>		General		
1 129	1 379	1 257	1 538	1 156	1 413	1 857	1 485	B				
27	19	32	30	26	30	6	1	C				
<b>1 942</b>	<b>1 677</b>	<b>1 754</b>	<b>1 487</b>	<b>1 431</b>	<b>1 204</b>	<b>1 034</b>	<b>772</b>	<b>A</b>		Vocational and technical		
1 942	1 677	1 754	1 487	1 431	1 204	1 034	772	B				
-	-	-	-	-	-	-	-	C				
<b>1 847</b>	<b>1 755</b>	<b>1 727</b>	<b>1 683</b>	<b>1 574</b>	<b>1 502</b>	<b>1 490</b>	<b>1 222</b>	<b>A</b>		Burdur TR613		
1 817	1 723	1 693	1 654	1 558	1 480	1 482	1 213	B				
30	32	34	29	16	22	8	9	C				
<b>766</b>	<b>958</b>	<b>786</b>	<b>986</b>	<b>737</b>	<b>909</b>	<b>951</b>	<b>826</b>	<b>A</b>		General		
743	931	754	957	721	887	943	817	B				
23	27	32	29	16	22	8	9	C				
<b>1 081</b>	<b>797</b>	<b>941</b>	<b>697</b>	<b>837</b>	<b>593</b>	<b>539</b>	<b>396</b>	<b>A</b>		Vocational and technical		
1 074	792	939	697	837	593	539	396	B				
7	5	2	-	-	-	-	-	C				
<b>17 259</b>	<b>15 821</b>	<b>16 331</b>	<b>14 974</b>	<b>14 282</b>	<b>12 790</b>	<b>20 041</b>	<b>15 550</b>	<b>A</b>		Adana TR621		
17 005	15 600	16 085	14 796	14 076	12 665	19 932	15 508	B				
254	221	246	178	206	125	109	42	C				
<b>8 327</b>	<b>9 443</b>	<b>8 892</b>	<b>9 862</b>	<b>8 214</b>	<b>8 869</b>	<b>12 169</b>	<b>10 242</b>	<b>A</b>		General		
8 238	9 286	8 756	9 720	8 086	8 761	12 102	10 204	B				
89	157	136	142	128	108	67	38	C				
<b>8 932</b>	<b>6 378</b>	<b>7 439</b>	<b>5 112</b>	<b>6 068</b>	<b>3 921</b>	<b>7 872</b>	<b>5 308</b>	<b>A</b>		Vocational and technical		
8 767	6 314	7 329	5 076	5 990	3 904	7 830	5 304	B				
165	64	110	36	78	17	42	4	C				

**2.13 İstatistiki Bölge Birimleri Sınıflaması 3. düzey, yerleşim yeri ve doğum yıllarına göre ortaöğretimde öğrenci sayısı (devam)**

[2013/'14 öğretim yılı başı]

İBBS 3. Düzey	A. Toplam	B. Şehir	C. Köy	Doğum Yılları - Year of Birth						
				Toplam - Total			2000 ve Sonraki Doğumlar Born in 2000 and After		1999	
				Toplam Total	Erkek Males	Kadın Females	Erkek Males	Kadın Females	Erkek Males	Kadın Females
TR622 Mersin	A		<b>122 654</b>	<b>63 211</b>	<b>59 443</b>	<b>481</b>	<b>698</b>	<b>10 963</b>	<b>10 751</b>	
	B		116 037	59 664	56 373	453	657	10 234	10 126	
	C		6 617	3 547	3 070	28	41	729	625	
Genel	A		<b>66 672</b>	<b>32 219</b>	<b>34 453</b>	<b>146</b>	<b>288</b>	<b>4 471</b>	<b>5 274</b>	
	B		62 814	30 466	32 348	137	271	4 149	4 868	
	C		3 858	1 753	2 105	9	17	322	406	
Mesleki ve teknik	A		<b>55 982</b>	<b>30 992</b>	<b>24 990</b>	<b>335</b>	<b>410</b>	<b>6 492</b>	<b>5 477</b>	
	B		53 223	29 198	24 025	316	386	6 085	5 258	
	C		2 759	1 794	965	19	24	407	219	
TR631 Hatay	A		<b>109 859</b>	<b>58 688</b>	<b>51 171</b>	<b>529</b>	<b>808</b>	<b>11 734</b>	<b>10 409</b>	
	B		93 942	49 800	44 142	439	674	9 471	8 481	
	C		15 917	8 888	7 029	90	134	2 263	1 928	
Genel	A		<b>56 162</b>	<b>27 946</b>	<b>28 216</b>	<b>137</b>	<b>362</b>	<b>3 853</b>	<b>4 855</b>	
	B		47 564	24 096	23 468	108	279	2 868	3 640	
	C		8 598	3 850	4 748	29	83	985	1 215	
Mesleki ve teknik	A		<b>53 697</b>	<b>30 742</b>	<b>22 955</b>	<b>392</b>	<b>446</b>	<b>7 881</b>	<b>5 554</b>	
	B		46 378	25 704	20 674	331	395	6 603	4 841	
	C		7 319	5 038	2 281	61	51	1 278	713	
TR632 Kahramanmaraş	A		<b>76 732</b>	<b>41 228</b>	<b>35 504</b>	<b>505</b>	<b>726</b>	<b>6 732</b>	<b>6 578</b>	
	B		71 698	38 001	33 697	426	666	6 217	6 215	
	C		5 034	3 227	1 807	79	60	515	363	
Genel	A		<b>39 080</b>	<b>20 418</b>	<b>18 662</b>	<b>114</b>	<b>208</b>	<b>1 885</b>	<b>2 275</b>	
	B		37 557	19 676	17 881	111	204	1 870	2 234	
	C		1 523	742	781	3	4	15	41	
Mesleki ve teknik	A		<b>37 652</b>	<b>20 810</b>	<b>16 842</b>	<b>391</b>	<b>518</b>	<b>4 847</b>	<b>4 303</b>	
	B		34 141	18 325	15 816	315	462	4 347	3 981	
	C		3 511	2 485	1 026	76	56	500	322	
TR633 Osmaniye	A		<b>38 835</b>	<b>20 162</b>	<b>18 673</b>	<b>179</b>	<b>272</b>	<b>3 100</b>	<b>3 319</b>	
	B		38 470	19 961	18 509	179	270	3 076	3 300	
	C		365	201	164	-	2	24	19	
Genel	A		<b>18 703</b>	<b>9 056</b>	<b>9 647</b>	<b>67</b>	<b>107</b>	<b>1 189</b>	<b>1 486</b>	
	B		18 442	8 918	9 524	67	107	1 185	1 484	
	C		261	138	123	-	-	4	2	
Mesleki ve teknik	A		<b>20 132</b>	<b>11 106</b>	<b>9 026</b>	<b>112</b>	<b>165</b>	<b>1 911</b>	<b>1 833</b>	
	B		20 028	11 043	8 985	112	163	1 891	1 816	
	C		104	63	41	-	2	20	17	
TR711 Kırıkkale	A		<b>20 537</b>	<b>10 811</b>	<b>9 726</b>	<b>51</b>	<b>78</b>	<b>1 884</b>	<b>1 894</b>	
	B		20 063	10 597	9 466	49	77	1 815	1 805	
	C		474	214	260	2	1	69	89	
Genel	A		<b>9 465</b>	<b>4 484</b>	<b>4 981</b>	<b>7</b>	<b>36</b>	<b>690</b>	<b>863</b>	
	B		9 406	4 459	4 947	7	36	689	862	
	C		59	25	34	-	-	1	1	
Mesleki ve teknik	A		<b>11 072</b>	<b>6 327</b>	<b>4 745</b>	<b>44</b>	<b>42</b>	<b>1 194</b>	<b>1 031</b>	
	B		10 657	6 138	4 519	42	41	1 126	943	
	C		415	189	226	2	1	68	88	



2.13 Number of students in secondary education by year of birth and settlement place according to Statistical Regions Level 3 (continued)  
[Beginning of the educational year 2013/'14]

A. Total		B. City		C. Village		Doğum Yılları		Year of Birth		1995 ve Önceki Doğumlar		SR Level 3
										Born in 1995 and Before		
1998	1997	1996	1995 ve Önceki Doğumlar	Erkek	Kadın	Erkek	Kadın	Erkek	Kadın	Erkek	Kadın	
Erkek	Kadın	Erkek	Kadın	Erkek	Kadın	Erkek	Kadın	Erkek	Kadın	Erkek	Kadın	
Males	Females	Males	Females	Males	Females	Males	Females	Males	Females	Males	Females	
<b>13 768</b>	<b>13 163</b>	<b>12 910</b>	<b>12 360</b>	<b>10 932</b>	<b>10 247</b>	<b>14 157</b>	<b>12 224</b>	<b>A</b>				Mersin TR622
12 879	12 406	11 971	11 510	10 269	9 614	13 858	12 060	B				
889	757	939	850	663	633	299	164	C				
<b>6 082</b>	<b>7 109</b>	<b>6 579</b>	<b>7 285</b>	<b>6 016</b>	<b>6 467</b>	<b>8 925</b>	<b>8 030</b>	<b>A</b>				General
5 668	6 563	6 093	6 719	5 616	5 996	8 803	7 931	B				
414	546	486	566	400	471	122	99	C				
<b>7 686</b>	<b>6 054</b>	<b>6 331</b>	<b>5 075</b>	<b>4 916</b>	<b>3 780</b>	<b>5 232</b>	<b>4 194</b>	<b>A</b>				Vocational and technical
7 211	5 843	5 878	4 791	4 653	3 618	5 055	4 129	B				
475	211	453	284	263	162	177	65	C				
<b>13 102</b>	<b>11 772</b>	<b>11 467</b>	<b>10 274</b>	<b>9 649</b>	<b>8 328</b>	<b>12 207</b>	<b>9 580</b>	<b>A</b>				Hatay TR631
10 749	9 892	9 400	8 632	8 046	7 093	11 695	9 370	B				
2 353	1 880	2 067	1 642	1 603	1 235	512	210	C				
<b>4 996</b>	<b>5 727</b>	<b>5 288</b>	<b>5 482</b>	<b>4 952</b>	<b>4 762</b>	<b>8 720</b>	<b>7 028</b>	<b>A</b>				General
4 023	4 491	4 368	4 318	4 200	3 852	8 529	6 888	B				
973	1 236	920	1 164	752	910	191	140	C				
<b>8 106</b>	<b>6 045</b>	<b>6 179</b>	<b>4 792</b>	<b>4 697</b>	<b>3 566</b>	<b>3 487</b>	<b>2 552</b>	<b>A</b>				Vocational and technical
6 726	5 401	5 032	4 314	3 846	3 241	3 166	2 482	B				
1 380	644	1 147	478	851	325	321	70	C				
<b>8 734</b>	<b>8 102</b>	<b>8 076</b>	<b>7 206</b>	<b>6 846</b>	<b>5 801</b>	<b>10 335</b>	<b>7 091</b>	<b>A</b>				KahramanmaraşTR632
7 944	7 605	7 256	6 776	6 207	5 467	9 951	6 968	B				
790	497	820	430	639	334	384	123	C				
<b>3 243</b>	<b>3 640</b>	<b>3 952</b>	<b>3 910</b>	<b>3 882</b>	<b>3 632</b>	<b>7 342</b>	<b>4 997</b>	<b>A</b>				General
3 100	3 411	3 728	3 672	3 671	3 435	7 196	4 925	B				
143	229	224	238	211	197	146	72	C				
<b>5 491</b>	<b>4 462</b>	<b>4 124</b>	<b>3 296</b>	<b>2 964</b>	<b>2 169</b>	<b>2 993</b>	<b>2 094</b>	<b>A</b>				Vocational and technical
4 844	4 194	3 528	3 104	2 536	2 032	2 755	2 043	B				
647	268	596	192	428	137	238	51	C				
<b>4 466</b>	<b>4 290</b>	<b>4 222</b>	<b>4 079</b>	<b>3 734</b>	<b>3 282</b>	<b>4 461</b>	<b>3 431</b>	<b>A</b>				Osmaniye TR633
4 409	4 244	4 172	4 038	3 696	3 244	4 429	3 413	B				
57	46	50	41	38	38	32	18	C				
<b>1 705</b>	<b>2 085</b>	<b>1 805</b>	<b>2 118</b>	<b>1 780</b>	<b>1 738</b>	<b>2 510</b>	<b>2 113</b>	<b>A</b>				General
1 682	2 057	1 762	2 078	1 742	1 702	2 480	2 096	B				
23	28	43	40	38	36	30	17	C				
<b>2 761</b>	<b>2 205</b>	<b>2 417</b>	<b>1 961</b>	<b>1 954</b>	<b>1 544</b>	<b>1 951</b>	<b>1 318</b>	<b>A</b>				Vocational and technical
2 727	2 187	2 410	1 960	1 954	1 542	1 949	1 317	B				
34	18	7	1	-	2	2	1	C				
<b>2 289</b>	<b>2 223</b>	<b>2 138</b>	<b>2 023</b>	<b>1 959</b>	<b>1 866</b>	<b>2 490</b>	<b>1 642</b>	<b>A</b>				KırkkaleTR711
2 216	2 145	2 101	1 976	1 937	1 830	2 479	1 633	B				
73	78	37	47	22	36	11	9	C				
<b>809</b>	<b>982</b>	<b>905</b>	<b>965</b>	<b>878</b>	<b>996</b>	<b>1 195</b>	<b>1 139</b>	<b>A</b>				General
806	981	900	951	866	984	1 191	1 133	B				
3	1	5	14	12	12	4	6	C				
<b>1 480</b>	<b>1 241</b>	<b>1 233</b>	<b>1 058</b>	<b>1 081</b>	<b>870</b>	<b>1 295</b>	<b>503</b>	<b>A</b>				Vocational and technical
1 410	1 164	1 201	1 025	1 071	846	1 288	500	B				
70	77	32	33	10	24	7	3	C				

**2.13 İstatistiki Bölge Birimleri Sınıflaması 3. düzey, yerleşim yeri ve doğum yıllarına göre ortaöğretimde öğrenci sayısı (devam)**

[2013/'14 öğretim yılı başı]

İBBS 3. Düzey	A. Toplam	B. Şehir	C. Köy	Doğum Yılları - Year of Birth						
				Toplam - Total			2000 ve Sonraki Doğumular Born in 2000 and After		1999	
				Toplam Total	Erkek Males	Kadın Females	Erkek Males	Kadın Females	Erkek Males	Kadın Females
<b>TR712 Aksaray</b>	<b>A</b>	<b>25 671</b>	<b>13 161</b>	<b>12 510</b>	<b>124</b>	<b>167</b>	<b>2 444</b>	<b>2 536</b>		
	B	23 651	12 182	11 469	113	144	2 193	2 303		
	C	2 020	979	1 041	11	23	251	233		
Genel	<b>A</b>	<b>14 464</b>	<b>6 926</b>	<b>7 538</b>	<b>39</b>	<b>63</b>	<b>868</b>	<b>1 201</b>		
	B	13 070	6 312	6 758	38	57	820	1 137		
	C	1 394	614	780	1	6	48	64		
Mesleki ve teknik	<b>A</b>	<b>11 207</b>	<b>6 235</b>	<b>4 972</b>	<b>85</b>	<b>104</b>	<b>1 576</b>	<b>1 335</b>		
	B	10 581	5 870	4 711	75	87	1 373	1 166		
	C	626	365	261	10	17	203	169		
<b>TR713 Niğde</b>	<b>A</b>	<b>23 273</b>	<b>12 005</b>	<b>11 268</b>	<b>160</b>	<b>218</b>	<b>2 400</b>	<b>2 409</b>		
	B	22 218	11 418	10 800	140	202	2 274	2 322		
	C	1 055	587	468	20	16	126	87		
Genel	<b>A</b>	<b>12 358</b>	<b>5 978</b>	<b>6 380</b>	<b>43</b>	<b>102</b>	<b>901</b>	<b>1 199</b>		
	B	11 969	5 770	6 199	43	101	893	1 188		
	C	389	208	181	-	1	8	11		
Mesleki ve teknik	<b>A</b>	<b>10 915</b>	<b>6 027</b>	<b>4 888</b>	<b>117</b>	<b>116</b>	<b>1 499</b>	<b>1 210</b>		
	B	10 249	5 648	4 601	97	101	1 381	1 134		
	C	666	379	287	20	15	118	76		
<b>TR714 Nevşehir</b>	<b>A</b>	<b>18 157</b>	<b>9 254</b>	<b>8 903</b>	<b>59</b>	<b>91</b>	<b>1 793</b>	<b>1 907</b>		
	B	17 362	8 849	8 513	57	87	1 698	1 826		
	C	795	405	390	2	4	95	81		
Genel	<b>A</b>	<b>9 594</b>	<b>4 718</b>	<b>4 876</b>	<b>27</b>	<b>46</b>	<b>737</b>	<b>915</b>		
	B	8 905	4 402	4 503	25	42	665	835		
	C	689	316	373	2	4	72	80		
Mesleki ve teknik	<b>A</b>	<b>8 563</b>	<b>4 536</b>	<b>4 027</b>	<b>32</b>	<b>45</b>	<b>1 056</b>	<b>992</b>		
	B	8 457	4 447	4 010	32	45	1 033	991		
	C	106	89	17	-	-	23	1		
<b>TR715 Kırşehir</b>	<b>A</b>	<b>16 166</b>	<b>8 635</b>	<b>7 531</b>	<b>40</b>	<b>70</b>	<b>1 605</b>	<b>1 537</b>		
	B	16 166	8 635	7 531	40	70	1 605	1 537		
	C	-	-	-	-	-	-	-		
Genel	<b>A</b>	<b>8 760</b>	<b>4 362</b>	<b>4 398</b>	<b>15</b>	<b>27</b>	<b>705</b>	<b>804</b>		
	B	8 760	4 362	4 398	15	27	705	804		
	C	-	-	-	-	-	-	-		
Mesleki ve teknik	<b>A</b>	<b>7 406</b>	<b>4 273</b>	<b>3 133</b>	<b>25</b>	<b>43</b>	<b>900</b>	<b>733</b>		
	B	7 406	4 273	3 133	25	43	900	733		
	C	-	-	-	-	-	-	-		
<b>TR721 Kayseri</b>	<b>A</b>	<b>96 911</b>	<b>50 466</b>	<b>46 445</b>	<b>321</b>	<b>457</b>	<b>9 044</b>	<b>9 079</b>		
	B	93 695	48 903	44 792	302	428	8 714	8 745		
	C	3 216	1 563	1 653	19	29	330	334		
Genel	<b>A</b>	<b>52 821</b>	<b>26 156</b>	<b>26 665</b>	<b>111</b>	<b>186</b>	<b>3 464</b>	<b>4 140</b>		
	B	50 323	24 964	25 359	103	176	3 279	3 948		
	C	2 498	1 192	1 306	8	10	185	192		
Mesleki ve teknik	<b>A</b>	<b>44 090</b>	<b>24 310</b>	<b>19 780</b>	<b>210</b>	<b>271</b>	<b>5 580</b>	<b>4 939</b>		
	B	43 372	23 939	19 433	199	252	5 435	4 797		
	C	718	371	347	11	19	145	142		

2.13 Number of students in secondary education by year of birth and settlement place according to Statistical Regions Level 3 (continued)  
[Beginning of the educational year 2013/'14]

A. Total		B. City		C. Village						
Doğum Yılları - Year of Birth										
1998		1997		1996		1995 ve Önceki Doğumlar Born in 1995 and Before				
Erkek Males	Kadın Females	Erkek Males	Kadın Females	Erkek Males	Kadın Females	Erkek Males	Kadın Females	Erkek Males	Kadın Females	SR Level 3
<b>3 029</b>	<b>2 971</b>	<b>2 698</b>	<b>2 568</b>	<b>2 000</b>	<b>1 927</b>	<b>2 866</b>	<b>2 341</b>	<b>A</b>		Aksaray TR712
2 764	2 673	2 475	2 292	1 839	1 756	2 798	2 301	B		
265	298	223	276	161	171	68	40	C		
<b>1 348</b>	<b>1 713</b>	<b>1 370</b>	<b>1 628</b>	<b>1 104</b>	<b>1 224</b>	<b>2 197</b>	<b>1 709</b>	<b>A</b>		General
1 184	1 470	1 180	1 363	957	1 059	2 133	1 672	B		
164	243	190	265	147	165	64	37	C		
<b>1 681</b>	<b>1 258</b>	<b>1 328</b>	<b>940</b>	<b>896</b>	<b>703</b>	<b>669</b>	<b>632</b>	<b>A</b>		Vocational and technical
1 580	1 203	1 295	929	882	697	665	629	B		
101	55	33	11	14	6	4	3	C		
<b>2 799</b>	<b>2 689</b>	<b>2 433</b>	<b>2 421</b>	<b>1 919</b>	<b>1 826</b>	<b>2 294</b>	<b>1 705</b>	<b>A</b>		Niğde TR713
2 651	2 569	2 302	2 281	1 813	1 755	2 238	1 671	B		
148	120	131	140	106	71	56	34	C		
<b>1 222</b>	<b>1 557</b>	<b>1 170</b>	<b>1 356</b>	<b>958</b>	<b>1 041</b>	<b>1 684</b>	<b>1 125</b>	<b>A</b>		General
1 180	1 492	1 100	1 289	904	1 015	1 650	1 114	B		
42	65	70	67	54	26	34	11	C		
<b>1 577</b>	<b>1 132</b>	<b>1 263</b>	<b>1 065</b>	<b>961</b>	<b>785</b>	<b>610</b>	<b>580</b>	<b>A</b>		Vocational and technical
1 471	1 077	1 202	992	909	740	588	557	B		
106	55	61	73	52	45	22	23	C		
<b>2 140</b>	<b>2 110</b>	<b>1 877</b>	<b>1 873</b>	<b>1 623</b>	<b>1 560</b>	<b>1 762</b>	<b>1 362</b>	<b>A</b>		Nevşehir TR714
2 036	1 993	1 783	1 767	1 536	1 492	1 739	1 348	B		
104	117	94	106	87	68	23	14	C		
<b>953</b>	<b>1 044</b>	<b>857</b>	<b>974</b>	<b>821</b>	<b>889</b>	<b>1 323</b>	<b>1 008</b>	<b>A</b>		General
875	933	786	877	749	822	1 302	994	B		
78	111	71	97	72	67	21	14	C		
<b>1 187</b>	<b>1 066</b>	<b>1 020</b>	<b>899</b>	<b>802</b>	<b>671</b>	<b>439</b>	<b>354</b>	<b>A</b>		Vocational and technical
1 161	1 060	997	890	787	670	437	354	B		
26	6	23	9	15	1	2	-	C		
<b>1 954</b>	<b>1 682</b>	<b>1 792</b>	<b>1 718</b>	<b>1 590</b>	<b>1 430</b>	<b>1 654</b>	<b>1 094</b>	<b>A</b>		Kırşehir TR715
1 954	1 682	1 792	1 718	1 590	1 430	1 654	1 094	B		
-	-	-	-	-	-	-	-	C		
<b>836</b>	<b>914</b>	<b>839</b>	<b>1 005</b>	<b>777</b>	<b>834</b>	<b>1 190</b>	<b>814</b>	<b>A</b>		General
836	914	839	1 005	777	834	1 190	814	B		
-	-	-	-	-	-	-	-	C		
<b>1 118</b>	<b>768</b>	<b>953</b>	<b>713</b>	<b>813</b>	<b>596</b>	<b>464</b>	<b>280</b>	<b>A</b>		Vocational and technical
1 118	768	953	713	813	596	464	280	B		
-	-	-	-	-	-	-	-	C		
<b>10 521</b>	<b>10 286</b>	<b>9 843</b>	<b>9 359</b>	<b>8 313</b>	<b>7 998</b>	<b>12 424</b>	<b>9 266</b>	<b>A</b>		Kayseri TR721
10 093	9 804	9 419	8 964	8 032	7 679	12 343	9 172	B		
428	482	424	395	281	319	81	94	C		
<b>4 412</b>	<b>5 327</b>	<b>4 935</b>	<b>5 272</b>	<b>4 564</b>	<b>5 131</b>	<b>8 670</b>	<b>6 609</b>	<b>A</b>		General
4 112	4 939	4 562	4 930	4 312	4 841	8 596	6 525	B		
300	388	373	342	252	290	74	84	C		
<b>6 109</b>	<b>4 959</b>	<b>4 908</b>	<b>4 087</b>	<b>3 749</b>	<b>2 867</b>	<b>3 754</b>	<b>2 657</b>	<b>A</b>		Vocational and technical
5 981	4 865	4 857	4 034	3 720	2 838	3 747	2 647	B		
128	94	51	53	29	29	7	10	C		

**2.13 İstatistiki Bölge Birimleri Sınıflaması 3. düzey, yerleşim yeri ve doğum yıllarına göre ortaöğretimde öğrenci sayısı (devam)**

[2013/'14 öğretim yılı başı]

İBBS 3. Düzey	A. Toplam	B. Şehir	C. Köy	Doğum Yılları - Year of Birth						
				Toplam - Total			2000 ve Sonraki Doğumlar Born in 2000 and After		1999	
				Toplam Total	Erkek Males	Kadın Females	Erkek Males	Kadın Females	Erkek Males	Kadın Females
<b>TR722 Sivas</b>	<b>A</b>	<b>45 752</b>	<b>24 271</b>	<b>21 481</b>	<b>148</b>	<b>201</b>	<b>4 331</b>	<b>4 161</b>		
	B	45 070	23 903	21 167	143	193	4 234	4 089		
	C	682	368	314	5	8	97	72		
Genel	<b>A</b>	<b>25 071</b>	<b>12 584</b>	<b>12 487</b>	<b>43</b>	<b>97</b>	<b>1 598</b>	<b>2 010</b>		
	B	24 766	12 467	12 299	40	93	1 580	1 978		
	C	305	117	188	3	4	18	32		
Mesleki ve teknik	<b>A</b>	<b>20 681</b>	<b>11 687</b>	<b>8 994</b>	<b>105</b>	<b>104</b>	<b>2 733</b>	<b>2 151</b>		
	B	20 304	11 436	8 868	103	100	2 654	2 111		
	C	377	251	126	2	4	79	40		
<b>TR723 Yozgat</b>	<b>A</b>	<b>32 371</b>	<b>16 829</b>	<b>15 542</b>	<b>140</b>	<b>255</b>	<b>2 907</b>	<b>3 061</b>		
	B	31 553	16 381	15 172	132	251	2 813	3 003		
	C	818	448	370	8	4	94	58		
Genel	<b>A</b>	<b>15 857</b>	<b>7 848</b>	<b>8 009</b>	<b>49</b>	<b>131</b>	<b>1 105</b>	<b>1 463</b>		
	B	15 824	7 829	7 995	49	131	1 105	1 463		
	C	33	19	14	-	-	-	-		
Mesleki ve teknik	<b>A</b>	<b>16 514</b>	<b>8 981</b>	<b>7 533</b>	<b>91</b>	<b>124</b>	<b>1 802</b>	<b>1 598</b>		
	B	15 729	8 552	7 177	83	120	1 708	1 540		
	C	785	429	356	8	4	94	58		
<b>TR811 Zonguldak</b>	<b>A</b>	<b>38 110</b>	<b>19 710</b>	<b>18 400</b>	<b>55</b>	<b>59</b>	<b>3 776</b>	<b>3 513</b>		
	B	32 768	17 018	15 750	44	50	3 146	2 879		
	C	5 342	2 692	2 650	11	9	630	634		
Genel	<b>A</b>	<b>19 952</b>	<b>8 893</b>	<b>11 059</b>	<b>16</b>	<b>28</b>	<b>1 524</b>	<b>1 998</b>		
	B	17 333	7 794	9 539	11	26	1 283	1 688		
	C	2 619	1 099	1 520	5	2	241	310		
Mesleki ve teknik	<b>A</b>	<b>18 158</b>	<b>10 817</b>	<b>7 341</b>	<b>39</b>	<b>31</b>	<b>2 252</b>	<b>1 515</b>		
	B	15 435	9 224	6 211	33	24	1 863	1 191		
	C	2 723	1 593	1 130	6	7	389	324		
<b>TR812 Karabük</b>	<b>A</b>	<b>14 855</b>	<b>7 737</b>	<b>7 118</b>	<b>18</b>	<b>33</b>	<b>1 430</b>	<b>1 342</b>		
	B	14 635	7 617	7 018	16	31	1 411	1 323		
	C	220	120	100	2	2	19	19		
Genel	<b>A</b>	<b>8 172</b>	<b>3 953</b>	<b>4 219</b>	<b>7</b>	<b>16</b>	<b>691</b>	<b>787</b>		
	B	8 086	3 903	4 183	7	16	691	786		
	C	86	50	36	-	-	-	1		
Mesleki ve teknik	<b>A</b>	<b>6 683</b>	<b>3 784</b>	<b>2 899</b>	<b>11</b>	<b>17</b>	<b>739</b>	<b>555</b>		
	B	6 549	3 714	2 835	9	15	720	537		
	C	134	70	64	2	2	19	18		
<b>TR813 Bartın</b>	<b>A</b>	<b>11 669</b>	<b>5 837</b>	<b>5 832</b>	<b>21</b>	<b>41</b>	<b>1 192</b>	<b>1 202</b>		
	B	10 375	5 162	5 213	15	32	1 042	1 035		
	C	1 294	675	619	6	9	150	167		
Genel	<b>A</b>	<b>4 889</b>	<b>2 255</b>	<b>2 634</b>	<b>4</b>	<b>13</b>	<b>332</b>	<b>425</b>		
	B	4 640	2 143	2 497	4	13	332	424		
	C	249	112	137	-	-	-	1		
Mesleki ve teknik	<b>A</b>	<b>6 780</b>	<b>3 582</b>	<b>3 198</b>	<b>17</b>	<b>28</b>	<b>860</b>	<b>777</b>		
	B	5 735	3 019	2 716	11	19	710	611		
	C	1 045	563	482	6	9	150	166		

2.13 Number of students in secondary education by year of birth and settlement place according to Statistical Regions Level 3 (continued)  
[Beginning of the educational year 2013/'14]

A. Total		B. City		C. Village		Doğum Yılları		Year of Birth		1995 ve Önceki Doğumlar		SR Level 3
										Born in 1995 and Before		
1998		1997		1996								
Erkek	Kadın	Erkek	Kadın	Erkek	Kadın	Erkek	Kadın	Erkek	Kadın	Erkek	Kadın	
Males	Females	Males	Females	Males	Females	Males	Females	Males	Females	Males	Females	
<b>4 925</b>	<b>4 806</b>	<b>4 733</b>	<b>4 500</b>	<b>4 121</b>	<b>3 767</b>	<b>6 013</b>	<b>4 046</b>	<b>A</b>				Sivas TR722
4 812	4 705	4 657	4 431	4 066	3 723	5 991	4 026	B				
113	101	76	69	55	44	22	20	C				
<b>2 034</b>	<b>2 503</b>	<b>2 330</b>	<b>2 578</b>	<b>2 206</b>	<b>2 296</b>	<b>4 373</b>	<b>3 003</b>	<b>A</b>				General
2 006	2 448	2 303	2 530	2 176	2 265	4 362	2 985	B				
28	55	27	48	30	31	11	18	C				
<b>2 891</b>	<b>2 303</b>	<b>2 403</b>	<b>1 922</b>	<b>1 915</b>	<b>1 471</b>	<b>1 640</b>	<b>1 043</b>	<b>A</b>				Vocational and technical
2 806	2 257	2 354	1 901	1 890	1 458	1 629	1 041	B				
85	46	49	21	25	13	11	2	C				
<b>3 759</b>	<b>3 539</b>	<b>3 374</b>	<b>3 236</b>	<b>2 695</b>	<b>2 630</b>	<b>3 954</b>	<b>2 821</b>	<b>A</b>				Yozgat TR723
3 654	3 445	3 266	3 130	2 604	2 552	3 912	2 791	B				
105	94	108	106	91	78	42	30	C				
<b>1 295</b>	<b>1 623</b>	<b>1 287</b>	<b>1 552</b>	<b>1 179</b>	<b>1 357</b>	<b>2 933</b>	<b>1 883</b>	<b>A</b>				General
1 285	1 618	1 282	1 548	1 176	1 355	2 932	1 880	B				
10	5	5	4	3	2	1	3	C				
<b>2 464</b>	<b>1 916</b>	<b>2 087</b>	<b>1 684</b>	<b>1 516</b>	<b>1 273</b>	<b>1 021</b>	<b>938</b>	<b>A</b>				Vocational and technical
2 369	1 827	1 984	1 582	1 428	1 197	980	911	B				
95	89	103	102	88	76	41	27	C				
<b>4 174</b>	<b>3 948</b>	<b>3 945</b>	<b>3 666</b>	<b>3 538</b>	<b>3 280</b>	<b>4 222</b>	<b>3 934</b>	<b>A</b>				Zonguldak TR811
3 438	3 201	3 304	3 058	3 025	2 729	4 061	3 833	B				
736	747	641	608	513	551	161	101	C				
<b>1 621</b>	<b>2 117</b>	<b>1 542</b>	<b>2 102</b>	<b>1 540</b>	<b>2 003</b>	<b>2 650</b>	<b>2 811</b>	<b>A</b>				General
1 366	1 712	1 278	1 729	1 281	1 634	2 575	2 750	B				
255	405	264	373	259	369	75	61	C				
<b>2 553</b>	<b>1 831</b>	<b>2 403</b>	<b>1 564</b>	<b>1 998</b>	<b>1 277</b>	<b>1 572</b>	<b>1 123</b>	<b>A</b>				Vocational and technical
2 072	1 489	2 026	1 329	1 744	1 095	1 486	1 083	B				
481	342	377	235	254	182	86	40	C				
<b>1 638</b>	<b>1 528</b>	<b>1 512</b>	<b>1 447</b>	<b>1 448</b>	<b>1 323</b>	<b>1 691</b>	<b>1 445</b>	<b>A</b>				Karabük TR812
1 600	1 500	1 488	1 418	1 419	1 306	1 683	1 440	B				
38	28	24	29	29	17	8	5	C				
<b>692</b>	<b>844</b>	<b>714</b>	<b>777</b>	<b>657</b>	<b>750</b>	<b>1 192</b>	<b>1 045</b>	<b>A</b>				General
680	833	699	763	639	742	1 187	1 043	B				
12	11	15	14	18	8	5	2	C				
<b>946</b>	<b>684</b>	<b>798</b>	<b>670</b>	<b>791</b>	<b>573</b>	<b>499</b>	<b>400</b>	<b>A</b>				Vocational and technical
920	667	789	655	780	564	496	397	B				
26	17	9	15	11	9	3	3	C				
<b>1 297</b>	<b>1 231</b>	<b>1 141</b>	<b>1 176</b>	<b>1 060</b>	<b>974</b>	<b>1 126</b>	<b>1 208</b>	<b>A</b>				Bartın TR813
1 100	1 063	976	1 028	941	873	1 088	1 182	B				
197	168	165	148	119	101	38	26	C				
<b>410</b>	<b>509</b>	<b>397</b>	<b>455</b>	<b>417</b>	<b>464</b>	<b>695</b>	<b>768</b>	<b>A</b>				General
390	469	354	411	380	419	683	761	B				
20	40	43	44	37	45	12	7	C				
<b>887</b>	<b>722</b>	<b>744</b>	<b>721</b>	<b>643</b>	<b>510</b>	<b>431</b>	<b>440</b>	<b>A</b>				Vocational and technical
710	594	622	617	561	454	405	421	B				
177	128	122	104	82	56	26	19	C				

**2.13 İstatistiki Bölge Birimleri Sınıflaması 3. düzey, yerleşim yeri ve doğum yıllarına göre ortaöğretimde öğrenci sayısı (devam)**

[2013/'14 öğretim yılı başı]

İBBS 3. Düzey	A. Toplam	B. Şehir	C. Köy	Doğum Yılları - Year of Birth						
				Toplam - Total			2000 ve Sonraki Doğumlar Born in 2000 and After		1999	
				Toplam Total	Erkek Males	Kadın Females	Erkek Males	Kadın Females	Erkek Males	Kadın Females
<b>TR821 Kastamonu</b>	<b>A</b>	<b>21 598</b>	<b>11 018</b>	<b>10 580</b>	<b>71</b>	<b>80</b>	<b>2 021</b>	<b>1 999</b>		
	B	21 324	10 880	10 444	69	78	1 997	1 975		
	C	274	138	136	2	2	24	24		
Genel	<b>A</b>	<b>10 890</b>	<b>4 859</b>	<b>6 031</b>	<b>13</b>	<b>31</b>	<b>643</b>	<b>921</b>		
	B	10 742	4 798	5 944	13	31	643	921		
	C	148	61	87	-	-	-	-		
Mesleki ve teknik	<b>A</b>	<b>10 708</b>	<b>6 159</b>	<b>4 549</b>	<b>58</b>	<b>49</b>	<b>1 378</b>	<b>1 078</b>		
	B	10 582	6 082	4 500	56	47	1 354	1 054		
	C	126	77	49	2	2	24	24		
<b>TR822 Çankırı</b>	<b>A</b>	<b>11 106</b>	<b>5 989</b>	<b>5 117</b>	<b>22</b>	<b>45</b>	<b>984</b>	<b>954</b>		
	B	11 106	5 989	5 117	22	45	984	954		
	C	-	-	-	-	-	-	-		
Genel	<b>A</b>	<b>5 119</b>	<b>2 443</b>	<b>2 676</b>	<b>7</b>	<b>24</b>	<b>364</b>	<b>509</b>		
	B	5 119	2 443	2 676	7	24	364	509		
	C	-	-	-	-	-	-	-		
Mesleki ve teknik	<b>A</b>	<b>5 987</b>	<b>3 546</b>	<b>2 441</b>	<b>15</b>	<b>21</b>	<b>620</b>	<b>445</b>		
	B	5 987	3 546	2 441	15	21	620	445		
	C	-	-	-	-	-	-	-		
<b>TR823 Sinop</b>	<b>A</b>	<b>13 352</b>	<b>6 829</b>	<b>6 523</b>	<b>39</b>	<b>70</b>	<b>1 239</b>	<b>1 157</b>		
	B	13 152	6 701	6 451	38	68	1 216	1 143		
	C	200	128	72	1	2	23	14		
Genel	<b>A</b>	<b>7 326</b>	<b>3 244</b>	<b>4 082</b>	<b>15</b>	<b>26</b>	<b>535</b>	<b>625</b>		
	B	7 326	3 244	4 082	15	26	535	625		
	C	-	-	-	-	-	-	-		
Mesleki ve teknik	<b>A</b>	<b>6 026</b>	<b>3 585</b>	<b>2 441</b>	<b>24</b>	<b>44</b>	<b>704</b>	<b>532</b>		
	B	5 826	3 457	2 369	23	42	681	518		
	C	200	128	72	1	2	23	14		
<b>TR831 Samsun</b>	<b>A</b>	<b>93 669</b>	<b>47 202</b>	<b>46 467</b>	<b>334</b>	<b>553</b>	<b>8 795</b>	<b>8 789</b>		
	B	91 549	45 947	45 602	318	529	8 490	8 578		
	C	2 120	1 255	865	16	24	305	211		
Genel	<b>A</b>	<b>51 179</b>	<b>23 899</b>	<b>27 280</b>	<b>98</b>	<b>238</b>	<b>3 378</b>	<b>4 236</b>		
	B	49 904	23 120	26 784	89	223	3 203	4 121		
	C	1 275	779	496	9	15	175	115		
Mesleki ve teknik	<b>A</b>	<b>42 490</b>	<b>23 303</b>	<b>19 187</b>	<b>236</b>	<b>315</b>	<b>5 417</b>	<b>4 553</b>		
	B	41 645	22 827	18 818	229	306	5 287	4 457		
	C	845	476	369	7	9	130	96		
<b>TR832 Tokat</b>	<b>A</b>	<b>42 937</b>	<b>22 246</b>	<b>20 691</b>	<b>225</b>	<b>317</b>	<b>3 979</b>	<b>3 831</b>		
	B	42 520	21 969	20 551	218	311	3 928	3 814		
	C	417	277	140	7	6	51	17		
Genel	<b>A</b>	<b>20 803</b>	<b>10 045</b>	<b>10 758</b>	<b>72</b>	<b>130</b>	<b>1 563</b>	<b>1 856</b>		
	B	20 736	10 014	10 722	72	130	1 563	1 854		
	C	67	31	36	-	-	-	2		
Mesleki ve teknik	<b>A</b>	<b>22 134</b>	<b>12 201</b>	<b>9 933</b>	<b>153</b>	<b>187</b>	<b>2 416</b>	<b>1 975</b>		
	B	21 784	11 955	9 829	146	181	2 365	1 960		
	C	350	246	104	7	6	51	15		

2.13 Number of students in secondary education by year of birth and settlement place according to Statistical Regions Level 3 (continued)  
[Beginning of the educational year 2013/'14]

A. Total		B. City		C. Village		Doğum Yılları		Year of Birth		1995 ve Önceki Doğumlar		SR Level 3
								Born in 1995 and Before				
1998	1997	1996	1995 ve Önceki	1998	1997	1996	1995 ve Önceki	1998	1997	1996	1995 ve Önceki	
Erkek	Kadın	Erkek	Kadın	Erkek	Kadın	Erkek	Kadın	Erkek	Kadın	Erkek	Kadın	
Males	Females	Males	Females	Males	Females	Males	Females	Males	Females	Males	Females	
<b>2 470</b>	<b>2 142</b>	<b>2 293</b>	<b>2 056</b>	<b>1 916</b>	<b>1 799</b>	<b>2 247</b>	<b>2 504</b>	<b>A</b>				Kastamonu TR821
2 432	2 105	2 263	2 020	1 887	1 764	2 232	2 502	B				
38	37	30	36	29	35	15	2	C				
<b>892</b>	<b>1 079</b>	<b>846</b>	<b>1 068</b>	<b>816</b>	<b>993</b>	<b>1 649</b>	<b>1 939</b>	<b>A</b>				General
885	1 054	832	1 039	790	962	1 635	1 937	B				
7	25	14	29	26	31	14	2	C				
<b>1 578</b>	<b>1 063</b>	<b>1 447</b>	<b>988</b>	<b>1 100</b>	<b>806</b>	<b>598</b>	<b>565</b>	<b>A</b>				Vocational and technical
1 547	1 051	1 431	981	1 097	802	597	565	B				
31	12	16	7	3	4	1	-	C				
<b>1 257</b>	<b>1 124</b>	<b>1 177</b>	<b>1 114</b>	<b>1 019</b>	<b>904</b>	<b>1 530</b>	<b>976</b>	<b>A</b>				Çankırı TR822
1 257	1 124	1 177	1 114	1 019	904	1 530	976	B				
-	-	-	-	-	-	-	-	C				
<b>400</b>	<b>522</b>	<b>400</b>	<b>516</b>	<b>371</b>	<b>462</b>	<b>901</b>	<b>643</b>	<b>A</b>				General
400	522	400	516	371	462	901	643	B				
-	-	-	-	-	-	-	-	C				
<b>857</b>	<b>602</b>	<b>777</b>	<b>598</b>	<b>648</b>	<b>442</b>	<b>629</b>	<b>333</b>	<b>A</b>				Vocational and technical
857	602	777	598	648	442	629	333	B				
-	-	-	-	-	-	-	-	C				
<b>1 391</b>	<b>1 305</b>	<b>1 325</b>	<b>1 260</b>	<b>1 216</b>	<b>1 117</b>	<b>1 619</b>	<b>1 614</b>	<b>A</b>				Sinop TR823
1 365	1 285	1 287	1 243	1 187	1 103	1 608	1 609	B				
26	20	38	17	29	14	11	5	C				
<b>573</b>	<b>715</b>	<b>524</b>	<b>728</b>	<b>480</b>	<b>673</b>	<b>1 117</b>	<b>1 315</b>	<b>A</b>				General
573	715	524	728	480	673	1 117	1 315	B				
-	-	-	-	-	-	-	-	C				
<b>818</b>	<b>590</b>	<b>801</b>	<b>532</b>	<b>736</b>	<b>444</b>	<b>502</b>	<b>299</b>	<b>A</b>				Vocational and technical
792	570	763	515	707	430	491	294	B				
26	20	38	17	29	14	11	5	C				
<b>10 041</b>	<b>9 780</b>	<b>9 199</b>	<b>8 947</b>	<b>8 266</b>	<b>7 886</b>	<b>10 567</b>	<b>10 512</b>	<b>A</b>				Samsun TR831
9 745	9 570	8 900	8 768	7 975	7 691	10 519	10 466	B				
296	210	299	179	291	195	48	46	C				
<b>4 353</b>	<b>5 248</b>	<b>4 338</b>	<b>5 103</b>	<b>4 294</b>	<b>4 832</b>	<b>7 438</b>	<b>7 623</b>	<b>A</b>				General
4 197	5 135	4 148	5 004	4 086	4 704	7 397	7 597	B				
156	113	190	99	208	128	41	26	C				
<b>5 688</b>	<b>4 532</b>	<b>4 861</b>	<b>3 844</b>	<b>3 972</b>	<b>3 054</b>	<b>3 129</b>	<b>2 889</b>	<b>A</b>				Vocational and technical
5 548	4 435	4 752	3 764	3 889	2 987	3 122	2 869	B				
140	97	109	80	83	67	7	20	C				
<b>4 786</b>	<b>4 650</b>	<b>4 641</b>	<b>4 396</b>	<b>3 822</b>	<b>3 592</b>	<b>4 793</b>	<b>3 905</b>	<b>A</b>				Tokat TR832
4 712	4 609	4 568	4 358	3 771	3 563	4 772	3 896	B				
74	41	73	38	51	29	21	9	C				
<b>1 781</b>	<b>2 186</b>	<b>1 978</b>	<b>2 176</b>	<b>1 713</b>	<b>1 887</b>	<b>2 938</b>	<b>2 523</b>	<b>A</b>				General
1 779	2 179	1 970	2 165	1 700	1 876	2 930	2 518	B				
2	7	8	11	13	11	8	5	C				
<b>3 005</b>	<b>2 464</b>	<b>2 663</b>	<b>2 220</b>	<b>2 109</b>	<b>1 705</b>	<b>1 855</b>	<b>1 382</b>	<b>A</b>				Vocational and technical
2 933	2 430	2 598	2 193	2 071	1 687	1 842	1 378	B				
72	34	65	27	38	18	13	4	C				

**2.13 İstatistiki Bölge Birimleri Sınıflaması 3. düzey, yerleşim yeri ve doğum yıllarına göre ortaöğretimde öğrenci sayısı (devam)**

[2013/'14 öğretim yılı başı]

İBBS 3. Düzey	A. Toplam	B. Şehir	C. Köy	Doğum Yılları - Year of Birth						
				Toplam - Total			2000 ve Sonraki Doğumlar Born in 2000 and After		1999	
				Toplam Total	Erkek Males	Kadın Females	Erkek Males	Kadın Females	Erkek Males	Kadın Females
<b>TR833 Çorum</b>	<b>A</b>	<b>37 402</b>	<b>19 341</b>	<b>18 061</b>	<b>84</b>	<b>134</b>	<b>3 063</b>	<b>3 056</b>		
	B	37 159	19 180	17 979	83	134	3 035	3 043		
	C	243	161	82	1	-	28	13		
Genel	<b>A</b>	<b>20 017</b>	<b>9 687</b>	<b>10 330</b>	<b>21</b>	<b>58</b>	<b>1 297</b>	<b>1 518</b>		
	B	19 997	9 682	10 315	21	58	1 297	1 518		
	C	20	5	15	-	-	-	-		
Mesleki ve teknik	<b>A</b>	<b>17 385</b>	<b>9 654</b>	<b>7 731</b>	<b>63</b>	<b>76</b>	<b>1 766</b>	<b>1 538</b>		
	B	17 162	9 498	7 664	62	76	1 738	1 525		
	C	223	156	67	1	-	28	13		
<b>TR834 Amasya</b>	<b>A</b>	<b>23 655</b>	<b>12 336</b>	<b>11 319</b>	<b>64</b>	<b>107</b>	<b>2 203</b>	<b>2 162</b>		
	B	23 121	11 926	11 195	63	105	2 097	2 138		
	C	534	410	124	1	2	106	24		
Genel	<b>A</b>	<b>11 382</b>	<b>5 476</b>	<b>5 906</b>	<b>24</b>	<b>47</b>	<b>881</b>	<b>1 111</b>		
	B	11 298	5 437	5 861	24	47	881	1 111		
	C	84	39	45	-	-	-	-		
Mesleki ve teknik	<b>A</b>	<b>12 273</b>	<b>6 860</b>	<b>5 413</b>	<b>40</b>	<b>60</b>	<b>1 322</b>	<b>1 051</b>		
	B	11 823	6 489	5 334	39	58	1 216	1 027		
	C	450	371	79	1	2	106	24		
<b>TR901 Trabzon</b>	<b>A</b>	<b>57 731</b>	<b>29 445</b>	<b>28 286</b>	<b>226</b>	<b>311</b>	<b>5 410</b>	<b>5 339</b>		
	B	53 993	27 531	26 462	202	287	4 975	4 851		
	C	3 738	1 914	1 824	24	24	435	488		
Genel	<b>A</b>	<b>28 397</b>	<b>13 810</b>	<b>14 587</b>	<b>80</b>	<b>137</b>	<b>2 312</b>	<b>2 733</b>		
	B	26 289	12 807	13 482	68	129	2 094	2 467		
	C	2 108	1 003	1 105	12	8	218	266		
Mesleki ve teknik	<b>A</b>	<b>29 334</b>	<b>15 635</b>	<b>13 699</b>	<b>146</b>	<b>174</b>	<b>3 098</b>	<b>2 606</b>		
	B	27 704	14 724	12 980	134	158	2 881	2 384		
	C	1 630	911	719	12	16	217	222		
<b>TR902 Ordu</b>	<b>A</b>	<b>47 883</b>	<b>24 102</b>	<b>23 781</b>	<b>110</b>	<b>174</b>	<b>4 980</b>	<b>4 876</b>		
	B	43 924	22 293	21 631	94	148	4 572	4 285		
	C	3 959	1 809	2 150	16	26	408	591		
Genel	<b>A</b>	<b>21 070</b>	<b>9 418</b>	<b>11 652</b>	<b>28</b>	<b>77</b>	<b>1 553</b>	<b>2 052</b>		
	B	18 795	8 547	10 248	25	72	1 366	1 657		
	C	2 275	871	1 404	3	5	187	395		
Mesleki ve teknik	<b>A</b>	<b>26 813</b>	<b>14 684</b>	<b>12 129</b>	<b>82</b>	<b>97</b>	<b>3 427</b>	<b>2 824</b>		
	B	25 129	13 746	11 383	69	76	3 206	2 628		
	C	1 684	938	746	13	21	221	196		
<b>TR903 Giresun</b>	<b>A</b>	<b>31 020</b>	<b>16 154</b>	<b>14 866</b>	<b>100</b>	<b>137</b>	<b>3 078</b>	<b>2 756</b>		
	B	30 730	16 013	14 717	99	134	3 050	2 725		
	C	290	141	149	1	3	28	31		
Genel	<b>A</b>	<b>14 875</b>	<b>7 040</b>	<b>7 835</b>	<b>35</b>	<b>61</b>	<b>1 210</b>	<b>1 436</b>		
	B	14 699	6 969	7 730	35	60	1 203	1 432		
	C	176	71	105	-	1	7	4		
Mesleki ve teknik	<b>A</b>	<b>16 145</b>	<b>9 114</b>	<b>7 031</b>	<b>65</b>	<b>76</b>	<b>1 868</b>	<b>1 320</b>		
	B	16 031	9 044	6 987	64	74	1 847	1 293		
	C	114	70	44	1	2	21	27		



2.13 Number of students in secondary education by year of birth and settlement place according to Statistical Regions Level 3 (continued)  
[Beginning of the educational year 2013/'14]

A. Total		B. City		C. Village						
Doğum Yılları - Year of Birth										
1998		1997		1996		1995 ve Önceki Doğumlar Born in 1995 and Before				
Erkek Males	Kadın Females	Erkek Males	Kadın Females	Erkek Males	Kadın Females	Erkek Males	Kadın Females			SR Level 3
<b>4 146</b>	<b>3 905</b>	<b>3 904</b>	<b>3 662</b>	<b>3 468</b>	<b>3 239</b>	<b>4 676</b>	<b>4 065</b>	<b>A</b>		Çorum TR833
4 111	3 887	3 867	3 643	3 427	3 209	4 657	4 063	B		
35	18	37	19	41	30	19	2	C		
<b>1 691</b>	<b>1 988</b>	<b>1 760</b>	<b>1 998</b>	<b>1 772</b>	<b>1 885</b>	<b>3 146</b>	<b>2 883</b>	<b>A</b>		General
1 688	1 985	1 760	1 991	1 771	1 880	3 145	2 883	B		
3	3	-	7	1	5	1	-	C		
<b>2 455</b>	<b>1 917</b>	<b>2 144</b>	<b>1 664</b>	<b>1 696</b>	<b>1 354</b>	<b>1 530</b>	<b>1 182</b>	<b>A</b>		Vocational and technical
2 423	1 902	2 107	1 652	1 656	1 329	1 512	1 180	B		
32	15	37	12	40	25	18	2	C		
<b>2 653</b>	<b>2 537</b>	<b>2 541</b>	<b>2 378</b>	<b>2 367</b>	<b>2 133</b>	<b>2 508</b>	<b>2 002</b>	<b>A</b>		Amasya TR834
2 552	2 512	2 452	2 345	2 273	2 101	2 489	1 994	B		
101	25	89	33	94	32	19	8	C		
<b>985</b>	<b>1 236</b>	<b>1 001</b>	<b>1 194</b>	<b>1 004</b>	<b>1 052</b>	<b>1 581</b>	<b>1 266</b>	<b>A</b>		General
978	1 227	989	1 180	990	1 036	1 575	1 260	B		
7	9	12	14	14	16	6	6	C		
<b>1 668</b>	<b>1 301</b>	<b>1 540</b>	<b>1 184</b>	<b>1 363</b>	<b>1 081</b>	<b>927</b>	<b>736</b>	<b>A</b>		Vocational and technical
1 574	1 285	1 463	1 165	1 283	1 065	914	734	B		
94	16	77	19	80	16	13	2	C		
<b>6 092</b>	<b>5 882</b>	<b>6 044</b>	<b>5 811</b>	<b>5 313</b>	<b>5 069</b>	<b>6 360</b>	<b>5 874</b>	<b>A</b>		Trabzon TR901
5 578	5 416	5 571	5 383	4 953	4 725	6 252	5 800	B		
514	466	473	428	360	344	108	74	C		
<b>2 307</b>	<b>2 662</b>	<b>2 730</b>	<b>3 001</b>	<b>2 633</b>	<b>2 738</b>	<b>3 748</b>	<b>3 316</b>	<b>A</b>		General
2 041	2 374	2 459	2 721	2 443	2 525	3 702	3 266	B		
266	288	271	280	190	213	46	50	C		
<b>3 785</b>	<b>3 220</b>	<b>3 314</b>	<b>2 810</b>	<b>2 680</b>	<b>2 331</b>	<b>2 612</b>	<b>2 558</b>	<b>A</b>		Vocational and technical
3 537	3 042	3 112	2 662	2 510	2 200	2 550	2 534	B		
248	178	202	148	170	131	62	24	C		
<b>5 473</b>	<b>5 272</b>	<b>5 108</b>	<b>5 047</b>	<b>4 411</b>	<b>4 324</b>	<b>4 020</b>	<b>4 088</b>	<b>A</b>		Ordu TR902
5 031	4 662	4 647	4 589	4 025	3 919	3 924	4 028	B		
442	610	461	458	386	405	96	60	C		
<b>1 771</b>	<b>2 423</b>	<b>1 934</b>	<b>2 411</b>	<b>1 836</b>	<b>2 260</b>	<b>2 296</b>	<b>2 429</b>	<b>A</b>		General
1 578	2 002	1 699	2 134	1 619	1 980	2 260	2 403	B		
193	421	235	277	217	280	36	26	C		
<b>3 702</b>	<b>2 849</b>	<b>3 174</b>	<b>2 636</b>	<b>2 575</b>	<b>2 064</b>	<b>1 724</b>	<b>1 659</b>	<b>A</b>		Vocational and technical
3 453	2 660	2 948	2 455	2 406	1 939	1 664	1 625	B		
249	189	226	181	169	125	60	34	C		
<b>3 498</b>	<b>3 181</b>	<b>3 389</b>	<b>3 080</b>	<b>2 985</b>	<b>2 735</b>	<b>3 104</b>	<b>2 977</b>	<b>A</b>		Giresun TR903
3 464	3 140	3 355	3 048	2 945	2 696	3 100	2 974	B		
34	41	34	32	40	39	4	3	C		
<b>1 216</b>	<b>1 514</b>	<b>1 343</b>	<b>1 501</b>	<b>1 283</b>	<b>1 383</b>	<b>1 953</b>	<b>1 940</b>	<b>A</b>		General
1 205	1 483	1 323	1 471	1 253	1 347	1 950	1 937	B		
11	31	20	30	30	36	3	3	C		
<b>2 282</b>	<b>1 667</b>	<b>2 046</b>	<b>1 579</b>	<b>1 702</b>	<b>1 352</b>	<b>1 151</b>	<b>1 037</b>	<b>A</b>		Vocational and technical
2 259	1 657	2 032	1 577	1 692	1 349	1 150	1 037	B		
23	10	14	2	10	3	1	-	C		

**2.13 İstatistiki Bölge Birimleri Sınıflaması 3. düzey, yerleşim yeri ve doğum yıllarına göre ortaöğretimde öğrenci sayısı (devam)**

[2013/'14 öğretim yılı başı]

İBBS 3. Düzey	A. Toplam	B. Şehir	C. Köy	Doğum Yılları - Year of Birth						
				Toplam - Total			2000 ve Sonraki Doğumlar Born in 2000 and After		1999	
				Toplam Total	Erkek Males	Kadın Females	Erkek Males	Kadın Females	Erkek Males	Kadın Females
<b>TR904 Rize</b>	<b>A</b>	<b>28 998</b>	<b>15 143</b>	<b>13 855</b>	<b>122</b>	<b>117</b>	<b>2 627</b>	<b>2 382</b>		
	B	28 236	14 734	13 502	118	114	2 550	2 290		
	C	762	409	353	4	3	77	92		
Genel	<b>A</b>	<b>13 827</b>	<b>6 463</b>	<b>7 364</b>	<b>42</b>	<b>54</b>	<b>1 093</b>	<b>1 204</b>		
	B	13 241	6 211	7 030	38	51	1 039	1 119		
	C	586	252	334	4	3	54	85		
Mesleki ve teknik	<b>A</b>	<b>15 171</b>	<b>8 680</b>	<b>6 491</b>	<b>80</b>	<b>63</b>	<b>1 534</b>	<b>1 178</b>		
	B	14 995	8 523	6 472	80	63	1 511	1 171		
	C	176	157	19	-	-	23	7		
<b>TR905 Artvin</b>	<b>A</b>	<b>12 043</b>	<b>6 138</b>	<b>5 905</b>	<b>49</b>	<b>65</b>	<b>1 148</b>	<b>1 096</b>		
	B	11 096	5 520	5 576	43	59	1 045	1 025		
	C	947	618	329	6	6	103	71		
Genel	<b>A</b>	<b>6 787</b>	<b>3 156</b>	<b>3 631</b>	<b>24</b>	<b>39</b>	<b>544</b>	<b>581</b>		
	B	6 304	2 905	3 399	19	35	498	528		
	C	483	251	232	5	4	46	53		
Mesleki ve teknik	<b>A</b>	<b>5 256</b>	<b>2 982</b>	<b>2 274</b>	<b>25</b>	<b>26</b>	<b>604</b>	<b>515</b>		
	B	4 792	2 615	2 177	24	24	547	497		
	C	464	367	97	1	2	57	18		
<b>TR906 Gümüşhane</b>	<b>A</b>	<b>9 335</b>	<b>4 666</b>	<b>4 669</b>	<b>45</b>	<b>79</b>	<b>839</b>	<b>789</b>		
	B	9 214	4 600	4 614	43	79	822	770		
	C	121	66	55	2	-	17	19		
Genel	<b>A</b>	<b>4 768</b>	<b>2 466</b>	<b>2 302</b>	<b>21</b>	<b>37</b>	<b>368</b>	<b>360</b>		
	B	4 647	2 400	2 247	19	37	351	341		
	C	121	66	55	2	-	17	19		
Mesleki ve teknik	<b>A</b>	<b>4 567</b>	<b>2 200</b>	<b>2 367</b>	<b>24</b>	<b>42</b>	<b>471</b>	<b>429</b>		
	B	4 567	2 200	2 367	24	42	471	429		
	C	-	-	-	-	-	-	-		
<b>TRA11 Erzurum</b>	<b>A</b>	<b>56 814</b>	<b>30 745</b>	<b>26 069</b>	<b>665</b>	<b>723</b>	<b>5 099</b>	<b>4 715</b>		
	B	55 980	30 214	25 766	636	706	4 987	4 632		
	C	834	531	303	29	17	112	83		
Genel	<b>A</b>	<b>32 904</b>	<b>17 850</b>	<b>15 054</b>	<b>324</b>	<b>386</b>	<b>2 335</b>	<b>2 458</b>		
	B	32 399	17 540	14 859	318	382	2 318	2 430		
	C	505	310	195	6	4	17	28		
Mesleki ve teknik	<b>A</b>	<b>23 910</b>	<b>12 895</b>	<b>11 015</b>	<b>341</b>	<b>337</b>	<b>2 764</b>	<b>2 257</b>		
	B	23 581	12 674	10 907	318	324	2 669	2 202		
	C	329	221	108	23	13	95	55		
<b>TRA12 Erzincan</b>	<b>A</b>	<b>16 420</b>	<b>8 731</b>	<b>7 689</b>	<b>88</b>	<b>121</b>	<b>1 532</b>	<b>1 352</b>		
	B	15 911	8 419	7 492	83	118	1 472	1 309		
	C	509	312	197	5	3	60	43		
Genel	<b>A</b>	<b>8 878</b>	<b>4 564</b>	<b>4 314</b>	<b>36</b>	<b>62</b>	<b>653</b>	<b>715</b>		
	B	8 455	4 308	4 147	32	61	628	695		
	C	423	256	167	4	1	25	20		
Mesleki ve teknik	<b>A</b>	<b>7 542</b>	<b>4 167</b>	<b>3 375</b>	<b>52</b>	<b>59</b>	<b>879</b>	<b>637</b>		
	B	7 456	4 111	3 345	51	57	844	614		
	C	86	56	30	1	2	35	23		

2.13 Number of students in secondary education by year of birth and settlement place according to Statistical Regions Level 3 (continued)  
[Beginning of the educational year 2013/'14]

A. Total		B. City		C. Village		Doğum Yılları		Year of Birth		SR Level 3
								1995 ve Önceki Doğumlar		
								Born in 1995 and Before		
1998		1997		1996						
Erkek	Kadın	Erkek	Kadın	Erkek	Kadın	Erkek	Kadın	Erkek	Kadın	
Males	Females	Males	Females	Males	Females	Males	Females	Males	Females	
<b>3 126</b>	<b>2 722</b>	<b>2 878</b>	<b>2 629</b>	<b>2 709</b>	<b>2 373</b>	<b>3 681</b>	<b>3 632</b>	<b>A</b>	Rize TR904	
3 027	2 630	2 782	2 540	2 591	2 297	3 666	3 631	B		
99	92	96	89	118	76	15	1	C		
<b>1 098</b>	<b>1 263</b>	<b>1 125</b>	<b>1 301</b>	<b>1 112</b>	<b>1 229</b>	<b>1 993</b>	<b>2 313</b>	<b>A</b>	General	
1 038	1 176	1 063	1 214	1 047	1 158	1 986	2 312	B		
60	87	62	87	65	71	7	1	C		
<b>2 028</b>	<b>1 459</b>	<b>1 753</b>	<b>1 328</b>	<b>1 597</b>	<b>1 144</b>	<b>1 688</b>	<b>1 319</b>	<b>A</b>	Vocational and technical	
1 989	1 454	1 719	1 326	1 544	1 139	1 680	1 319	B		
39	5	34	2	53	5	8	-	C		
<b>1 229</b>	<b>1 195</b>	<b>1 282</b>	<b>1 205</b>	<b>1 080</b>	<b>980</b>	<b>1 350</b>	<b>1 364</b>	<b>A</b>	Artvin TR905	
1 076	1 116	1 121	1 105	944	927	1 291	1 344	B		
153	79	161	100	136	53	59	20	C		
<b>552</b>	<b>693</b>	<b>602</b>	<b>677</b>	<b>542</b>	<b>551</b>	<b>892</b>	<b>1 090</b>	<b>A</b>	General	
490	629	534	608	489	515	875	1 084	B		
62	64	68	69	53	36	17	6	C		
<b>677</b>	<b>502</b>	<b>680</b>	<b>528</b>	<b>538</b>	<b>429</b>	<b>458</b>	<b>274</b>	<b>A</b>	Vocational and technical	
586	487	587	497	455	412	416	260	B		
91	15	93	31	83	17	42	14	C		
<b>920</b>	<b>1 044</b>	<b>915</b>	<b>935</b>	<b>795</b>	<b>766</b>	<b>1 152</b>	<b>1 056</b>	<b>A</b>	Gümüşhane TR906	
904	1 040	899	923	783	753	1 149	1 049	B		
16	4	16	12	12	13	3	7	C		
<b>366</b>	<b>420</b>	<b>397</b>	<b>424</b>	<b>401</b>	<b>397</b>	<b>913</b>	<b>664</b>	<b>A</b>	General	
350	416	381	412	389	384	910	657	B		
16	4	16	12	12	13	3	7	C		
<b>554</b>	<b>624</b>	<b>518</b>	<b>511</b>	<b>394</b>	<b>369</b>	<b>239</b>	<b>392</b>	<b>A</b>	Vocational and technical	
554	624	518	511	394	369	239	392	B		
-	-	-	-	-	-	-	-	C		
<b>6 025</b>	<b>5 391</b>	<b>5 555</b>	<b>4 959</b>	<b>4 643</b>	<b>3 824</b>	<b>8 758</b>	<b>6 457</b>	<b>A</b>	Erzurum TRA11	
5 900	5 310	5 424	4 903	4 545	3 773	8 722	6 442	B		
125	81	131	56	98	51	36	15	C		
<b>3 032</b>	<b>2 893</b>	<b>3 107</b>	<b>2 828</b>	<b>2 828</b>	<b>2 356</b>	<b>6 224</b>	<b>4 133</b>	<b>A</b>	General	
2 967	2 833	3 003	2 779	2 741	2 312	6 193	4 123	B		
65	60	104	49	87	44	31	10	C		
<b>2 993</b>	<b>2 498</b>	<b>2 448</b>	<b>2 131</b>	<b>1 815</b>	<b>1 468</b>	<b>2 534</b>	<b>2 324</b>	<b>A</b>	Vocational and technical	
2 933	2 477	2 421	2 124	1 804	1 461	2 529	2 319	B		
60	21	27	7	11	7	5	5	C		
<b>1 713</b>	<b>1 625</b>	<b>1 673</b>	<b>1 525</b>	<b>1 564</b>	<b>1 325</b>	<b>2 161</b>	<b>1 741</b>	<b>A</b>	Erzincan TRA12	
1 634	1 585	1 591	1 480	1 498	1 279	2 141	1 721	B		
79	40	82	45	66	46	20	20	C		
<b>760</b>	<b>817</b>	<b>779</b>	<b>821</b>	<b>805</b>	<b>768</b>	<b>1 531</b>	<b>1 131</b>	<b>A</b>	General	
693	781	704	776	740	723	1 511	1 111	B		
67	36	75	45	65	45	20	20	C		
<b>953</b>	<b>808</b>	<b>894</b>	<b>704</b>	<b>759</b>	<b>557</b>	<b>630</b>	<b>610</b>	<b>A</b>	Vocational and technical	
941	804	887	704	758	556	630	610	B		
12	4	7	-	1	1	-	-	C		

**2.13 İstatistiki Bölge Birimleri Sınıflaması 3. düzey, yerleşim yeri ve doğum yıllarına göre ortaöğretimde öğrenci sayısı (devam)**

[2013/'14 öğretim yılı başı]

İBBS 3. Düzey	A. Toplam	B. Şehir	C. Köy	Doğum Yılları - Year of Birth						
				Toplam - Total			2000 ve Sonraki Doğumlar Born in 2000 and After		1999	
				Toplam Total	Erkek Males	Kadın Females	Erkek Males	Kadın Females	Erkek Males	Kadın Females
<b>TRA13 Bayburt</b>	<b>A</b>	<b>6 330</b>	<b>3 374</b>	<b>2 956</b>	<b>60</b>	<b>60</b>	<b>609</b>	<b>557</b>		
	B	6 224	3 311	2 913	59	58	595	549		
	C	106	63	43	1	2	14	8		
Genel	<b>A</b>	<b>3 466</b>	<b>1 827</b>	<b>1 639</b>	<b>24</b>	<b>29</b>	<b>302</b>	<b>265</b>		
	B	3 389	1 781	1 608	24	29	298	260		
	C	77	46	31	-	-	4	5		
Mesleki ve teknik	<b>A</b>	<b>2 864</b>	<b>1 547</b>	<b>1 317</b>	<b>36</b>	<b>31</b>	<b>307</b>	<b>292</b>		
	B	2 835	1 530	1 305	35	29	297	289		
	C	29	17	12	1	2	10	3		
<b>TRA21 Ağrı</b>	<b>A</b>	<b>32 975</b>	<b>18 890</b>	<b>14 085</b>	<b>878</b>	<b>729</b>	<b>3 078</b>	<b>2 453</b>		
	B	32 975	18 890	14 085	878	729	3 078	2 453		
	C	-	-	-	-	-	-	-		
Genel	<b>A</b>	<b>18 235</b>	<b>10 636</b>	<b>7 599</b>	<b>328</b>	<b>341</b>	<b>1 324</b>	<b>1 249</b>		
	B	18 235	10 636	7 599	328	341	1 324	1 249		
	C	-	-	-	-	-	-	-		
Mesleki ve teknik	<b>A</b>	<b>14 740</b>	<b>8 254</b>	<b>6 486</b>	<b>550</b>	<b>388</b>	<b>1 754</b>	<b>1 204</b>		
	B	14 740	8 254	6 486	550	388	1 754	1 204		
	C	-	-	-	-	-	-	-		
<b>TRA22 Kars</b>	<b>A</b>	<b>19 052</b>	<b>10 249</b>	<b>8 803</b>	<b>307</b>	<b>347</b>	<b>1 876</b>	<b>1 704</b>		
	B	18 848	10 112	8 736	306	345	1 851	1 683		
	C	204	137	67	1	2	25	21		
Genel	<b>A</b>	<b>11 318</b>	<b>5 785</b>	<b>5 533</b>	<b>128</b>	<b>187</b>	<b>753</b>	<b>895</b>		
	B	11 161	5 677	5 484	128	186	741	887		
	C	157	108	49	-	1	12	8		
Mesleki ve teknik	<b>A</b>	<b>7 734</b>	<b>4 464</b>	<b>3 270</b>	<b>179</b>	<b>160</b>	<b>1 123</b>	<b>809</b>		
	B	7 687	4 435	3 252	178	159	1 110	796		
	C	47	29	18	1	1	13	13		
<b>TRA23 Iğdır</b>	<b>A</b>	<b>14 588</b>	<b>7 207</b>	<b>7 381</b>	<b>239</b>	<b>365</b>	<b>1 334</b>	<b>1 387</b>		
	B	14 465	7 134	7 331	238	364	1 317	1 379		
	C	123	73	50	1	1	17	8		
Genel	<b>A</b>	<b>8 729</b>	<b>4 221</b>	<b>4 508</b>	<b>102</b>	<b>212</b>	<b>658</b>	<b>824</b>		
	B	8 697	4 203	4 494	102	212	658	824		
	C	32	18	14	-	-	-	-		
Mesleki ve teknik	<b>A</b>	<b>5 859</b>	<b>2 986</b>	<b>2 873</b>	<b>137</b>	<b>153</b>	<b>676</b>	<b>563</b>		
	B	5 768	2 931	2 837	136	152	659	555		
	C	91	55	36	1	1	17	8		
<b>TRA24 Ardahan</b>	<b>A</b>	<b>7 585</b>	<b>3 991</b>	<b>3 594</b>	<b>108</b>	<b>132</b>	<b>779</b>	<b>748</b>		
	B	7 448	3 918	3 530	107	129	774	743		
	C	137	73	64	1	3	5	5		
Genel	<b>A</b>	<b>3 555</b>	<b>1 765</b>	<b>1 790</b>	<b>41</b>	<b>54</b>	<b>238</b>	<b>314</b>		
	B	3 489	1 728	1 761	41	54	237	314		
	C	66	37	29	-	-	1	-		
Mesleki ve teknik	<b>A</b>	<b>4 030</b>	<b>2 226</b>	<b>1 804</b>	<b>67</b>	<b>78</b>	<b>541</b>	<b>434</b>		
	B	3 959	2 190	1 769	66	75	537	429		
	C	71	36	35	1	3	4	5		

2.13 Number of students in secondary education by year of birth and settlement place according to Statistical Regions Level 3 (continued)  
[Beginning of the educational year 2013/'14]

A. Total		B. City		C. Village						
<b>Doğum Yılları</b> - Year of Birth										
<b>1998</b>		<b>1997</b>		<b>1996</b>		<b>1995 ve Önceki Doğumlar</b> Born in 1995 and Before				
<b>Erkek</b> Males	<b>Kadın</b> Females	<b>Erkek</b> Males	<b>Kadın</b> Females	<b>Erkek</b> Males	<b>Kadın</b> Females	<b>Erkek</b> Males	<b>Kadın</b> Females			SR Level 3
<b>635</b>	<b>662</b>	<b>726</b>	<b>586</b>	<b>567</b>	<b>466</b>	<b>777</b>	<b>625</b>	<b>A</b>		Bayburt TRA13
622	641	709	581	557	462	769	622	B		
13	21	17	5	10	4	8	3	C		
<b>296</b>	<b>331</b>	<b>354</b>	<b>329</b>	<b>324</b>	<b>269</b>	<b>527</b>	<b>416</b>	<b>A</b>		General
288	316	338	325	314	265	519	413	B		
8	15	16	4	10	4	8	3	C		
<b>339</b>	<b>331</b>	<b>372</b>	<b>257</b>	<b>243</b>	<b>197</b>	<b>250</b>	<b>209</b>	<b>A</b>		Vocational and technical
334	325	371	256	243	197	250	209	B		
5	6	1	1	-	-	-	-	C		
<b>3 966</b>	<b>2 856</b>	<b>3 529</b>	<b>2 751</b>	<b>2 646</b>	<b>2 064</b>	<b>4 793</b>	<b>3 232</b>	<b>A</b>		Ağrı TRA21
3 966	2 856	3 529	2 751	2 646	2 064	4 793	3 232	B		
-	-	-	-	-	-	-	-	C		
<b>1 851</b>	<b>1 405</b>	<b>1 915</b>	<b>1 440</b>	<b>1 566</b>	<b>1 153</b>	<b>3 652</b>	<b>2 011</b>	<b>A</b>		General
1 851	1 405	1 915	1 440	1 566	1 153	3 652	2 011	B		
-	-	-	-	-	-	-	-	C		
<b>2 115</b>	<b>1 451</b>	<b>1 614</b>	<b>1 311</b>	<b>1 080</b>	<b>911</b>	<b>1 141</b>	<b>1 221</b>	<b>A</b>		Vocational and technical
2 115	1 451	1 614	1 311	1 080	911	1 141	1 221	B		
-	-	-	-	-	-	-	-	C		
<b>2 238</b>	<b>2 066</b>	<b>1 965</b>	<b>1 752</b>	<b>1 370</b>	<b>1 269</b>	<b>2 493</b>	<b>1 665</b>	<b>A</b>		Kars TRA22
2 203	2 050	1 933	1 743	1 337	1 252	2 482	1 663	B		
35	16	32	9	33	17	11	2	C		
<b>988</b>	<b>1 140</b>	<b>1 100</b>	<b>1 127</b>	<b>851</b>	<b>886</b>	<b>1 965</b>	<b>1 298</b>	<b>A</b>		General
966	1 128	1 070	1 118	818	869	1 954	1 296	B		
22	12	30	9	33	17	11	2	C		
<b>1 250</b>	<b>926</b>	<b>865</b>	<b>625</b>	<b>519</b>	<b>383</b>	<b>528</b>	<b>367</b>	<b>A</b>		Vocational and technical
1 237	922	863	625	519	383	528	367	B		
13	4	2	-	-	-	-	-	C		
<b>1 583</b>	<b>1 633</b>	<b>1 451</b>	<b>1 539</b>	<b>1 076</b>	<b>1 129</b>	<b>1 524</b>	<b>1 328</b>	<b>A</b>		Iğdır TRA23
1 569	1 621	1 428	1 530	1 061	1 115	1 521	1 322	B		
14	12	23	9	15	14	3	6	C		
<b>814</b>	<b>1 000</b>	<b>791</b>	<b>917</b>	<b>677</b>	<b>683</b>	<b>1 179</b>	<b>872</b>	<b>A</b>		General
809	993	782	915	673	681	1 179	869	B		
5	7	9	2	4	2	-	3	C		
<b>769</b>	<b>633</b>	<b>660</b>	<b>622</b>	<b>399</b>	<b>446</b>	<b>345</b>	<b>456</b>	<b>A</b>		Vocational and technical
760	628	646	615	388	434	342	453	B		
9	5	14	7	11	12	3	3	C		
<b>926</b>	<b>821</b>	<b>803</b>	<b>767</b>	<b>589</b>	<b>589</b>	<b>786</b>	<b>537</b>	<b>A</b>		Ardahan TRA24
905	805	784	745	574	579	774	529	B		
21	16	19	22	15	10	12	8	C		
<b>297</b>	<b>337</b>	<b>330</b>	<b>388</b>	<b>313</b>	<b>304</b>	<b>546</b>	<b>393</b>	<b>A</b>		General
289	333	322	374	303	298	536	388	B		
8	4	8	14	10	6	10	5	C		
<b>629</b>	<b>484</b>	<b>473</b>	<b>379</b>	<b>276</b>	<b>285</b>	<b>240</b>	<b>144</b>	<b>A</b>		Vocational and technical
616	472	462	371	271	281	238	141	B		
13	12	11	8	5	4	2	3	C		

**2.13 İstatistiki Bölge Birimleri Sınıflaması 3. düzey, yerleşim yeri ve doğum yıllarına göre ortaöğretimde öğrenci sayısı (devam)**

[2013/'14 öğretim yılı başı]

İBBS 3. Düzey	A. Toplam	B. Şehir	C. Köy	Doğum Yılları - Year of Birth						
				Toplam - Total			2000 ve Sonraki Doğumlar Born in 2000 and After		1999	
				Toplam Total	Erkek Males	Kadın Females	Erkek Males	Kadın Females	Erkek Males	Kadın Females
<b>TRB11 Malatya</b>	<b>A</b>	<b>65 370</b>	<b>34 700</b>	<b>30 670</b>	<b>339</b>	<b>432</b>	<b>5 707</b>	<b>5 529</b>		
	B	61 372	32 502	28 870	313	392	5 177	5 051		
	C	3 998	2 198	1 800	26	40	530	478		
Genel	<b>A</b>	<b>38 970</b>	<b>20 166</b>	<b>18 804</b>	<b>122</b>	<b>188</b>	<b>2 409</b>	<b>2 680</b>		
	B	35 520	18 281	17 239	113	164	1 999	2 321		
	C	3 450	1 885	1 565	9	24	410	359		
Mesleki ve teknik	<b>A</b>	<b>26 400</b>	<b>14 534</b>	<b>11 866</b>	<b>217</b>	<b>244</b>	<b>3 298</b>	<b>2 849</b>		
	B	25 852	14 221	11 631	200	228	3 178	2 730		
	C	548	313	235	17	16	120	119		
<b>TRB12 Elazığ</b>	<b>A</b>	<b>46 990</b>	<b>24 663</b>	<b>22 327</b>	<b>363</b>	<b>467</b>	<b>4 353</b>	<b>4 154</b>		
	B	45 893	24 045	21 848	347	451	4 234	4 073		
	C	1 097	618	479	16	16	119	81		
Genel	<b>A</b>	<b>28 262</b>	<b>14 568</b>	<b>13 694</b>	<b>120</b>	<b>201</b>	<b>1 949</b>	<b>2 055</b>		
	B	27 491	14 168	13 323	115	199	1 910	2 026		
	C	771	400	371	5	2	39	29		
Mesleki ve teknik	<b>A</b>	<b>18 728</b>	<b>10 095</b>	<b>8 633</b>	<b>243</b>	<b>266</b>	<b>2 404</b>	<b>2 099</b>		
	B	18 402	9 877	8 525	232	252	2 324	2 047		
	C	326	218	108	11	14	80	52		
<b>TRB13 Bingöl</b>	<b>A</b>	<b>22 083</b>	<b>12 060</b>	<b>10 023</b>	<b>280</b>	<b>317</b>	<b>1 865</b>	<b>1 630</b>		
	B	22 083	12 060	10 023	280	317	1 865	1 630		
	C	-	-	-	-	-	-	-		
Genel	<b>A</b>	<b>12 433</b>	<b>7 049</b>	<b>5 384</b>	<b>103</b>	<b>136</b>	<b>749</b>	<b>740</b>		
	B	12 433	7 049	5 384	103	136	749	740		
	C	-	-	-	-	-	-	-		
Mesleki ve teknik	<b>A</b>	<b>9 650</b>	<b>5 011</b>	<b>4 639</b>	<b>177</b>	<b>181</b>	<b>1 116</b>	<b>890</b>		
	B	9 650	5 011	4 639	177	181	1 116	890		
	C	-	-	-	-	-	-	-		
<b>TRB14 Tunceli</b>	<b>A</b>	<b>4 539</b>	<b>2 459</b>	<b>2 080</b>	<b>34</b>	<b>25</b>	<b>372</b>	<b>308</b>		
	B	4 314	2 330	1 984	27	25	349	286		
	C	225	129	96	7	-	23	22		
Genel	<b>A</b>	<b>3 299</b>	<b>1 731</b>	<b>1 568</b>	<b>22</b>	<b>18</b>	<b>224</b>	<b>210</b>		
	B	3 074	1 602	1 472	15	18	201	188		
	C	225	129	96	7	-	23	22		
Mesleki ve teknik	<b>A</b>	<b>1 240</b>	<b>728</b>	<b>512</b>	<b>12</b>	<b>7</b>	<b>148</b>	<b>98</b>		
	B	1 240	728	512	12	7	148	98		
	C	-	-	-	-	-	-	-		
<b>TRB21 Van</b>	<b>A</b>	<b>73 779</b>	<b>41 782</b>	<b>31 997</b>	<b>1 943</b>	<b>1 842</b>	<b>6 441</b>	<b>5 500</b>		
	B	68 837	38 336	30 501	1 612	1 677	5 692	5 161		
	C	4 942	3 446	1 496	331	165	749	339		
Genel	<b>A</b>	<b>39 569</b>	<b>24 146</b>	<b>15 423</b>	<b>711</b>	<b>627</b>	<b>2 524</b>	<b>2 208</b>		
	B	37 640	22 853	14 787	646	596	2 380	2 120		
	C	1 929	1 293	636	65	31	144	88		
Mesleki ve teknik	<b>A</b>	<b>34 210</b>	<b>17 636</b>	<b>16 574</b>	<b>1 232</b>	<b>1 215</b>	<b>3 917</b>	<b>3 292</b>		
	B	31 197	15 483	15 714	966	1 081	3 312	3 041		
	C	3 013	2 153	860	266	134	605	251		

2.13 Number of students in secondary education by year of birth and settlement place according to Statistical Regions Level 3 (continued)  
[Beginning of the educational year 2013/'14]

A. Total		B. City		C. Village		Doğum Yılları		Year of Birth		SR Level 3
1998		1997		1996		1995 ve Önceki Doğumlar		Born in 1995 and Before		
Erkek Males	Kadın Females	Erkek Males	Kadın Females	Erkek Males	Kadın Females	Erkek Males	Kadın Females	Erkek Males	Kadın Females	
<b>6 691</b>	<b>6 002</b>	<b>6 345</b>	<b>5 894</b>	<b>5 718</b>	<b>5 279</b>	<b>9 900</b>	<b>7 534</b>	<b>A</b>	Malatya TRB11	
6 053	5 546	5 916	5 506	5 310	4 947	9 733	7 428	B		
638	456	429	388	408	332	167	106	C		
<b>3 359</b>	<b>3 445</b>	<b>3 683</b>	<b>3 897</b>	<b>3 535</b>	<b>3 655</b>	<b>7 058</b>	<b>4 939</b>	<b>A</b>	General	
2 816	3 029	3 290	3 534	3 157	3 347	6 906	4 844	B		
543	416	393	363	378	308	152	95	C		
<b>3 332</b>	<b>2 557</b>	<b>2 662</b>	<b>1 997</b>	<b>2 183</b>	<b>1 624</b>	<b>2 842</b>	<b>2 595</b>	<b>A</b>	Vocational and technical	
3 237	2 517	2 626	1 972	2 153	1 600	2 827	2 584	B		
95	40	36	25	30	24	15	11	C		
<b>4 944</b>	<b>4 516</b>	<b>4 720</b>	<b>4 232</b>	<b>3 958</b>	<b>3 466</b>	<b>6 325</b>	<b>5 492</b>	<b>A</b>	Elazığ TRB12	
4 792	4 414	4 587	4 119	3 841	3 353	6 244	5 438	B		
152	102	133	113	117	113	81	54	C		
<b>2 338</b>	<b>2 457</b>	<b>2 721</b>	<b>2 622</b>	<b>2 630</b>	<b>2 338</b>	<b>4 810</b>	<b>4 021</b>	<b>A</b>	General	
2 275	2 378	2 618	2 521	2 518	2 231	4 732	3 968	B		
63	79	103	101	112	107	78	53	C		
<b>2 606</b>	<b>2 059</b>	<b>1 999</b>	<b>1 610</b>	<b>1 328</b>	<b>1 128</b>	<b>1 515</b>	<b>1 471</b>	<b>A</b>	Vocational and technical	
2 517	2 036	1 969	1 598	1 323	1 122	1 512	1 470	B		
89	23	30	12	5	6	3	1	C		
<b>2 230</b>	<b>1 795</b>	<b>1 930</b>	<b>1 706</b>	<b>1 672</b>	<b>1 349</b>	<b>4 083</b>	<b>3 226</b>	<b>A</b>	Bingöl TRB13	
2 230	1 795	1 930	1 706	1 672	1 349	4 083	3 226	B		
-	-	-	-	-	-	-	-	C		
<b>960</b>	<b>839</b>	<b>1 040</b>	<b>829</b>	<b>1 043</b>	<b>691</b>	<b>3 154</b>	<b>2 149</b>	<b>A</b>	General	
960	839	1 040	829	1 043	691	3 154	2 149	B		
-	-	-	-	-	-	-	-	C		
<b>1 270</b>	<b>956</b>	<b>890</b>	<b>877</b>	<b>629</b>	<b>658</b>	<b>929</b>	<b>1 077</b>	<b>A</b>	Vocational and technical	
1 270	956	890	877	629	658	929	1 077	B		
-	-	-	-	-	-	-	-	C		
<b>398</b>	<b>387</b>	<b>430</b>	<b>427</b>	<b>338</b>	<b>393</b>	<b>887</b>	<b>540</b>	<b>A</b>	Tunceli TRB14	
372	369	399	402	314	371	869	531	B		
26	18	31	25	24	22	18	9	C		
<b>266</b>	<b>292</b>	<b>320</b>	<b>360</b>	<b>260</b>	<b>304</b>	<b>639</b>	<b>384</b>	<b>A</b>	General	
240	274	289	335	236	282	621	375	B		
26	18	31	25	24	22	18	9	C		
<b>132</b>	<b>95</b>	<b>110</b>	<b>67</b>	<b>78</b>	<b>89</b>	<b>248</b>	<b>156</b>	<b>A</b>	Vocational and technical	
132	95	110	67	78	89	248	156	B		
-	-	-	-	-	-	-	-	C		
<b>8 136</b>	<b>6 288</b>	<b>7 100</b>	<b>5 765</b>	<b>5 507</b>	<b>4 384</b>	<b>12 655</b>	<b>8 218</b>	<b>A</b>	Van TRB21	
7 122	5 933	6 453	5 488	5 104	4 168	12 353	8 074	B		
1 014	355	647	277	403	216	302	144	C		
<b>3 528</b>	<b>2 448</b>	<b>3 831</b>	<b>2 749</b>	<b>3 583</b>	<b>2 388</b>	<b>9 969</b>	<b>5 003</b>	<b>A</b>	General	
3 195	2 285	3 529	2 602	3 330	2 270	9 773	4 914	B		
333	163	302	147	253	118	196	89	C		
<b>4 608</b>	<b>3 840</b>	<b>3 269</b>	<b>3 016</b>	<b>1 924</b>	<b>1 996</b>	<b>2 686</b>	<b>3 215</b>	<b>A</b>	Vocational and technical	
3 927	3 648	2 924	2 886	1 774	1 898	2 580	3 160	B		
681	192	345	130	150	98	106	55	C		

**2.13 İstatistiki Bölge Birimleri Sınıflaması 3. düzey, yerleşim yeri ve doğum yıllarına göre ortaöğretimde öğrenci sayısı (devam)**

[2013/'14 öğretim yılı başı]

İBBS 3. Düzey	A. Toplam	B. Şehir	C. Köy	Doğum Yılları - Year of Birth					
				Toplam - Total		2000 ve Sonraki Doğumlar Born in 2000 and After		1999	
				Toplam Total	Erkek Males	Kadın Females	Erkek Males	Kadın Females	Erkek Males
<b>TRB22 Muş</b>	<b>A</b>	<b>26 270</b>	<b>15 700</b>	<b>10 570</b>	<b>578</b>	<b>418</b>	<b>2 232</b>	<b>1 649</b>	
	B	24 897	14 981	9 916	545	383	2 114	1 535	
	C	1 373	719	654	33	35	118	114	
Genel	<b>A</b>	<b>11 589</b>	<b>6 911</b>	<b>4 678</b>	<b>142</b>	<b>145</b>	<b>665</b>	<b>597</b>	
	B	11 059	6 640	4 419	137	135	613	547	
	C	530	271	259	5	10	52	50	
Mesleki ve teknik	<b>A</b>	<b>14 681</b>	<b>8 789</b>	<b>5 892</b>	<b>436</b>	<b>273</b>	<b>1 567</b>	<b>1 052</b>	
	B	13 838	8 341	5 497	408	248	1 501	988	
	C	843	448	395	28	25	66	64	
<b>TRB23 Bitlis</b>	<b>A</b>	<b>25 723</b>	<b>15 392</b>	<b>10 331</b>	<b>495</b>	<b>442</b>	<b>2 332</b>	<b>1 828</b>	
	B	25 723	15 392	10 331	495	442	2 332	1 828	
	C	-	-	-	-	-	-	-	
Genel	<b>A</b>	<b>14 740</b>	<b>9 254</b>	<b>5 486</b>	<b>229</b>	<b>200</b>	<b>1 030</b>	<b>810</b>	
	B	14 740	9 254	5 486	229	200	1 030	810	
	C	-	-	-	-	-	-	-	
Mesleki ve teknik	<b>A</b>	<b>10 983</b>	<b>6 138</b>	<b>4 845</b>	<b>266</b>	<b>242</b>	<b>1 302</b>	<b>1 018</b>	
	B	10 983	6 138	4 845	266	242	1 302	1 018	
	C	-	-	-	-	-	-	-	
<b>TRB24 Hakkari</b>	<b>A</b>	<b>24 448</b>	<b>13 555</b>	<b>10 893</b>	<b>982</b>	<b>694</b>	<b>1 882</b>	<b>1 669</b>	
	B	23 283	12 791	10 492	771	595	1 742	1 594	
	C	1 165	764	401	211	99	140	75	
Genel	<b>A</b>	<b>15 076</b>	<b>8 645</b>	<b>6 431</b>	<b>484</b>	<b>336</b>	<b>978</b>	<b>951</b>	
	B	14 675	8 346	6 329	434	326	936	936	
	C	401	299	102	50	10	42	15	
Mesleki ve teknik	<b>A</b>	<b>9 372</b>	<b>4 910</b>	<b>4 462</b>	<b>498</b>	<b>358</b>	<b>904</b>	<b>718</b>	
	B	8 608	4 445	4 163	337	269	806	658	
	C	764	465	299	161	89	98	60	
<b>TRC11 Gaziantep</b>	<b>A</b>	<b>132 312</b>	<b>70 342</b>	<b>61 970</b>	<b>656</b>	<b>946</b>	<b>13 207</b>	<b>12 692</b>	
	B	131 029	69 704	61 325	641	925	13 037	12 524	
	C	1 283	638	645	15	21	170	168	
Genel	<b>A</b>	<b>78 383</b>	<b>43 077</b>	<b>35 306</b>	<b>257</b>	<b>444</b>	<b>5 198</b>	<b>5 714</b>	
	B	77 746	42 826	34 920	254	436	5 161	5 647	
	C	637	251	386	3	8	37	67	
Mesleki ve teknik	<b>A</b>	<b>53 929</b>	<b>27 265</b>	<b>26 664</b>	<b>399</b>	<b>502</b>	<b>8 009</b>	<b>6 978</b>	
	B	53 283	26 878	26 405	387	489	7 876	6 877	
	C	646	387	259	12	13	133	101	
<b>TRC12 Adıyaman</b>	<b>A</b>	<b>53 781</b>	<b>28 806</b>	<b>24 975</b>	<b>450</b>	<b>548</b>	<b>4 427</b>	<b>4 438</b>	
	B	50 970	27 280	23 690	412	506	4 163	4 171	
	C	2 811	1 526	1 285	38	42	264	267	
Genel	<b>A</b>	<b>30 506</b>	<b>16 592</b>	<b>13 914</b>	<b>119</b>	<b>196</b>	<b>1 464</b>	<b>1 814</b>	
	B	29 139	15 909	13 230	117	193	1 447	1 772	
	C	1 367	683	684	2	3	17	42	
Mesleki ve teknik	<b>A</b>	<b>23 275</b>	<b>12 214</b>	<b>11 061</b>	<b>331</b>	<b>352</b>	<b>2 963</b>	<b>2 624</b>	
	B	21 831	11 371	10 460	295	313	2 716	2 399	
	C	1 444	843	601	36	39	247	225	



## 2.13 Number of students in secondary education by year of birth and settlement place according to Statistical Regions Level 3 (continued)

[Beginning of the educational year 2013/'14]

A. Total B. City C. Village

1998		1997		1996		1995 ve Önceki Doğum Yılları		Born in 1995 and Before		SR Level 3
Erkek Males	Kadın Females	Erkek Males	Kadın Females	Erkek Males	Kadın Females	Erkek Males	Kadın Females	Erkek Males	Kadın Females	
<b>2 993</b>	<b>2 169</b>	<b>2 867</b>	<b>1 983</b>	<b>2 208</b>	<b>1 602</b>	<b>4 822</b>	<b>2 749</b>	<b>A</b>		Muş TRB22
2 827	1 995	2 693	1 851	2 080	1 483	4 722	2 669	B		
166	174	174	132	128	119	100	80	C		
<b>960</b>	<b>896</b>	<b>1 028</b>	<b>800</b>	<b>858</b>	<b>604</b>	<b>3 258</b>	<b>1 636</b>	<b>A</b>		General
903	817	955	741	810	564	3 222	1 615	B		
57	79	73	59	48	40	36	21	C		
<b>2 033</b>	<b>1 273</b>	<b>1 839</b>	<b>1 183</b>	<b>1 350</b>	<b>998</b>	<b>1 564</b>	<b>1 113</b>	<b>A</b>		Vocational and technical
1 924	1 178	1 738	1 110	1 270	919	1 500	1 054	B		
109	95	101	73	80	79	64	59	C		
<b>2 911</b>	<b>2 238</b>	<b>2 847</b>	<b>2 001</b>	<b>2 066</b>	<b>1 368</b>	<b>4 741</b>	<b>2 454</b>	<b>A</b>		Bitlis TRB23
2 911	2 238	2 847	2 001	2 066	1 368	4 741	2 454	B		
-	-	-	-	-	-	-	-	C		
<b>1 398</b>	<b>1 019</b>	<b>1 529</b>	<b>980</b>	<b>1 246</b>	<b>760</b>	<b>3 822</b>	<b>1 717</b>	<b>A</b>		General
1 398	1 019	1 529	980	1 246	760	3 822	1 717	B		
-	-	-	-	-	-	-	-	C		
<b>1 513</b>	<b>1 219</b>	<b>1 318</b>	<b>1 021</b>	<b>820</b>	<b>608</b>	<b>919</b>	<b>737</b>	<b>A</b>		Vocational and technical
1 513	1 219	1 318	1 021	820	608	919	737	B		
-	-	-	-	-	-	-	-	C		
<b>2 327</b>	<b>2 064</b>	<b>2 144</b>	<b>1 970</b>	<b>1 704</b>	<b>1 388</b>	<b>4 516</b>	<b>3 108</b>	<b>A</b>		Hakkari TRB24
2 167	1 971	2 029	1 911	1 631	1 353	4 451	3 068	B		
160	93	115	59	73	35	65	40	C		
<b>1 336</b>	<b>1 204</b>	<b>1 363</b>	<b>1 237</b>	<b>1 137</b>	<b>860</b>	<b>3 347</b>	<b>1 843</b>	<b>A</b>		General
1 263	1 176	1 304	1 216	1 103	849	3 306	1 826	B		
73	28	59	21	34	11	41	17	C		
<b>991</b>	<b>860</b>	<b>781</b>	<b>733</b>	<b>567</b>	<b>528</b>	<b>1 169</b>	<b>1 265</b>	<b>A</b>		Vocational and technical
904	795	725	695	528	504	1 145	1 242	B		
87	65	56	38	39	24	24	23	C		
<b>15 033</b>	<b>13 951</b>	<b>12 921</b>	<b>11 896</b>	<b>10 787</b>	<b>9 855</b>	<b>17 738</b>	<b>12 630</b>	<b>A</b>		Gaziantep TRC11
14 867	13 791	12 782	11 759	10 682	9 739	17 695	12 587	B		
166	160	139	137	105	116	43	43	C		
<b>7 060</b>	<b>6 590</b>	<b>8 339</b>	<b>7 000</b>	<b>7 677</b>	<b>6 278</b>	<b>14 546</b>	<b>9 280</b>	<b>A</b>		General
7 005	6 489	8 265	6 906	7 620	6 187	14 521	9 255	B		
55	101	74	94	57	91	25	25	C		
<b>7 973</b>	<b>7 361</b>	<b>4 582</b>	<b>4 896</b>	<b>3 110</b>	<b>3 577</b>	<b>3 192</b>	<b>3 350</b>	<b>A</b>		Vocational and technical
7 862	7 302	4 517	4 853	3 062	3 552	3 174	3 332	B		
111	59	65	43	48	25	18	18	C		
<b>5 279</b>	<b>5 048</b>	<b>5 114</b>	<b>4 839</b>	<b>4 501</b>	<b>3 979</b>	<b>9 035</b>	<b>6 123</b>	<b>A</b>		Adıyaman TRC12
4 920	4 716	4 700	4 530	4 226	3 759	8 859	6 008	B		
359	332	414	309	275	220	176	115	C		
<b>2 136</b>	<b>2 375</b>	<b>2 775</b>	<b>2 733</b>	<b>2 889</b>	<b>2 430</b>	<b>7 209</b>	<b>4 366</b>	<b>A</b>		General
2 000	2 191	2 547	2 522	2 704	2 266	7 094	4 286	B		
136	184	228	211	185	164	115	80	C		
<b>3 143</b>	<b>2 673</b>	<b>2 339</b>	<b>2 106</b>	<b>1 612</b>	<b>1 549</b>	<b>1 826</b>	<b>1 757</b>	<b>A</b>		Vocational and technical
2 920	2 525	2 153	2 008	1 522	1 493	1 765	1 722	B		
223	148	186	98	90	56	61	35	C		

**2.13 İstatistiki Bölge Birimleri Sınıflaması 3. düzey, yerleşim yeri ve doğum yıllarına göre ortaöğretimde öğrenci sayısı (devam)**

[2013/'14 öğretim yılı başı]

İBBS 3. Düzey	A. Toplam	B. Şehir	C. Köy	Doğum Yılları - Year of Birth						
				Toplam - Total			2000 ve Sonraki Doğumlar Born in 2000 and After		1999	
				Toplam Total	Erkek Males	Kadın Females	Erkek Males	Kadın Females	Erkek Males	Kadın Females
<b>TRC13 Kilis</b>	<b>A</b>	<b>10 577</b>	<b>5 532</b>	<b>5 045</b>	<b>71</b>	<b>115</b>	<b>944</b>	<b>996</b>		
	B	10 577	5 532	5 045	71	115	944	996		
	C	-	-	-	-	-	-	-		
Genel	<b>A</b>	<b>5 477</b>	<b>2 684</b>	<b>2 793</b>	<b>17</b>	<b>49</b>	<b>284</b>	<b>428</b>		
	B	5 477	2 684	2 793	17	49	284	428		
	C	-	-	-	-	-	-	-		
Mesleki ve teknik	<b>A</b>	<b>5 100</b>	<b>2 848</b>	<b>2 252</b>	<b>54</b>	<b>66</b>	<b>660</b>	<b>568</b>		
	B	5 100	2 848	2 252	54	66	660	568		
	C	-	-	-	-	-	-	-		
<b>TRC21 Şanlıurfa</b>	<b>A</b>	<b>127 205</b>	<b>75 080</b>	<b>52 125</b>	<b>1 483</b>	<b>1 312</b>	<b>11 122</b>	<b>8 993</b>		
	B	117 537	69 098	48 439	1 283	1 161	9 885	8 172		
	C	9 668	5 982	3 686	200	151	1 237	821		
Genel	<b>A</b>	<b>74 086</b>	<b>45 615</b>	<b>28 471</b>	<b>592</b>	<b>604</b>	<b>4 331</b>	<b>4 040</b>		
	B	69 821	43 030	26 791	529	534	3 904	3 724		
	C	4 265	2 585	1 680	63	70	427	316		
Mesleki ve teknik	<b>A</b>	<b>53 119</b>	<b>29 465</b>	<b>23 654</b>	<b>891</b>	<b>708</b>	<b>6 791</b>	<b>4 953</b>		
	B	47 716	26 068	21 648	754	627	5 981	4 448		
	C	5 403	3 397	2 006	137	81	810	505		
<b>TRC22 Diyarbakır</b>	<b>A</b>	<b>132 408</b>	<b>72 730</b>	<b>59 678</b>	<b>1 225</b>	<b>1 127</b>	<b>10 741</b>	<b>9 381</b>		
	B	129 936	71 516	58 420	1 165	1 066	10 547	9 113		
	C	2 472	1 214	1 258	60	61	194	268		
Genel	<b>A</b>	<b>81 146</b>	<b>45 163</b>	<b>35 983</b>	<b>374</b>	<b>397</b>	<b>3 244</b>	<b>3 377</b>		
	B	79 716	44 405	35 311	355	379	3 182	3 294		
	C	1 430	758	672	19	18	62	83		
Mesleki ve teknik	<b>A</b>	<b>51 262</b>	<b>27 567</b>	<b>23 695</b>	<b>851</b>	<b>730</b>	<b>7 497</b>	<b>6 004</b>		
	B	50 220	27 111	23 109	810	687	7 365	5 819		
	C	1 042	456	586	41	43	132	185		
<b>TRC31 Mardin</b>	<b>A</b>	<b>66 693</b>	<b>38 158</b>	<b>28 535</b>	<b>956</b>	<b>942</b>	<b>5 777</b>	<b>5 011</b>		
	B	63 329	36 367	26 962	879	842	5 382	4 650		
	C	3 364	1 791	1 573	77	100	395	361		
Genel	<b>A</b>	<b>42 646</b>	<b>24 945</b>	<b>17 701</b>	<b>288</b>	<b>364</b>	<b>2 025</b>	<b>2 251</b>		
	B	41 304	24 163	17 141	285	360	1 980	2 218		
	C	1 342	782	560	3	4	45	33		
Mesleki ve teknik	<b>A</b>	<b>24 047</b>	<b>13 213</b>	<b>10 834</b>	<b>668</b>	<b>578</b>	<b>3 752</b>	<b>2 760</b>		
	B	22 025	12 204	9 821	594	482	3 402	2 432		
	C	2 022	1 009	1 013	74	96	350	328		
<b>TRC32 Batman</b>	<b>A</b>	<b>51 843</b>	<b>29 122</b>	<b>22 721</b>	<b>648</b>	<b>608</b>	<b>4 346</b>	<b>3 750</b>		
	B	51 667	29 022	22 645	644	602	4 326	3 735		
	C	176	100	76	4	6	20	15		
Genel	<b>A</b>	<b>34 730</b>	<b>20 152</b>	<b>14 578</b>	<b>277</b>	<b>287</b>	<b>1 948</b>	<b>1 951</b>		
	B	34 629	20 101	14 528	276	287	1 947	1 948		
	C	101	51	50	1	-	1	3		
Mesleki ve teknik	<b>A</b>	<b>17 113</b>	<b>8 970</b>	<b>8 143</b>	<b>371</b>	<b>321</b>	<b>2 398</b>	<b>1 799</b>		
	B	17 038	8 921	8 117	368	315	2 379	1 787		
	C	75	49	26	3	6	19	12		

## 2.13 Number of students in secondary education by year of birth and settlement place according to Statistical Regions Level 3 (continued)

[Beginning of the educational year 2013/'14]

A. Total		B. City		C. Village		Doğum Yılları		Year of Birth		1995 ve Önceki Doğumlar		SR Level 3
										Born in 1995 and Before		
1998		1997		1996		1995 ve Önceki Doğumlar						
Erkek	Kadın	Erkek	Kadın	Erkek	Kadın	Erkek	Kadın	Erkek	Kadın	Erkek	Kadın	
Males	Females	Males	Females	Males	Females	Males	Females	Males	Females	Males	Females	
<b>1 238</b>	<b>1 149</b>	<b>1 079</b>	<b>1 001</b>	<b>829</b>	<b>803</b>	<b>1 371</b>	<b>981</b>	<b>A</b>				Kilis TRC13
1 238	1 149	1 079	1 001	829	803	1 371	981	B				
-	-	-	-	-	-	-	-	C				
<b>456</b>	<b>587</b>	<b>490</b>	<b>563</b>	<b>380</b>	<b>436</b>	<b>1 057</b>	<b>730</b>	<b>A</b>				General
456	587	490	563	380	436	1 057	730	B				
-	-	-	-	-	-	-	-	C				
<b>782</b>	<b>562</b>	<b>589</b>	<b>438</b>	<b>449</b>	<b>367</b>	<b>314</b>	<b>251</b>	<b>A</b>				Vocational and technical
782	562	589	438	449	367	314	251	B				
-	-	-	-	-	-	-	-	C				
<b>15 012</b>	<b>11 171</b>	<b>14 677</b>	<b>10 348</b>	<b>11 080</b>	<b>7 578</b>	<b>21 706</b>	<b>12 723</b>	<b>A</b>				Şanlıurfa TRC21
13 430	10 213	13 131	9 447	10 218	7 024	21 151	12 422	B				
1 582	958	1 546	901	862	554	555	301	C				
<b>6 823</b>	<b>5 194</b>	<b>8 322</b>	<b>5 283</b>	<b>7 623</b>	<b>4 316</b>	<b>17 924</b>	<b>9 034</b>	<b>A</b>				General
6 262	4 787	7 646	4 848	7 132	4 042	17 557	8 856	B				
561	407	676	435	491	274	367	178	C				
<b>8 189</b>	<b>5 977</b>	<b>6 355</b>	<b>5 065</b>	<b>3 457</b>	<b>3 262</b>	<b>3 782</b>	<b>3 689</b>	<b>A</b>				Vocational and technical
7 168	5 426	5 485	4 599	3 086	2 982	3 594	3 566	B				
1 021	551	870	466	371	280	188	123	C				
<b>13 859</b>	<b>12 051</b>	<b>12 795</b>	<b>10 916</b>	<b>10 413</b>	<b>8 755</b>	<b>23 697</b>	<b>17 448</b>	<b>A</b>				Diyarbakır TRC22
13 580	11 721	12 500	10 641	10 205	8 556	23 519	17 323	B				
279	330	295	275	208	199	178	125	C				
<b>6 733</b>	<b>6 424</b>	<b>8 350</b>	<b>6 999</b>	<b>7 539</b>	<b>6 114</b>	<b>18 923</b>	<b>12 672</b>	<b>A</b>				General
6 586	6 293	8 134	6 812	7 373	5 963	18 775	12 570	B				
147	131	216	187	166	151	148	102	C				
<b>7 126</b>	<b>5 627</b>	<b>4 445</b>	<b>3 917</b>	<b>2 874</b>	<b>2 641</b>	<b>4 774</b>	<b>4 776</b>	<b>A</b>				Vocational and technical
6 994	5 428	4 366	3 829	2 832	2 593	4 744	4 753	B				
132	199	79	88	42	48	30	23	C				
<b>7 094</b>	<b>5 877</b>	<b>6 635</b>	<b>5 112</b>	<b>5 257</b>	<b>3 890</b>	<b>12 439</b>	<b>7 703</b>	<b>A</b>				Mardin TRC31
6 626	5 461	6 245	4 760	4 957	3 669	12 278	7 580	B				
468	416	390	352	300	221	161	123	C				
<b>3 655</b>	<b>3 261</b>	<b>4 407</b>	<b>3 181</b>	<b>3 919</b>	<b>2 628</b>	<b>10 651</b>	<b>6 016</b>	<b>A</b>				General
3 476	3 091	4 188	3 010	3 703	2 514	10 531	5 948	B				
179	170	219	171	216	114	120	68	C				
<b>3 439</b>	<b>2 616</b>	<b>2 228</b>	<b>1 931</b>	<b>1 338</b>	<b>1 262</b>	<b>1 788</b>	<b>1 687</b>	<b>A</b>				Vocational and technical
3 150	2 370	2 057	1 750	1 254	1 155	1 747	1 632	B				
289	246	171	181	84	107	41	55	C				
<b>5 325</b>	<b>4 585</b>	<b>4 869</b>	<b>4 127</b>	<b>4 030</b>	<b>3 259</b>	<b>9 904</b>	<b>6 392</b>	<b>A</b>				Batman TRC32
5 293	4 565	4 844	4 105	4 019	3 249	9 896	6 389	B				
32	20	25	22	11	10	8	3	C				
<b>2 993</b>	<b>2 562</b>	<b>3 403</b>	<b>2 682</b>	<b>3 150</b>	<b>2 339</b>	<b>8 381</b>	<b>4 757</b>	<b>A</b>				General
2 982	2 549	3 382	2 661	3 140	2 329	8 374	4 754	B				
11	13	21	21	10	10	7	3	C				
<b>2 332</b>	<b>2 023</b>	<b>1 466</b>	<b>1 445</b>	<b>880</b>	<b>920</b>	<b>1 523</b>	<b>1 635</b>	<b>A</b>				Vocational and technical
2 311	2 016	1 462	1 444	879	920	1 522	1 635	B				
21	7	4	1	1	-	1	-	C				

**2.13 İstatistiki Bölge Birimleri Sınıflaması 3. düzey, yerleşim yeri ve doğum yıllarına göre ortaöğretimde öğrenci sayısı (devam)**

[2013/'14 öğretim yılı başı]

**A. Toplam B. Şehir C. Köy**

İBBS 3. Düzey		Doğum Yılları - Year of Birth						
		Toplam - Total			2000 ve Sonraki Doğumlular Born in 2000 and After		1999	
		Toplam Total	Erkek Males	Kadın Females	Erkek Males	Kadın Females	Erkek Males	Kadın Females
TRC33 Şırnak	<b>A</b>	<b>41 474</b>	<b>23 966</b>	<b>17 508</b>	<b>663</b>	<b>514</b>	<b>3 438</b>	<b>2 950</b>
	B	38 676	22 374	16 302	599	457	3 090	2 719
	C	2 798	1 592	1 206	64	57	348	231
Genel	<b>A</b>	<b>26 022</b>	<b>15 243</b>	<b>10 779</b>	<b>203</b>	<b>214</b>	<b>984</b>	<b>1 059</b>
	B	24 745	14 537	10 208	195	210	932	1 023
	C	1 277	706	571	8	4	52	36
Mesleki ve teknik	<b>A</b>	<b>15 452</b>	<b>8 723</b>	<b>6 729</b>	<b>460</b>	<b>300</b>	<b>2 454</b>	<b>1 891</b>
	B	13 931	7 837	6 094	404	247	2 158	1 696
	C	1 521	886	635	56	53	296	195
TRC34 Siirt	<b>A</b>	<b>26 139</b>	<b>16 121</b>	<b>10 018</b>	<b>376</b>	<b>328</b>	<b>2 235</b>	<b>1 815</b>
	B	25 185	15 561	9 624	346	301	2 126	1 724
	C	954	560	394	30	27	109	91
Genel	<b>A</b>	<b>16 118</b>	<b>10 389</b>	<b>5 729</b>	<b>146</b>	<b>139</b>	<b>882</b>	<b>772</b>
	B	15 751	10 202	5 549	145	138	864	749
	C	367	187	180	1	1	18	23
Mesleki ve teknik	<b>A</b>	<b>10 021</b>	<b>5 732</b>	<b>4 289</b>	<b>230</b>	<b>189</b>	<b>1 353</b>	<b>1 043</b>
	B	9 434	5 359	4 075	201	163	1 262	975
	C	587	373	214	29	26	91	68

## 2.13 Number of students in secondary education by year of birth and settlement place according to Statistical Regions Level 3 (continued)

[Beginning of the educational year 2013/'14]

A. Total B. City C. Village

		Doğum Yılları		-		Year of Birth				
		1998		1997		1996		1995 ve Önceki Doğumlular		
		Born in 1995 and Before								
		Erkek Males		Kadın Females		Erkek Males		Kadın Females		
		Erkek Males		Kadın Females		Erkek Males		Kadın Females		
		<b>4 366</b>	<b>3 863</b>	<b>4 021</b>	<b>3 332</b>	<b>3 274</b>	<b>2 435</b>	<b>8 204</b>	<b>4 414</b>	<b>A</b>
		3 948	3 555	3 654	3 057	3 029	2 242	8 054	4 272	B
		418	308	367	275	245	193	150	142	C
		<b>2 119</b>	<b>2 197</b>	<b>2 488</b>	<b>2 129</b>	<b>2 398</b>	<b>1 747</b>	<b>7 051</b>	<b>3 433</b>	<b>A</b>
		1 972	2 061	2 297	1 984	2 216	1 610	6 925	3 320	B
		147	136	191	145	182	137	126	113	C
		<b>2 247</b>	<b>1 666</b>	<b>1 533</b>	<b>1 203</b>	<b>876</b>	<b>688</b>	<b>1 153</b>	<b>981</b>	<b>A</b>
		1 976	1 494	1 357	1 073	813	632	1 129	952	B
		271	172	176	130	63	56	24	29	C
		<b>2 878</b>	<b>2 090</b>	<b>2 767</b>	<b>1 878</b>	<b>2 099</b>	<b>1 397</b>	<b>5 766</b>	<b>2 510</b>	<b>A</b>
		2 693	1 968	2 646	1 800	2 032	1 347	5 718	2 484	B
		185	122	121	78	67	50	48	26	C
		<b>1 340</b>	<b>1 025</b>	<b>1 642</b>	<b>1 051</b>	<b>1 491</b>	<b>845</b>	<b>4 888</b>	<b>1 897</b>	<b>A</b>
		1 289	959	1 596	997	1 454	820	4 854	1 886	B
		51	66	46	54	37	25	34	11	C
		<b>1 538</b>	<b>1 065</b>	<b>1 125</b>	<b>827</b>	<b>608</b>	<b>552</b>	<b>878</b>	<b>613</b>	<b>A</b>
		1 404	1 009	1 050	803	578	527	864	598	B
		134	56	75	24	30	25	14	15	C

**2.14 İstatistiki Bölge Birimleri Sınıflaması 3. düzeye göre taşınmalı ortaöğretim yapılan öğrenci sayıları**

Number of students transporting secondary school by Statistical Regions Level 3

[2013/'14 Öğretim yılı başı - Beginning of the educational year 2013/'14 ]

İBBS - 3. Düzey SR - Level 3	Taşınan Öğrenci Sayısı Number of Transported Students		
	Toplam Total	Erkek Males	Kadın Females
<b>TR Türkiye</b> TR Turkey	<b>460 917</b>	<b>243 894</b>	<b>217 023</b>
<b>TR100 İstanbul</b>	2 180	1 019	1 161
<b>TR211 Tekirdağ</b>	5 682	3 082	2 600
<b>TR212 Edirne</b>	4 442	2 230	2 212
<b>TR213 Kırklareli</b>	3 154	1 633	1 521
<b>TR221 Balıkesir</b>	8 430	4 209	4 221
<b>TR222 Çanakkale</b>	5 127	2 634	2 493
<b>TR310 İzmir</b>	5 558	2 733	2 825
<b>TR321 Aydın</b>	5 319	2 556	2 763
<b>TR322 Denizli</b>	6 492	3 196	3 296
<b>TR323 Muğla</b>	16 804	8 673	8 131
<b>TR331 Manisa</b>	11 575	5 627	5 948
<b>TR332 Afyonkarahisar</b>	5 591	2 965	2 626
<b>TR333 Kütahya</b>	4 223	2 158	2 065
<b>TR334 Uşak</b>	2 698	1 488	1 210
<b>TR411 Bursa</b>	7 415	3 730	3 685
<b>TR412 Eskişehir</b>	728	390	338
<b>TR413 Bilecik</b>	1 075	578	497
<b>TR421 Kocaeli</b>	3 003	1 507	1 496
<b>TR422 Sakarya</b>	6 084	3 207	2 877
<b>TR423 Düzce</b>	5 036	2 622	2 414
<b>TR424 Bolu</b>	2 223	1 132	1 091
<b>TR425 Yalova</b>	73	31	42
<b>TR510 Ankara</b>	3 082	1 555	1 527
<b>TR521 Konya</b>	14 897	7 699	7 198
<b>TR522 Karaman</b>	1 673	833	840
<b>TR611 Antalya</b>	10 113	5 328	4 785
<b>TR612 Isparta</b>	3 693	2 170	1 523
<b>TR613 Burdur</b>	2 937	1 588	1 349
<b>TR621 Adana</b>	8 471	4 427	4 044
<b>TR622 Mersin</b>	6 081	3 182	2 899
<b>TR631 Hatay</b>	35 554	18 121	17 433
<b>TR632 Kahramanmaraş</b>	9 196	5 145	4 051
<b>TR633 Osmaniye</b>	7 427	3 905	3 522
<b>TR711 Kırkkale</b>	564	285	279
<b>TR712 Aksaray</b>	3 492	1 907	1 585
<b>TR713 Niğde</b>	2 631	1 427	1 204
<b>TR714 Nevşehir</b>	2 481	1 192	1 289

**2.14 İstatistiki Bölge Birimleri Sınıflaması 3. düzeye göre taşınmalı ortaöğretim öğrenci sayıları (devam)**

Number of students transporting secondary school by Statistical Regions Level 3

[2013/'14 Öğretim yılı başı - Beginning of the educational year 2013/'14]

İBBS - 3. Düzey SR - Level 3	Taşınan Öğrenci Sayısı Number of Transported Students		
	Toplam Total	Erkek Males	Kadın Females
TR715 Kırşehir	1 788	900	888
TR721 Kayseri	3 204	1 617	1 587
TR722 Sivas	3 503	1 872	1 631
TR723 Yozgat	4 377	2 257	2 120
TR811 Zonguldak	8 917	4 675	4 242
TR812 Karabük	788	403	385
TR813 Bartın	3 889	2 019	1 870
TR821 Kastamonu	1 711	812	899
TR822 Çankırı	405	187	218
TR823 Sinop	1 607	818	789
TR831 Samsun	16 497	8 323	8 174
TR832 Tokat	7 388	3 827	3 561
TR833 Çorum	4 263	2 238	2 025
TR834 Amasya	3 262	1 738	1 524
TR901 Trabzon	8 105	4 209	3 896
TR902 Ordu	7 181	3 581	3 600
TR903 Giresun	3 885	1 843	2 042
TR904 Rize	2 538	1 134	1 404
TR905 Artvin	1 398	796	602
TR906 Gümüşhane	78	35	43
TRA11 Erzurum	3 739	2 173	1 566
TRA12 Erzincan	2 204	1 133	1 071
TRA13 Bayburt	1 216	726	490
TRA21 Ağrı	8 235	4 810	3 425
TRA22 Kars	3 330	1 809	1 521
TRA23 Iğdır	4 480	2 151	2 329
TRA24 Ardahan	2 272	1 188	1 084
TRB11 Malatya	6 784	3 243	3 541
TRB12 Elazığ	5 002	2 585	2 417
TRB13 Bingöl	2 324	1 161	1 163
TRB14 Tunceli	236	124	112
TRB21 Van	17 387	9 506	7 881
TRB22 Muş	3 725	2 612	1 113
TRB23 Bitlis	2 004	1 290	714
TRB24 Hakkari	4 435	2 441	1 994
TRC11 Gaziantep	5 392	2 775	2 617
TRC12 Adıyaman	8 865	4 657	4 208
TRC13 Kilis	518	297	221
TRC21 Şanlıurfa	22 251	13 599	8 652
TRC22 Diyarbakır	19 080	10 629	8 451
TRC31 Mardin	13 247	7 481	5 766
TRC32 Batman	5 685	3 133	2 552
TRC33 Şırnak	6 418	3 677	2 741
TRC34 Siirt	2 100	1 246	854

**2.15 Öğretim yılına göre mesleki ve teknik ortaöğretim mezunlarının toplam ortaöğretim mezunları içindeki oranı**

The ratio of graduates from vocational and technical secondary education to total graduates from secondary education according to education years

Öğretim Yılı Educational Year	Ortaöğretim Secondary Education			Genel Ortaöğretim General Secondary Education			Mesleki ve Teknik Ortaöğretim Vocational and Technical Secondary Education			Mesleki ve Teknik Ortaöğretim Mezunlarının Ortaöğretim İçindeki Oranı The Ratio of Graduates from Vocational and Technical Secondary Education to Total Graduates from Secondary Education		
	Toplam Total	Erkek Males	Kadın Females	Toplam Total	Erkek Males	Kadın Females	Toplam Total	Erkek Males	Kadın Females	Toplam% Total%	Erkek% Males%	Kadın% Females%
	<b>2003/'04</b>	683 350	376 730	306 620	451 082	236 193	214 889	232 268	140 537	91 731	33,99	37,30
<b>2004/'05</b>	590 834	321 847	268 987	379 511	197 188	182 323	211 323	124 659	86 664	35,77	38,73	32,22
<b>2005/'06</b>	645 328	352 384	292 944	410 109	210 633	199 476	235 219	141 751	93 468	36,45	40,23	31,91
<b>2006/'07</b>	729 535	401 916	327 619	465 809	239 958	225 851	263 726	161 958	101 768	36,15	40,30	31,06
<b>2007/'08</b>	321 741	182 058	139 683	213 506	115 530	97 976	108 235	66 528	41 707	33,64	36,54	29,86
<b>2008/'09</b>	548 894	264 988	283 906	366 444	169 351	197 093	182 450	95 637	86 813	33,24	36,09	30,58
<b>2009/'10</b>	662 894	342 017	320 877	399 478	193 784	205 694	263 416	148 233	115 183	39,74	43,34	35,90
<b>2010/'11</b>	706 512	360 783	345 729	392 064	188 269	203 795	314 448	172 514	141 934	44,51	47,82	41,05
<b>2011/'12</b>	712 702	355 457	357 245	380 548	179 947	200 601	332 154	175 510	156 644	46,60	49,38	43,85
<b>2012/'13</b>	727 792	362 676	365 116	388 522	181 534	206 988	339 270	181 142	158 128	46,62	49,95	43,31

Not. Açıköğretim lisesi mezun öğrencileri dahil değildir.

Note. The graduates from open upper secondary high school are excluded.



**3.1 Öğretim dairelerine göre burslu öğrenci sayısı, 2006-2013**

Number of scholarship students by General Directorate/Department, 2006-2013

Öğretim daireleri General Directorate/Department	2006	2007	2008	2009	2010	2011	2012	2013
<b>Genel toplam</b> General total	<b>122 464</b>	<b>140 258</b>	<b>172 940</b>	<b>184 295</b>	<b>212 103</b>	<b>234 188</b>	<b>254 128</b>	<b>254 833</b>
<b>Temel Eğitim Genel Müdürlüğü</b> General Directorate of Basic Education	47 971	46 514	63 207	69 424	81 882	98 402	101 444	84 150
<b>Ortaöğretim Genel Müdürlüğü</b> General Directorate of Secondary Education	57 083	70 586	81 414	81 433	91 382	121 054	133 072	143 017
<b>Mesleki ve Teknik Eğitim Genel Müdürlüğü</b> General Directorate of Vocational and Technical Education	6 160	7 140	8 532	9 046	9 288	8 767	10 775	15 516
<b>Öğretmen Yetiştirme ve Eğitimi Genel Müdürlüğü <sup>(1)</sup></b> General Directorate of Teacher Training and Education <sup>(1)</sup>	9 147	13 616	16 850	20 418	24 395	-	-	-
<b>Din Öğretimi Genel Müdürlüğü</b> General Directorate of Religious Education	2 038	2 328	2 831	3 857	5 021	5 815	8 706	11 908
<b>Özel Eğitim ve Rehberlik Hiz. Gen.Müd.</b> General Directorate of Special Education Guidance and Counselling Services	65	74	106	117	135	150	131	242

(1) 2011-2012 öğretim yılından itibaren Anadolu Öğretmen Liseleri Ortaöğretim Genel Müdürlüğüne bağlanmıştır.

(1) Since the Educational Year 2011-2012 Anatolian Teacher High Schools are connected to General Directorate of Secondary Education

**3.2 İlköğretim ve ortaöğretim kurumlarında burslu öğrenci sayısı**

Number of scholarship students in primary and secondary education institutions

[2013/'14 Öğretim yılı - The educational year 2013/'14]

Öğretim daireleri General Directorate/Department	Burslu öğrenci sayısı- Scholarship student		
	Toplam Total	Erkek Males	Kadın Females
<b>Genel toplam - General total</b>	<b>254 833</b>	<b>125 395</b>	<b>129 438</b>
<b>Temel Eğitim Genel Müdürlüğü</b> General Directorate of Basic Education	<b>84 150</b>	42 026	42 124
<b>Ortaöğretim Genel Müdürlüğü</b> General Directorate of Secondary Education	<b>143 017</b>	68 421	74 596
<b>Mesleki ve Teknik Eğitim Genel Müdürlüğü</b> General Directorate of Secondary Education	<b>15 516</b>	7 805	7 711
<b>Din Öğretimi Genel Müdürlüğü</b> General Directorate of Religious Education	<b>11 908</b>	6 989	4 919
<b>Özel Eğitim ve Rehberlik Hizmetleri Gen. Müd.</b> General Directorate of Special Education Guidance and Counselling Services	<b>242</b>	154	88

## 3.3 Öğretim dairelerine göre pansiyon sayısı, pansiyon kapasitesi ve pansiyonlarda kalan öğrenci sayısı

Number of student boarding houses, their capacities and students in boarding houses by General Directorate/Department

[2013/14 Öğretim yılı - The education year 2013/14]

Öğretim dairesi General Directorate/Department	Pansiyonlu Okul Sayısı Number of Schools with Boarding Houses	Pansiyon Kapasitesi Capacity of Boarding Houses	Parasız Yatılı Öğrenci Sayısı Number of Boarding Students Exempt From Payment	Paralı Yatılı Öğrenci Sayısı Number of Boarding Students Subject to Payment	Pansiyonda Kalan Öğrenci Sayısı Number of Students in Boarding Houses		
					Toplam Total	Erkek Males	Kadın Females
<b>Genel toplam - General total</b>	<b>2 372</b>	<b>436 374</b>	<b>307 552</b>	<b>12 173</b>	<b>319 725</b>	<b>179 889</b>	<b>139 836</b>
<b>Temel Eğitim Genel Müdürlüğü</b> General Directorate of Basic Education	425	130 504	91 686	-	91 686	49 546	42 140
<b>Ortaöğretim Genel Müdürlüğü</b> General Directorate of Secondary Education	840	153 084	104 630	10 619	115 249	55 301	59 948
<b>Mesleki ve Teknik Eğitim Genel Müdürlüğü</b> General Directorate of Vocational and Technical Education	620	94 889	69 308	1 373	70 681	37 703	32 978
<b>Din Öğretimi Genel Müdürlüğü</b> General Directorate of Religious Education	411	51 497	39 664	181	39 845	35 877	3 968
<b>Özel Eğitim ve Rehberlik Hizmetleri Gen. Müd.</b> General Directorate of Special Education and Guidance Services	76	6 400	2 264	-	2 264	1 462	802

## 3.4 İstatistik Bölge Birimleri Sınıflaması 3. düzeye göre resmi pansiyonlu okullarda kalan öğrenci sayısı ve pansiyon kapasitesi

Number of public dormitories, their capacities and students in public dormitories by Statistical Regions Level 3

[2013/14 Öğretim yılı - The educational year 2013/14]

İBBS - 3. Düzey SR - Level 3	Pansiyonlu Okul Sayısı Number of Schools with Boarding Houses	Pansiyon Kapasitesi Capacity of Boarding House	Yatılı Öğrenci Sayısı Number of Boarding Students			İBBS - 3. Düzey SR - Level 3	Pansiyonlu Okul Sayısı Number of Schools with Boarding Houses	Pansiyon Kapasitesi Capacity of Boarding House	Yatılı Öğrenci Sayısı Number of Boarding Students		
			Toplam Total	Erkek Male	Kız Female				Toplam Total	Erkek Male	Kız Female
<b>Toplam - Total</b>	<b>2 372</b>	<b>436 374</b>	<b>319 725</b>	<b>179 889</b>	<b>139 836</b>	<b>TR723 Yozgat</b>	40	6 211	5 263	2 585	2 678
<b>TR100 İstanbul</b>	48	6 431	4 358	2 507	1 851	<b>TR811 Zonguldak</b>	14	1 992	1 320	855	465
<b>TR211 Tekirdağ</b>	11	1 770	1 279	651	628	<b>TR812 Karabük</b>	10	1 229	892	536	356
<b>TR212 Edirne</b>	14	2 127	1 469	701	768	<b>TR813 Bartın</b>	11	1 743	1 269	584	685
<b>TR213 Kırklareli</b>	11	1 284	896	659	237	<b>TR821 Kastamonu</b>	54	9 920	5 958	3 431	2 527
<b>TR221 Balıkesir</b>	34	5 288	4 617	2 843	1 774	<b>TR822 Çankırı</b>	21	4 201	2 119	1 250	869
<b>TR222 Çanakkale</b>	22	2 738	1 781	1 239	542	<b>TR823 Sinop</b>	21	4 334	3 669	2 005	1 664
<b>TR310 İzmir</b>	41	5 691	3 630	2 193	1 437	<b>TR831 Samsun</b>	52	8 741	6 650	3 819	2 831
<b>TR321 Aydın</b>	19	3 031	2 053	1 205	848	<b>TR832 Tokat</b>	40	6 700	5 146	2 867	2 279
<b>TR322 Denizli</b>	32	4 245	3 364	2 096	1 268	<b>TR833 Çorum</b>	38	6 276	4 212	2 292	1 920
<b>TR323 Muğla</b>	23	3 069	2 405	1 345	1 060	<b>TR834 Amasya</b>	23	4 328	3 250	1 803	1 447
<b>TR331 Manisa</b>	43	6 045	4 517	2 590	1 927	<b>TR901 Trabzon</b>	29	5 404	3 809	1 901	1 908
<b>TR332 Afyonkarahisar</b>	43	5 708	3 831	2 244	1 587	<b>TR902 Ordu</b>	50	8 698	6 409	3 688	2 721
<b>TR333 Kütahya</b>	43	5 110	3 940	2 405	1 535	<b>TR903 Giresun</b>	44	7 000	5 138	3 297	1 841
<b>TR334 Uşak</b>	16	2 954	2 330	788	1 542	<b>TR904 Rize</b>	22	2 984	2 136	1 462	674
<b>TR411 Bursa</b>	39	5 879	3 718	2 729	989	<b>TR905 Artvin</b>	26	4 373	2 946	1 494	1 452
<b>TR412 Eskişehir</b>	24	3 368	2 485	1 403	1 082	<b>TR906 Gümüşhane</b>	28	6 099	4 031	2 009	2 022
<b>TR413 Bilecik</b>	14	1 909	1 511	915	596	<b>TRA11 Erzurum</b>	68	16 855	11 914	6 208	5 706
<b>TR421 Kocaeli</b>	15	1 984	1 006	737	269	<b>TRA12 Erzincan</b>	17	3 607	2 021	1 217	804
<b>TR422 Sakarya</b>	12	1 217	962	728	234	<b>TRA13 Bayburt</b>	10	1 967	1 481	782	699
<b>TR423 Düzce</b>	12	1 567	1 022	680	342	<b>TRA21 Ağrı</b>	41	11 978	9 216	5 295	3 921
<b>TR424 Bolu</b>	23	3 080	2 123	1 419	704	<b>TRA22 Kars</b>	38	8 326	6 192	2 959	3 233
<b>TR425 Yalova</b>	4	420	376	156	220	<b>TRA23 Iğdır</b>	13	3 317	2 495	1 130	1 365
<b>TR510 Ankara</b>	57	8 588	5 096	2 821	2 275	<b>TRA24 Ardahan</b>	17	3 523	2 668	1 245	1 423
<b>TR521 Konya</b>	53	6 776	4 690	3 193	1 497	<b>TRB11 Malatya</b>	35	5 663	3 523	2 648	875
<b>TR522 Karaman</b>	14	3 462	2 567	1 277	1 290	<b>TRB12 Elazığ</b>	31	4 919	3 583	2 066	1 517
<b>TR611 Antalya</b>	44	7 191	4 865	2 619	2 246	<b>TRB13 Bingöl</b>	31	7 731	6 049	3 345	2 704
<b>TR612 Isparta</b>	39	5 265	3 918	2 184	1 734	<b>TRB14 Tunceli</b>	15	3 059	1 387	722	665
<b>TR613 Burdur</b>	12	1 733	1 318	799	519	<b>TRB21 Van</b>	62	14 935	12 789	7 079	5 710
<b>TR621 Adana</b>	39	7 625	5 681	2 958	2 723	<b>TRB22 Muş</b>	50	14 592	14 044	7 715	6 329
<b>TR622 Mersin</b>	36	5 786	4 519	2 665	1 854	<b>TRB23 Bitlis</b>	44	13 525	12 446	6 995	5 451
<b>TR631 Hatay</b>	27	5 199	3 903	2 658	1 245	<b>TRB24 Hakkari</b>	26	7 653	5 949	3 337	2 612
<b>TR632 Kahramanmaraş</b>	39	9 509	7 245	3 738	3 507	<b>TRC11 Gaziantep</b>	23	4 524	3 278	2 131	1 147
<b>TR633 Osmaniye</b>	13	2 604	1 840	828	1 012	<b>TRC12 Adıyaman</b>	32	6 382	4 900	2 389	2 511
<b>TR711 Kırkkale</b>	13	1 574	1 084	541	543	<b>TRC13 Kilis</b>	12	2 326	2 113	964	1 149
<b>TR712 Aksaray</b>	17	3 074	2 297	1 126	1 171	<b>TRC21 Şanlıurfa</b>	50	10 183	7 198	4 086	3 112
<b>TR713 Niğde</b>	27	4 487	3 600	1 818	1 782	<b>TRC22 Diyarbakır</b>	39	10 521	6 994	4 435	2 559
<b>TR714 Nevşehir</b>	17	1 971	1 349	630	719	<b>TRC31 Mardin</b>	19	5 026	3 518	1 755	1 763
<b>TR715 Kırşehir</b>	10	1 607	1 225	767	458	<b>TRC32 Batman</b>	29	7 099	5 328	3 109	2 219
<b>TR721 Kayseri</b>	46	7 669	5 479	2 967	2 512	<b>TRC33 Şırnak</b>	18	4 996	2 754	1 484	1 270
<b>TR722 Sivas</b>	55	9 301	5 822	3 131	2 691	<b>TRC34 Siirt</b>	28	5 098	3 497	1 962	1 535

## 3.5 İstatistik Bölge Birimleri Sınıflaması 3. düzeye göre özel öğrenci yurtlarında kalan öğrenci sayısı ve yurt kapasitesi

Number of private dormitories, their capacities and students in private dormitories by Statistical Regions Level 3

[2013/'14 Öğretim yılı - The educational year 2013/'14]

İBBS - 3. Düzey SR - Level 3	Yurt sayısı Number of dormitories	Yatak kapasitesi Bed capacity	Öğrenci Student	Boş yatak kapasitesi Vacant bed capacity	İBBS - 3. Düzey SR - Level 3	Yurt sayısı Number of dormitories	Yatak kapasitesi Bed capacity	Öğrenci Student	Boş yatak kapasitesi Vacant bed capacity
<b>Toplam - Total</b>	<b>4 405</b>	<b>406 558</b>	<b>211 265</b>	<b>195 293</b>	<b>TR723 Yozgat</b>	27	2 095	1 019	1 076
TR100 İstanbul	379	39 800	23 086	16 714	TR811 Zonguldak	45	4 013	2 057	1 956
TR211 Tekirdağ	40	3 574	1 459	2 115	TR812 Karabük	26	4 403	1 193	3 210
TR212 Edirne	24	2 145	927	1 218	TR813 Bartın	22	1 630	1 054	576
TR213 Kırklareli	22	3 305	2 390	915	TR821 Kastamonu	39	3 940	2 081	1 859
TR221 Balıkesir	129	10 874	6 487	4 387	TR822 Çankırı	17	1 666	718	948
TR222 Çanakkale	115	10 247	5 944	4 303	TR823 Sinop	22	1 574	705	869
TR310 İzmir	185	14 901	8 186	6 715	TR831 Samsun	79	7 937	4 842	3 095
TR321 Aydın	98	8 609	3 568	5 041	TR832 Tokat	24	1 589	1 048	541
TR322 Denizli	104	8 503	5 165	3 338	TR833 Çorum	43	3 664	2 009	1 655
TR323 Muğla	37	2 608	1 395	1 213	TR834 Amasya	29	1 924	818	1 106
TR331 Manisa	99	8 002	4 155	3 847	TR901 Trabzon	64	8 123	4 343	3 780
TR332 Afyonkarahisar	131	12 884	5 336	7 548	TR902 Ordu	46	2 942	1 159	1 783
TR333 Kütahya	158	11 448	5 588	5 860	TR903 Giresun	58	4 902	1 504	3 398
TR334 Uşak	59	4 528	2 611	1 917	TR904 Rize	27	2 209	1 252	957
TR411 Bursa	100	11 050	5 055	5 995	TR905 Artvin	17	1 839	704	1 135
TR412 Eskişehir	49	4 961	2 916	2 045	TR906 Gümüşhane	19	1 885	969	916
TR413 Bilecik	18	1 043	606	437	TRA11 Erzurum	58	5 981	2 651	3 330
TR421 Kocaeli	107	11 179	5 052	6 127	TRA12 Erzincan	31	2 716	676	2 040
TR422 Sakarya	152	13 463	7 217	6 246	TRA13 Bayburt	6	587	520	67
TR423 Düzce	29	2 642	927	1 715	TRA21 Ağrı	6	355	248	107
TR424 Bolu	46	4 550	3 267	1 283	TRA22 Kars	18	1 739	999	740
TR425 Yalova	17	2 061	1 449	612	TRA23 Iğdır	1	111	60	51
TR510 Ankara	276	25 210	12 057	13 153	TRA24 Ardahan	6	384	183	201
TR521 Konya	206	23 152	15 257	7 895	TRB11 Malatya	24	3 660	2 054	1 606
TR522 Karaman	39	3 422	2 120	1 302	TRB12 Elazığ	29	3 674	1 825	1 849
TR611 Antalya	157	13 559	6 401	7 158	TRB13 Bingöl	6	451	353	98
TR612 Isparta	85	7 370	2 952	4 418	TRB14 Tunceli	4	557	43	514
TR613 Burdur	24	1 208	736	472	TRB21 Van	13	1 026	526	500
TR621 Adana	86	7 408	4 084	3 324	TRB22 Muş	8	646	246	400
TR622 Mersin	99	8 029	3 103	4 926	TRB23 Bitlis	11	962	227	735
TR631 Hatay	49	3 851	2 582	1 269	TRB 24 Hakkari	3	218	58	160
TR632 Kahramanmaraş	44	3 963	2 423	1 540	TRC11 Gaziantep	46	4 099	1 915	2 184
TR633 Osmaniye	21	1 546	973	573	TRC12 Adıyaman	32	2 799	1 268	1 531
TR711 Kırıkkale	25	2 541	1 070	1 471	TRC13 Kilis	5	402	266	136
TR712 Aksaray	33	2 954	1 172	1 782	TRC21 Şanlıurfa	29	2 535	1 375	1 160
TR713 Niğde	32	2 602	1 569	1 033	TRC22 Diyarbakır	13	1 015	435	580
TR714 Nevşehir	24	1 652	915	737	TRC31 Mardin	10	624	237	387
TR715 Kırşehir	25	2 274	1 408	866	TRC32 Batman	5	614	232	382
TR721 Kayseri	63	7 370	3 254	4 116	TRC33 Şırnak	1	20	17	3
TR722 Sivas	42	3 672	2 147	1 525	TRC34 Siirt	8	888	367	521

## 3.6 Ortaöğretim ve yükseköğretim özel öğrenci yurtları ile öğrenci sayısı

Number of private dormitories and students in dormitories for secondary and tertiary education

[2013/'14 Öğretim yılı - The educational year 2013/'14]

Öğretim türü Type of education	Yurt sayısı Number of dormitories				Yurtta kalan öğrenci sayısı Number of students in dormitories		
	Toplam Total	Erkek Males	Kadın Females	Karma Mixed	Toplam Total	Erkek Males	Kadın Females
<b>Toplam</b> Total	<b>4 405</b>	<b>2 551</b>	<b>1 767</b>	<b>87</b>	<b>211 265</b>	<b>120 417</b>	<b>90 848</b>
<b>Ortaöğretim</b> Secondary Education	<b>2 466</b>	1 752	681	33	<b>87 616</b>	64 309	23 307
<b>Yükseköğretim</b> Tertiary Education	<b>1 939</b>	799	1 086	54	<b>116 435</b>	50 952	65 483
<b>Diğerleri<sup>(1)</sup></b> Others <sup>(1)</sup>	-	-	-	-	<b>7 214</b>	5 156	2 058

Kaynak: Ortaöğretim Genel Müdürlüğü

Source : General Directorate of Secondary Education

(1) Yüksek öğrenime hazırlayıcı dersanelere devam edenlerdir.

(1) Persons who attend private courses preparing for university entrance examination

## 3.7 Özel öğrenci yurtlarının sayısı, yatak kapasitesi ve yurtta kalan öğrenci sayısı

Number of private dormitories, their bed capacity and students in dormitories

[2013/'14 Öğretim yılı - The educational year 2013/'14]

Yurtlar - Type of dormitories	Yurt sayısı Number of dormitories	Yatak kapasitesi Bed capacity	Yurtta kalan öğrenci sayısı Number of students in dormitories	Boş yatak kapasitesi Vacant bed capacity
<b>Toplam - Total</b>	<b>4 405</b>	<b>406 558</b>	<b>211 265</b>	<b>195 293</b>
<b>Dernek Yurtları</b> Dormitories owned by associations	2 217	163 108	89 321	73 787
<b>Vakıf Yurtları</b> Dormitories owned by foundations	177	21 853	12 180	9 673
<b>Şahıs Yurtları</b> Dormitories owned by individuals	562	50 855	26 403	24 452
<b>Diğer Tüzel Kişilik Yurtları</b> Dormitories owned by other legal entities	1 449	170 742	83 361	87 381

**3.8 Yerleşim yerine göre özel öğrenci yurtlarının sayısı**

Number of private dormitories by settlement place

[1996/'97 -2013/'14 öğretim yılı - The education year 1996/'97 -2013/'14]

Öğretim yılı Education year	Toplam Total	İl Province	İlçe District	Kasaba / Köy Small Town Village
1996/'97	1 972	614	775	583
1997/'98	2 216	720	805	691
1998/'99	2 340	585	1 413	342
1999/'00	2 296	553	1 165	578
2000/'01	2 208	537	1 136	535
2001/'02	2 192	538	1 122	532
2002/'03	2 210	551	1 126	533
2003/'04	2 259	556	1 161	542
2004/'05	2 303	574	1 195	534
2005/'06	2 474	606	1 284	584
2006/'07	2 735	981	1 380	374
2007/'08	3 053	1 122	1 520	411
2008/'09	3 239	1 178	1 641	420
2009/'10	3 503	1 279	1 789	435
2010/'11	3 788	1 405	1 945	438
2011/'12	4 013	1 550	2 019	444
2012/'13	4 284	1 697	2 133	454
2013/'14	4 405	1 746	2 218	441

**3.9 İlköğretim ve ortaöğretim öğrencilerinin yurtiçi burs ücreti (2002-2013)**

Domestic study grants of students in primary and secondary education (2002-2013)

Yıl -Year	Aylar- Month	Burs göstergesi Scholarship Indicator	Memur maaş katsayısı Coefficient of civil servant's salary	Aylık tutar (TL) Monthly amount (TL)
2002	Ocak - January	400	30 300	12,12
	Temmuz - July	400	32 650	13,06
2003	Ocak - January	400	34 300	13,72
	Temmuz - July	400	34 300	13,72
	Ekim - October	600	34 300	20,58
2004	Ocak - January	600	36 420	21,85
	Temmuz - July	600	38 610	23,16
2005	Ocak - January	1 000	0,0401	40,10
	Temmuz - July	1 000	0,0416	41,60
2006	Ocak - January	1 000	0,04265	42,65
	Temmuz - July	1 000	0,044745	44,75
2007	Ocak - January	1 200	0,046985	56,38
	Temmuz - July	1 200	0,048350	58,02
2008	Ocak - January	1 300	0,049486	64,33
	Temmuz - July	1 300	0,051448	66,88
2009	Ocak - January	1 400	0,053505	74,91
	Temmuz - July	1 400	0,05592	78,28
2010	Ocak - January	1 500	0,057383	86,07
	Temmuz - July	1 500	0,059445	89,16
2011	Ocak - January	1 700	0,061954	105,32
	Temmuz - July	1 700	0,064460	109,58
2012	Ocak - January	1 750	0,066187	115,82
	Nisan - April	1 750	0,068835	120,46
	Temmuz - July	1 750	0,071589	125,28
2013	Ocak - January	1 800	0,073837	132,91
	Temmuz - July	1 800	0,076791	138,22

Kaynak: Ortaöğretim Genel Müdürlüğü

Source : General Directorate of Secondary Education

**4.1 Yüksek Öğrenim Kredi ve Yurtlar Kurumundan burs, öğrenim ve katkı kredisi alan öğrenci sayısı ve kredi miktarı**

Number of students receiving study grant, loan and contribution from Higher Education Loans and Dormitories Institution and the amount of loan

[25.11.2013 tarihi itibariyle - As of 25.11.2013 ]

Türü Type	Öğrenci - Student		
	Burs Study grant	Öğrenim kredisi Loan	Kredi miktarı (TL) Amount of loan (TL)
<b>Lisans - Önlisans</b> Associate and Bachelor's Degree	290 010	512 209	280
<b>Yüksek lisans - Master's Degree</b>	1 181	4 032	560
<b>Doktora - Doctorate</b>	284	641	840
<b>Katkı Kredisi - Tuition Fee Loan</b>	-	-	-

**4.2 Yüksek Öğrenim Kredi ve Yurtlar Kurumuna bağlı yurtlar ve kapasiteleri**

Number of dormitories dependent on Higher Education Loans and Dormitories Institution and their capacities

[1991/'92-2013/'14 öğretim yılı - The education year 1991/'92-2013/'14]

Öğretim Yılı Education Year	Yurt sayısı Number of dormitories	Kapasite - Capacity		
		Toplam Total	Erkek Males	Kadın Females
1991/'92	114	113 680	70 544	43 136
1992/'93	125	127 487	77 552	49 935
1993/'94	132	139 344	84 218	55 126
1994/'95	137	150 342	86 836	63 506
1995/'96	144	155 754	86 320	69 434
1996/'97	151	161 095	86 141	74 954
1997/'98	162	160 421	82 444	77 977
1998/'99	171	167 486	83 234	84 252
1999/'00	179	171 771	82 952	88 819
2000/'01	188	180 691	82 959	97 732
2001/'02	190	182 628	83 660	98 968
2002/'03	191	185 085	81 689	103 396
2003/'04	199	188 779	82 753	106 026
2004/'05	201	192 071	83 098	108 973
2005/'06	211	194 781	83 522	111 259
2006/'07	216	198 945	84 922	114 023
2007/'08	222	201 637	86 083	115 554
2008/'09	229	208 869	88 018	120 851
2009/'10	241	222 633	92 046	130 587
2010/'11	270	243 409	98 349	145 060
2011/'12	303	266 674	107 018	159 656
2012/'13	345	304 195	117 433	186 762
2013/'14 <sup>(1)</sup>	370	306 129	118 030	188 099

Kaynak: Yüksek Öğrenim Kredi ve Yurtlar Kurumu Genel Müdürlüğü

Source : General Directorate of Higher Education Loans and Dormitories Institution

(1) 25.11.2013 tarihi itibariyle

(1) As of 25.11.2013

## 4.3 İİ ve ilçelere göre Yüksek Öğretim Kredi ve Yurtlar Kurumuna bağlı yurtlarda barınan öğrenci sayısı ile yurt kapasitesi

Number of students in dormitories dependent on Higher Education Loans and Dormitories Institution and the capacities of dormitories by province and district

[25.11.2013 tarihi itibarıyla - As of 25.11.2013]

İl ve ilçeler Province - District	Yurt sayısı Number of dormitories	Kapasite Capacity	Öğrenci Students	Boş kapasite Vacant capacity
<b>Toplam - Total</b>	<b>370</b>	<b>306 129</b>	<b>283 610</b>	<b>22 519</b>
<b>Adana</b>	4	4 712	4 666	46
Ceyhan	1	528	473	55
<b>Adıyaman</b>	1	2 024	2 020	4
Besni	1	330	326	4
Kahta	1	168	168	-
<b>Afyonkarahisar</b>	3	4 368	4 311	57
Bayat	1	176	129	47
Bolvadin	1	350	344	6
Emirdağ	1	300	291	9
Sandıklı	1	192	139	53
Dinar	1	248	197	51
<b>Ağrı</b>	2	2 272	1 961	311
<b>Aksaray</b>	3	1 184	1 175	9
Ortaköy	1	430	417	13
<b>Amasya</b>	2	1 732	1 730	2
Merzifon	1	270	252	18
<b>Ankara</b>	22	17 280	16 108	1 172
Bala	-	-	-	-
Çubuk	1	250	137	113
Kalecik	1	176	123	53
Polatlı	1	722	662	60
Şereflikoçhisar	1	346	306	40
<b>Antalya</b>	1	3 118	3 096	22
Alanya	1	317	301	16
Manavgat	1	487	413	74
<b>Ardahan</b>	1	1 016	937	79
<b>Artvin</b>	2	1 404	1 316	88
<b>Aydın</b>	2	1 804	1 779	25
Nazilli	2	1 010	920	90
Koçarlı	1	484	475	9
Kuşadası	1	138	138	-
Sultanhisar	1	672	571	101
Yenipazar	1	110	110	-
<b>Balıkesir</b>	1	2 024	1 906	118
Bandırma	1	600	600	-
Dursunbey	1	216	60	156
Havran	1	114	66	48
<b>Bartın</b>	1	930	928	2
<b>Batman</b>	2	1 360	840	520
<b>Bayburt</b>	1	941	929	12
<b>Bilecik</b>	1	1 164	1 164	-
Pazaryeri	1	238	237	1
<b>Bingöl</b>	2	1 363	1 356	7
<b>Bitlis</b>	2	1 120	1 081	39
Adilcevaz	1	161	158	3
Ahlhat	1	96	76	20
Tatvan	1	250	214	36
<b>Bolu</b>	3	2 700	2 686	14
Gerede	1	600	599	1
Mudurnu	1	264	196	68
<b>Burdur</b>	1	2 198	2 145	53
Bucak	1	552	551	1
<b>Bursa</b>	3	4 992	3 996	996
Gemlik	1	336	296	40
<b>Çanakkale</b>	2	2 332	2 193	139
Biga	1	838	777	61
Gelibolu	1	120	76	44
<b>Çankırı</b>	1	1 074	1 071	3
<b>Çorum</b>	2	1 910	1 818	92
<b>Denizli</b>	1	4 822	4 813	9
Bekilli	1	230	230	-
Buldan	1	312	312	-
Honaz	1	112	98	14
Tavas	1	91	86	5
<b>Diyarbakır</b>	3	2 388	2 236	152
<b>Düzce</b>	2	1 547	1 544	3
Akçakoca	1	492	483	9
Kaynaşlı	1	248	123	125
<b>Edirne</b>	2	4 684	4 593	91
Havsa	1	102	97	5
Keşan	1	530	523	7
Uzunköprü	1	514	253	261
<b>Elazığ</b>	3	2 468	2 465	3
<b>Erzincan</b>	3	3 380	3 348	32

Kaynak : Yüksek Öğretim Kredi ve Yurtlar Kurumu Genel Müdürlüğü

Source : General Directorate of Higher Education Loans and Dormitories Institution

## 4.3 İl ve ilçelere göre Yüksek Öğretim Kredi ve Yurtlar Kurumuna bağlı yurtlarda barınan öğrenci sayısı ile yurt kapasitesi (devam)

Number of students in dormitories dependent on Higher Education Loans and Dormitories Institution and the capacities of dormitories by province and district (continued)

[25.11.2013 tarihi itibarıyla - As of 25.11.2013]

İl ve ilçeler Province - District	Yurt sayısı Number of dormitories	Kapasite Capacity	Öğrenci Student	Boş kapasite Vacant capacity
Kemah	1	344	329	15
Kemaliye	1	309	185	124
Refahiye	1	232	189	43
Tercan	1	162	3	159
<b>Erzurum</b>	<b>6</b>	<b>9 837</b>	<b>9 057</b>	<b>780</b>
Aşkale	1	72	63	9
İspir	1	168	165	3
Oltu	1	338	264	74
Pasinler	1	156	156	-
<b>Eskişehir</b>	<b>4</b>	<b>6 066</b>	<b>5 797</b>	<b>269</b>
Sivrihisar	1	164	-	164
<b>Gaziantep</b>	<b>3</b>	<b>3 963</b>	<b>3 865</b>	<b>98</b>
Nizip	1	540	483	57
<b>Giresun</b>	<b>2</b>	<b>2 124</b>	<b>2 103</b>	<b>21</b>
Alucra	1	436	327	109
Eynesil	1	180	180	-
Şebinkarahisar	1	920	918	2
Tirebolu	1	288	278	10
<b>Gümüşhane</b>	<b>2</b>	<b>2 036</b>	<b>2 032</b>	<b>4</b>
Torul	1	180	57	123
<b>Hakkari</b>	<b>1</b>	<b>504</b>	<b>492</b>	<b>12</b>
<b>Hatay</b>	<b>2</b>	<b>3 118</b>	<b>2 971</b>	<b>147</b>
İskenderun	1	610	538	72
<b>İğdir</b>	<b>1</b>	<b>1 040</b>	<b>1 002</b>	<b>38</b>
<b>Isparta</b>	<b>1</b>	<b>3 751</b>	<b>3 708</b>	<b>43</b>
Atabey	1	160	150	10
Eğirdir	1	266	252	14
Sütçüler	1	248	244	4
Şarkikaraağaç	-	-	-	-
Yalvaç	1	504	497	7
<b>İstanbul</b>	<b>23</b>	<b>13 304</b>	<b>13 017</b>	<b>287</b>
<b>İzmir</b>	<b>9</b>	<b>9 634</b>	<b>8 668</b>	<b>966</b>
Çeşme	1	168	168	-
Urla	1	1 032	1 012	20
<b>Kahramanmaraş</b>	<b>2</b>	<b>2 410</b>	<b>2 261</b>	<b>149</b>
Afşin	1	180	147	33
Elbistan	1	468	448	20
Göksun	1	412	408	4
<b>Karabük</b>	<b>3</b>	<b>2 826</b>	<b>2 824</b>	<b>2</b>
Eskipazar	1	165	163	2
<b>Karaman</b>	<b>2</b>	<b>1 914</b>	<b>1 911</b>	<b>3</b>
Ermenek	1	257	256	1
<b>Kars</b>	<b>2</b>	<b>2 056</b>	<b>2 031</b>	<b>25</b>
<b>Kastamonu</b>	<b>1</b>	<b>1 668</b>	<b>1 648</b>	<b>20</b>
<b>Kayseri</b>	<b>3</b>	<b>4 370</b>	<b>4 366</b>	<b>4</b>
Develi	1	699	377	322
<b>Kırıkkale</b>	<b>2</b>	<b>2 438</b>	<b>2 427</b>	<b>11</b>
Keskin	1	362	332	30
<b>Kırklareli</b>	<b>1</b>	<b>1 374</b>	<b>1 365</b>	<b>9</b>
Lüleburgaz	1	384	335	49
<b>Kırşehir</b>	<b>3</b>	<b>2 416</b>	<b>2 371</b>	<b>45</b>
Kaman	1	853	675	178
Mucur	1	82	70	12
<b>Kilis</b>	<b>2</b>	<b>1 515</b>	<b>1 514</b>	<b>1</b>
<b>Kocaeli</b>	<b>2</b>	<b>4 179</b>	<b>4 130</b>	<b>49</b>
Gebze	1	676	626	50
Kandıra	1	508	263	245
Karamürsel	1	544	543	1
<b>Konya</b>	<b>8</b>	<b>8 320</b>	<b>7 170</b>	<b>1 150</b>
Akşehir	1	416	399	17
Beyşehir	1	572	568	4
Bozkır	1	376	290	86
Çumra	1	224	220	4
Ereğli	2	892	596	296
Kadınhanı	1	868	708	160
Seydişehir	1	706	618	88
<b>Kütahya</b>	<b>2</b>	<b>3 554</b>	<b>3 525</b>	<b>29</b>
Gediz	1	192	167	25
Simav	1	500	500	-
Şaphane	1	314	307	7
<b>Malatya</b>	<b>3</b>	<b>4 159</b>	<b>4 109</b>	<b>50</b>
Arapgir	1	328	323	5

Kaynak : Yüksek Öğretim Kredi ve Yurtlar Kurumu Genel Müdürlüğü

Source : General Directorate of Higher Education Loans and Dormitories Institution



## 4.3 İl ve ilçelere göre Yüksek Öğretim Kredi ve Yurtlar Kurumuna bağlı yurtlarda barınan öğrenci sayısı ile yurt kapasitesi (devam)

Number of students in dormitories dependent on Higher Education Loans and Dormitories Institution and the capacities of dormitories by province and district (continued)

[25.11.2013 tarihi itibarıyla - As of 25.11.2013]

İl ve ilçeler Province - District	Yurt sayısı Number of dormitories	Kapasite Capacity	Öğrenci Student	Boş kapasite Vacant capacity
<b>Manisa</b>	2	2 426	2 215	211
Demirci	1	902	885	17
Akhisar	1	192	190	2
Alaşehir	1	160	160	-
Gördes	1	327	268	59
Kırkağaç	1	302	271	31
Köprübaşı	1	96	88	8
Salihli	1	674	227	447
Turgutlu	1	315	297	18
<b>Mardin</b>	1	632	626	6
<b>Mersin</b>	4	5 369	4 019	1 350
Erdemli	1	170	168	2
Silifke	1	584	548	36
Tarsus	1	432	388	44
<b>Muğla</b>	2	3 920	3 917	3
Fethiye	1	300	289	11
Ortaca	1	216	206	10
<b>Muş</b>	2	1 990	960	1 030
Malazgirt	1	200	81	119
<b>Nevşehir</b>	1	1 240	1 217	23
Avanos	1	546	434	112
Ürgüp	1	167	167	-
<b>Niğde</b>	2	3 174	3 151	23
Bor	1	572	529	43
<b>Ordu</b>	2	1 915	1 787	128
Ünye	1	384	383	1
Mesudiye	1	152	116	36
Fatsa	1	710	403	307
<b>Osmaniye</b>	1	1 016	1 015	1
<b>Rize</b>	2	2 677	2 595	82
Çayeli	1	428	385	43
Derepazarı	1	168	167	1
Fındıklı	1	364	252	112
Pazar	1	88	70	18
<b>Sakarya</b>	3	2 996	2 944	52
Hendek	1	890	879	11
<b>Samsun</b>	5	5 488	5 417	71
Bafra	1	512	290	222
Çarşamba	1	398	277	121
Terme	1	320	192	128
<b>Siirt</b>	2	1 599	1 392	207
<b>Sinop</b>	1	916	912	4
Ayancık	1	106	104	2
<b>Sivas</b>	2	4 129	4 084	45
Gürün	1	140	140	-
Suşehri	1	500	384	116
Yıldızeli	1	520	386	134
Zara	1	256	255	1
<b>Şanlıurfa</b>	2	1 970	1 967	3
<b>Şırnak</b>	1	756	549	207
<b>Tekirdağ</b>	1	1 312	1 297	15
Çerkezköy	1	400	341	59
Çorlu	1	524	473	51
Hayrabolu	1	432	344	88
Malkara	1	424	361	63
Şarköy	1	322	207	115
<b>Tokat</b>	3	3 422	3 342	80
Erbaa	1	186	186	-
Niksar	1	548	452	96
Turhal	1	110	110	-
Zile	1	456	449	7
<b>Trabzon</b>	3	5 761	5 579	182
Akçaabat	1	1 940	1 830	110
Beşikdüzü	1	236	234	2
Maçka	1	362	252	110
Of	1	298	235	63
Sürmene	1	176	173	3
<b>Tunceli</b>	1	1 154	1 133	21
<b>Uşak</b>	2	1 564	1 562	2
<b>Van</b>	2	6 209	5 194	1 015
Erciş	1	611	489	122
Gevaş	1	362	292	70
Özalp	1	350	290	60
<b>Yalova</b>	1	380	256	124
Termal	1	530	140	390
<b>Yozgat</b>	2	2 620	2 516	104
Akdağmadeni	1	469	261	208
<b>Zonguldak</b>	2	2 459	2 308	151
Alaplı	1	490	-	490
Devrek	1	128	127	1
Çaycuma	1	392	385	7
Ereğli	1	372	371	1
<b>Bülent ECEVİT Yurdu (Yurt Dışı)</b>	1	400	400	-
<b>Necmettin ERBAKAN Yurdu (Yurt Dışı)</b>	1	364	-	364

Kaynak : Yüksek Öğretim Kredi ve Yurtlar Kurumu Genel Müdürlüğü

Source : General Directorate of Higher Education Loans and Dormitories Institution

**5.1 Türk Cumhuriyetleri ile Türk ve Akriba Topuluklarında açılan öğretim kurumları ile Türkiye Türkçesi Eğitim Öğretim Merkezlerinde öğrenci, idareci ve öğretmenler**

Number of Students, manager and teacher in Turkish Education Centers and Education Institutions Opened in Turkish Republics and Communities of Turks and Relatives

[2013/14 öğretim yılı başı - Beginning of the educational year 2013/14]

A. Toplam -Total

B. Erkek - Male

C. Kadın -Females

Ülkeler Okul-Merkez Adı Country School / Center Name	Öğrenci Sayısı - Number of students									Personel Sayısı - Number of Personnel						Personel Sayısı Toplamı Number of Personnel Total	
	Öğrenci Sayısı Toplamı Number of students Total			T.C. By Republic of Turkey			Diğer Other			T.C. By Republic of Turkey			Diğer Other				
	Top- lam Total	İdareci Manager	Öğret- men Teacher	Top- lam Total	İda- reci Mana- ger	Öğret- men Teacher	Per- sonel Per- sonnel	Top- lam Total	İdareci Manager	Öğret- men Teacher	Per- sonel Per- sonnel	Top- lam Total	İdareci Manager	Öğret- men Teacher	Per- sonel Per- sonnel		
																	A
<b>Genel toplam</b> General total	<b>6 188</b>	<b>2 927</b>	<b>3 261</b>	<b>2 561</b>	<b>1 359</b>	<b>1 202</b>	<b>3 627</b>	<b>1 568</b>	<b>2 059</b>	<b>262</b>	<b>31</b>	<b>231</b>	<b>241</b>	<b>10</b>	<b>101</b>	<b>130</b>	<b>503</b>
<b>Azerbaycan Toplamı</b> Total of Azerbaijan	<b>1 460</b>	<b>774</b>	<b>686</b>	<b>1 181</b>	<b>603</b>	<b>578</b>	<b>279</b>	<b>171</b>	<b>108</b>	<b>62</b>	<b>8</b>	<b>54</b>	<b>23</b>	<b>1</b>	<b>12</b>	<b>10</b>	<b>85</b>
Bakü Türk İlkokulu	562	277	285	562	277	285	-	-	-	-	-	-	-	-	-	-	-
Bakü Türk Ortaokulu	383	195	188	383	195	188	-	-	-	36	4	32	3	-	3	-	39
Bakü Türk Anadolu Lisesi	477	286	191	236	131	105	241	155	86	22	3	19	20	1	9	10	42
Bakü Türkiye Türkçesi Eğitim Öğretim Merkezi	38	16	22	-	-	-	38	16	22	4	1	3	-	-	-	-	4
<b>Kazakistan Toplamı</b> Total of Kazakhstan	<b>55</b>	<b>18</b>	<b>37</b>	<b>-</b>	<b>-</b>	<b>-</b>	<b>55</b>	<b>18</b>	<b>37</b>	<b>24</b>	<b>1</b>	<b>23</b>	<b>2</b>	<b>-</b>	<b>-</b>	<b>2</b>	<b>26</b>
Almatı Türkiye Türkçesi Eğitim Öğretim Merkezi	55	18	37	-	-	-	55	18	37	24	1	23	2	-	-	2	26
<b>Kırgızistan Toplamı</b> Total of Kyrgyzstan	<b>1 736</b>	<b>700</b>	<b>1 036</b>	<b>351</b>	<b>199</b>	<b>152</b>	<b>1 385</b>	<b>501</b>	<b>884</b>	<b>68</b>	<b>9</b>	<b>59</b>	<b>50</b>	<b>4</b>	<b>11</b>	<b>35</b>	<b>118</b>
Bişkek Türk İlkokulu	206	118	88	202	116	86	4	2	2	-	-	-	-	-	-	-	-
Bişkek Türk Ortaokulu	126	64	62	116	59	57	10	5	5	19	2	17	5	-	1	4	24
Cumhuriyet Yetenekli Çocuklar	-	-	-	-	-	-	-	-	-	-	-	-	-	-	-	-	-
Kırgız Türk Anadolu Lisesi	171	97	74	33	24	9	138	73	65	14	2	12	24	3	4	17	38
Kırgız Türk Anadolu Kız Meslek Lisesi	184	-	184	-	-	-	184	-	184	13	3	10	20	1	5	14	33
Bişkek Türkiye Türkçesi Eğitim Öğretim Merkezi	1 049	421	628	-	-	-	1 049	421	628	22	2	20	1	-	1	-	23
<b>Özbekistan Toplamı</b> Total of Uzbekistan	<b>181</b>	<b>110</b>	<b>71</b>	<b>181</b>	<b>110</b>	<b>71</b>	<b>-</b>	<b>-</b>	<b>-</b>	<b>14</b>	<b>2</b>	<b>12</b>	<b>7</b>	<b>-</b>	<b>-</b>	<b>7</b>	<b>21</b>
Taşkent Türk İlköğretim Okulu	109	64	45	109	64	45	-	-	-	-	-	-	-	-	-	-	-
Taşkent Türk Ortaokulu	72	46	26	72	46	26	-	-	-	14	2	12	7	-	-	7	21
<b>Türkmenistan Toplamı</b> Total of Turkmenistan	<b>1 831</b>	<b>887</b>	<b>944</b>	<b>843</b>	<b>443</b>	<b>400</b>	<b>988</b>	<b>444</b>	<b>544</b>	<b>71</b>	<b>7</b>	<b>64</b>	<b>53</b>	<b>2</b>	<b>20</b>	<b>31</b>	<b>124</b>
Aşgabat Türk İlkokulu	895	483	412	459	247	212	436	236	200	-	-	-	-	-	-	-	-
Aşgabat Türk Ortaokulu	381	211	170	261	131	130	120	80	40	44	3	41	33	1	14	18	77
Aşgabat Anasınıfı	-	-	-	-	-	-	-	-	-	-	-	-	-	-	-	-	-
Aşgabat Türk Anadolu Lisesi	227	128	99	123	65	58	104	63	41	19	2	17	19	1	6	12	38
Aşgabat Türkiye Türkçesi Eğitim Öğretim Merkezi	328	65	263	-	-	-	328	65	263	8	2	6	1	-	-	1	9
<b>Tacikistan Toplamı</b> Total of Tajikistan	<b>251</b>	<b>120</b>	<b>131</b>	<b>-</b>	<b>-</b>	<b>-</b>	<b>251</b>	<b>120</b>	<b>131</b>	<b>5</b>	<b>1</b>	<b>4</b>	<b>1</b>	<b>-</b>	<b>-</b>	<b>1</b>	<b>6</b>
Duşanbe Türkiye Türkçesi Eğitim Öğretim Merkezi	251	120	131	-	-	-	251	120	131	5	1	4	1	-	-	1	6
<b>Moldova Toplamı</b> Total of Moldova	<b>171</b>	<b>80</b>	<b>91</b>	<b>-</b>	<b>-</b>	<b>-</b>	<b>171</b>	<b>80</b>	<b>91</b>	<b>8</b>	<b>2</b>	<b>6</b>	<b>52</b>	<b>2</b>	<b>21</b>	<b>29</b>	<b>60</b>
Kongaz Süleyman Demirel Türk Moldova Lisesi	171	80	91	-	-	-	171	80	91	8	2	6	52	2	21	29	60
<b>Romanya Toplamı</b> Total of Rumania	<b>503</b>	<b>238</b>	<b>265</b>	<b>5</b>	<b>4</b>	<b>1</b>	<b>498</b>	<b>234</b>	<b>264</b>	<b>10</b>	<b>1</b>	<b>9</b>	<b>53</b>	<b>1</b>	<b>37</b>	<b>15</b>	<b>63</b>
Mecidiye Kemal Atatürk Ulusal Koleji	503	238	265	5	4	1	498	234	264	10	1	9	53	1	37	15	63

## 5.2 Ülkemizde hükümet burslusu olarak eğitim gören yabancı uyruklu öğrencilerin ülkelerine ve öğrenim düzeylerine göre sayısı

Number of foreign students by government according to their countries and levels of education

[29.11.2013 tarihi itibarıyla - As of 29.11.2013 ]

Ülkeler Country	Toplam Total			Ön Lisans Associate Degree			Lisans Bachelor's degree			Yüksek lisans Master's Degree			Doktora Doctorate		
	Toplam Total	Erkek Males	Kadın Females	Toplam Total	Erkek Males	Kadın Females	Toplam Total	Erkek Males	Kadın Females	Toplam Total	Erkek Males	Kadın Females	Toplam Total	Erkek Males	Kadın Females
<b>Genel toplam</b> General total	<b>12 320</b>	<b>8 251</b>	<b>4 069</b>	<b>185</b>	<b>129</b>	<b>56</b>	<b>8 004</b>	<b>5 479</b>	<b>2 525</b>	<b>2 591</b>	<b>1 562</b>	<b>1 029</b>	<b>1 540</b>	<b>1 081</b>	<b>459</b>
<b>Afganistan</b> Afghanistan	<b>1 185</b>	<b>978</b>	<b>207</b>	4	4	-	980	806	174	166	136	30	35	32	3
<b>Almanya</b> Germany	<b>3</b>	<b>-</b>	<b>3</b>	-	-	-	-	-	-	2	-	2	1	-	1
<b>Amerika Birleşik Devletleri</b> United States of America	<b>4</b>	<b>4</b>	<b>-</b>	-	-	-	-	-	-	2	2	-	2	2	-
<b>Angola</b> Angola	<b>3</b>	<b>2</b>	<b>1</b>	-	-	-	3	2	1	-	-	-	-	-	-
<b>Arjantin</b> Argentina	<b>2</b>	<b>2</b>	<b>-</b>	-	-	-	-	-	-	2	2	-	-	-	-
<b>Arnavutluk</b> Albania	<b>161</b>	<b>78</b>	<b>83</b>	3	-	3	88	45	43	41	14	27	29	19	10
<b>Azerbaycan</b> Azerbaijan	<b>673</b>	<b>474</b>	<b>199</b>	8	6	2	381	293	88	88	42	46	196	133	63
<b>Bahreyn</b> Bahrain	<b>1</b>	<b>-</b>	<b>1</b>	-	-	-	1	-	1	-	-	-	-	-	-
<b>Bangladeş</b> Bangladesh	<b>80</b>	<b>68</b>	<b>12</b>	-	-	-	49	44	5	19	14	5	12	10	2
<b>Belçika</b> Belgium	<b>1</b>	<b>1</b>	<b>-</b>	-	-	-	-	-	-	-	-	-	1	1	-
<b>Belize</b> Belize	<b>1</b>	<b>1</b>	<b>-</b>	-	-	-	-	-	-	1	1	-	-	-	-
<b>Benin</b> Benin	<b>17</b>	<b>14</b>	<b>3</b>	-	-	-	6	6	-	8	5	3	3	3	-
<b>Beyaz Rusya</b> Belarus	<b>5</b>	<b>2</b>	<b>3</b>	-	-	-	-	-	-	5	2	3	-	-	-
<b>Birleşik Krallık</b> United Kingdom	<b>2</b>	<b>1</b>	<b>1</b>	-	-	-	-	-	-	2	1	1	-	-	-
<b>Bolivya</b> Bolivia	<b>1</b>	<b>-</b>	<b>1</b>	-	-	-	-	-	-	1	-	1	-	-	-
<b>Bosna Hersek</b> Bosnia and Herzegovina	<b>175</b>	<b>90</b>	<b>85</b>	1	1	-	112	63	49	37	14	23	25	12	13
<b>Botsvana</b> Bechuanaland	<b>3</b>	<b>2</b>	<b>1</b>	-	-	-	1	1	-	2	1	1	-	-	-
<b>Brezilya</b> Brazil	<b>2</b>	<b>1</b>	<b>1</b>	-	-	-	-	-	-	2	1	1	-	-	-
<b>Bulgaristan</b> Bulgaria	<b>228</b>	<b>107</b>	<b>121</b>	10	5	5	169	79	90	28	11	17	21	12	9
<b>Burkina Faso</b> Burkina Faso	<b>20</b>	<b>18</b>	<b>2</b>	-	-	-	4	4	-	14	12	2	2	2	-
<b>Burundi</b> Burundi	<b>31</b>	<b>22</b>	<b>9</b>	-	-	-	20	15	5	9	5	4	2	2	-
<b>Cezayir</b> Algeria	<b>63</b>	<b>48</b>	<b>15</b>	-	-	-	10	7	3	28	25	3	25	16	9
<b>Cibuti</b> Djibouti	<b>44</b>	<b>30</b>	<b>14</b>	-	-	-	39	27	12	5	3	2	-	-	-
<b>Çad</b> Chad	<b>29</b>	<b>24</b>	<b>5</b>	1	1	-	17	13	4	8	7	1	3	3	-
<b>Çek Cumhuriyeti</b> Czech Republic	<b>2</b>	<b>-</b>	<b>2</b>	-	-	-	-	-	-	1	-	1	1	-	1
<b>Çin</b> China	<b>298</b>	<b>141</b>	<b>157</b>	1	1	-	134	74	60	140	59	81	23	7	16
<b>Demokratik Kongo Cumhuriyeti</b> Democratic Republic of the Congo	<b>80</b>	<b>68</b>	<b>12</b>	-	-	-	45	39	6	30	24	6	5	5	-
<b>Dominik Cumhuriyeti</b> Dominican Republic	<b>1</b>	<b>-</b>	<b>1</b>	-	-	-	-	-	-	1	-	1	-	-	-
<b>Endonezya</b> Indonesia	<b>239</b>	<b>182</b>	<b>57</b>	-	-	-	138	109	29	71	48	23	30	25	5
<b>Eritre</b> Eritrea	<b>8</b>	<b>6</b>	<b>2</b>	-	-	-	3	1	2	2	2	-	3	3	-
<b>Ermenistan</b> Armenia	<b>2</b>	<b>1</b>	<b>1</b>	-	-	-	-	-	-	-	-	-	2	1	1
<b>Estonya</b> Estonia	<b>4</b>	<b>-</b>	<b>4</b>	-	-	-	-	-	-	2	-	2	2	-	2
<b>Etiyopya</b> Ethiopia	<b>120</b>	<b>95</b>	<b>25</b>	1	1	-	33	24	9	47	37	10	39	33	6
<b>Fas</b> Morocco	<b>134</b>	<b>77</b>	<b>57</b>	-	-	-	108	65	43	18	8	10	8	4	4
<b>Fildişi Sahili</b> Ivory Coast	<b>39</b>	<b>24</b>	<b>15</b>	-	-	-	27	13	14	6	5	1	6	6	-
<b>Filipinler</b> Philippines	<b>10</b>	<b>9</b>	<b>1</b>	-	-	-	3	3	-	7	6	1	-	-	-

Kaynak: Başbakanlık Yurtdışı Türkler ve Akraba Toplulukları Başkanlığı

Source: Prime Minister of the Presidency of Turks Abroad and Related Communities

## 5.2 Ülkemizde hükümet burslusu olarak eğitim gören yabancı uyruklu öğrencilerin ülkelerine ve öğrenim düzeylerine göre sayısı (devam)

Number of foreign students by government according to their countries and levels of education (continued)

[29.11.2013 tarihi itibarıyla - As of 29.11.2013 ]

Ülkeler Country	Toplam Total			Ön Lisans Associate Degree			Lisans Bachelor's degree			Yüksek lisans Master's Degree			Doktora Doctorate		
	Toplam Total	Erkek Males	Kadın Females	Toplam Total	Erkek Males	Kadın Females	Toplam Total	Erkek Males	Kadın Females	Toplam Total	Erkek Males	Kadın Females	Toplam Total	Erkek Males	Kadın Females
<b>Filistin</b> Palestine	432	378	54	-	-	-	222	202	20	89	69	20	121	107	14
<b>Fransa</b> France	3	-	3	-	-	-	-	-	-	2	-	2	1	-	1
<b>Gabon</b> Gabon	13	8	5	-	-	-	7	3	4	3	2	1	3	3	-
<b>Gambiya</b> Gambia	34	30	4	-	-	-	25	23	2	9	7	2	-	-	-
<b>Gana</b> Ghana	113	103	10	-	-	-	48	41	7	47	44	3	18	18	-
<b>Gine</b> Gine	41	31	10	1	-	1	33	26	7	6	4	2	1	1	-
<b>Gine-Bissau</b> Gine-Bissau	89	50	39	-	-	-	84	46	38	5	4	1	-	-	-
<b>Güney Afrika</b> South Africa	9	4	5	-	-	-	8	3	5	1	1	-	-	-	-
<b>Güney Kore</b> South Korea	34	10	24	-	-	-	2	-	2	30	9	21	2	1	1
<b>Güney Sudan</b> South Sudan	17	13	4	-	-	-	15	11	4	2	2	-	-	-	-
<b>Gürcistan</b> Georgia	138	78	60	-	-	-	86	51	35	37	19	18	15	8	7
<b>Haiti</b> Haiti	17	12	5	-	-	-	16	11	5	1	1	-	-	-	-
<b>Hırvatistan</b> Croatia	24	12	12	-	-	-	15	10	5	5	-	5	4	2	2
<b>Hindistan</b> India	20	19	1	-	-	-	2	2	-	6	6	-	12	11	1
<b>Honduras</b> Honduras	1	1	-	-	-	-	-	-	-	1	1	-	-	-	-
<b>Irak</b> Iraq	373	295	78	1	-	1	154	121	33	90	64	26	128	110	18
<b>İran</b> Iran	245	143	102	1	1	-	80	40	40	58	37	21	106	65	41
<b>İspanya</b> Spain	13	5	8	-	-	-	-	-	-	10	3	7	3	2	1
<b>İsrail</b> Israel	3	1	2	-	-	-	1	-	1	2	1	1	-	-	-
<b>İtalya</b> Italy	6	3	3	-	-	-	-	-	-	4	2	2	2	1	1
<b>Jamaika</b> Jamaica	4	1	3	-	-	-	3	1	2	1	-	1	-	-	-
<b>Kamboçya</b> Cambodia	1	1	-	-	-	-	-	-	-	1	1	-	-	-	-
<b>Kamerun</b> Cameroon	63	50	13	1	-	1	36	29	7	21	18	3	5	3	2
<b>Yeşil Burun</b> Cape Verde	3	-	3	-	-	-	-	-	-	3	-	3	-	-	-
<b>Karadağ</b> Montenegro	168	84	84	11	8	3	125	63	62	29	12	17	3	1	2
<b>Kazakistan</b> Kazakhstan	499	280	219	20	13	7	281	194	87	118	38	80	80	35	45
<b>Kenya</b> Kenya	77	57	20	-	-	-	58	43	15	16	13	3	3	1	2
<b>Kırgızistan</b> Kyrgyzstan	527	311	216	22	16	6	344	222	122	97	47	50	64	26	38
<b>Kolombiya</b> Colombia	18	11	7	-	-	-	10	7	3	8	4	4	-	-	-
<b>Komorlar</b> Comoros	22	16	6	-	-	-	16	12	4	6	4	2	-	-	-
<b>Kongo</b> Conqo	17	12	5	-	-	-	12	8	4	5	4	1	-	-	-
<b>Kosova</b> Kosovo	583	304	279	30	15	15	450	223	227	58	32	26	45	34	11
<b>Kuzey Kıbrıs Türk Cumhuriyeti</b> Turkish Republic of Northern Cyprus	59	22	37	-	-	-	53	18	35	5	3	2	1	1	-
<b>Küba</b> Cuba	2	1	1	-	-	-	-	-	-	2	1	1	-	-	-
<b>Lesoto</b> Lesotho	7	4	3	-	-	-	5	3	2	2	1	1	-	-	-
<b>Letonya</b> Latvia	4	-	4	-	-	-	-	-	-	3	-	3	1	-	1

Kaynak: Başbakanlık Yurtdışı Türkler ve Akraba Toplulukları Başkanlığı

Source: Prime Minister of the Presidency of Turks Abroad and Related Communities

## 5.2 Ülkemizde hükümet burslusu olarak eğitim gören yabancı uyruklu öğrencilerin ülkelerine ve öğrenim düzeylerine göre sayısı (devam)

Number of foreign students by government according to their countries and levels of education (continued)

[29.11.2013 tarihi itibarıyla - As of 29.11.2013 ]

Ülkeler Country	Toplam Total			Ön Lisans Associate Degree			Lisans Bachelor's degree			Yüksek lisans Master's Degree			Doktora Doctorate		
	Toplam Total	Erkek Males	Kadın Females	Toplam Total	Erkek Males	Kadın Females	Toplam Total	Erkek Males	Kadın Females	Toplam Total	Erkek Males	Kadın Females	Toplam Total	Erkek Males	Kadın Females
<b>Liberya</b> Liberia	15	10	5	-	-	-	11	8	3	3	2	1	1	-	1
<b>Libya</b> Libya	26	23	3	-	-	-	9	8	1	10	8	2	7	7	-
<b>Litvanya</b> Lithuania	4	-	4	-	-	-	-	-	-	4	-	4	-	-	-
<b>Lübnan</b> Lebanon	108	80	28	-	-	-	80	64	16	17	12	5	11	4	7
<b>Macaristan</b> Hungary	6	3	3	-	-	-	1	1	-	4	1	3	1	1	-
<b>Madagaskar</b> Madagascar	22	15	7	-	-	-	15	11	4	3	1	2	4	3	1
<b>Makedonya</b> Macedonia	246	150	96	8	7	1	164	98	66	59	34	25	15	11	4
<b>Malavi</b> Malawi	12	6	6	-	-	-	6	1	5	5	4	1	1	1	-
<b>Maldivler</b> Maldives	20	11	9	-	-	-	16	10	6	3	1	2	1	-	1
<b>Malezya</b> Malaysia	29	16	13	-	-	-	19	11	8	9	5	4	1	-	1
<b>Mali</b> Mali	38	28	10	-	-	-	25	17	8	11	9	2	2	2	-
<b>Mauritius</b> Mauritius	15	8	7	-	-	-	10	7	3	5	1	4	-	-	-
<b>Meksika</b> Mexico	9	5	4	-	-	-	2	2	-	7	3	4	-	-	-
<b>Mısır</b> Egypt	92	57	35	-	-	-	33	19	14	36	19	17	23	19	4
<b>Moğolistan</b> Mongolia	337	166	171	6	4	2	264	133	131	56	26	30	11	3	8
<b>Moldova</b> Moldova	122	58	64	-	-	-	99	48	51	17	6	11	6	4	2
<b>Moritanya</b> Mauritania	61	52	9	-	-	-	30	25	5	21	17	4	10	10	-
<b>Mozambik</b> Mozambique	29	20	9	-	-	-	27	18	9	2	2	-	-	-	-
<b>Myanmar</b> Burma	2	1	1	-	-	-	2	1	1	-	-	-	-	-	-
<b>Namibya</b> Namibia	5	-	5	-	-	-	5	-	5	-	-	-	-	-	-
<b>Nepal</b> Nepal	6	6	-	-	-	-	3	3	-	-	-	-	3	3	-
<b>Nijer</b> Niger	48	41	7	-	-	-	23	17	6	14	13	1	11	11	-
<b>Nijerya</b> Nigeria	63	48	15	-	-	-	33	24	9	19	15	4	11	9	2
<b>Orta Afrika Cumhuriyeti</b> Central Africa	65	58	7	1	1	-	27	23	4	29	26	3	8	8	-
<b>Özbekistan</b> Uzbekistan	156	94	62	6	5	1	101	65	36	25	11	14	24	13	11
<b>Pakistan</b> Pakistan	177	152	25	-	-	-	105	95	10	36	28	8	36	29	7
<b>Papua Yeni Gine</b> Papua New Guinea	1	-	1	-	-	-	1	-	1	-	-	-	-	-	-
<b>Paraguay</b> Paraguay	1	1	-	-	-	-	1	1	-	-	-	-	-	-	-
<b>Peru</b> Peru	1	1	-	-	-	-	-	-	-	1	1	-	-	-	-
<b>Polonya</b> Poland	7	1	6	-	-	-	1	1	-	5	-	5	1	-	1
<b>Romanya</b> Romania	40	15	25	1	-	1	17	5	12	12	4	8	10	6	4
<b>Ruanda</b> Rwanda	31	25	6	-	-	-	12	9	3	18	15	3	1	1	-
<b>Rusya</b> Russia	376	229	147	12	12	-	273	181	92	59	17	42	32	19	13
<b>Saint Lucia</b> Saint Lucia	1	-	1	-	-	-	1	-	1	-	-	-	-	-	-
<b>Saint Vincent ve Grenadinler</b> Saint Vincent and the Grenadines	3	3	-	-	-	-	3	3	-	-	-	-	-	-	-
<b>Senegal</b> Senegal	36	25	11	-	-	-	17	12	5	12	7	5	7	6	1

Kaynak: Başbakanlık Yurtdışı Türkler ve Akraba Toplulukları Başkanlığı

Source: Prime Minister of the Presidency of Turks Abroad and Related Communities

## 5.2 Ülkemizde hükümet burslusu olarak eğitim gören yabancı uyruklu öğrencilerin ülkelerine ve öğrenim düzeylerine göre sayısı (devam)

Number of foreign students by government according to their countries and levels of education (continued)

[29.11.2013 tarihi itibarıyla - As of 29.11.2013 ]

Ülkeler Country	Toplam Total			Ön Lisans Associate Degree			Lisans Bachelor's degree			Yüksek lisans Master's Degree			Doktora Doctorate		
	Toplam Total	Erkek Males	Kadın Females	Toplam Total	Erkek Males	Kadın Females	Toplam Total	Erkek Males	Kadın Females	Toplam Total	Erkek Males	Kadın Females	Toplam Total	Erkek Males	Kadın Females
<b>Sejšeller</b> Seychelles	3	2	1	-	-	-	2	1	1	1	1	-	-	-	-
<b>Sırbistan</b> Serbia	170	93	77	5	3	2	127	71	56	27	13	14	11	6	5
<b>Sierra-Leone</b> Sierra-Leone	9	7	2	-	-	-	7	5	2	1	1	-	1	1	-
<b>Singapur</b> Singapore	6	4	2	-	-	-	6	4	2	-	-	-	-	-	-
<b>Slovakya</b> Slovakia	10	1	9	-	-	-	-	-	-	6	-	6	4	1	3
<b>Slovenya</b> Slovenia	1	-	1	-	-	-	-	-	-	-	-	-	1	-	1
<b>Somali</b> Somali	346	269	77	6	4	2	214	155	59	112	96	16	14	14	-
<b>Sri Lanka</b> Lanka	8	7	1	-	-	-	6	5	1	1	1	-	1	1	-
<b>Sudan</b> Sudan	60	39	21	-	-	-	11	7	4	25	15	10	24	17	7
<b>Suriye</b> Syria	363	285	78	8	8	-	258	200	58	64	49	15	33	28	5
<b>Suudi Arabistan</b> Saudi Arabia	5	5	-	-	-	-	2	2	-	2	2	-	1	1	-
<b>Svaziland</b> Swaziland	5	1	4	-	-	-	5	1	4	-	-	-	-	-	-
<b>Şili</b> Chile	2	-	2	-	-	-	-	-	-	2	-	2	-	-	-
<b>Tacikistan</b> Tajikistan	103	85	18	-	-	-	80	67	13	20	15	5	3	3	-
<b>Tanzanya</b> Tanzanya	47	40	7	-	-	-	22	19	3	17	15	2	8	6	2
<b>Tayland</b> Thailand	40	26	14	-	-	-	32	21	11	6	4	2	2	1	1
<b>Tayvan</b> Taiwan	5	-	5	-	-	-	-	-	-	5	-	5	-	-	-
<b>Togo</b> Togo	16	10	6	-	-	-	11	6	5	3	2	1	2	2	-
<b>Tunus</b> Tunusia	50	22	28	-	-	-	21	13	8	18	6	12	11	3	8
<b>Türkmenistan</b> Turkmenistan	387	362	25	1	1	-	364	346	18	16	9	7	6	6	-
<b>Uganda</b> Uganda	80	61	19	-	-	-	47	36	11	25	19	6	8	6	2
<b>Ukrayna</b> Ukraine	187	107	80	5	5	-	139	90	49	31	7	24	12	5	7
<b>Umman</b> Oman	1	1	-	-	-	-	-	-	-	1	1	-	-	-	-
<b>Ürdün</b> Jordan	114	83	31	-	-	-	55	42	13	31	20	11	28	21	7
<b>Vanuatu</b> Vanuatu	2	-	2	-	-	-	2	-	2	-	-	-	-	-	-
<b>Vietnam</b> Vietnam	5	3	2	-	-	-	3	3	-	2	-	2	-	-	-
<b>Yemen</b> Yemen	215	182	33	3	3	-	128	114	14	53	40	13	31	25	6
<b>Yunanistan</b> Greece	471	200	271	7	4	3	432	187	245	26	6	20	6	3	3
<b>Zambiya</b> Zambia	26	13	13	-	-	-	19	9	10	7	4	3	-	-	-
<b>Zimbabve</b> Zimbabwe	23	15	8	-	-	-	13	8	5	9	7	2	1	-	1

Kaynak: Başbakanlık Yurtdışı Türkler ve Akraba Toplulukları Başkanlığı

Source: Prime Minister of the Presidency of Turks Abroad and Related Communities

## 5.3 Ülkeler, öğrenim düzeyleri ve öğrenim dallarına göre yurt dışında öğrenim gören burslu öğrenciler

Scholarship students studying abroad by country, level of education and programme

[18.11.2013 tarihi itibarıyla - As of 18.11.2013 ]

Ülkeler Country	A. Toplam -Total			B. Erkek-Males			C. Kadın -Females									
	Genel toplam General total	Genel toplam General total		Dil Öğrenimi Language Learning			Yüksek lisans Master's Degree			Doktora Doctorate			Staj Internship			
		Toplam Total	Fen Science	Sosyal Social	Toplam Total	Fen Science	Sosyal Social	Toplam Total	Fen Science	Sosyal Social	Toplam Total	Fen Science	Sosyal Social	Toplam Total	Fen Science	Sosyal Social
<b>Genel toplam</b> General total	<b>A</b>	<b>2 679</b>	<b>1 640</b>	<b>1 039</b>	<b>427</b>	<b>259</b>	<b>168</b>	<b>1 049</b>	<b>633</b>	<b>416</b>	<b>1 194</b>	<b>742</b>	<b>452</b>	<b>9</b>	<b>6</b>	<b>3</b>
	<b>B</b>	<b>1 698</b>	<b>1 131</b>	<b>567</b>	<b>270</b>	<b>173</b>	<b>97</b>	<b>625</b>	<b>434</b>	<b>191</b>	<b>797</b>	<b>519</b>	<b>278</b>	<b>6</b>	<b>5</b>	<b>1</b>
	<b>C</b>	<b>981</b>	<b>509</b>	<b>472</b>	<b>157</b>	<b>86</b>	<b>71</b>	<b>424</b>	<b>199</b>	<b>225</b>	<b>397</b>	<b>223</b>	<b>174</b>	<b>3</b>	<b>1</b>	<b>2</b>
<b>Almanya</b> Germany	<b>B</b>	<b>72</b>	<b>49</b>	<b>23</b>	1	-	1	44	32	12	27	17	10	-	-	-
	<b>C</b>	<b>42</b>	<b>13</b>	<b>29</b>	4	3	1	21	7	14	17	3	14	-	-	-
<b>ABD</b> United States	<b>B</b>	<b>1 014</b>	<b>759</b>	<b>255</b>	159	113	46	354	283	71	495	358	137	6	5	1
	<b>C</b>	<b>485</b>	<b>304</b>	<b>181</b>	81	46	35	191	118	73	210	139	71	3	1	2
<b>Avustralya</b> Australia	<b>B</b>	<b>14</b>	<b>12</b>	<b>2</b>	-	-	-	4	2	2	10	10	-	-	-	-
	<b>C</b>	<b>8</b>	<b>5</b>	<b>3</b>	1	-	1	4	2	2	3	3	-	-	-	-
<b>Avusturya</b> Austria	<b>B</b>	<b>2</b>	<b>1</b>	<b>1</b>	-	-	-	2	1	1	-	-	-	-	-	-
	<b>C</b>	<b>1</b>	<b>-</b>	<b>1</b>	-	-	-	1	-	1	-	-	-	-	-	-
<b>Belçika</b> Belgium	<b>B</b>	<b>2</b>	<b>-</b>	<b>2</b>	-	-	-	1	-	1	1	-	1	-	-	-
	<b>C</b>	<b>1</b>	<b>-</b>	<b>1</b>	-	-	-	1	-	1	-	-	-	-	-	-
<b>Çek Cumhuriyeti</b> Czech Republic	<b>B</b>	<b>-</b>	<b>-</b>	<b>-</b>	-	-	-	-	-	-	-	-	-	-	-	-
	<b>C</b>	<b>1</b>	<b>-</b>	<b>1</b>	-	-	-	1	-	1	-	-	-	-	-	-
<b>Çin</b> China	<b>B</b>	<b>5</b>	<b>5</b>	<b>-</b>	-	-	-	5	5	-	-	-	-	-	-	-
	<b>C</b>	<b>-</b>	<b>-</b>	<b>-</b>	-	-	-	-	-	-	-	-	-	-	-	-
<b>Danimarka</b> Denmark	<b>B</b>	<b>2</b>	<b>1</b>	<b>1</b>	-	-	-	1	-	1	1	1	-	-	-	-
	<b>C</b>	<b>1</b>	<b>1</b>	<b>-</b>	-	-	-	-	-	-	1	1	-	-	-	-
<b>Fransa</b> France	<b>B</b>	<b>12</b>	<b>4</b>	<b>8</b>	1	1	-	4	-	4	7	3	4	-	-	-
	<b>C</b>	<b>13</b>	<b>2</b>	<b>11</b>	1	-	1	4	-	4	8	2	6	-	-	-
<b>Hollanda</b> Holland	<b>B</b>	<b>7</b>	<b>5</b>	<b>2</b>	-	-	-	2	1	1	5	4	1	-	-	-
	<b>C</b>	<b>5</b>	<b>3</b>	<b>2</b>	-	-	-	5	3	2	-	-	-	-	-	-
<b>İngiltere</b> United Kingdom	<b>B</b>	<b>502</b>	<b>253</b>	<b>249</b>	98	56	42	177	88	89	227	109	118	-	-	-
	<b>C</b>	<b>383</b>	<b>163</b>	<b>220</b>	64	32	32	171	61	110	148	70	78	-	-	-
<b>İran</b> Iran	<b>B</b>	<b>2</b>	<b>2</b>	<b>-</b>	-	-	-	1	1	-	1	1	-	-	-	-
	<b>C</b>	<b>1</b>	<b>1</b>	<b>-</b>	-	-	-	1	1	-	-	-	-	-	-	-
<b>İrlanda</b> Ireland	<b>B</b>	<b>1</b>	<b>-</b>	<b>1</b>	-	-	-	1	-	1	-	-	-	-	-	-
	<b>C</b>	<b>-</b>	<b>-</b>	<b>-</b>	-	-	-	-	-	-	-	-	-	-	-	-
<b>İspanya</b> Spain	<b>B</b>	<b>1</b>	<b>-</b>	<b>1</b>	-	-	-	-	-	-	1	-	1	-	-	-
	<b>C</b>	<b>3</b>	<b>1</b>	<b>2</b>	-	-	-	2	-	2	1	1	-	-	-	-
<b>İsveç</b> Sweden	<b>B</b>	<b>2</b>	<b>2</b>	<b>-</b>	-	-	-	1	1	-	1	1	-	-	-	-
	<b>C</b>	<b>-</b>	<b>-</b>	<b>-</b>	-	-	-	-	-	-	-	-	-	-	-	-
<b>İsviçre</b> Switzerland	<b>B</b>	<b>4</b>	<b>4</b>	<b>-</b>	-	-	-	1	1	-	3	3	-	-	-	-
	<b>C</b>	<b>1</b>	<b>-</b>	<b>1</b>	-	-	-	-	-	-	1	-	1	-	-	-
<b>İtalya</b> Italy	<b>B</b>	<b>-</b>	<b>-</b>	<b>-</b>	-	-	-	-	-	-	-	-	-	-	-	-
	<b>C</b>	<b>2</b>	<b>1</b>	<b>1</b>	-	-	-	1	-	1	1	1	-	-	-	-
<b>Japonya</b> Japan	<b>B</b>	<b>3</b>	<b>2</b>	<b>1</b>	1	-	1	-	-	-	2	2	-	-	-	-
	<b>C</b>	<b>2</b>	<b>1</b>	<b>1</b>	-	-	-	1	-	1	1	1	-	-	-	-
<b>Kanada</b> Canada	<b>B</b>	<b>38</b>	<b>32</b>	<b>6</b>	5	3	2	20	19	1	13	10	3	-	-	-
	<b>C</b>	<b>22</b>	<b>14</b>	<b>8</b>	6	5	1	13	7	6	3	2	1	-	-	-
<b>Macaristan</b> Hungary	<b>B</b>	<b>-</b>	<b>-</b>	<b>-</b>	-	-	-	-	-	-	-	-	-	-	-	-
	<b>C</b>	<b>2</b>	<b>-</b>	<b>2</b>	-	-	-	2	-	2	-	-	-	-	-	-
<b>Mısır</b> Egypt	<b>B</b>	<b>1</b>	<b>-</b>	<b>1</b>	1	-	1	-	-	-	-	-	-	-	-	-
	<b>C</b>	<b>-</b>	<b>-</b>	<b>-</b>	-	-	-	-	-	-	-	-	-	-	-	-
<b>Rusya</b> Russia	<b>B</b>	<b>2</b>	<b>-</b>	<b>2</b>	-	-	-	-	-	-	2	-	2	-	-	-
	<b>C</b>	<b>7</b>	<b>-</b>	<b>7</b>	-	-	-	4	-	4	3	-	3	-	-	-
<b>Ürdün</b> Jordan	<b>B</b>	<b>12</b>	<b>-</b>	<b>12</b>	4	-	4	7	-	7	1	-	1	-	-	-
	<b>C</b>	<b>1</b>	<b>-</b>	<b>1</b>	-	-	-	1	-	1	-	-	-	-	-	-

Kaynak : Ortaöğretim Genel Müdürlüğü

Source : General Directorate of Secondary Education

**6.1 İstatistikî Bölge Birimleri Sınıflaması 3. düzeye göre öğretmen evleri ve akşam sanat okulları ile öğretmen lokali sayısı**

Number of Teacher's guest houses and clubs, and evening arts schools by Statistical Regions Level 3

[2013/'14 Öğretim yılı - The educational year 2013/'14]

İBBS 3. Düzey SR Level 3	Öğretmen evi ve ASO sayısı Number of teacher's guest house and EAS	Toplam yatak kapasitesi Total bed capacity	İBBS 3. Düzey SR Level 3	Öğretmen evi ve ASO sayısı Number of teacher's guest house and EAS	Toplam yatak kapasitesi Total bed capacity
<b>Toplam - Total</b>	<b>540</b>	<b>22 289</b>	<b>TR723 Yozgat</b>	12	335
TR100 İstanbul	14	626	TR811 Zonguldak	4	192
TR211 Tekirdağ	4	98	TR812 Karabük	3	149
TR212 Edirne	3	96	TR813 Bartın	4	89
TR213 Kırklareli	3	67	TR821 Kastamonu	8	311
TR221 Balıkesir	11	464	TR822 Çankırı	7	198
TR222 Çanakkale	11	646	TR823 Sinop	6	246
TR310 İzmir	14	749	TR831 Samsun	11	408
TR321 Aydın	8	321	TR832 Tokat	10	310
TR322 Denizli	1	103	TR833 Çorum	7	255
TR323 Muğla	6	364	TR834 Amasya	5	205
TR331 Manisa	6	293	TR901 Trabzon	11	408
TR332 Afyonkarahisar	9	306	TR902 Ordu	6	199
TR333 Kütahya	6	177	TR903 Giresun	12	277
TR334 Uşak	2	122	TR904 Rize	8	378
TR411 Bursa	10	184	TR905 Artvin	6	171
TR412 Eskişehir	3	179	TR906 Gümüşhane	5	104
TR413 Bilecik	6	222	TRA11 Erzurum	16	673
TR421 Kocaeli	6	293	TRA12 Erzincan	9	293
TR422 Sakarya	5	99	TRA13 Bayburt	1	86
TR423 Düzce	6	226	TRA21 Ağrı	8	295
TR424 Bolu	6	174	TRA22 Kars	7	295
TR425 Yalova	1	30	TRA23 Iğdır	2	86
TR510 Ankara	13	1 000	TRA24 Ardahan	5	146
TR521 Konya	16	490	TRB11 Malatya	6	277
TR522 Karaman	1	72	TRB12 Elazığ	7	234
TR611 Antalya	9	500	TRB13 Bingöl	5	188
TR612 Isparta	5	218	TRB14 Tunceli	6	134
TR613 Burdur	4	140	TRB21 Van	13	679
TR621 Adana	7	233	TRB22 Muş	5	346
TR622 Mersin	10	694	TRB23 Bitlis	7	350
TR631 Hatay	11	467	TRB24 Hakkari	4	181
TR632 Kahramanmaraş	9	306	TRC11 Gaziantep	4	205
TR633 Osmaniye	3	131	TRC12 Adıyaman	4	254
TR711 Kırıkkale	2	94	TRC13 Kilis	1	101
TR712 Aksaray	5	179	TRC21 Şanlıurfa	8	368
TR713 Niğde	6	137	TRC22 Diyarbakır	10	277
TR714 Nevşehir	5	164	TRC31 Mardin	5	277
TR715 Kırşehir	2	118	TRC32 Batman	5	278
TR721 Kayseri	6	219	TRC33 Şırnak	7	494
TR722 Sivas	10	341	TRC34 Siirt	5	195

Not. 23.12.2013 tarihi itibarıyla

Note. As of 23.12.2013



**7.1 2014 Yılı Millî Eğitim Bakanlığı bütçesinin ekonomik sınıflandırmaya göre dağılımı ve 2013 yılı bütçe ödeneğine oranı**

Allocation of the budget of Ministry of National Education for year 2014 by economic classification and it's ratio to net budget appropriation of year 2013.

Ödenek türü Type of Appropriation	2013 Yılı Bütçesi Budget of year 2013	2014 Yılı Bütçesi Budget of year 2014	2014 Yılına göre Artış oranı Increase ratio of 2014 as compared with 2013
	(TL)	(TL)	(%)
<b>Toplam - Total</b>	<b>47 496 378 650</b>	<b>55 704 817 610</b>	<b>17,28</b>
<b>01 Personel giderleri</b> Personnel expenditures	32 983 039 000	38 261 980 610	<b>16,01</b>
<b>02 Sos.Güv.Kur.Dev.Pir.giderleri</b> Insurance premium expenditures	5 210 407 000	5 940 776 000	<b>14,02</b>
<b>03 Mal ve Hiz.Alım giderleri</b> Goods and Services Purchasing Expenditures	3 952 716 000	4 599 639 000	<b>16,37</b>
<b>05 Cari transferler</b> Current transferals	1 368 216 650	1 677 322 000	<b>22,59</b>
<b>06 Sermaye Giderleri</b> Capital Expenditures	3 955 000 000	5 192 300 000	<b>31,28</b>
<b>07 Sermaye transferleri</b> Capital transferals	27 000 000	32 800 000	<b>21,48</b>

**7.2 2014 Yılı Millî Eğitim Bakanlığı bütçesinin fonksiyonel sınıflandırmaya göre dağılımı**

Allocation of the Budget of Ministry of National Education for 2014 fiscal year by Functional Classification

Ödenek Türü - Type of Appropriation	2014 Yılı Bütçesi Budget of year 2014	MEB Bütçesine Oranı Portion in total budget of MoNE
	(TL)	(%)
<b>Toplam - Total</b>	<b>55 704 817 610</b>	<b>100,00</b>
<b>01 Genel Kamu Hizmetleri - General Public Services</b>	2 442 900 240	4,3854
<b>03 Kamu Düzeni ve Güvenlik Hizmetleri - Public Order and Security Services</b>	2 225 000	0,0040
<b>08 Dinlenme, Kültür ve Din Hizmetleri -Rest, Culture and Religion Services</b>	207 660 370	0,3728
<b>09 Eğitim Hizmetleri - Educational Services</b>	53 052 032 000	95,2378

**7.3 Millî Eğitim Bakanlığı bütçe büyüklükleri**

Budget of Ministry of National Education

Ödenek Türü Type of Appropriation	2013 Yılı Bütçesi Budget of year 2013	2014 Yılı Bütçesi Budget of year 2014	2014 Yılına göre Artış oranı Increase ratio of 2014 as compared with 2013
	(TL)	(TL)	(%)
<b>Millî Eğitim Bakanlığı</b> Ministry of National Education (MoNE)	<b>47 496 378 650</b>	<b>55 704 817 610</b>	<b>17,28</b>
<b>01 Personel Giderleri</b> Personnel Expenditures	32 983 039 000	38 261 980 610	<b>16,01</b>
<b>02 Sos.Güv.Kur.Dev.Pir.Giderleri</b> Insurance Premium Expenditures	5 210 407 000	5 940 776 000	<b>14,02</b>
<b>03 Mal ve Hiz.Alım Giderleri</b> Goods and Service Purchasing Expenditures	3 952 716 000	4 599 639 000	<b>16,37</b>
<b>05 Cari Transferler</b> Current Transferals	1 368 216 650	1 677 322 000	<b>22,59</b>
<b>06 Sermaye Giderleri</b> Capital Expenditures	3 955 000 000	5 192 300 000	<b>31,28</b>
<b>07 Sermaye Transferleri</b> Capital Transferals	27 000 000	32 800 000	<b>21,48</b>
<b>Merkezi Yönetim Bütçesi</b> Central Government Budget	<b>404 045 669 000</b>	<b>436 432 901 000</b>	<b>8,02</b>
<b>GSYH (Gayri Safi Yurt İçi Hasıla) <sup>(1)</sup></b> GDP (Gross Domestic Product) <sup>(1)</sup>	<b>1 559 160 000 000</b>	<b>1 718 818 000 000</b>	<b>10,24</b>
<b>MEB / Merkezi Yönetim Bütçesi (%)</b> MoNE / Central Government Budget (%)	11,76	12,76	-
<b>MEB / GSYH (Gayri Safi Yurt İçi Hasıla)%</b> MoNE / GDP (Gross Domestic Product)%	3,05	3,24	-

(1) Gerçekleşme tahminidir. 2014 Yılı Merkezi Yönetim Bütçe Kanunundan alınmıştır.

(1) Realization estimate. Taken from 2014 Central Government Budget Law.

## 7.4 Gayri Safi Yurt İçi Hasıla ile Konsolide/Merkezi Yönetim Bütçesinin Millî Eğitim Bakanlığı bütçesine oranları

Ratio of MoNE's Budget in Gross Domestic Product and Consolidated /Central Government Budget

Yıl Year	Millî Eğitim Bakanlığı Bütçesinin				
	GSYH (Gayri Safi Yurt İçi Hasıla) <sup>(1)</sup> GDP (Gross Domestic Product) <sup>(1)</sup>	Konsolide Bütçe <sup>(3)</sup> Consolidated Budget <sup>(3)</sup>	MEB Bütçesi <sup>(3)</sup> Budget of MoNE <sup>(3)</sup>	GSYH (Gayri Safi Yurt İçi Hasıla) orani	Konsolide Bütçeye orani
				Ratio of MoNE's budget in GDP	Ratio of MoNE's budget in Consolidated Budget
(TL)	(TL)	(TL)	(%)	(%)	
1997	29 393 262 000	6 361 685 500	510 063 600	1,74	8,02
1998	70 203 147 000	14 789 475 000	1 243 108 000	1,77	8,41
1999	104 595 915 540	27 266 600 000	2 131 808 500	2,04	7,82
2000	166 658 021 460	46 827 436 000	3 350 330 000	2,01	7,15
2001	240 224 083 050	48 519 490 000	4 046 305 625	1,68	8,34
2002	350 476 089 498	98 131 000 000	7 460 991 000	2,13	7,60
2003	454 780 659 396	147 230 170 000	10 179 997 000	2,24	6,91
2004	559 033 025 861	150 658 129 000	12 366 236 276	2,21	8,21
2005	648 931 711 812	156 088 874 910	14 835 422 184	2,29	9,50
Yıl Year	Millî Eğitim Bakanlığı Bütçesinin				
	GSYH (Gayri Safi Yurt İçi Hasıla) <sup>(1)</sup> GDP (Gross Domestic Product) <sup>(1)</sup>	Merkezi Yönetim Bütçesi <sup>(3)</sup> Central Government Budget <sup>(3)</sup>	MEB Bütçesi <sup>(3)</sup> - Budget of MoNE <sup>(3)</sup>	GSYH (Gayri Safi Yurt İçi Hasıla) orani	Merkezi Yönetim Bütçeye orani
				Ratio of MoNE's budget in GDP	Ratio of MoNE's budget in Central Government Budget
(TL)	(TL)	(TL)	(%)	(%)	
2006	758 390 785 210	174 958 100 699	16 568 145 500	2,18	9,47
2007	843 178 421 420	204 988 545 572	21 355 634 000	2,53	10,42
2008	950 534 250 715	222 553 216 800	22 915 565 000	2,41	10,30
2009	952 558 578 826	262 217 866 000	27 446 778 095	2,88	10,47
2010	1 098 799 348 446	286 981 303 810	28 237 412 000	2,57	9,84
2011	1 297 713 210 117	312 572 607 330	34 112 163 000	2,63	10,91
2012	1 415 786 010 349	350 898 317 817	39 169 379 190	2,77	11,16
2013 <sup>(2)</sup>	1 559 160 000 000	404 045 669 000	47 496 378 650	3,05	11,76
2014 <sup>(2)</sup>	1 718 818 000 000	436 432 901 000	55 704 817 610	3,24	12,76

(1) 2013 yılına kadar Türkiye İstatistik Kurumu'nun [www.tuik.gov.tr](http://www.tuik.gov.tr) adresinden alınmıştır. Her yıl güncellenmektedir.(1) Taken from the Turkish Statistical Institution ([www.tuik.gov.tr](http://www.tuik.gov.tr)) until the year 2013. It is updated each year.

(2) GSYH'nın Gerçekleşmesi tahminidir. 2014 Yılı Merkezi Yönetim Bütçe Kanunu Tasarısından alınmıştır.

(2) Realization estimate of GDP. Taken from the Draft 2014 Central Government Budget Law.

(3) Bütçe Kanunlarından alınmıştır.

(3) Taken from Budget Laws.

## 7.5 2014 yılı Yüksek Öğretim Kurulu, üniversiteler ve yüksek teknoloji enstitüleri bütçelerinin 2013 yılı bütçesine oranı

Ratio of 2014 budgets of Higher Education Council, universities and high technology institutes to 2013 budget

Ödenek türü -Type of Appropriation	2013 yılı bütçesi - Budget of year 2013	2014 yılı bütçesi-Budget of year 2014	Artış Oranı Increase ratio
	(TL)	(TL)	%
<b>Toplam - Total</b>	<b>15 227 760 500</b>	<b>16 939 010 000</b>	<b>11,24</b>
<b>01 Personel Giderleri- Personnel Expenditures</b>	8 028 608 000	9 180 098 000	14,34
<b>02 Sos.Güv.Kur.Dev.Pir.Giderleri Insurance Premium Expenditures</b>	1 366 638 000	1 578 282 000	15,49
<b>03 Mal ve Hiz.Alım Giderleri- Goods And Service Purchasing Expenditures</b>	2 195 908 000	2 267 786 000	3,27
<b>05 Cari Transferler-Current Transfers</b>	271 250 500	287 614 000	6,03
<b>06 Sermaye Giderleri -Capital Expenditures</b>	3 365 356 000	3 625 230 000	7,72

7.6 MEB ile YÖK+Üniversiteler bütçesinin Gayri Safi Yurt İçi Hasıla ile Konsolide /Merkezi Yönetim bütçe içindeki payları  
Proportions of Budgets of MoNE and HEC +Universities in Gross Domestic Product and Consolidated/ Central Government Budget

Yıl Year	Bütçe Ödenekleri - Budget Appropriations			Toplam Eğitim Bütçesinin Konsolide/Merkezi Yönetim Bütçe Payı Proportion of total education budget in consolidated/ central government budget (%)	Toplam Eğitim Bütçesinin GSYH (Gayri Safi Yurt İçi Hasıla) Payı Proportion of total education budget in GDP (%)
	MEB Bütçe Ödeneği MoNE's budget appropriation (Bin TL - Thousand TL)	YÖK+Üniversite Bütçeleri - Budgets of HEC+Universities	Toplam - Total		
1999	2 131 808 500	676 899 815	2 808 708 315	10,30	2,69
2000	3 350 330 000	1 046 544 700	4 396 874 700	9,39	2,64
2001	4 046 305 625	1 364 910 550	5 411 216 175	11,15	2,25
2002	7 460 991 000	2 495 967 700	9 956 958 700	10,15	2,84
2003	10 179 997 000	3 408 608 000	13 588 605 000	9,23	2,99
2004	12 366 236 276	3 894 070 670	16 260 306 946	10,79	2,91
2005	14 835 422 184	5 218 467 000	20 053 889 184	12,85	3,09
2006	16 568 145 500	5 846 822 761	22 414 968 261	12,81	2,96
2007	21 355 634 000	6 586 692 000	27 942 326 000	13,63	3,31
2008	22 915 565 000	7 318 284 650	30 233 849 650	13,58	3,18
2009	27 446 778 095	8 772 719 225	36 219 497 320	13,81	3,80
2010	28 237 412 000	9 355 457 600	37 592 869 600	13,10	3,42
2011	34 112 163 000	11 503 927 500	45 616 090 500	14,59	3,52
2012	39 169 379 190	12 743 603 000	51 912 982 190	14,79	3,67
2013	47 496 378 650	15 227 760 500	62 724 139 150	15,52	4,02
2014	55 704 817 610	16 939 010 000	72 643 827 610	16,64	4,23

## 7.7 YÖK, üniversite ve ileri teknoloji enstitülerinin ekonomik sınıflandırmaya göre 2014 yılı bütçesi

2014 budget of HEC, universities and high technology institutes by economic classification

Üniversiteler/Kurum University/Institution	Toplam -Total	01	02	03	05	06
		Personel giderleri Personnel expenditures	Sos.Göv.Kur. Dev.pir. giderleri Insurance premium expenditures	Mal ve hiz. alım giderleri Goods and Services Purchasing Expenditures	Cari transferler Current transfers	Sermaye giderleri Capital Expenditures
<b>TOPLAM</b>	<b>16 939 010 000</b>	<b>9 180 098 000</b>	<b>1 578 282 000</b>	<b>2 267 786 000</b>	<b>287 614 000</b>	<b>3 625 230 000</b>
Yükseköğretim Kurulu	38 883 000	27 472 000	3 763 000	2 443 000	1 705 000	3 500 000
Ankara Üniversitesi	541 982 000	348 412 000	64 158 000	54 243 000	12 399 000	62 770 000
Ortadoğu Teknik Üniversitesi	336 810 000	190 602 000	32 607 000	64 732 000	7 769 000	41 100 000
Hacettepe Üniversitesi	551 282 000	314 684 000	60 857 000	67 949 000	13 739 000	94 053 000
Gazi Üniversitesi	537 509 000	332 130 000	57 942 000	68 778 000	8 466 000	70 193 000
İstanbul Üniversitesi	786 510 000	483 307 000	95 736 000	127 192 000	15 575 000	64 700 000
İstanbul Teknik Üniversitesi	309 795 000	178 908 000	30 955 000	53 805 000	5 990 000	40 137 000
Boğaziçi Üniversitesi	174 197 000	90 412 000	15 314 000	32 101 000	3 827 000	32 543 000
Marmara Üniversitesi	373 529 000	213 842 000	37 742 000	52 727 000	7 588 000	61 630 000
Yıldız Teknik Üniversitesi Mimar Sinan Güzel Sanatlar Üniversitesi	194 951 000 104 074 000	116 531 000 47 517 000	19 710 000 8 805 000	29 989 000 9 716 000	5 669 000 2 936 000	23 052 000 35 100 000
Ege Üniversitesi	479 132 000	288 796 000	55 919 000	56 588 000	10 441 000	67 388 000
Dokuz Eylül Üniversitesi	421 122 000	258 393 000	47 817 000	34 797 000	7 262 000	72 853 000
Trakya Üniversitesi	210 576 000	111 928 000	20 457 000	23 255 000	3 769 000	51 167 000
Uludağ Üniversitesi	310 501 000	185 138 000	33 642 000	53 139 000	7 432 000	31 150 000
Anadolu Üniversitesi	378 833 000	196 662 000	35 799 000	66 590 000	5 501 000	74 281 000
Selçuk Üniversitesi	342 805 000	195 630 000	34 590 000	60 790 000	6 605 000	45 190 000
Akdeniz Üniversitesi	298 099 000	166 523 000	30 880 000	37 937 000	5 714 000	57 045 000
Erciyes Üniversitesi	285 613 000	172 095 000	30 255 000	32 948 000	6 240 000	44 075 000
Cumhuriyet Üniversitesi	217 081 000	132 890 000	22 027 000	27 218 000	3 226 000	31 720 000
Çukurova Üniversitesi	335 092 000	202 040 000	36 572 000	38 919 000	5 783 000	51 778 000
Ondokuz Mayıs Üniversitesi	272 212 000	168 218 000	30 395 000	29 014 000	4 354 000	40 231 000
Karadeniz Teknik Üniversitesi	276 507 000	167 439 000	30 039 000	36 036 000	4 493 000	38 500 000
Atatürk Üniversitesi	382 000 000	231 657 000	36 718 000	59 832 000	5 537 000	48 256 000
İnönü Üniversitesi	275 299 000	143 242 000	23 799 000	29 271 000	3 342 000	75 645 000
Fırat Üniversitesi	237 676 000	145 530 000	22 825 000	30 461 000	3 252 000	35 608 000
Dicle Üniversitesi	253 103 000	155 668 000	26 283 000	33 054 000	4 198 000	33 900 000
Yüzüncü Yıl Üniversitesi	225 009 000	137 782 000	19 574 000	27 760 000	2 731 000	37 162 000
Gaziantep Üniversitesi	222 671 000	125 945 000	19 320 000	25 787 000	2 801 000	48 818 000
İzmir Yüksek Teknoloji Üniversitesi	77 858 000	38 115 000	6 583 000	8 364 000	1 246 000	23 550 000
Gebze Yüksek Teknoloji Üniversitesi	72 319 000	34 020 000	5 752 000	7 845 000	1 202 000	23 500 000
Harran Üniversitesi	188 545 000	81 467 000	13 353 000	18 319 000	1 906 000	73 500 000
Süleyman Demirel Üniversitesi	247 031 000	160 917 000	27 316 000	33 612 000	2 976 000	22 210 000
Adnan Menderes Üniversitesi	173 759 000	104 541 000	18 904 000	19 953 000	2 911 000	27 450 000
Bülent Ecevit Üniversitesi	160 068 000	81 928 000	14 417 000	22 591 000	2 482 000	38 650 000

## 7.7 YÖK, üniversite ve ileri teknoloji enstitülerinin ekonomik sınıflandırmaya göre 2014 yılı bütçesi (devam)

2014 budget of HEC, universities and high technology institutes by economic classification (continued)

Üniversiteler/Kurum University/Institution	Toplam - Total	01	02	03	05	06
		Personel giderleri Personnel expenditures	Sos.Göv.Kur. Dev.pir. giderleri Insurance premium expenditures	Mal ve hiz. alım giderleri Goods and Services Purchasing Expenditures	Cari transferler Current transferals	Sermaye giderleri Capital Expenditures
Mersin Üniversitesi	205 720 000	106 274 000	18 751 000	21 065 000	2 641 000	56 989 000
Pamukkale Üniversitesi	211 260 000	135 121 000	24 244 000	22 482 000	1 863 000	27 550 000
Balıkesir Üniversitesi	140 286 000	76 149 000	12 396 000	20 391 000	2 097 000	29 253 000
Kocaeli Üniversitesi	235 036 000	142 851 000	25 298 000	38 636 000	3 231 000	25 020 000
Sakarya Üniversitesi	218 823 000	132 790 000	20 167 000	37 771 000	3 674 000	24 421 000
Celal Bayar Üniversitesi	192 425 000	110 748 000	18 722 000	26 240 000	2 665 000	34 050 000
Abant İzzet Baysal Üniversitesi	138 351 000	77 846 000	13 689 000	18 566 000	2 023 000	26 227 000
Mustafa Kemal Üniversitesi	164 042 000	86 319 000	14 549 000	21 196 000	2 078 000	39 900 000
Afyon Kocatepe Üniversitesi	176 520 000	94 311 000	15 485 000	21 635 000	2 234 000	42 855 000
Kafkas Üniversitesi	124 072 000	55 085 000	8 324 000	18 259 000	1 854 000	40 550 000
Çanakkale Onsekiz Mart Üniversitesi	187 584 000	101 550 000	17 574 000	24 598 000	2 457 000	41 405 000
Niğde Üniversitesi	97 697 000	52 391 000	8 770 000	13 069 000	1 465 000	22 002 000
Dumlupınar Üniversitesi	141 679 000	79 567 000	12 491 000	23 555 000	2 260 000	23 806 000
Gaziosmanpaşa Üniversitesi	157 328 000	79 461 000	13 390 000	18 330 000	2 205 000	43 942 000
Muğla Sıtkı Koçman Üniversitesi	150 097 000	86 727 000	14 842 000	22 374 000	2 091 000	24 063 000
Kahramanmaraş Sütçü İmam Üniversitesi	165 666 000	81 818 000	13 509 000	19 227 000	2 760 000	48 352 000
Kırıkkale Üniversitesi	142 980 000	76 592 000	12 931 000	16 042 000	2 165 000	35 250 000
Eskişehir Osmangazi Üniversitesi	210 051 000	121 455 000	21 801 000	23 801 000	3 474 000	39 520 000
Galatasaray Üniversitesi	57 942 000	27 533 000	4 422 000	12 950 000	2 037 000	11 000 000
Ahi Evran Üniversitesi	84 302 000	37 383 000	5 908 000	12 291 000	1 470 000	27 250 000
Kastamonu Üniversitesi	79 881 000	35 027 000	5 430 000	11 522 000	1 402 000	26 500 000
Düzce Üniversitesi	103 618 000	55 332 000	9 587 000	13 416 000	2 072 000	23 211 000
Mehmet Akif Ersoy Üniversitesi	88 774 000	37 605 000	5 975 000	15 420 000	1 774 000	28 000 000
Uşak Üniversitesi	79 497 000	33 294 000	5 143 000	12 584 000	1 116 000	27 360 000
Recep Tayyip Erdoğan Üniversitesi	98 331 000	45 787 000	7 240 000	13 620 000	1 284 000	30 400 000
Namık Kemal Üniversitesi	143 839 000	54 107 000	8 975 000	15 431 000	1 826 000	63 500 000
Erzincan Üniversitesi	90 468 000	47 877 000	6 713 000	10 773 000	1 355 000	23 750 000
Aksaray Üniversitesi	76 993 000	37 423 000	5 764 000	9 524 000	1 282 000	23 000 000
Giresun Üniversitesi	91 623 000	39 302 000	5 850 000	15 526 000	1 443 000	29 502 000
Hitit Üniversitesi	84 292 000	32 892 000	5 099 000	9 595 000	1 206 000	35 500 000
Bozok Üniversitesi	101 466 000	39 454 000	6 286 000	11 914 000	1 312 000	42 500 000
Adıyaman Üniversitesi	88 919 000	46 907 000	6 849 000	11 632 000	1 128 000	22 403 000
Ordu Üniversitesi	75 254 000	31 749 000	5 125 000	10 781 000	1 299 000	26 300 000
Amasya Üniversitesi	59 293 000	24 778 000	3 944 000	9 069 000	1 302 000	20 200 000

## 7.7 YÖK, üniversite ve ileri teknoloji enstitülerinin ekonomik sınıflandırmaya göre 2014 yılı bütçesi (devam)

2014 budget of HEC, universities and high technology institutes by economic classification (continued)

Üniversiteler/Kurum University/Institution	Toplam - Total	01	02	03	05	06
		Personel giderleri Personnel expenditures	Sos.Güv.Kur. Dev.pir. giderleri Insurance premium expenditures	Mal ve hiz. alım giderleri Goods and Services Purchasing Expenditures	Cari transferler Current transfers	Sermaye giderleri Capital Expenditures
Kahramanoğlu Mehmetbey Üniversitesi	58 084 000	20 686 000	3 091 000	8 506 000	1 251 000	24 550 000
Ağrı İbrahim Çeçen Üniversitesi	57 798 000	23 665 000	2 972 000	9 994 000	1 167 000	20 000 000
Sinop Üniversitesi	55 593 000	23 097 000	3 691 000	7 478 000	1 227 000	20 100 000
Siirt Üniversitesi	53 423 000	19 537 000	2 578 000	9 144 000	1 164 000	21 000 000
Neşehir Üniversitesi	67 568 000	30 032 000	4 585 000	8 757 000	1 194 000	23 000 000
Karabük Üniversitesi	101 561 000	50 715 000	7 073 000	15 620 000	1 651 000	26 502 000
Kilis Yedi Aralık Üniversitesi	51 913 000	19 038 000	2 694 000	8 613 000	1 068 000	20 500 000
Çankırı Karatekin Üniversitesi	69 342 000	30 398 000	4 790 000	11 998 000	1 154 000	21 002 000
Artvin Çoruh Üniversitesi	53 700 000	22 805 000	3 213 000	8 213 000	967 000	18 502 000
Bilecik Şeyh Edebali Üniversitesi	65 122 000	26 125 000	3 969 000	10 272 000	956 000	23 800 000
Bitlis Eren Üniversitesi	56 603 000	21 080 000	2 858 000	8 607 000	1 058 000	23 000 000
Kırklareli Üniversitesi	73 869 000	30 526 000	4 416 000	10 760 000	1 167 000	27 000 000
Osmaniye Korkut Ata Üniversitesi	59 372 000	21 106 000	3 285 000	8 468 000	1 263 000	25 250 000
Bingöl Üniversitesi	70 981 000	30 593 000	3 882 000	7 247 000	959 000	28 300 000
Muş Alparslan Üniversitesi	60 639 000	25 246 000	3 209 000	9 132 000	1 002 000	22 050 000
Mardin Artuklu Üniversitesi	61 721 000	24 755 000	3 471 000	8 751 000	1 144 000	23 600 000
Batman Üniversitesi	58 398 000	22 141 000	2 990 000	8 485 000	982 000	23 800 000
Ardahan Üniversitesi	49 797 000	15 518 000	1 996 000	6 498 000	635 000	25 150 000
Bartın Üniversitesi	61 291 000	25 103 000	3 737 000	6 813 000	638 000	25 000 000
Bayburt Üniversitesi	50 703 000	16 150 000	2 020 000	6 701 000	632 000	25 200 000
Gümüşhane Üniversitesi	74 370 000	33 865 000	4 615 000	12 164 000	724 000	23 002 000
Hakkari Üniversitesi	49 088 000	16 412 000	2 268 000	6 976 000	632 000	22 800 000
İğdır Üniversitesi	50 384 000	17 153 000	2 251 000	7 096 000	632 000	23 252 000
Şırnak Üniversitesi	49 609 000	15 241 000	2 071 000	5 465 000	632 000	26 200 000
Tunceli Üniversitesi	61 344 000	23 218 000	2 988 000	6 484 000	654 000	28 000 000
Yalova Üniversitesi	61 292 000	24 923 000	3 643 000	6 550 000	676 000	25 500 000
Türk Alman Üniversitesi	29 598 000	3 169 000	499 000	5 086 000	344 000	20 500 000
Yıldırım Beyazıt Üniversitesi	83 114 000	37 073 000	6 044 000	6 163 000	334 000	33 500 000
Bursa Teknik Üniversitesi	34 207 000	7 807 000	1 318 000	5 150 000	432 000	19 500 000
İstanbul Medeniyet Üniversitesi	55 602 000	17 906 000	2 842 000	5 264 000	340 000	29 250 000
İzmir Katip Çelebi Üniversitesi	61 206 000	22 125 000	4 115 000	6 499 000	493 000	27 974 000
Necmettin Erbakan Üniversitesi	169 506 000	88 369 000	15 721 000	12 424 000	1 482 000	51 510 000
Kayseri Abdullah Gül Üniversitesi	53 016 000	5 211 000	886 000	5 085 000	334 000	41 500 000
Erzurum Teknik Üniversitesi	41 141 000	5 563 000	831 000	5 163 000	334 000	29 250 000
Adana Bilim ve Teknoloji Üniversitesi	41 018 000	7 975 000	1 333 000	5 120 000	340 000	26 250 000
Ankara Sosyal Bilimler Enstitüsü	30 495 000	1 886 000	269 000	6 000 000	340 000	22 000 000

## 8.1 Konsolide bütçe yatırımlarından Millî Eğitim Bakanlığı yatırımlarına ayrılan pay

Proportion of MoNE's Investments in Consolidated Budget Investments

Yıl - Year	Konsolide bütçe yatırım ödeneği	MEB yatırım ödeneği	Konsolide bütçe yatırımlarından MEB yatırımlarına ayrılan pay(%)
	Consolidated budget investment appropriation (TL)	Investment Appropriation of MoNE (TL)	Proportion of MoNE's investments in consolidated budget investments (%)
1997	524 600 000	76 884 950	14,66
1998	999 975 000	373 262 000	37,33
1999	1 410 000 000	408 341 000	28,96
2000	2 352 000 000	666 782 000	28,35
2001	3 500 000 000	779 855 000	22,28
2002	5 736 000 000	1 281 690 000	22,34
2003	8 998 500 000	1 479 050 000	16,44
2004	7 368 361 000	1 244 150 000	16,89
2005	10 143 886 000	1 230 306 000	12,13

Yıl - Year	Merkezi Yönetim Bütçe Yatırım Ödeneği	MEB yatırım ödeneği	Konsolide bütçe yatırımlarından MEB yatırımlarına ayrılan pay(%)
	Central Government Budget Investment Appropriation (TL)	Investment Appropriation of MoNE (TL)	Proportion of MoNE's Investments in consolidated budget investments (%)
2006	9 639 582 000	1 241 498 000	12,88
2007	15 751 330 100	1 595 600 000	10,13
2008	13 859 449 800	1 409 424 000	10,17
2009	19 471 760 000	1 923 566 000	9,88
2010	22 353 693 200	1 802 127 000	8,06
2011	25 998 805 000	1 995 625 000	7,68
2012	32 156 394 000	2 600 000 000	8,09
2013	38 591 886 000	3 955 000 000	9,76
2014	36 688 695 000	5 192 300 000	14,15

## 8.2 MEB yatırım bütçesinin Gayri Safi Yurtiçi Hâsıla ve konsolide bütçeye oranları

Ratio of investment budget of MoNE in Gross Domestic Product and Consolidated budget

Yıl -Year	GSYH (Gayri Safi Yurt İçi Hasıla) <sup>(1)</sup> GDP (Gross Domestic Product) <sup>(1)</sup> (TL)	Konsolide Bütçe <sup>(2)</sup> Consolidated Budget <sup>(2)</sup> (TL)	MEB yatırım bütçesi Investment budget of MoNE (TL)	Millî Eğitim Bakanlığı yatırım bütçesinin	
				GSYH'ya oranı Ratio of MoNE's Budget in GDP (%)	Konsolide bütçeye oranı Ratio of investment budget of MoNE in consolidated budget (%)
1998	70 203 147 000	14 789 475 000	373 262 000	0,53	2,52
1999	104 595 915 540	27 266 600 000	408 341 000	0,39	1,50
2000	166 658 021 460	46 827 436 000	666 782 000	0,40	1,42
2001	240 224 083 050	48 519 490 000	779 855 000	0,32	1,61
2002	350 476 089 498	98 131 000 000	1 281 690 000	0,37	1,31
2003	454 780 659 396	147 230 170 000	1 479 050 000	0,33	1,00
2004	559 033 025 861	150 658 129 000	1 244 150 000	0,22	0,83
2005	648 931 711 812	156 088 874 910	1 230 306 000	0,19	0,79

Yıl -Year	GSYH (Gayri Safi Yurt İçi Hasıla) <sup>(1)</sup> GDP (Gross Domestic Product) <sup>(1)</sup> (TL)	Merkezi Yönetim Bütçesi <sup>(2)(3)</sup> Central Government Budget <sup>(2)(3)</sup> (TL)	MEB yatırım bütçesi Investment budget of MoNE (TL)	Millî Eğitim Bakanlığı yatırım bütçesinin	
				GSYH'ya oranı Ratio of MoNE's Budget in GDP (%)	Merkezi Yönetim Bütçeye oranı Ratio of MoNE's budget in Central Government Budget (%)
2006	758 390 785 210	174 958 100 699	1 241 498 000	0,16	0,71
2007	843 178 421 420	204 988 545 572	1 490 000 000	0,18	0,73
2008	950 534 250 715	222 553 216 800	1 296 704 000	0,14	0,58
2009	952 558 578 826	262 217 866 000	1 506 188 195	0,16	0,57
2010	1 098 799 348 446	286 981 303 810	1 785 327 000	0,16	0,62
2011	1 297 713 210 117	312 572 607 330	1 995 625 000	0,15	0,64
2012	1 415 786 010 349	350 898 317 817	2 600 000 000	0,18	0,74
2013	1 559 160 000 000	404 045 669 000	3 955 000 000	0,25	0,98
2014 <sup>(4)</sup>	1 718 818 000 000	436 432 901 000	5 192 300 000	0,30	1,19

(1) Türkiye İstatistik Kurumu'nun www.tuik.gov.tr adresinden alınmıştır.

(2) Bütçe Kanunlarından alınmıştır.

(3) Merkezi Yönetim Bütçesi Toplamı (Hazine Yardımları dahil edilmemiştir)

(4) GSYH'nın Gerçekleşmesi tahminidir. 2014 Yılı Merkezi Yönetim Bütçe Kanunu Tasarısından alınmıştır.

(1) Obtained from TürkStat (www.tuik.gov.tr)

(2) Taken from Budget Laws.

(3) Total Central Government Budget (Excluding treasury aids)

(4) Realization estimate of GDP. Taken from the Draft 2014 Central Government Budget Law.

**8.3 Millî Eğitim Bakanlığı bütçesinden yatırımlara ayrılan pay**  
Proportion of investments in the budget of MoNE

Yıl Year	MEB bütçesi <sup>(1)</sup> Budget of MoNE <sup>(1)</sup>	MEB yatırım bütçesi Investment budget of MoNE	MEB bütçesinden yatırıma ayrılan pay Proportion of investments in the budget of MoNE
	(TL)	(TL)	(%)
1997	512 234 445	76 884 950	15,01
1998	1 243 108 000	373 262 000	30,03
1999	2 131 808 500	408 341 000	19,15
2000	3 350 330 000	666 782 000	19,90
2001	4 046 305 625	779 855 000	19,27
2002	7 460 991 000	1 281 690 000	17,18
2003	10 179 997 000	1 479 050 000	14,53
2004	12 854 642 000	1 244 150 000	9,68
2005	14 882 259 500	1 230 306 000	8,27
2006	16 568 145 500	1 241 498 000	7,49
2007	21 355 634 000	1 490 000 000	6,98
2008	22 915 565 000	1 296 704 000	5,66
2009	27 446 778 095	1 256 188 195	4,58
2010	28 237 412 000	1 785 327 000	6,32
2011	34 112 163 000	1 995 625 000	5,85
2012	39 169 379 190	2 600 000 000	6,64
2013	47 496 378 650	3 955 000 000	8,33
2014	55 704 817 610	5 192 300 000	9,32

(1) Bütçe Kanunlarından alınmıştır.

(1) Taken from Budget Laws.

**8.4 2003-2013 yılları arasında yapılan derslik sayısı**

Number of classrooms built between 2003-2013

Yıl Year	Toplam - Total	Anaokulu/ Anasınıfı Kindergarten/ Nursery class	İlköğretim Primary education	Ortaöğretim (mesleki teknik dahil) Secondary education (including vocational and technical)	Yaygın eğitim Non - formal education	Eğitime %100 destekten yapılan Classrooms built within the context of 100 % support for education campaign
2003	15 253	610	13 959	553	131	-
2004	28 078	884	17 471	2476	104	7 143
2005	28 698	951	20 256	683	155	6 653
2006	28 243	748	19 301	1336	114	6 744
2007	15 728	425	10 721	928	124	3 530
2008	16 790	505	14 169	716	42	1 358
2009	9 844	1 304	6 148	1 720	48	624
2010	17 317	1 500	10 098	2 725	27	2 967
2011	9 802	1 627	3 797	2 007	114	2 257
2012	18 706	8 024	2 231	4 300	72	4 079

Yıl Year	Toplam - Total	Temel Eğitim <sup>(1)</sup> Primary education <sup>(1)</sup>	Ortaöğretim (mesleki teknik dahil) Secondary education (including vocational and technical)	Yaygın eğitim Non - formal education	Eğitime %100 destekten yapılan Classrooms built within the context of 100 % support for education campaign
2013	17 266	9 826	3 849	125	3 466
<b>Toplam</b> Total	<b>205 725</b>	<b>144 555</b>	<b>21 293</b>	<b>1 056</b>	<b>38 821</b>

Not. Hayırseverler, Dünya Bankası, Avrupa Birliği Hibesi, Millî Piyango, EFİKAP, TELEKOM ve TOKİ kaynakları ile yaptırılan derslik sayıları dahil edilmiştir.

Note. Number of classrooms built with the support of charitable donors World Bank, European Union (EU) grant, National Lottery, Physical Support for Education Project (EFİKAP), Turkish TELEKOM and the Collective Residence Administration (TOKİ) sources are included.

(1) 2013 yılı Anaokulu/Anasınıfı derslikleri Temel Eğitim içinde yer almaktadır.

(1) In 2013, the classrooms of kindergartens and nursery classes are involved in Basic Education.



## 8.5 Halkın ve İl Özel İdarelerinin eğitime katkıları

Provincial Private Administrations' and Individuals' Support to Education

Yıl Year	Halk katkısı Support of Individuals		Yıl Year	İl Özel idare katkısı Support of Provincial Private Administrations	
	Sağlandığı yıl tutarı Amount in year in which it was provided	DPT 2010 yılı deflatörüne göre tutar Amount by 2010 DPT Deflator		Sağlandığı yıl tutarı Amount in year in which it was provided	DPT 2010 yılı deflatörüne göre tutar Amount by 2010 DPT Deflator
1985	25 060	174 877 878	1985	5 596	39 050 942
1986	37 615	188 075 000	1986	10 587	52 935 000
1987	46 267	162 112 824	1987	21 276	74 548 002
1988	82 388	156 363 636	1988	34 224	64 953 501
1989	114 638	149 540 829	1989	48 930	63 827 289
1990	187 178	163 889 326	1990	65 711	57 535 242
1991	238 664	124 987 693	1991	91 873	48 113 642
1992	404 492	131 580 625	1992	162 360	52 815 458
1993	740 159	149 923 838	1993	195 402	39 579 898
1994	1 885 332	164 053 183	1994	481 582	41 905 118
1995	4 587 242	232 388 966	1995	1 127 592	57 123 635
1996	9 486 177	269 046 527	1996	2 868 142	81 346 115
1997	18 471 454	292 123 317	1997	6 749 144	106 736 715
1998	50 986 181	466 682 907	1998	16 435 656	150 437 620
1999	71 210 217	431 068 933	1999	27 721 024	167 808 395
2000	84 682 400	356 864 602	2000	47 064 128	198 335 443
2001	83 801 008	209 721 679	2001	69 051 344	172 808 945
2002	96 020 373	177 119 589	2002	114 261 319	210 766 916
2003	144 030 560	227 993 064	2003	182 356 168	288 660 555
2004	104 837 117	146 575 297	2004	677 741 292	947 566 421
2005	213 714 999	292 092 780	2005	948 183 585	1 295 920 179
2006	234 689 755	281 325 303	2006	1 187 132 414	1 423 029 254
2007	251 729 440	296 183 329	2007	1 108 166 147	1 303 861 554
2008	218 259 319	218 259 319	2008	971 061 840	971 061 840
2009	118 167 971	118 167 971	2009	528 693 606	528 693 606
2010	115 647 348	115 647 348	2010	467 359 930	467 359 930
2011	142 961 205	142 961 205	2011	602 975 259	602 975 259
2012	134 981 052	134 981 052	2012	633 835 580	633 835 580
2013	132 708 459	132 708 459	2013	776 077 077	776 077 077

**8.6. 2014 yılında tahsisi öngörülen yatırım ödenekleri**  
Investment appropriations foreseen to be allocated in 2014

(Bin TL - Thousand TL )

Daireler Departments	Yapı tesis Construction facility	Makine- teçhizat Equipment	Büyük onarım Major Restoration	Kamulaş- tırma Nationalization	Etüt proje Research project	Dış Kredi External Loan	3308 Sayılı Kanun Gelirleri Incomes of Law No 3308	Toplam Total	Total
<b>MEB Toplamı</b> Grand Total of MoNE	<b>3 371 000</b>	<b>795 500</b>	<b>299 000</b>	<b>174 900</b>	<b>531 900</b>		<b>47 000</b>	<b>5 219 300</b>	
<b>Okulöncesi Eğitim Hizmetleri</b> Primary Educational Services	-	18000	-	-	-	-	-	<b>18 000</b>	
<b>Temel Eğitim Hizmetleri</b> Primary Educational Services	1 475 000	59000	55000	-	4 000	-	-	<b>1 593 000</b>	
<b>Genel Ortaöğretim Okulları</b> General Secondary Education Schools	728 000	115000	87000	-	3933	-	-	<b>933 933</b>	
<b>Din Öğretimi Okulları</b> Religious Education Schools	350 000	-	-	-	-	-	-	<b>350 000</b>	
<b>Özel Eğitim Okul ve Kurumları</b> Special Education Schools and Institutions	40 000	-	-	-	-	-	-	<b>40 000</b>	
<b>Yenilik ve Eğitim Teknolojileri Genel Müdürlüğü</b> General Directorate of Innovation and Education Technologies	-	508 000	-	-	500 000	-	-	<b>1 008 000</b>	
<b>İlk ve Genel Ortaöğretim Sektörü Toplamı</b> Total of Primary and General Secondary Education Sector	<b>2 593 000</b>	<b>700 000</b>	<b>142 000</b>	-	<b>507 933</b>	-	-	<b>3 942 933</b>	
<b>Destek Hizmetleri Genel Müdürlüğü</b> General Directorate of Support Services	8 000	20 500	33 000	-	-	-	-	<b>61 500</b>	
<b>İnsan Kaynakları Genel Müdürlüğü</b> General Directorate of Human Resources	-	-	-	-	-	-	-	-	
<b>Bilgi İşlem Grup Başkanlığı</b> Computing Group Presidency	-	5 000	-	-	2 000	-	-	<b>7 000</b>	
<b>İnşaat ve Emlak Grup Başkanlığı</b> Construction and Real Estate (Development) Group Presidency	-	-	35 000	174 900	3 000	-	-	<b>212 900</b>	
<b>Strateji Geliştirme Başkanlığı</b> Strategy Development Presidency	-	-	-	-	1 000	-	-	<b>1 000</b>	
<b>Mesleki ve Teknik Eğitim Okulları</b> Vocational and Technical Education Schools	700 000	70000	89000	-	3 000	-	47000	<b>909 000</b>	
<b>Hayat Boyu Öğrenme ve Halk Eğitim Merkezleri</b> Lifelong Learning and Adult Education Centers	37 000	-	-	-	-	-	-	<b>37 000</b>	
<b>Avrupa Birliği ve Dış İlişkiler Genel Müdürlüğü</b> General Directorate of European Union and Foreign Relations	-	-	-	-	12 267	-	-	<b>12 267</b>	
<b>Talim ve Terbiye Kurulu Başkanlığı</b> Board of Education	-	-	-	-	2 700	-	-	<b>2 700</b>	
<b>Mesleki ve Teknik Eğitim Sektörü Toplamı</b> Total of Vocational and Technical Education Sector	<b>745 000</b>	<b>95 500</b>	<b>157 000</b>	<b>174 900</b>	<b>23 967</b>	-	<b>47 000</b>	<b>1 243 367</b>	
<b>Genel Ortaöğretim Okulları</b> General Secondary Education Schools	33 000	-	-	-	-	-	-	<b>33 000</b>	
<b>Spor Sektörü Toplamı</b> Total of Sport Sector	<b>33 000</b>	-	-	-	-	-	-	<b>33 000</b>	

## 8.7 2013 Yılı Millî Eğitim Bakanlığı biten yatırımlarının projelere göre dağılımı

Allocation of completed investments of MoNE in year 2013 by projects

Daire-ler Depart-ments	İl ve ilçesi Province and district	Proje sayısı Number of projects	Ek derslik Additional classroom		Okul School		Pansiyon Boarding house		Lojman Apartment for staff		Spor salonu Gymnasium	Atölye Workshop	Yemek-hane Canteen	Konferans salonu Conference Hall		Otel/ yatak Hotel / bed		Ana-okulu Kindergarten
			Sayı Number	Derslik Class-room	Sayı Number	Derslik Classroom	Sayı Number	Kapasite Capacity	Sayı Number	Daire Flat				Sayı Number	Yatak sayısı Number of beds	Sayı Number	Yatak sayısı Number of beds	
<b>Genel Toplam</b> -General total		<b>267</b>	-	<b>16</b>	-	<b>3 833</b>	-	<b>19 940</b>	-	<b>68</b>	<b>56</b>	<b>25</b>	-	<b>5</b>	-	<b>500</b>	<b>15</b>	
<b>Genel Ortaöğretim</b>		<b>199</b>	-	-	-	<b>2 592</b>	-	<b>15 520</b>	-	<b>44</b>	<b>51</b>	-	-	<b>4</b>	-	-	-	
<b>Ortaöğretim Genel Müdürlüğü</b>		<b>175</b>	-	-	-	<b>2 120</b>	-	<b>13 120</b>	-	<b>44</b>	<b>51</b>	-	-	<b>4</b>	-	-	-	
<b>Fen Liseleri</b>		<b>5</b>	-	-	-	<b>96</b>	-	<b>1 100</b>	-	<b>20</b>	<b>3</b>	-	-	-	-	-	-	
Batman-Merkez		1	-	-	-	16	-	300	-	10	-	-	-	-	-	-	-	
İzmir-Bornova		1	-	-	-	24	-	-	-	-	-	-	-	-	-	-	-	
Kars-Merkez		1	-	-	-	16	-	300	-	-	1	-	-	-	-	-	-	
Manisa-Merkez		1	-	-	-	16	-	300	-	10	1	-	-	-	-	-	-	
Niğde-Bor		1	-	-	-	24	-	200	-	-	1	-	-	-	-	-	-	
<b>Genel ve Anadolu Liseleri</b>		<b>85</b>	-	-	-	<b>1 880</b>	-	<b>2 100</b>	-	-	<b>5</b>	-	-	<b>2</b>	-	-	-	
Adana-Ceyhan		1	-	-	-	16	-	-	-	-	-	-	-	-	-	-	-	
Adana-Çukurova		1	-	-	-	32	-	-	-	-	-	-	-	-	-	-	-	
Adana-Karaisalı		1	-	-	-	16	-	-	-	-	-	-	-	-	-	-	-	
Adana-Kozan		1	-	-	-	24	-	-	-	-	-	-	-	-	-	-	-	
Adıyaman-Kahta		1	-	-	-	16	-	-	-	-	-	-	-	-	-	-	-	
Adıyaman-Merkez		1	-	-	-	24	-	-	-	-	-	-	-	-	-	-	-	
Afyonkarahisar-Merkez		1	-	-	-	16	-	200	-	-	1	-	-	-	-	-	-	
Ağrı-Patnos		1	-	-	-	24	-	-	-	-	-	-	-	-	-	-	-	
Ağrı-Merkez		1	-	-	-	24	-	-	-	-	-	-	-	-	-	-	-	
Aksaray-Merkez		1	-	-	-	24	-	-	-	-	-	-	-	-	-	-	-	
Aydın-Sultanhisar		1	-	-	-	12	-	-	-	-	-	-	-	-	-	-	-	
Batman-Merkez		1	-	-	-	24	-	-	-	-	-	-	-	-	-	-	-	
Bitlis-Hizan		1	-	-	-	16	-	300	-	-	-	-	-	-	-	-	-	
Bursa-Nilüfer		1	-	-	-	24	-	-	-	-	-	-	-	-	-	-	-	
Bursa-Nilüfer		1	-	-	-	24	-	-	-	-	-	-	-	-	-	-	-	
Denizli-Merkez		1	-	-	-	24	-	-	-	-	-	-	-	-	-	-	-	
Denizli-Merkez		1	-	-	-	24	-	-	-	-	-	-	-	-	-	-	-	
Denizli-Merkez		1	-	-	-	24	-	-	-	-	-	-	-	-	-	-	-	
Denizli-Tavas		1	-	-	-	24	-	-	-	-	-	-	-	-	-	-	-	
Diyarbakır-Çınar		1	-	-	-	24	-	-	-	-	-	-	-	-	-	-	-	
Diyarbakır-Hazro		1	-	-	-	32	-	-	-	-	-	-	-	-	-	-	-	
Diyarbakır-Kayapınar		1	-	-	-	40	-	-	-	-	-	-	-	-	-	-	-	
Diyarbakır-Eğil		1	-	-	-	32	-	-	-	-	-	-	-	-	-	-	-	
Elazığ-Merkez		1	-	-	-	24	-	-	-	-	-	-	-	-	-	-	-	
Elazığ-Merkez		1	-	-	-	24	-	-	-	-	-	-	-	-	-	-	-	
Erzincan-Çayırlı		1	-	-	-	16	-	-	-	-	-	-	-	-	-	-	-	
Erzurum-Aziziye		1	-	-	-	16	-	200	-	-	1	-	-	-	-	-	-	
Erzurum-Büyükşehir		1	-	-	-	16	-	-	-	-	-	-	-	-	1	-	-	
Erzurum-Hinis		1	-	-	-	16	-	200	-	-	-	-	-	-	-	-	-	
Erzurum-Pasinler		1	-	-	-	12	-	300	-	-	-	-	-	-	1	-	-	
Gaziantep-Oğuzeli		1	-	-	-	24	-	-	-	-	-	-	-	-	-	-	-	
Gaziantep-Şahinbey		1	-	-	-	32	-	-	-	-	-	-	-	-	-	-	-	
Gaziantep-Şahinbey		1	-	-	-	32	-	-	-	-	-	-	-	-	-	-	-	
Gaziantep-Şahinbey		1	-	-	-	32	-	-	-	-	-	-	-	-	-	-	-	
Gaziantep-Şehitkamil		1	-	-	-	32	-	-	-	-	-	-	-	-	-	-	-	
Giresun-Piraziz		1	-	-	-	16	-	-	-	-	-	-	-	-	-	-	-	
Hatay-İskenderun		1	-	-	-	24	-	-	-	-	-	-	-	-	-	-	-	
Hatay-Merkez		1	-	-	-	24	-	-	-	-	-	-	-	-	-	-	-	
İğdır-Aralık		1	-	-	-	16	-	-	-	-	-	-	-	-	-	-	-	
Isparta-Merkez		1	-	-	-	24	-	-	-	-	-	-	-	-	-	-	-	
İzmir-Bornova		1	-	-	-	24	-	-	-	-	-	-	-	-	-	-	-	
İzmir-Bornova		1	-	-	-	24	-	-	-	-	-	-	-	-	-	-	-	
Kahramanmaraş-Merkez		1	-	-	-	24	-	-	-	-	-	-	-	-	-	-	-	
Kahramanmaraş-Merkez		1	-	-	-	24	-	-	-	-	-	-	-	-	-	-	-	
Kahramanmaraş-Pazarcık		1	-	-	-	24	-	-	-	-	-	-	-	-	-	-	-	
Karaman-Merkez		1	-	-	-	16	-	200	-	-	-	-	-	-	-	-	-	

## 8.7 2013 Yılı Millî Eğitim Bakanlığı biten yatırımlarının projelere göre dağılımı

Allocation of completed investments of MoNE in year 2013 by projects

Daire-ler Depart-ments	Proje sayısı Number of projects	Ek derslik Additional classroom		Okul School		Pansiyon Boarding house		Lojman Apartment for staff		Spor salonu Gymnasium		Konferans salonu Conference Hall		Otel/ yatak Hotel / bed		Ana- okulu Kindergar- ten
		Sayı Number	Derslik Class- room	Sayı Number	Derslik Classroom	Sayı Number	Kapasite Capacity	Sayı Number	Daire Flat	Atölye Workshop	Yemekhane Canteen	Sayı Number	Yatak sayısı Number of beds			
İl ve ilçesi Province and district																
Kastamonu-Doğanyurt	1	-	-	-	12	-	-	-	-	-	-	-	-	-	-	-
Kayseri-Bünyan	1	-	-	-	16	-	-	-	-	-	-	-	-	-	-	-
Kayseri-Yahyalı	1	-	-	-	16	-	-	-	-	-	-	-	-	-	-	-
Kırklareli-Pınarhisar	1	-	-	-	16	-	-	-	-	-	-	-	-	-	-	-
Kırşehir-Mucur	1	-	-	-	16	-	-	-	-	-	-	-	-	-	-	-
Kocaeli-Dilovası	1	-	-	-	16	-	-	-	-	-	-	-	-	-	-	-
Kocaeli-Gebze	1	-	-	-	24	-	-	-	-	-	-	-	-	-	-	-
Kocaeli-Gölcük	1	-	-	-	24	-	-	-	-	-	-	-	-	-	-	-
Konya-Selçuklu	1	-	-	-	24	-	-	-	-	-	-	-	-	-	-	-
Kütahya-Simav	1	-	-	-	32	-	-	-	-	-	-	-	-	-	-	-
Kütahya-Simav	1	-	-	-	32	-	-	-	-	-	-	-	-	-	-	-
Malatya-Akçadağ	1	-	-	-	16	-	-	-	-	-	-	-	-	-	-	-
Manisa-Merkez	1	-	-	-	24	-	-	-	-	-	-	-	-	-	-	-
Mardin-Kızıltepe	1	-	-	-	24	-	-	-	-	-	-	-	-	-	-	-
Mardin-Nusaybin	1	-	-	-	24	-	-	-	-	-	-	-	-	-	-	-
Osmaniye-Kadirli	1	-	-	-	16	-	200	-	-	1	-	-	-	-	-	-
Samsun-Atakum	1	-	-	-	24	-	-	-	-	-	-	-	-	-	-	-
Samsun-Atakum	1	-	-	-	24	-	-	-	-	-	-	-	-	-	-	-
Samsun-Çarşamba	1	-	-	-	24	-	-	-	-	-	-	-	-	-	-	-
Samsun-Ladik	1	-	-	-	24	-	-	-	-	-	-	-	-	-	-	-
Samsun-Ondokuzmayıs	1	-	-	-	24	-	-	-	-	-	-	-	-	-	-	-
Sivas-Hafik	1	-	-	-	12	-	-	-	-	-	-	-	-	-	-	-
Sivas-Merkez	1	-	-	-	16	-	-	-	-	-	-	-	-	-	-	-
Sivas-Susehri	1	-	-	-	16	-	-	-	-	-	-	-	-	-	-	-
Şanlıurfa-Ceylanpınar	1	-	-	-	24	-	-	-	-	-	-	-	-	-	-	-
Şanlıurfa-Merkez	1	-	-	-	32	-	200	-	-	1	-	-	-	-	-	-
Şanlıurfa-Merkez	1	-	-	-	24	-	300	-	-	1	-	-	-	-	-	-
Şanlıurfa-Siverek	1	-	-	-	24	-	-	-	-	-	-	-	-	-	-	-
Şırnak-İdil	1	-	-	-	16	-	-	-	-	-	-	-	-	-	-	-
Trabzon-Araklı	1	-	-	-	16	-	-	-	-	-	-	-	-	-	-	-
Trabzon-Merkez	1	-	-	-	24	-	-	-	-	-	-	-	-	-	-	-
Trabzon-Merkez	1	-	-	-	24	-	-	-	-	-	-	-	-	-	-	-
Trabzon-Yomra	1	-	-	-	16	-	-	-	-	-	-	-	-	-	-	-
Van-Merkez	1	-	-	-	24	-	-	-	-	-	-	-	-	-	-	-
Yalova-Merkez	1	-	-	-	24	-	-	-	-	-	-	-	-	-	-	-
Yozgat-Akdağmadeni	1	-	-	-	24	-	-	-	-	-	-	-	-	-	-	-
Yozgat-Şefaattli	1	-	-	-	16	-	-	-	-	-	-	-	-	-	-	-
Yozgat-Yerköy	1	-	-	-	24	-	-	-	-	-	-	-	-	-	-	-
Zonguldak-Çaycuma	1	-	-	-	16	-	-	-	-	-	-	-	-	-	-	-
<b>Anadolu Öğretmen Liseleri</b>	<b>5</b>	-	-	-	<b>88</b>	-	<b>1 200</b>	-	<b>24</b>	<b>1</b>	-	-	-	-	-	-
Çanakkale-Ayvacı	1	-	-	-	16	-	200	-	-	-	-	-	-	-	-	-
Kütahya-Pazarlar	1	-	-	-	16	-	200	-	-	-	-	-	-	-	-	-
Malatya-Yeşilyurt	1	-	-	-	16	-	300	-	-	-	-	-	-	-	-	-
Osmaniye-Kadirli	1	-	-	-	16	-	200	-	10	-	-	-	-	-	-	-
Trabzon-Of	1	-	-	-	24	-	300	-	14	1	-	-	-	-	-	-
<b>Ortaöğretim Pansiyonları</b>	<b>38</b>	-	-	-	-	-	<b>8 320</b>	-	-	-	-	-	-	-	-	-
Ağrı-Taşlıçay	1	-	-	-	-	-	200	-	-	-	-	-	-	-	-	-
Ankara-Kızılcahamam	1	-	-	-	-	-	300	-	-	-	-	-	-	-	-	-
Antalya-Kemer	1	-	-	-	-	-	300	-	-	-	-	-	-	-	-	-
Ardahan-Göle	1	-	-	-	-	-	300	-	-	-	-	-	-	-	-	-
Bayburt-Merkez	1	-	-	-	-	-	300	-	-	-	-	-	-	-	-	-
Bingöl-Merkez	1	-	-	-	-	-	200	-	-	-	-	-	-	-	-	-
Bingöl-Merkez	1	-	-	-	-	-	120	-	-	-	-	-	-	-	-	-
Çorum-Osmancık	1	-	-	-	-	-	200	-	-	-	-	-	-	-	-	-
Denizli-Merkez	1	-	-	-	-	-	200	-	-	-	-	-	-	-	-	-
Diyarbakır-Bağlar	1	-	-	-	-	-	200	-	-	-	-	-	-	-	-	-
Elazığ-Ancak	1	-	-	-	-	-	200	-	-	-	-	-	-	-	-	-
Elazığ-Kovancılar	1	-	-	-	-	-	200	-	-	-	-	-	-	-	-	-
Elazığ-Palu	1	-	-	-	-	-	200	-	-	-	-	-	-	-	-	-

## 8.7 2013 Yılı Millî Eğitim Bakanlığı biten yatırımlarının projelere göre dağılımı

Allocation of completed investments of MoNE in year 2013 by projects

Daire-ler Depart-ments	İl ve ilçesi Province and district	Proje sayısı Number of projects	Ek derslik Additional classroom		Okul School		Pansiyon Boarding house		Lojman Apartment for staff		Spor salonu Gymnasium	Atölye Workshop	Yemek-hane Canteen	Konferans salonu Conference Hall		Otel/ yatak Hotel / bed		Ana-okulu Kindergarten	
			Sayı Number	Derslik Class-room	Sayı Number	Derslik Classroom	Sayı Number	Kapasite Capacity	Sayı Number	Daire Flat				Sayı Number	Yatak sayısı Number of beds				
																Sayı Number	Yatak sayısı Number of beds		
	Gaziantep-Oğuzeli	1	-	-	-	-	-	200	-	-	-	-	-	-	-	-	-	-	-
	Gaziantep-Şahinbey	1	-	-	-	-	-	300	-	-	-	-	-	-	-	-	-	-	-
	Giresun-Espiye	1	-	-	-	-	-	120	-	-	-	-	-	-	-	-	-	-	-
	Giresun-Merkez	1	-	-	-	-	-	300	-	-	-	-	-	-	-	-	-	-	-
	Giresun-Piraziz	1	-	-	-	-	-	200	-	-	-	-	-	-	-	-	-	-	-
	Iğdır-Tuzluca	1	-	-	-	-	-	240	-	-	-	-	-	-	-	-	-	-	-
	İzmir-Bornova	1	-	-	-	-	-	200	-	-	-	-	-	-	-	-	-	-	-
	Kahramanmaraş-Afsin	1	-	-	-	-	-	300	-	-	-	-	-	-	-	-	-	-	-
	Kars-Akyaka	1	-	-	-	-	-	200	-	-	-	-	-	-	-	-	-	-	-
	Kastamonu-Çatalzeytin	1	-	-	-	-	-	200	-	-	-	-	-	-	-	-	-	-	-
	Kastamonu-Doğanyurt	1	-	-	-	-	-	140	-	-	-	-	-	-	-	-	-	-	-
	Kayseri-Yeşilhisar	1	-	-	-	-	-	200	-	-	-	-	-	-	-	-	-	-	-
	Kırklareli-Babaeski	1	-	-	-	-	-	200	-	-	-	-	-	-	-	-	-	-	-
	Kırklareli-Lüleburgaz	1	-	-	-	-	-	200	-	-	-	-	-	-	-	-	-	-	-
	Kilis-Merkez	1	-	-	-	-	-	200	-	-	-	-	-	-	-	-	-	-	-
	Konya-Bozkır	1	-	-	-	-	-	200	-	-	-	-	-	-	-	-	-	-	-
	Mardin-Nusaybin	1	-	-	-	-	-	200	-	-	-	-	-	-	-	-	-	-	-
	Muş-Korkut	1	-	-	-	-	-	200	-	-	-	-	-	-	-	-	-	-	-
	Samsun-Terme	1	-	-	-	-	-	200	-	-	-	-	-	-	-	-	-	-	-
	Samsun-Havza	1	-	-	-	-	-	200	-	-	-	-	-	-	-	-	-	-	-
	Şanlıurfa-Merkez	1	-	-	-	-	-	200	-	-	-	-	-	-	-	-	-	-	-
	Tekirdağ-Muratlı	1	-	-	-	-	-	200	-	-	-	-	-	-	-	-	-	-	-
	Uşak-Sivaslı	1	-	-	-	-	-	200	-	-	-	-	-	-	-	-	-	-	-
	Van-Bahçesaray	1	-	-	-	-	-	300	-	-	-	-	-	-	-	-	-	-	-
	Van-Merkez	1	-	-	-	-	-	300	-	-	-	-	-	-	-	-	-	-	-
<b>Spor Lisesi</b>		<b>3</b>	-	-	-	<b>56</b>	-	<b>400</b>	-	-	<b>3</b>	-	-	-	<b>2</b>	-	-	-	-
	Ağrı-Merkez	1	-	-	-	16	-	200	-	-	1	-	-	-	1	-	-	-	-
	Karaman-Merkez	1	-	-	-	16	-	200	-	-	1	-	-	-	1	-	-	-	-
	Manisa-Merkez	1	-	-	-	24	-	-	-	-	1	-	-	-	-	-	-	-	-
<b>Spor Salonları</b>		<b>39</b>	-	-	-	-	-	-	-	-	<b>39</b>	-	-	-	-	-	-	-	-
	Ağrı-Merkez	1	-	-	-	-	-	-	-	-	1	-	-	-	-	-	-	-	-
	Ağrı-Patnos	1	-	-	-	-	-	-	-	-	1	-	-	-	-	-	-	-	-
	Amasya-Gümüşhacıköy	1	-	-	-	-	-	-	-	-	1	-	-	-	-	-	-	-	-
	Ankara-Çubuk	1	-	-	-	-	-	-	-	-	1	-	-	-	-	-	-	-	-
	Aydın-Kuşadası	1	-	-	-	-	-	-	-	-	1	-	-	-	-	-	-	-	-
	Balıkesir-Bandırma	1	-	-	-	-	-	-	-	-	1	-	-	-	-	-	-	-	-
	Burdur-Merkez	1	-	-	-	-	-	-	-	-	1	-	-	-	-	-	-	-	-
	Çorum-Merkez	1	-	-	-	-	-	-	-	-	1	-	-	-	-	-	-	-	-
	Düzce-Merkez	1	-	-	-	-	-	-	-	-	1	-	-	-	-	-	-	-	-
	Elazığ-Merkez	1	-	-	-	-	-	-	-	-	1	-	-	-	-	-	-	-	-
	Eskişehir-Odunpazarı	1	-	-	-	-	-	-	-	-	1	-	-	-	-	-	-	-	-
	Gaziantep-Şehitkamil	1	-	-	-	-	-	-	-	-	1	-	-	-	-	-	-	-	-
	Hatay-İskenderun	1	-	-	-	-	-	-	-	-	1	-	-	-	-	-	-	-	-
	Iğdır-Merkez	1	-	-	-	-	-	-	-	-	1	-	-	-	-	-	-	-	-
	Isparta-Merkez	1	-	-	-	-	-	-	-	-	1	-	-	-	-	-	-	-	-
	Isparta-Merkez	1	-	-	-	-	-	-	-	-	1	-	-	-	-	-	-	-	-
	İzmir-Bergama	1	-	-	-	-	-	-	-	-	1	-	-	-	-	-	-	-	-
	Karabük-Merkez	1	-	-	-	-	-	-	-	-	1	-	-	-	-	-	-	-	-
	Karabük-Ovacık	1	-	-	-	-	-	-	-	-	1	-	-	-	-	-	-	-	-
	Karaman-Merkez	1	-	-	-	-	-	-	-	-	1	-	-	-	-	-	-	-	-
	Kastamonu-Merkez	1	-	-	-	-	-	-	-	-	1	-	-	-	-	-	-	-	-
	Kayseri-Kocasinan	1	-	-	-	-	-	-	-	-	1	-	-	-	-	-	-	-	-
	Kayseri-Hacılar	1	-	-	-	-	-	-	-	-	1	-	-	-	-	-	-	-	-
	Kırşehir-Çiçekdağı	1	-	-	-	-	-	-	-	-	1	-	-	-	-	-	-	-	-
	Kocaeli-İzmit	1	-	-	-	-	-	-	-	-	1	-	-	-	-	-	-	-	-
	Konya-Ereğli	1	-	-	-	-	-	-	-	-	1	-	-	-	-	-	-	-	-
	Konya-Selçuklu	1	-	-	-	-	-	-	-	-	1	-	-	-	-	-	-	-	-
	Kütahya-Gediz	1	-	-	-	-	-	-	-	-	1	-	-	-	-	-	-	-	-
	Kütahya-Tavşanlı	1	-	-	-	-	-	-	-	-	1	-	-	-	-	-	-	-	-
	Malatya-Merkez	1	-	-	-	-	-	-	-	-	1	-	-	-	-	-	-	-	-
	Manisa-Sangöl	1	-	-	-	-	-	-	-	-	1	-	-	-	-	-	-	-	-
	Nevşehir-Merkez	1	-	-	-	-	-	-	-	-	1	-	-	-	-	-	-	-	-
	Niğde-Merkez	1	-	-	-	-	-	-	-	-	1	-	-	-	-	-	-	-	-

## 8.7 2013 Yılı Millî Eğitim Bakanlığı biten yatırımlarının projelere göre dağılımı

Allocation of completed investments of MoNE in year 2013 by projects

Daire-ler Depart-ments	İl ve ilçesi Province and district	Proje sayısı Number of projects	Ek derslik Additional classroom		Okul School		Pansiyon Boarding house		Lojman Apartment for staff		Spor salonu Gymnasium	Atölye Workshop	Yemek-hane Canteen	Konferans salonu Conference Hall		Otel/ yatak Hotel / bed		Ana-okulu Kindergarten
			Sayı Number	Derslik Class-room	Sayı Number	Derslik Classroom	Sayı Number	Kapasite Capacity	Sayı Number	Daire Flat				Sayı Number	Yatak sayısı Number of beds			
	Rize-Merkez	1	-	-	-	-	-	-	-	-	1	-	-	-	-	-	-	-
	Sakarya-Sapanca	1	-	-	-	-	-	-	-	-	1	-	-	-	-	-	-	-
	Trabzon-Vakıfkebir	1	-	-	-	-	-	-	-	-	1	-	-	-	-	-	-	-
	Tunceli-Merkez	1	-	-	-	-	-	-	-	-	1	-	-	-	-	-	-	-
	Yozgat-Çayıralan	1	-	-	-	-	-	-	-	-	1	-	-	-	-	-	-	-
	Yozgat-Merkez	1	-	-	-	-	-	-	-	-	1	-	-	-	-	-	-	-
<b>Din Öğretimi Genel Müdürlüğü</b>		<b>23</b>	-	-	-	<b>472</b>	-	<b>2 400</b>	-	-	-	-	-	-	-	-	-	-
	Adana-Karaisalı	1	-	-	-	16	-	200	-	-	-	-	-	-	-	-	-	-
	Ağrı-Doğubeyazıt	1	-	-	-	24	-	100	-	-	-	-	-	-	-	-	-	-
	Ankara-Elmadağ	1	-	-	-	24	-	-	-	-	-	-	-	-	-	-	-	-
	Bingöl-Karlıova	1	-	-	-	16	-	200	-	-	-	-	-	-	-	-	-	-
	Burdur-Göhlhisar	1	-	-	-	16	-	200	-	-	-	-	-	-	-	-	-	-
	Diyarbakır-Silvan	1	-	-	-	16	-	-	-	-	-	-	-	-	-	-	-	-
	Giresun-Merkez	1	-	-	-	32	-	-	-	-	-	-	-	-	-	-	-	-
	Gümüşhane-Merkez	1	-	-	-	24	-	-	-	-	-	-	-	-	-	-	-	-
	Hatay-Dörtöyl	1	-	-	-	24	-	200	-	-	-	-	-	-	-	-	-	-
	Hatay-Reyhanlı	1	-	-	-	16	-	-	-	-	-	-	-	-	-	-	-	-
	İzmir-Ödemiş	1	-	-	-	24	-	-	-	-	-	-	-	-	-	-	-	-
	Kırıkkale-Merkez	1	-	-	-	24	-	200	-	-	-	-	-	-	-	-	-	-
	Konya-Selçuklu	1	-	-	-	24	-	-	-	-	-	-	-	-	-	-	-	-
	Manisa-Soma	1	-	-	-	24	-	-	-	-	-	-	-	-	-	-	-	-
	Muş-Malazgirt	1	-	-	-	24	-	-	-	-	-	-	-	-	-	-	-	-
	Muş-Merkez	1	-	-	-	24	-	200	-	-	-	-	-	-	-	-	-	-
	Sakarya-Geyve	1	-	-	-	16	-	-	-	-	-	-	-	-	-	-	-	-
	Şanlıurfa-Merkez	1	-	-	-	32	-	-	-	-	-	-	-	-	-	-	-	-
	Yozgat-Saraykent	1	-	-	-	16	-	200	-	-	-	-	-	-	-	-	-	-
	Yozgat-Sorgun	1	-	-	-	-	-	200	-	-	-	-	-	-	-	-	-	-
	Yozgat-Boğazlıyan	1	-	-	-	16	-	200	-	-	-	-	-	-	-	-	-	-
	Yozgat-Çayıralan	1	-	-	-	16	-	200	-	-	-	-	-	-	-	-	-	-
	Uşak-Merkez	1	-	-	-	24	-	300	-	-	-	-	-	-	-	-	-	-
<b>Özel Eğitim Rehberlik Hizmetleri Genel Müdürlüğü</b>		<b>1</b>	-	-	-	-	-	-	-	-	-	-	-	-	-	-	-	-
	Kırıkkale-Merkez	1	-	-	-	Hizmet Binası	-	-	-	-	-	-	-	-	-	-	-	-
<b>Mesleki ve Teknik Eğitim</b>		<b>68</b>	-	<b>16</b>	-	<b>1 241</b>	-	<b>4 420</b>	-	<b>24</b>	<b>5</b>	<b>25</b>	-	<b>1</b>	-	<b>500</b>	<b>15</b>	
<b>Mesleki ve Teknik Eğitim Genel Müdürlüğü</b>		<b>54</b>	-	<b>16</b>	-	<b>1 116</b>	-	<b>4 420</b>	-	<b>24</b>	<b>4</b>	<b>23</b>	-	<b>1</b>	-	<b>300</b>	<b>15</b>	
<b>Endüstri Meslek Liseleri</b>		<b>14</b>	-	<b>16</b>	-	<b>288</b>	-	<b>700</b>	-	-	<b>1</b>	<b>22</b>	-	-	-	-	-	-
	Aydın-Köşk	1	-	-	-	16	-	-	-	-	-	1	-	-	-	-	-	-
	Batman-Merkez	1	-	-	-	24	-	-	-	-	-	-	-	-	-	-	-	-
	Burdur-Bucak	1	-	-	-	24	-	200	-	-	-	4	-	-	-	-	-	-
	Diyarbakır-Yenişehir	1	-	-	-	40	-	-	-	-	-	-	-	-	-	-	-	-
	Eskişehir-Tepebaşı	1	-	-	-	24	-	300	-	-	1	2	-	-	-	-	-	-
	Hatay-Belen	1	-	-	-	16	-	-	-	-	-	1	-	-	-	-	-	-
	İzmir-Bayraklı	1	-	-	-	24	-	-	-	-	-	3	-	-	-	-	-	-
	Kırıkkale-Merkez	1	-	-	-	24	-	-	-	-	-	2	-	-	-	-	-	-
	Kocaeli-Gebze	1	-	-	-	16	-	-	-	-	-	1	-	-	-	-	-	-
	Mersin-Tarsus	1	-	-	-	24	-	-	-	-	-	3	-	-	-	-	-	-
	Rize-Pazar	1	-	-	-	16	-	-	-	-	-	3	-	-	-	-	-	-
	Şanlıurfa-Ceylanpınar	1	-	-	-	24	-	200	-	-	-	1	-	-	-	-	-	-
	Şırnak-Uludere	1	-	-	-	16	-	-	-	-	-	-	-	-	-	-	-	-
	Tokat-Zile	1	-	16	-	-	-	-	-	-	-	1	-	-	-	-	-	-
<b>Kız Meslek Liseleri</b>		<b>23</b>	-	-	-	<b>512</b>	-	<b>1 940</b>	-	<b>20</b>	-	<b>1</b>	-	-	-	-	-	<b>15</b>
	Adıyaman-Merkez	1	-	-	-	24	-	200	-	-	-	-	-	-	-	-	-	1
	Ağrı-Doğubeyazıt	1	-	-	-	24	-	-	-	-	-	-	-	-	-	-	-	1
	Ankara-Altındağ	1	-	-	-	24	-	-	-	-	-	-	-	-	-	-	-	1
	Çorum-Merkez	1	-	-	-	24	-	-	-	-	-	-	-	-	-	-	-	1
	Diyarbakır-Bağlar	1	-	-	-	24	-	200	-	-	-	-	-	-	-	-	-	1
	Diyarbakır-Bismil	1	-	-	-	24	-	200	-	-	-	-	-	-	-	-	-	1
	Gaziantep-İslahiye	1	-	-	-	24	-	100	-	-	-	-	-	-	-	-	-	1
	Gaziantep-Nurdağı	1	-	-	-	24	-	100	-	-	-	-	-	-	-	-	-	1
	Gaziantep-Şahinbey	1	-	-	-	24	-	240	-	-	-	-	-	-	-	-	-	1
	Gümüşhane-Kelkit	1	-	-	-	16	-	-	-	-	-	-	-	-	-	-	-	-
	Hakkari-Yüksekova	1	-	-	-	16	-	300	-	10	-	-	-	-	-	-	-	-

## 8.7 2013 Yılı Millî Eğitim Bakanlığı biten yatırımlarının projelere göre dağılımı

Allocation of completed investments of MoNE in year 2013 by projects

Daire-ler Depart-ments	İl ve ilçesi Province and district	Proje sayısı Number of projects	Ek derslik Additional classroom		Okul School		Pansiyon Boarding house		Lojman Apartment for staff		Spor salonu Gymnasium	Atölye Workshop	Yemek-hane Canteen	Konferans salonu Conference Hall		Otel/ yatak Hotel / bed		Ana-okulu Kindergarten	
			Sayı Number	Derslik Class-room	Sayı Number	Derslik Classroom	Sayı Number	Kapasite Capacity	Sayı Number	Daire Flat				Sayı Number	Yatak sayısı Number of beds				
																Sayı Number	Yatak sayısı Number of beds		
	Hatay-Kırkhıan	1	-	-	-	24	-	-	-	-	-	-	-	-	-	-	-	-	-
	Karaman-Merkez	1	-	-	-	32	-	-	-	-	-	-	-	-	-	-	-	-	-
	Karaman-Başyayla	1	-	-	-	16	-	100	-	-	-	-	-	-	-	-	-	-	-
	Kayseri-Kocasinan	1	-	-	-	24	-	200	-	-	-	-	-	-	-	-	-	-	1
	Kırşehir-Merkez	1	-	-	-	24	-	-	-	-	-	-	-	-	-	-	-	-	1
	Kütahya-Merkez	1	-	-	-	16	-	-	-	-	-	-	-	-	-	-	-	-	1
	Kütahya-Altıntaş	1	-	-	-	16	-	-	-	-	-	1	-	-	-	-	-	-	-
	Muş-Bulanık	1	-	-	-	24	-	300	-	10	-	-	-	-	-	-	-	-	1
	Osmaniye-Merkez	1	-	-	-	24	-	-	-	-	-	-	-	-	-	-	-	-	1
	Samsun-Bafra	1	-	-	-	24	-	-	-	-	-	-	-	-	-	-	-	-	1
	Siirt-Merkez	1	-	-	-	24	-	-	-	-	-	-	-	-	-	-	-	-	-
	Tokat-Niksar	1	-	-	-	16	-	-	-	-	-	-	-	-	-	-	-	-	-
<b>Ticaret-Turizm Okulları</b>		<b>7</b>	-	-	-	<b>120</b>	-	<b>880</b>	-	-	<b>2</b>	-	-	-	<b>1</b>	-	<b>300</b>	-	-
	Adana-Çukurova	1	-	-	-	12	-	300	-	-	-	-	-	-	1	-	90	-	-
	Ağrı-Doğubeyazıt	1	-	-	-	24	-	200	-	-	1	-	-	-	-	-	-	-	-
	Karaman-Merkez	1	-	-	-	12	-	180	-	-	-	-	-	-	-	-	90	-	-
	Kırıkkale-Merkez	1	-	-	-	12	-	-	-	-	-	-	-	-	-	-	60	-	-
	Kırıkkale-Merkez	1	-	-	-	12	-	-	-	-	-	-	-	-	-	-	60	-	-
	Tokat-Erbaa	1	-	-	-	24	-	-	-	-	-	-	-	-	-	-	-	-	-
	Yozgat-Akdağmadeni	1	-	-	-	24	-	200	-	-	1	-	-	-	-	-	-	-	-
<b>Sağlık Meslek Liseleri</b>		<b>10</b>	-	-	-	<b>196</b>	-	<b>900</b>	-	<b>4</b>	<b>1</b>	-	-	-	-	-	-	-	-
	Amasya-Merkez	1	-	-	-	16	-	200	-	-	-	-	-	-	-	-	-	-	-
	Elazığ-Kovancılar	1	-	-	-	16	-	-	-	-	-	-	-	-	-	-	-	-	-
	Gaziantep-Şahinbey	1	-	-	-	24	-	100	-	4	-	-	-	-	-	-	-	-	-
	Hatay-İskenderun	1	-	-	-	24	-	-	-	-	-	-	-	-	-	-	-	-	-
	Karaman-Merkez	1	-	-	-	24	-	200	-	-	-	-	-	-	-	-	-	-	-
	Kırşehir-Kaman	1	-	-	-	16	-	-	-	-	-	-	-	-	-	-	-	-	-
	Mardin-Kızıltepe	1	-	-	-	16	-	-	-	-	-	-	-	-	-	-	-	-	-
	Samsun-İlkadım	1	-	-	-	24	-	200	-	-	-	-	-	-	-	-	-	-	-
	Şanlıurfa-Merkez	1	-	-	-	24	-	200	-	-	1	-	-	-	-	-	-	-	-
	Şırnak-Cizre	1	-	-	-	12	-	-	-	-	-	-	-	-	-	-	-	-	-
<b>Hayat Boyu Öğrenme Genel Müdürlüğü</b>		<b>12</b>	-	-	-	<b>125</b>	-	-	-	-	<b>1</b>	<b>2</b>	-	-	-	-	-	-	-
	Batman-Gercüş	1	-	-	-	8	-	-	-	-	-	-	-	-	-	-	-	-	-
	Batman-Sason	1	-	-	-	8	-	-	-	-	-	-	-	-	-	-	-	-	-
	Bilecik-Osmaneli	1	-	-	-	8	-	-	-	-	-	-	-	-	-	-	-	-	-
	Gaziantep-Nurdağı	1	-	-	-	11	-	-	-	-	-	-	-	-	-	-	-	-	-
	Gümüşhane-Şiran	1	-	-	-	8	-	-	-	-	-	-	-	-	-	-	-	-	-
	İzmir-Gaziemir	1	-	-	-	12	-	-	-	-	-	-	-	-	-	-	-	-	-
	İzmir-Karabağlar	1	-	-	-	14	-	-	-	-	1	-	-	-	-	-	-	-	-
	Karabük-Merkez	1	-	-	-	16	-	-	-	-	-	-	-	-	-	-	-	-	-
	Karaman-Merkez	1	-	-	-	12	-	-	-	-	-	-	-	-	-	-	-	-	-
	Kırşehir-Akpınar	1	-	-	-	8	-	-	-	-	-	-	-	-	-	-	-	-	-
	Mardin-Nusaybin	1	-	-	-	12	-	-	-	-	-	-	-	-	-	-	-	-	-
	Niğde-Ulukışla	1	-	-	-	8	-	-	-	-	-	-	-	-	-	-	-	-	-
<b>Öğretmenevleri</b>		<b>2</b>	-	-	-	-	-	-	-	-	-	-	-	-	-	-	<b>200</b>	-	-
	Bartın-Amasra	1	-	-	-	-	-	-	-	-	-	-	-	-	-	-	100	-	-
	Muş-Malazgirt	1	-	-	-	-	-	-	-	-	-	-	-	-	-	-	100	-	-