

FOR RELEASE APRIL 30, 2020

# Worldwide Optimism About Future of Gender Equality, Even as Many See Advantages for Men

*Sizable shares say men have more opportunities for high-paying jobs, should have preferential treatment when jobs are scarce*

**BY** *Juliana Horowitz and Janell Fetterolf*

**FOR MEDIA OR OTHER INQUIRIES:**

Juliana Horowitz, Associate Director, Research  
Tanya Ardit, Communications Manager

202.419.4372

[www.pewresearch.org](http://www.pewresearch.org)

**RECOMMENDED CITATION**

Pew Research Center, April, 2020, "Worldwide Optimism About Future of Gender Equality, Even as Many See Advantages for Men"

## About Pew Research Center

Pew Research Center is a nonpartisan fact tank that informs the public about the issues, attitudes and trends shaping America and the world. It does not take policy positions. The Center conducts public opinion polling, demographic research, content analysis and other data-driven social science research. It studies U.S. politics and policy; journalism and media; internet, science and technology; religion and public life; Hispanic trends; global attitudes and trends; and U.S. social and demographic trends. All of the Center's reports are available at [www.pewresearch.org](http://www.pewresearch.org). Pew Research Center is a subsidiary of The Pew Charitable Trusts, its primary funder.

© Pew Research Center 2020

## How we did this

This report explores cross-national perceptions of gender equality, including the opportunities available to men and women and the power they wield in family decisions. It also examines expectations for the future of gender equality across countries.

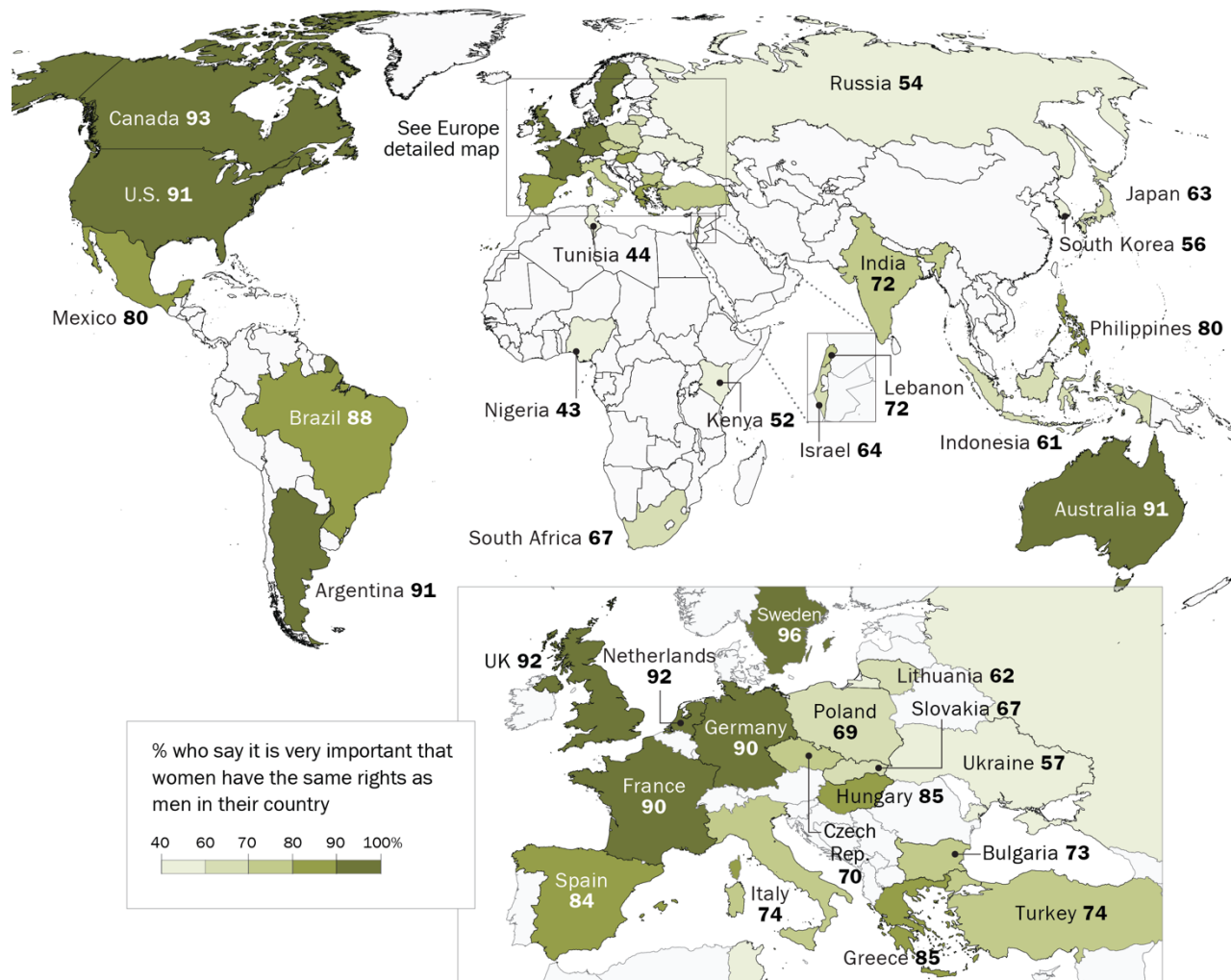
For this report, we used data from a survey conducted across 34 countries from May 13 to Oct. 2, 2019, totaling 38,426 respondents. The surveys were conducted face-to-face across Africa, Latin America and the Middle East, and on the phone in United States and Canada. In the Asia-Pacific region, face-to-face surveys were conducted in India, Indonesia and the Philippines, while phone surveys were administered in Australia, Japan and South Korea. Across Europe, the survey was conducted over the phone in France, Germany, the Netherlands, Spain, Sweden and the UK, but face-to-face in Bulgaria, the Czech Republic, Greece, Hungary, Italy, Lithuania, Poland, Russia, Slovakia and Ukraine.

Here are the [questions](#) used for the report, along with responses, and the survey [methodology](#).

## Worldwide Optimism About Future of Gender Equality, Even as Many See Advantages for Men

*Sizable shares say men have more opportunities for high-paying jobs, should have preferential treatment when jobs are scarce*

### Most say gender equality in their country is very important



Source: Spring 2019 Global Attitudes Survey. Q55c.

"Worldwide Optimism About Future of Gender Equality, Even as Many See Advantages for Men"

PEW RESEARCH CENTER

Twenty-five years after the United Nations' [Beijing Declaration and Platform for Action](#) pledged to take the necessary steps to “remove all obstacles to gender equality and the advancement and empowerment of women,” support for gender equality is strong around the globe. Across 34 countries surveyed by Pew Research Center, a median of 94% think it is important for women in their country to have the same rights as men, with 74% saying this is *very* important.

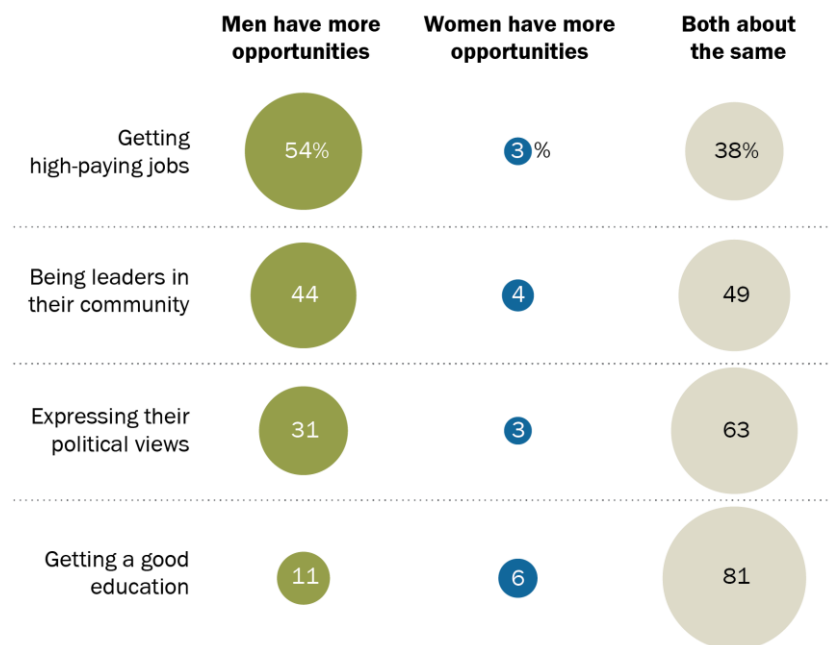
In many countries, women place more importance on gender equality than men do. However, women are less optimistic than men that women in their countries will achieve equality in the future, and they are more likely to say men have better lives than women.

While publics around the world embrace the idea of gender equality, at least four-in-ten think men generally have more opportunities than women in their country when it comes to getting high-paying jobs (a median of 54% across the 34 countries surveyed) and being leaders in their community (44%). Publics see more equity in access to a good education – a median of 81% believe men and women in their country generally have the same opportunities in this area – and expressing their political views (63% say men and women have the same opportunities). No more than 6% say women have more opportunities than men in any of these realms.

Majorities in most European countries surveyed, as well as in Japan, South Korea, Israel, Australia, Canada and the United States, say men in their country have more opportunities than women when it comes to getting high-paying jobs. When it comes to

### Many think men have more opportunities than women when it comes to getting high-paying jobs

% who say \_\_\_\_ when it comes to ...



Note: Percentages are medians based on 34 countries. Don't know responses not shown.

Source: Spring 2019 Global Attitudes Survey. Q65a-d.

“Worldwide Optimism About Future of Gender Equality, Even as Many See Advantages for Men”

PEW RESEARCH CENTER

being leaders in their communities, more than half in Nigeria, South Korea, Japan, Turkey, Israel, Lebanon, Italy, Tunisia, Greece, France and Slovakia think men in their country have more opportunities than women.

Despite widespread support for gender equality around the world, a notable share (a median of 40% across the countries surveyed) thinks men should have more right to a job than women when jobs are scarce; 56% disagree with this notion. In some countries, men are more likely than women to say men should have preferential treatment when jobs are scarce, with double-digit gender differences in Kenya, Nigeria, Bulgaria, South Africa, Israel, Slovakia, Italy, Argentina and the Czech Republic.

When asked who has a better life in their country, a 46% median across the 34 countries surveyed say men do, while 15% point to women and 31% volunteer that neither men nor women have a better life. Majorities in France, Spain, Sweden, the UK, Canada, the U.S., Turkey, Australia and the Netherlands think men have a better life than women in their country. Tunisia is the only country surveyed where more say women have a better life than say men do, although similar shares say women have a better life as say both men and women enjoy the same quality of life.

In most of the 34 countries surveyed, women are more likely than men to say men have a better life in their country. Gender differences are particularly large on this question in Greece (women are 27 percentage points more likely to say this), Slovakia (25 points), Italy (25), Canada (20), Brazil (20), Hungary (19) and Turkey (18).

The shares saying that men have a better life than women in their country have increased considerably since 2010 in many of the countries where trends are available – possibly as a result of increased awareness of gender issues [spurred by the #MeToo Movement](#) – with differences of at least 20 percentage points in Turkey, the UK, South Korea and Japan. Poland is the only country surveyed in both

### More people now say men have a better life than women in their country

*% who say men have a better life than women in their country*

	2010	2019	Change
	%	%	
Turkey	33	57	+24
UK	39	61	+22
South Korea	26	47	+21
Japan	29	49	+20
Spain	45	64	+19
Indonesia	29	48	+19
U.S.	39	57	+18
Argentina	27	39	+12
Mexico	27	39	+12
Brazil	42	52	+10
Kenya	36	42	+6
Poland	55	35	-20

Note: Only statistically significant differences shown.

Source: Spring 2019 Global Attitudes Survey. Q59.

“Worldwide Optimism About Future of Gender Equality, Even as Many See Advantages for Men”

PEW RESEARCH CENTER

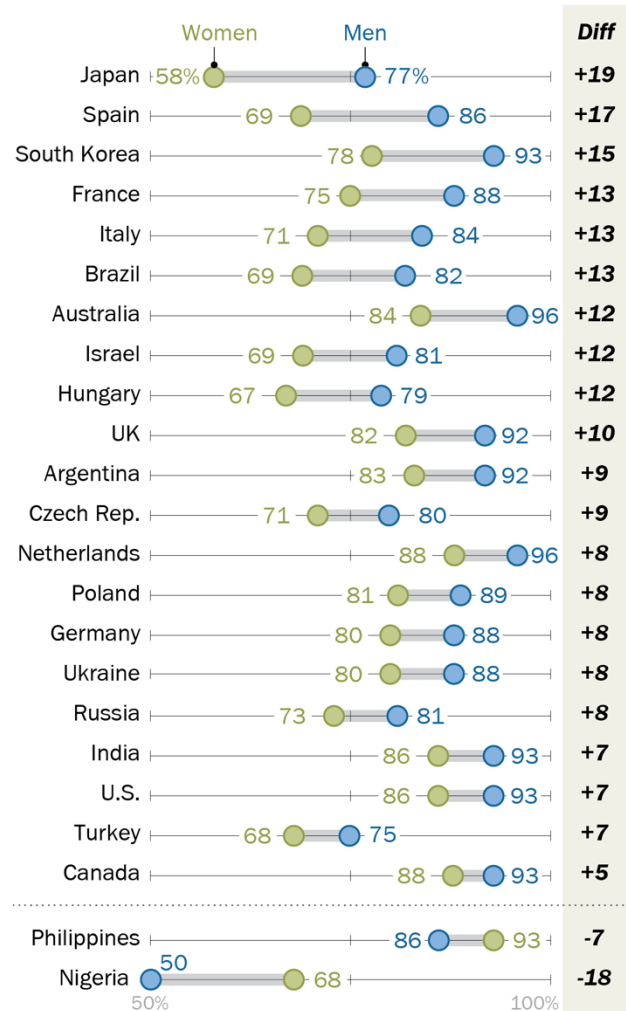
years where a smaller share now says men have a better life than did so in 2010.

Despite seeing some advantages for men, most people express optimism about the future of gender equality in their country. A median of 75% across the 34 countries surveyed think it is likely that women in their country will eventually have the same rights as men, and 5% volunteer that women in their country have already achieved equality.

Men tend to be more optimistic than women about prospects for gender equality, with gender differences of at least 10 percentage points in 10 countries and smaller but significant differences in 11 others. For example, 77% of men in Japan – compared with 58% of women – say it’s likely that women in their country will eventually attain or already have the same rights as men. Nigeria and the Philippines are the only countries surveyed where a larger share of women than men are optimistic about gender equality.

## Women less optimistic than men about gender equality in their country

*% of \_\_\_ who say either it is likely that women in their country will eventually have the same rights as men or women already have the same rights as men*



Note: Only statistically significant differences shown.

Source: Spring 2019 Global Attitudes Survey. Q60.

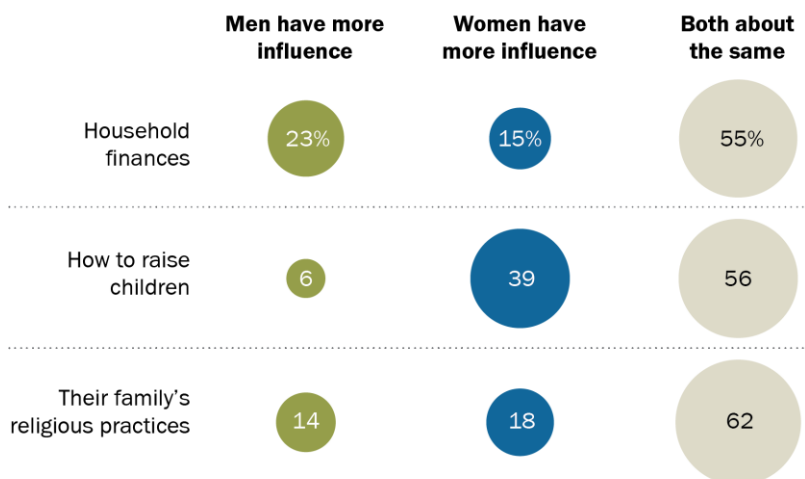
“Worldwide Optimism About Future of Gender Equality, Even as Many See Advantages for Men”

PEW RESEARCH CENTER

When it comes to family life, the sense is that men and women have about the same influence in making important decisions in their households. A 34-country median of 55% say both have roughly equal influence when it comes to important decisions about household finances, 56% say this about how to raise children and 62% say this of decisions about a family's religious practices. To the extent that people see a difference, however, men are generally seen as having more of an influence than women when it comes to decisions about household finances, while women are generally seen as having more influence when it comes to decisions about raising children.

## Majorities think men and women have about the same influence in making important family decisions

*% who say that, in a family, \_\_\_ when it comes to making important decisions about ...*



Note: Percentages are medians based on 34 countries. Don't know responses not shown. Source: Spring 2019 Global Attitudes Survey. Q64a-c. "Worldwide Optimism About Future of Gender Equality, Even as Many See Advantages for Men"

PEW RESEARCH CENTER

In nearly every country surveyed, majorities say that a marriage where both the husband and wife have jobs and take care of the home is more satisfying than one where the husband provides for the family and the wife takes care of the house and children. Even so, sizable shares in many countries say a more traditional marriage would be preferable, including about four-in-ten in India, Indonesia, Lebanon, Turkey and Tunisia.

These are among the major findings from a Pew Research Center survey conducted among 38,426 people in 34 countries from May 13 to Oct. 2, 2019.



## Widespread support for equal rights for men and women

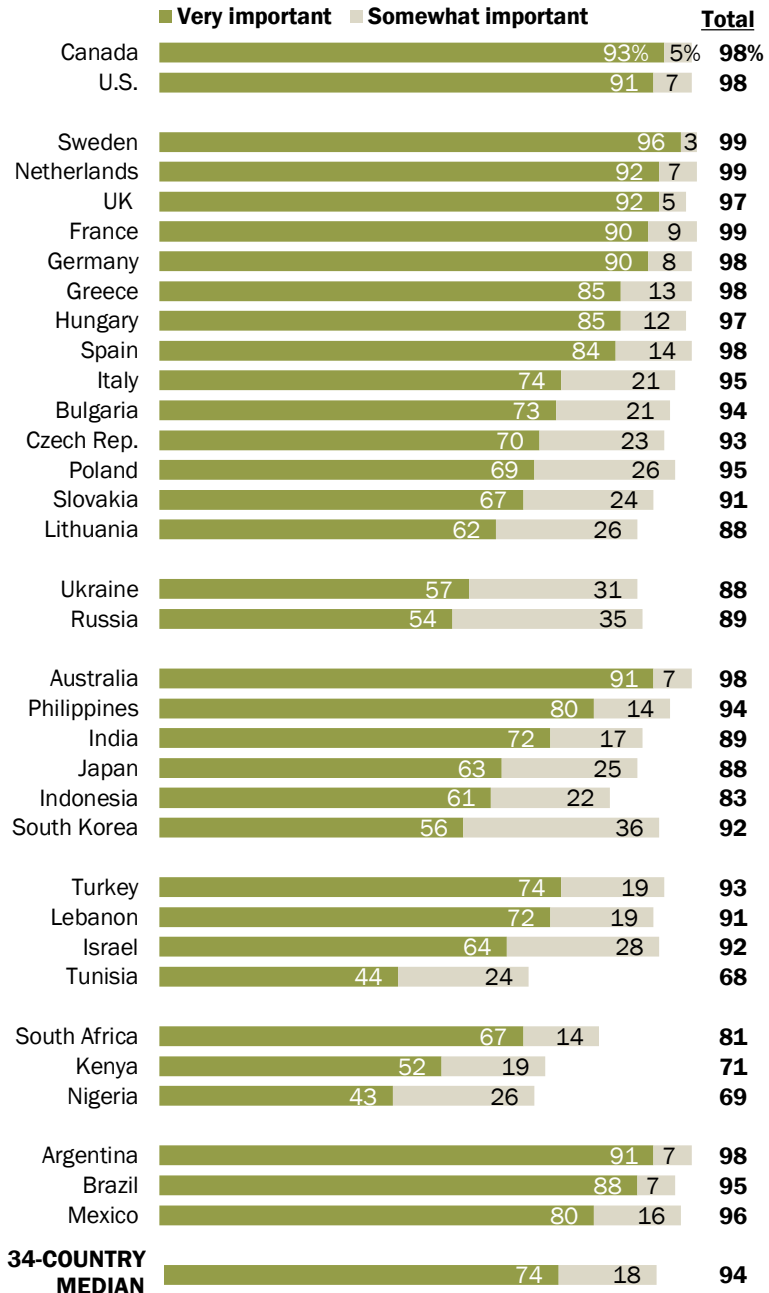
Most people agree it is important for women to have the same rights as men in their country. Across the 34 countries surveyed, a median of 94% hold this view, including nearly all in Sweden, the Netherlands, France, the U.S., Canada, Germany, Greece, Spain, Australia, Argentina, the UK and Hungary.

In addition, majorities in 30 nations say it is *very* important that men and women have the same rights in their country. The share who endorse this stronger sentiment varies across countries, however.

In Sweden, the most egalitarian country included in the survey based on indices from the [World Economic Forum](#) and the [United Nations Development Program](#), 96% believe gender equality is very important. By comparison, substantially smaller shares hold this view in Tunisia (44%) and Nigeria (43%), two countries with relatively higher levels of gender inequality.

## Most agree that gender equality is important

% who say it is \_\_\_ that women have the same rights as men in their country



Source: Spring 2019 Global Attitudes Survey. Q55c.

"Worldwide Optimism About Future of Gender Equality, Even as Many See Advantages for Men"

PEW RESEARCH CENTER

Strong support for gender equality is also relatively less common in Kenya, Russia, South Korea and Ukraine.

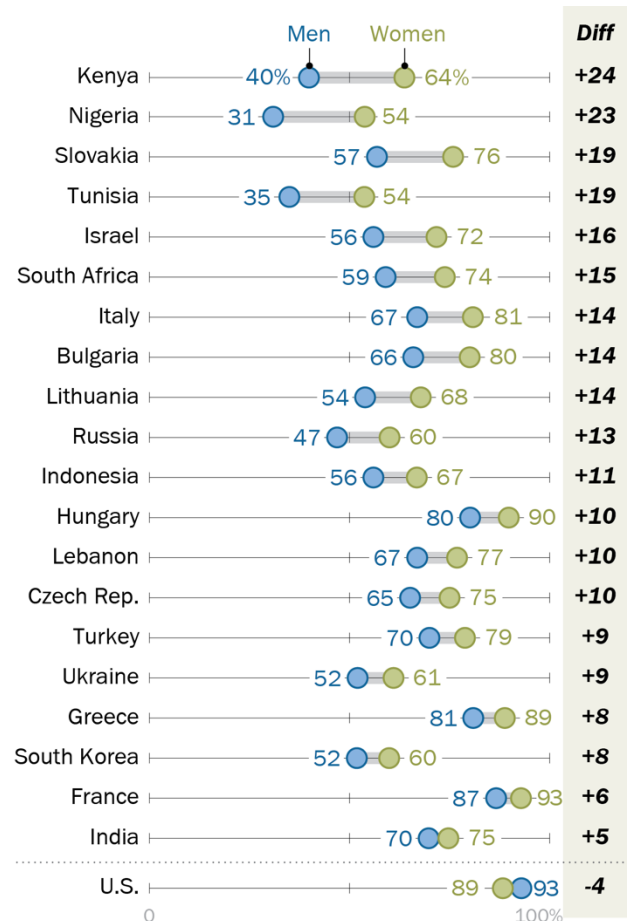
Within each country, views of equality often differ by gender. In 20 nations, women are more likely than men to say gender equality is very important. This gender difference is largest in Kenya and Nigeria, where relatively small shares overall view equal rights as very important. More than half of women in Nigeria (54%) think gender equality is very important, compared with only 31% of men. And while 64% of Kenyan women say gender equality is very important, just 40% of Kenyan men express the same view. In many countries where overwhelming majorities endorse equality, men and women do not differ in their views.

The U.S. is the only country where men are more likely than women to say it is very important for men and women to have the same rights. But while the difference is statistically significant, it is fairly small: 93% of men hold this view, compared with 89% of women.

Educational attainment is also related to views of gender equality. In 26 countries, those with more education are more likely than those with less to believe it is very important for women to have the same rights as men.<sup>1</sup> The largest differences are in Lithuania and the Czech Republic. Three-quarters or more of those with

### Larger shares of women than men say gender equality is very important in many countries

% of \_\_\_ who say it is very important that women have the same rights as men in their country



Note: Only statistically significant differences shown.

Source: Spring 2019 Global Attitudes Survey. Q55c.

"Worldwide Optimism About Future of Gender Equality, Even as Many See Advantages for Men"

PEW RESEARCH CENTER

<sup>1</sup> For the purpose of comparing educational groups across countries, we standardize education levels based on the UN's International Standard Classification of Education (ISCED). The lower education category is below secondary education and the higher category is secondary or above in Brazil, India, Indonesia, Kenya, Lebanon, Mexico, Nigeria, the Philippines, South Africa, Tunisia and Ukraine. In all other countries, the lower education category is secondary education or below and the higher category is postsecondary or above.

more education in Lithuania (76%) and the Czech Republic (87%) hold this view, compared with 54% of Lithuanians and 66% of Czechs with less education. There are also educational differences of 10 percentage points or more in Italy, Bulgaria, South Korea, Mexico, the Philippines, Ukraine, Spain, Poland and Nigeria.

## People in most countries are optimistic about the future of gender equality

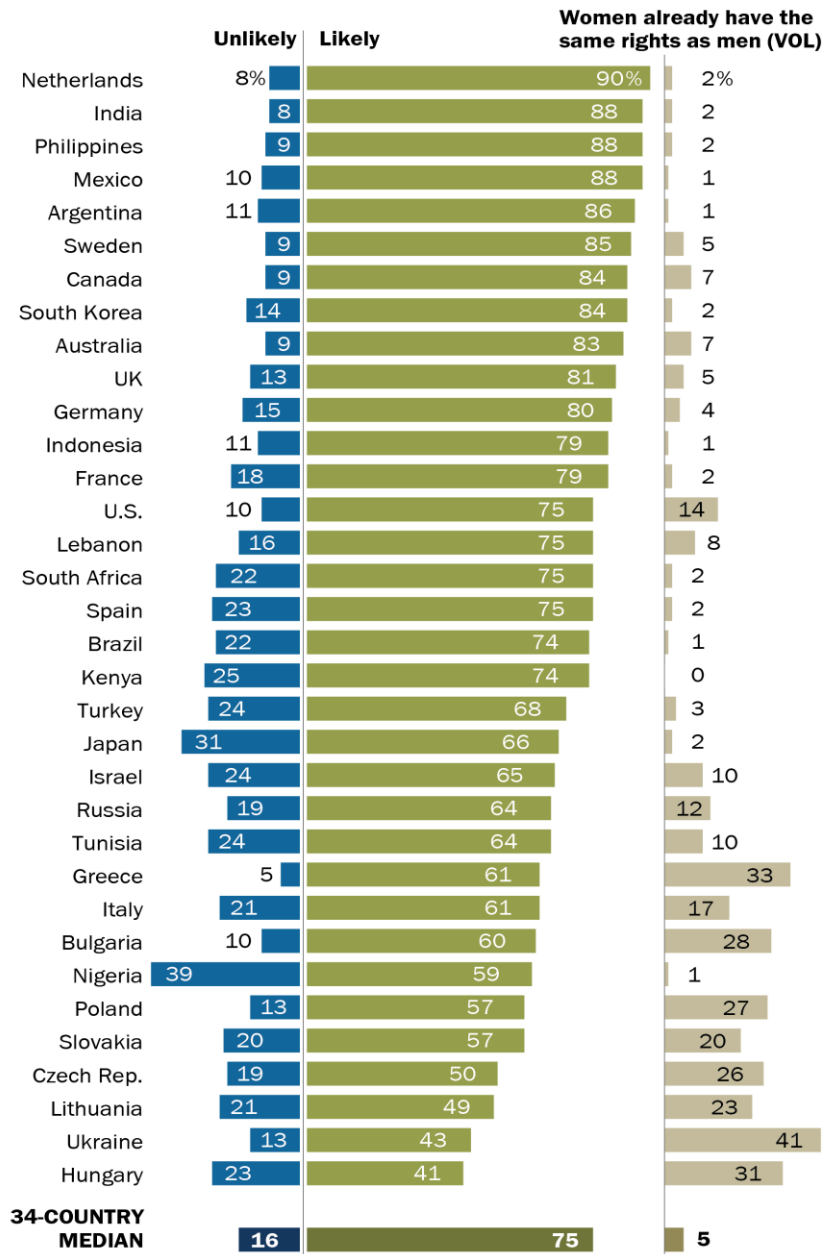
In addition to viewing gender equality as important, most people are optimistic that women will eventually have the same rights as men in their country. Majorities in 30 of the 34 countries surveyed hold this view, including roughly 90% in the Netherlands, India, the Philippines and Mexico.

In the U.S., 75% believe gender equality is likely. An additional 14% volunteer the response that women already have the same rights as men. One-in-ten or more in most Central and Eastern European nations, as well as Ukraine, Greece, Italy, Russia, Israel and Tunisia, agree that women and men already have equal rights.

Despite widespread optimism globally, substantive shares in some of the countries surveyed say it is unlikely that women will eventually have the same rights as men in their country. About a quarter or more in Nigeria, Japan, Kenya, Turkey,

## Majorities in most nations see gender equality as likely in their country

*% who say it is \_\_\_ that women in their country will eventually have the same rights as men*



Note: Don't know responses not shown.  
 Source: Spring 2019 Global Attitudes Survey. Q60.  
 "Worldwide Optimism About Future of Gender Equality, Even as Many See Advantages for Men"

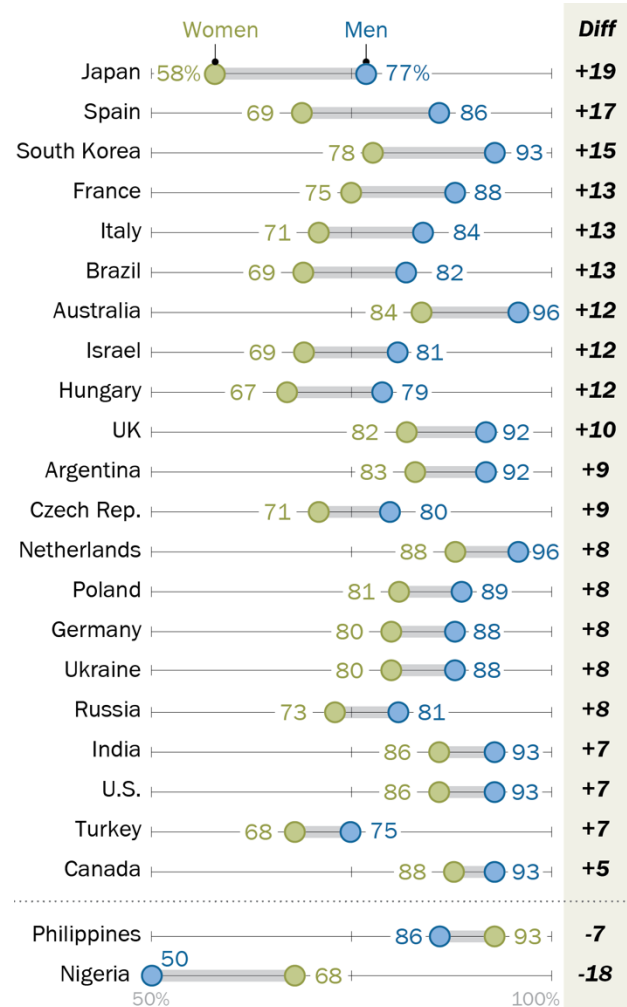
Israel, Tunisia, Spain and Hungary are pessimistic about the prospects for gender equality in their country.

Across many countries, women are less optimistic than men about the likelihood of attaining gender equality. For example, 77% of men in Japan think either men and women already have equal rights or that it is likely they will in the future, compared with 58% of Japanese women. Similar gender differences can be found in 20 other countries, including roughly 15 percentage point differences in Spain, South Korea, France, Italy and Brazil.

Nigeria and the Philippines are the only publics that show the opposite pattern: Larger shares of women than men say gender equality is likely. Half of men in Nigeria express this view, compared with 68% of women.

## Women less optimistic than men about gender equality in their country

% of \_\_\_ who say either it is likely that women in their country will eventually have the same rights as men or women already have the same rights as men



Note: Only statistically significant differences shown.

Source: Spring 2019 Global Attitudes Survey. Q60.

"Worldwide Optimism About Future of Gender Equality, Even as Many See Advantages for Men"

PEW RESEARCH CENTER

## Majorities in many African, Middle Eastern and Asian-Pacific publics say men should have preferential treatment when jobs are scarce

Across the 34 countries surveyed, a median of 56% disagree with the notion that men should have more right to a job than women when jobs are scarce; 40% agree that men should receive preferential treatment in this situation.

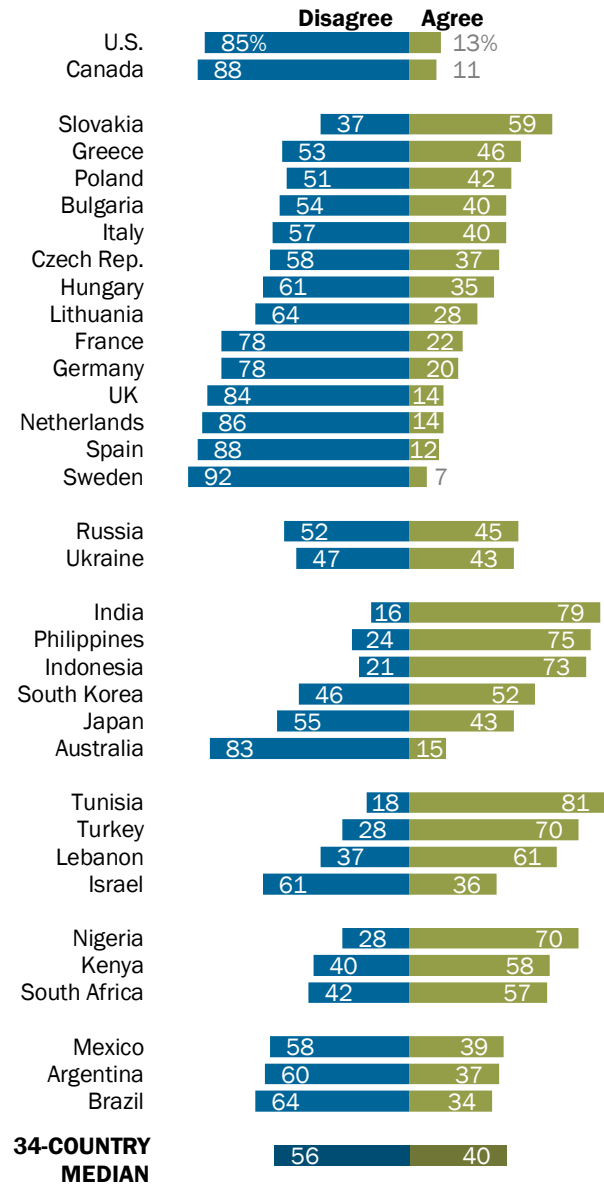
In nearly all North American, Western European and Latin American countries surveyed – as well as in Australia, Lithuania, Hungary, Israel, the Czech Republic and Japan – majorities reject the idea that men should have more right to a job than women in tough economic times, as do pluralities in Poland and Bulgaria. This is particularly the case in Sweden, Canada, Spain, the Netherlands, the U.S., the UK, Australia, France and Germany, where roughly eight-in-ten or more disagree that men deserve preferential treatment when jobs are scarce.

In contrast, majorities in the African countries surveyed, as well as in India, the Philippines, Indonesia, Turkey and Lebanon, agree that men should have more right to a job than women when jobs are scarce. Roughly eight-in-ten say this in Tunisia and India.

Views on this remain virtually unchanged in most of the countries where the question has been previously asked (most recently in 2012 in Lebanon, Turkey and Tunisia and in 2010 in 15 other countries). Publics are now more likely to agree that men should have preferential

## Views differ across globe on whether men should have more right to a job than women when jobs are scarce

% who \_\_\_ that, when jobs are scarce, men should have more right to a job than women



Note: Don't know responses not shown.

Source: Spring 2019 Global Attitudes Survey. Q62.

"Worldwide Optimism About Future of Gender Equality, Even as Many See Advantages for Men"

PEW RESEARCH CENTER

treatment when jobs are scarce in Kenya (12 percentage points higher), Lebanon (+11 points) and Mexico (+11 points). Meanwhile, the shares saying men should have more right to a job in tough economic times have dropped in South Korea (8 percentage points less likely), Nigeria (-7 points) and Argentina (-6 points).

Across 30 of the 34 countries surveyed, those with less education are more likely to believe men should have more right to a job than women when jobs are scarce. For example, majorities of six-in-ten or more among those with less education in Turkey, Lebanon, Kenya, Slovakia, South Africa and South Korea agree, compared with roughly half or fewer of those with more education in these countries.

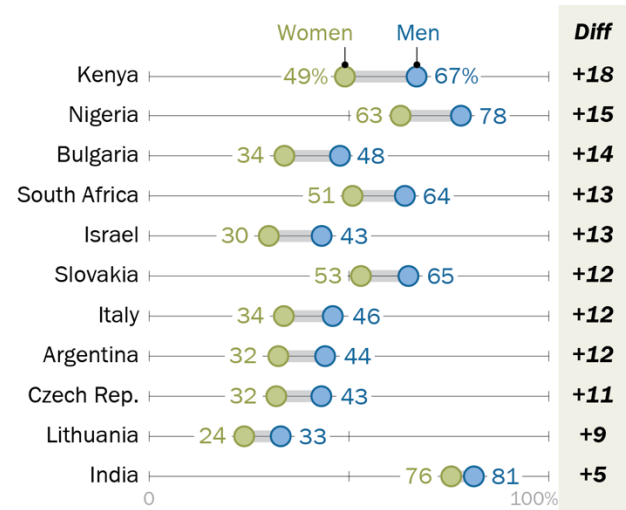
Income is also related to views on this. In most countries surveyed, those with lower incomes – equivalent to the median for their country or less – are more likely than those with higher incomes to say men should have more right to a job during tough economic times. In the U.S., Australia and much of Western Europe, those with lower incomes are at least twice as likely as those with higher incomes to believe men should receive preferential treatment when jobs are scarce. Still, only about a quarter or fewer across income groups in each of these countries say this.

In some countries, men are more likely than women to agree that men deserve preferential treatment when jobs are scarce, with double-digit differences in Kenya, Nigeria, Bulgaria, South Africa, Israel, Slovakia, Italy, Argentina and the Czech Republic.

There are also double-digit differences between the oldest and youngest age groups in South Korea, Brazil, Italy, Greece, Argentina, Poland, Lebanon, the Philippines, Israel, Australia, France and Spain: In each of these countries, adults ages 50 and older are more likely than those ages 18 to 29 to agree that men should have more right to a job during tough economic times.

### In some countries, men are more likely than women to agree that men should have more right to a job in hard times

% of \_\_\_ who agree that, when jobs are scarce, men should have more right to a job than women



Note: Only statistically significant differences shown.  
Source: Spring 2019 Global Attitudes Survey. Q62.  
“Worldwide Optimism About Future of Gender Equality, Even as Many See Advantages for Men”

PEW RESEARCH CENTER

## Across the globe, many believe men in their country have a better life than women

Though many people expect that their country will become more egalitarian in time, a median of 46% across the 34 countries surveyed say that, all things considered, men have a better life than women in their country.

Majorities in France, Spain, Sweden, the UK, Canada, the U.S., Turkey, Australia and the Netherlands say men have a better life than women in their country. Pluralities in many other countries express the same view.

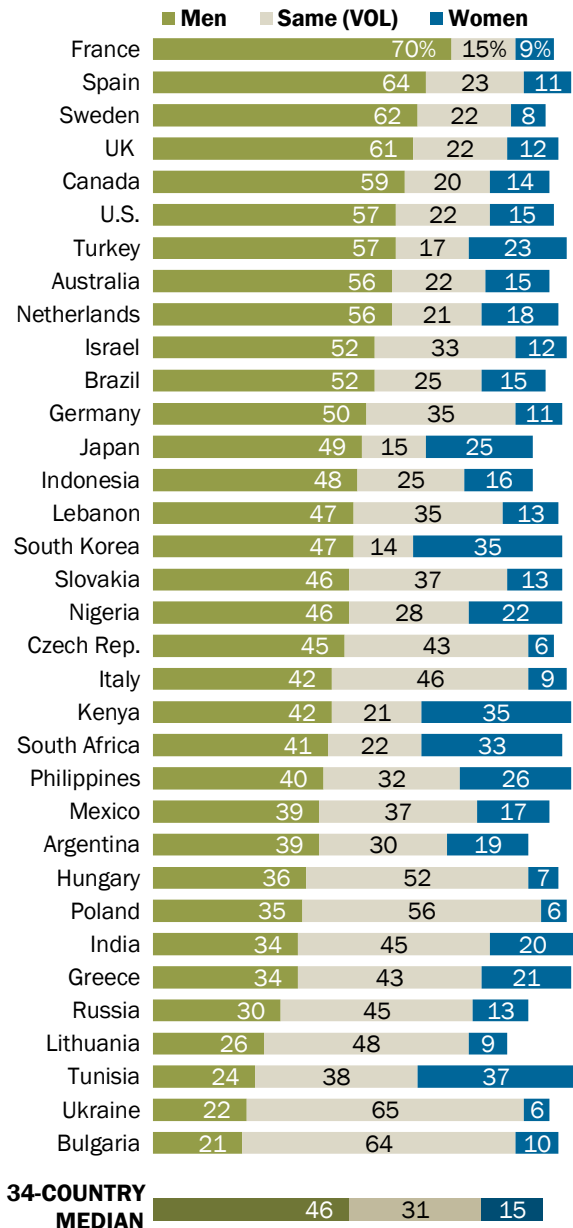
The volunteered response that neither gender has a better life than the other is common in many countries, especially in Central and Eastern Europe. Roughly half or more provide this response in Ukraine, Bulgaria, Poland, Hungary and Lithuania.

A third or more in Tunisia, Kenya, South Korea and South Africa believe, all things considered, women have a better life than men. Tunisia is the only country surveyed where a larger share say women are better off (37%) than say men are (24%).

This question was last asked in a subset of countries in 2010. In many of these countries, the share who believe men have a better life than women has increased substantially. The largest change is in Turkey. Roughly one-third of people in Turkey said men had a better life than women in 2010, compared with 57% in 2019.

## Few think women have a better life than men

% who say \_\_\_ have a better life in their country



Note: Don't know responses not shown.

Source: Spring 2019 Global Attitudes Survey. Q59.

"Worldwide Optimism About Future of Gender Equality, Even as Many See Advantages for Men"

PEW RESEARCH CENTER



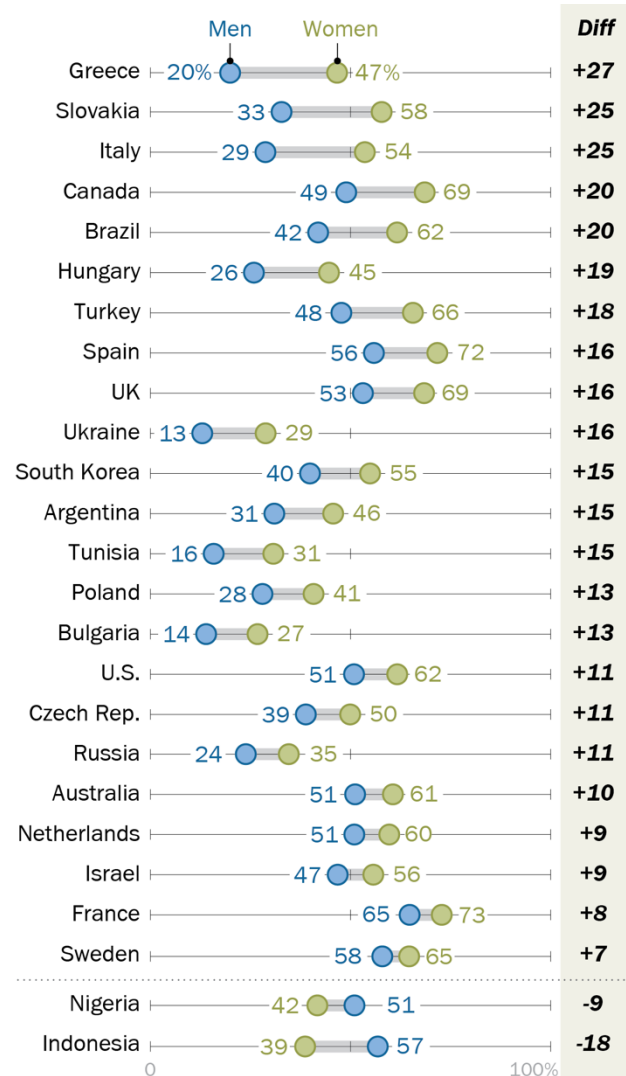
Increases of roughly 20 percentage points or more can also be seen in the UK, South Korea, Japan, Spain, Indonesia and the U.S. Smaller increases can be seen in Argentina, Mexico, Brazil and Kenya. Poland is the only country where this share has decreased since 2010, from 55% to 35% in 2019.

As with other questions related to gender equality, men and women tend to hold different views. In 23 of the 34 countries surveyed, women are more likely than men to believe that men have a better life in their country. In Greece, almost half of women hold this view, compared with only 20% of men. Differences of 20 percentage points or more can also be seen in Slovakia, Italy, Canada and Brazil.

Nigeria stands out again for showing the opposite pattern. Men (51%) are more likely than women (42%) to say that men are better off in their country. Indonesia shows a similar pattern.

## Women more likely to see men as having a better life

% of \_\_\_ who say men have a better life than women in their country



Note: All differences shown are statistically significant. In Russia, men were significantly less likely than women to answer the question.

Source: Spring 2019 Global Attitudes Survey. Q59.

“Worldwide Optimism About Future of Gender Equality, Even as Many See Advantages for Men”

PEW RESEARCH CENTER

## Men generally seen as having more opportunities than women for high-paying jobs

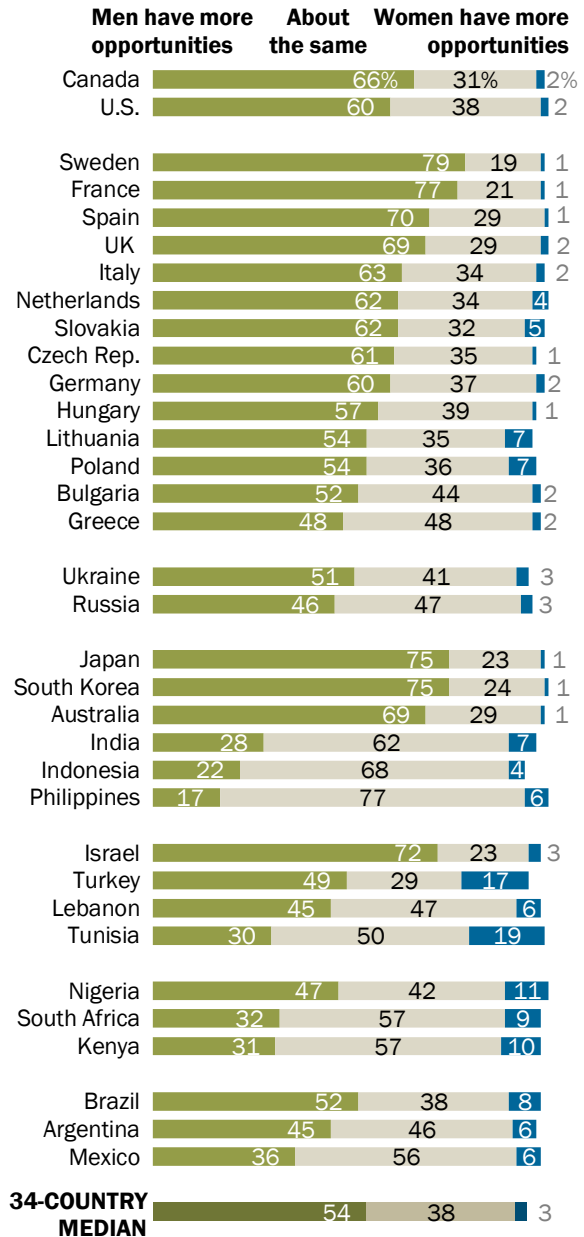
Majorities or pluralities in 22 of the 34 countries surveyed say men generally have more opportunities for high-paying jobs than women, including about two-thirds or more in Sweden, France, Japan, South Korea, Israel, Spain, the UK, Australia and Canada. More than four-in-ten in Greece, Nigeria, Russia, Lebanon and Argentina also think men in their country have more opportunities when it comes to getting high-paying jobs, but similar shares think opportunities are generally the same for men and women.

In the Philippines, Indonesia, India, South Africa, Kenya and Mexico, majorities say men and women have similar opportunities when it comes to getting high-paying jobs; half in Tunisia share this view.

Across most of the countries surveyed, women are significantly more likely than men to say men in their country have more opportunities when it comes to getting high-paying jobs. About two-thirds of women in the U.S. (66%) believe men in their country have more opportunities for high-paying jobs, compared with about half of men in the U.S. (53%). And while majorities of men and women in Canada say men have more opportunities in this area, women are far more likely to say this is the case (77% vs. 55%, respectively). This pattern is

## Many see more opportunities for men in getting high-paying jobs

% who say \_\_\_ in their country when it comes to getting high-paying jobs



Note: Don't know responses not shown.  
 Source: Spring 2019 Global Attitudes Survey. Q65c.  
 "Worldwide Optimism About Future of Gender Equality, Even as Many See Advantages for Men"

PEW RESEARCH CENTER

evident in nearly every European country surveyed (Greece and Lithuania are the exception), as well as in Australia, Ukraine, Brazil, South Korea, Russia, Argentina and Japan.

### Many say men have more opportunities than women to be leaders in their community

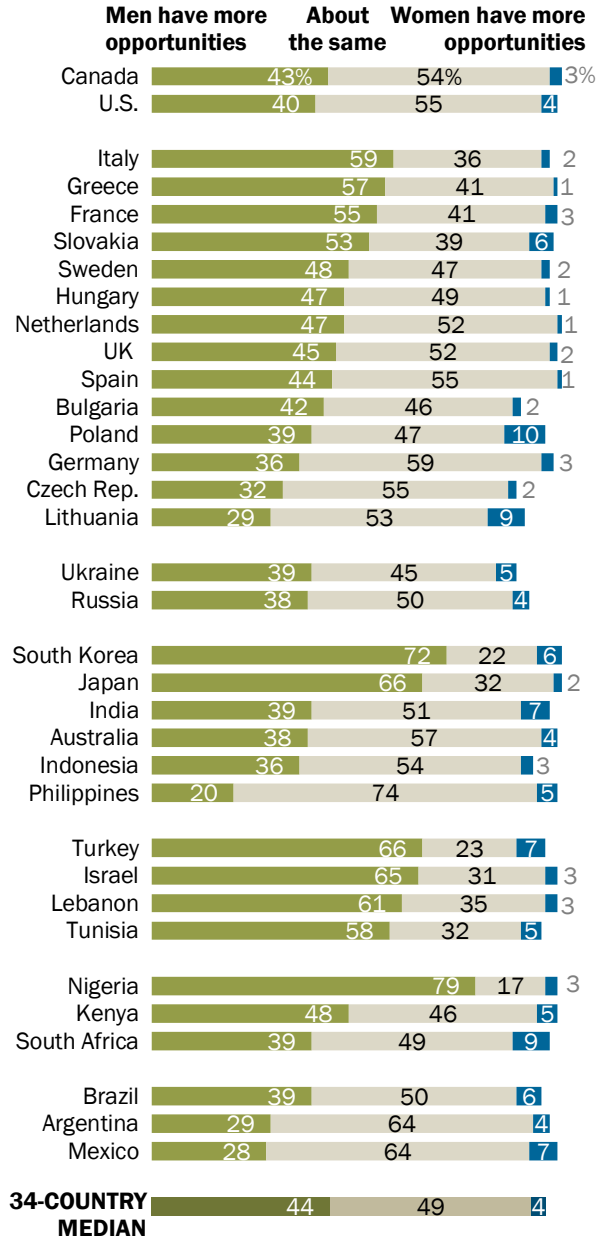
When it comes to opportunities to be leaders in their community, majorities in Nigeria, South Korea, Japan, Turkey, Israel, Lebanon, Italy, Tunisia, Greece and France say men in their country have more opportunities than women; about half in Slovakia say the same.

Even in many countries where majorities or pluralities believe men and women in their country generally have the same opportunities to be leaders in their community, sizable shares say men have more opportunities than women. For example, about four-in-ten or more in Spain, Canada, the U.S., Brazil, South Africa, India, Russia and Australia say this is the case in their country.

For the most part, men and women offer similar views on this. But to the extent that there is a difference, women tend to be more likely than men to see an advantage for men in getting opportunities to be leaders in their community. The exception is Kenya, where men (53%) are more likely than women (43%) to say men have more opportunities to be leaders in their community.

### Men seen as having more opportunities to be leaders in their community

% who say \_\_\_ in their country when it comes to being leaders in their community



Note: Don't know responses not shown.

Source: Spring 2019 Global Attitudes Survey. Q65a.

"Worldwide Optimism About Future of Gender Equality, Even as Many See Advantages for Men"

PEW RESEARCH CENTER

## Publics see more gender parity when it comes to people’s opportunities to express their political views and to get a good education

In 30 of the 34 countries surveyed, majorities or pluralities think men and women in their country have about the same opportunities when it comes to expressing their political views. About half in Japan also believe this, but an identical share says men have more opportunities than women.

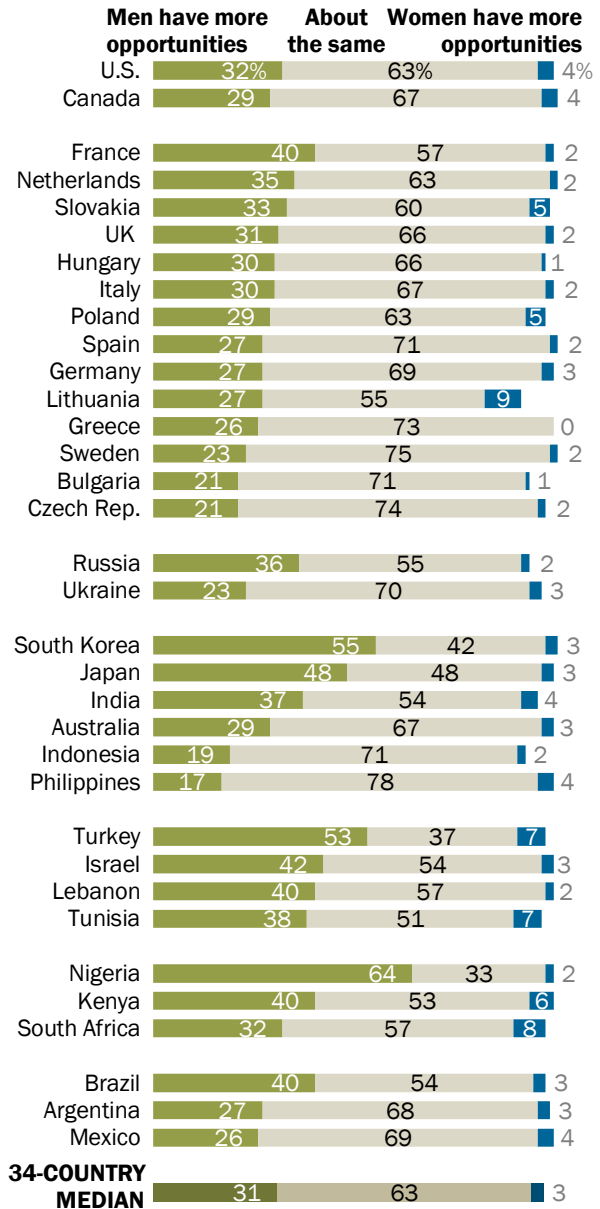
More than six-in-ten Nigerians (64%) say men in their country have more opportunities than women when it comes to expressing their political views, as do 55% in South Korea and 53% in Turkey. Even in countries where majorities or pluralities believe men and women have about the same opportunities in this area, the shares saying men have more opportunities than women exceed the shares saying women have more opportunities by at least 10 percentage points.

Opinions on this generally do not vary significantly by gender, but in nine countries, women are far more likely than men to say men in their country have more opportunities to express their political views. For example, in South Korea, a majority of women (60%) think men in their country have more opportunities to express their political views, compared with 49% of South Korean men.

Gender gaps are also evident in the Netherlands (41% of women vs. 28% of men say men have

## In most countries, men and women seen as having similar opportunities to express political views

% who say \_\_\_ in their country when it comes to expressing their political views



Note: Don't know responses not shown.  
 Source: Spring 2019 Global Attitudes Survey. Q65d.  
 "Worldwide Optimism About Future of Gender Equality, Even as Many See Advantages for Men"

more opportunities), Australia (36% vs. 23%), Spain (34% vs. 21%), Canada (34% vs. 23%), France (45% vs. 35%), the UK (36% vs. 27%), the U.S. (36% vs. 28%) and the Czech Republic (24% vs. 17%).

Kenya is the only country surveyed where men are more likely than women to say men in their country have more opportunities to express their political views. More than four-in-ten Kenyan men (45%) say this, compared with 35% of Kenyan women.

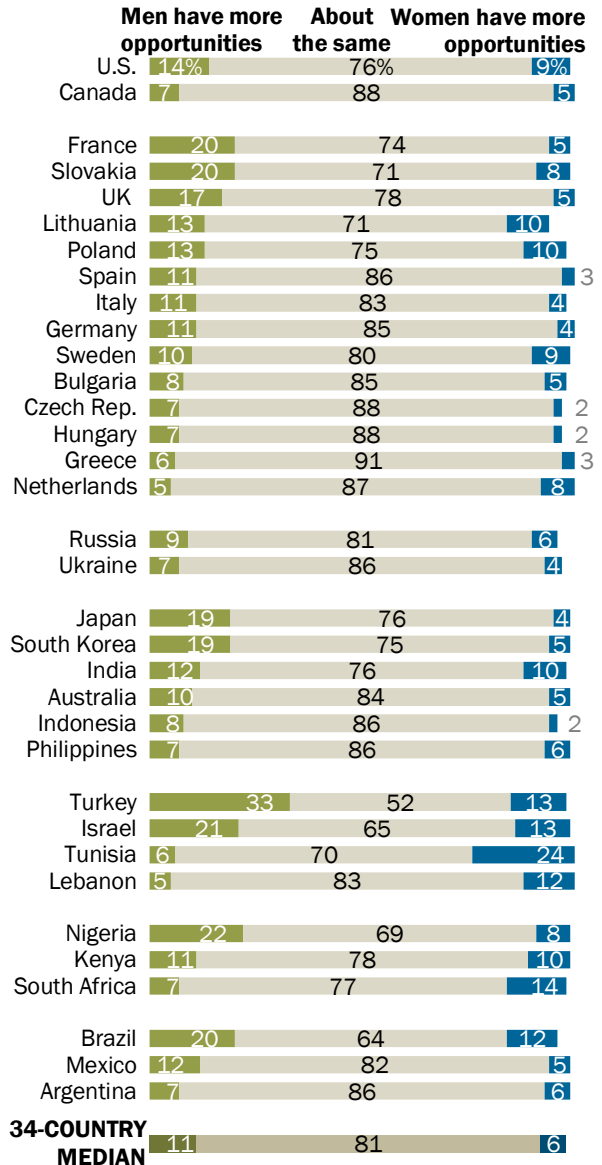
When it comes to getting a good education, majorities in all but one country surveyed – ranging from 64% in Brazil to 91% in Greece – say men and women in their country have about the same opportunities. About half say the same in Turkey.

One-third of the public in Turkey and about one-in-five in Nigeria, Israel, France, Slovakia, Brazil, Japan and South Korea think men in their country have more opportunities than women when it comes to getting a good education; smaller shares in these countries think women have more opportunities than men.

Tunisia is the only country surveyed where a significantly larger share says women have more opportunities than men to get a good education than say men have more opportunities than women. About a quarter of Tunisians (24%) see women as having more opportunities in this area, compared with 6%

## Most see gender parity in opportunities for getting a good education

% who say \_\_\_ in their country when it comes to getting a good education



Note: Don't know responses not shown.

Source: Spring 2019 Global Attitudes Survey. Q65b.

"Worldwide Optimism About Future of Gender Equality, Even as Many See Advantages for Men"

PEW RESEARCH CENTER

who say men do; 70% believe men and women have about the same opportunities to get a good education.

With the exception of Turkey, majorities of men and women across the countries surveyed believe both genders have about the same opportunities when it comes to getting a good education. And for the most part, differences in how men and women see this are modest at best.

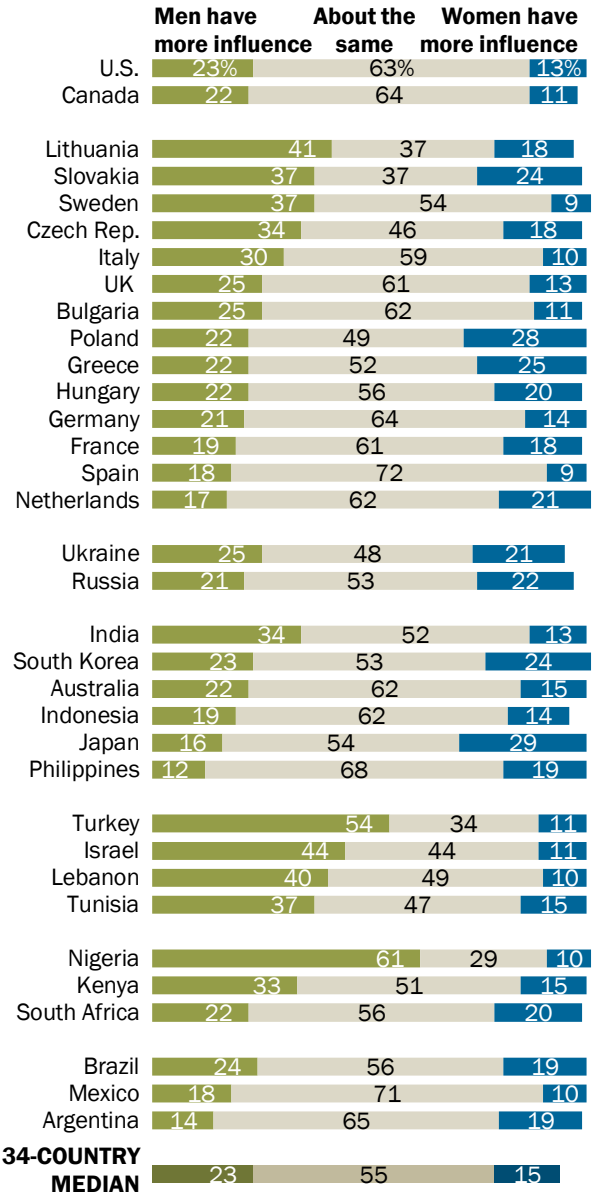
### Many say men have more influence than women when it comes to making important decisions about household finances

Across the 34 countries surveyed, a median of 55% say that, in a family, men and women have about the same influence when it comes to making important decisions about household finances; 23% say men generally have more influence and 15% say women do.

To the extent that people see one gender having more influence when it comes to making important decisions about household finances, men are generally seen as having more influence than women. In 16 of the 34 countries surveyed, more say men have more influence than say women do by a margin of at least 10 percentage points. The gap is particularly wide in Nigeria, where 61% say men generally have more influence in this area (compared with 10% who say women do), Turkey (54% vs. 11%), Israel (44% vs. 11%), Lebanon (40% vs. 10%) and Sweden (37% vs. 9%). In each of these

### In many countries, sizable shares say men have more influence than women in decisions about household finances

*% who say that, in a family, \_\_\_ when it comes to making important decisions about household finances*



Note: Don't know responses not shown.

Source: Spring 2019 Global Attitudes Survey, Q64a.

"Worldwide Optimism About Future of Gender Equality, Even as Many See Advantages for Men"

PEW RESEARCH CENTER

countries, people are at least four times as likely to say men have more influence as they are to say women do.

Among European publics, majorities or pluralities in 12 of 14 countries surveyed say men and women generally have about the same influence in making important decisions about household finances. The only two European countries surveyed where this is not the case are Lithuania and Slovakia, where similar or equal shares say both genders have about the same influence as say men have more influence in this area.

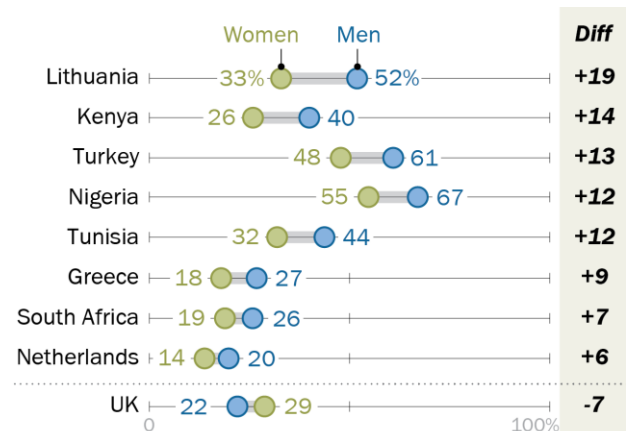
Majorities in the three Latin American countries surveyed – Mexico, Argentina and Brazil – say men and women have about the same influence in making important decisions about household finances. This is also the case in the Philippines, Canada, the U.S., Australia, Indonesia and South Africa.

Japan is the only country where the share saying women have more influence when it comes to making important decisions about household finances is significantly larger than the share saying men do (29% vs. 16%). Still, 54% in Japan say men and women generally have about the same influence.

In most of the countries surveyed, men and women have similar views on this question, but where differences emerge, men are typically more likely than women to say men in their country have more influence when it comes to important decisions about household finances, while women are more likely to say either women do or that both are about equal. For example, 61% of men in Turkey (vs. 48% of women) say men in their country have more influence than women. The UK is the only country surveyed where women are more likely than men to say men have more influence when it comes to making important decisions about household finances.

### Larger shares of men than women say men have more influence in decisions about household finances

*% of \_\_\_ who say that, in a family, men generally have more influence when it comes to making important decisions about household finances*



Note: All differences shown are statistically significant.  
Source: Spring 2019 Global Attitudes Survey. Q64a.  
"Worldwide Optimism About Future of Gender Equality, Even as Many See Advantages for Men"

PEW RESEARCH CENTER

## Larger shares say women have more influence when it comes to how to raise children than say men do

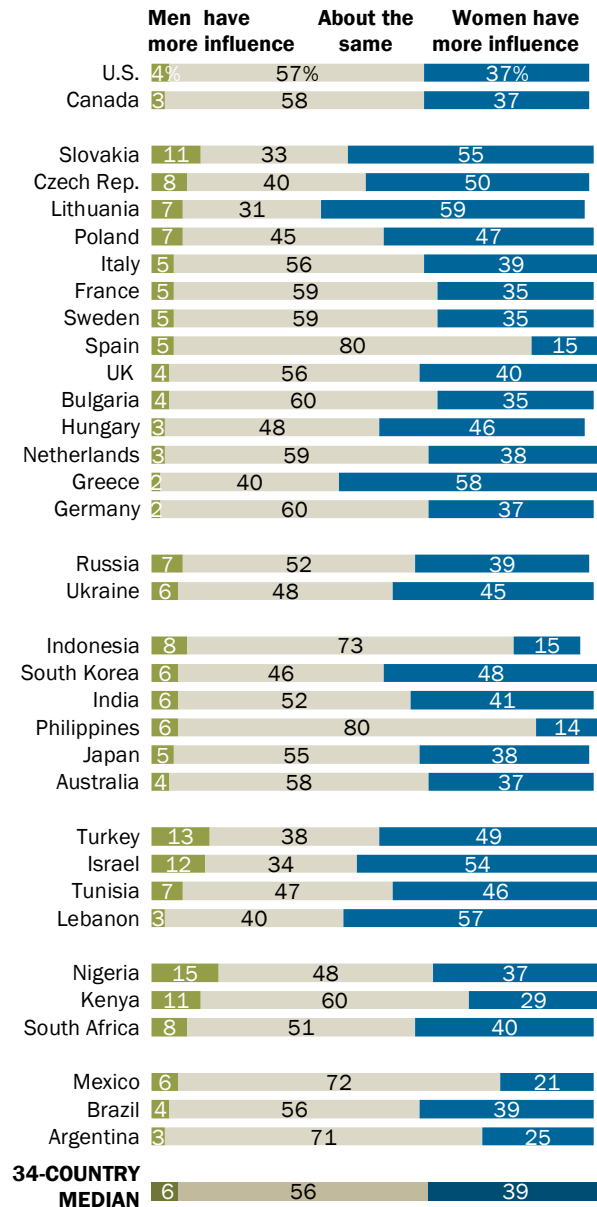
When it comes to who in a family has more influence when it comes to making important decisions about how to raise children, a median of 56% across the 34 countries surveyed say men and women have about the same influence; 39% say women have more influence and just 6% say men do.

Majorities in 18 of the 34 countries surveyed say that, in a family, men and women have about the same influence when it comes to making important decisions about how to raise children. Still, in nearly every country, far larger shares say women have more influence in this area than say men do. And in seven of the 34 countries – Lithuania, Greece, Lebanon, Slovakia, Israel, the Czech Republic and Turkey – majorities or pluralities say women in their country have more influence than men in making important decisions about raising children.

Men and women generally agree in their assessments of who has more influence when it comes to decisions about how to raise children, but there are exceptions. For example, in Brazil, women (43%) are more likely than men (34%) to say women in their country have more influence in making important decisions in this area; in turn, Brazilian men (61%) are more likely than Brazilian women (52%) to say both have about the same influence.

## When it comes to decisions about child rearing, many say women have more influence than men

*% who say that, in a family, \_\_\_ when it comes to making important decisions about how to raise children*



Note: Don't know responses not shown.

Source: Spring 2019 Global Attitudes Survey. Q64b.

"Worldwide Optimism About Future of Gender Equality, Even as Many See Advantages for Men"

PEW RESEARCH CENTER



## People generally think men and women have about the same influence when it comes to decisions about their family's religious practices

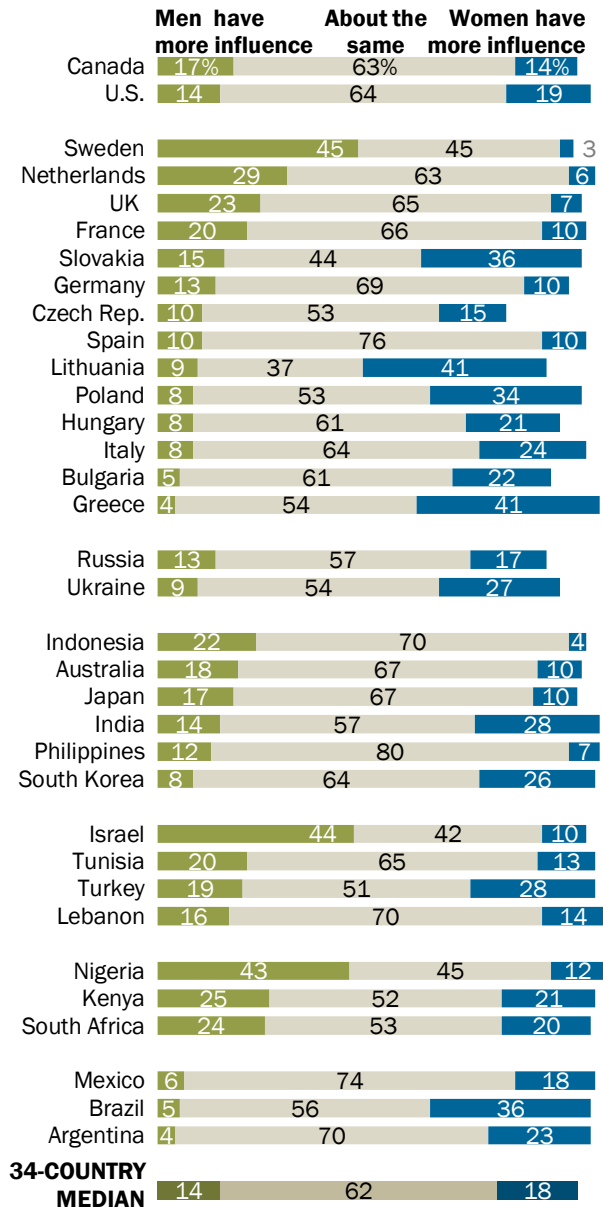
Across the 34 countries surveyed, a median of 62% say that, in a family, men and women generally have about the same influence when it comes to making important decisions about their family's religious practices; 18% say women have more influence, while 14% say men do.

Across most of the countries surveyed, majorities or pluralities say men and women have about the same influence when it comes to making important decisions about their family's religious practices. There are a few exceptions to this pattern. In Sweden, Israel and Nigeria, similar shares say men and women have about the same influence as say men have more influence than women in this area. And in Lithuania, 37% say men and women have the same influence and 41% say women have more influence.

In Israel, Kenya, Nigeria and South Africa, men are more likely than women to say that men in their country have more influence when it comes to making important decisions about their family's religious practices. About half of men in Israel (51%) and Nigeria (49%) say this, compared with 38% of Israeli women and 36% of Nigerian women. And while about three-in-ten South African (28%) and Kenyan (31%) men say men in their country have more

## Most see gender parity when it comes to making decisions about religion

*% who say that, in a family, \_\_\_ when it comes to making important decisions about their family's religious practices*



Note: Don't know responses not shown.

Source: Spring 2019 Global Attitudes Survey. Q64c.

"Worldwide Optimism About Future of Gender Equality, Even as Many See Advantages for Men"

PEW RESEARCH CENTER

influence over important decisions about their family's religious practices, two-in-ten women in each of those countries say the same.

In turn, women in Brazil, South Korea, Nigeria, Russia, France and Lebanon are more likely than their male counterparts to say *women* have more influence in making important decisions about their family's religious practices. The gender difference is largest in Brazil, where 42% of women – vs. 29% of men – hold this view.

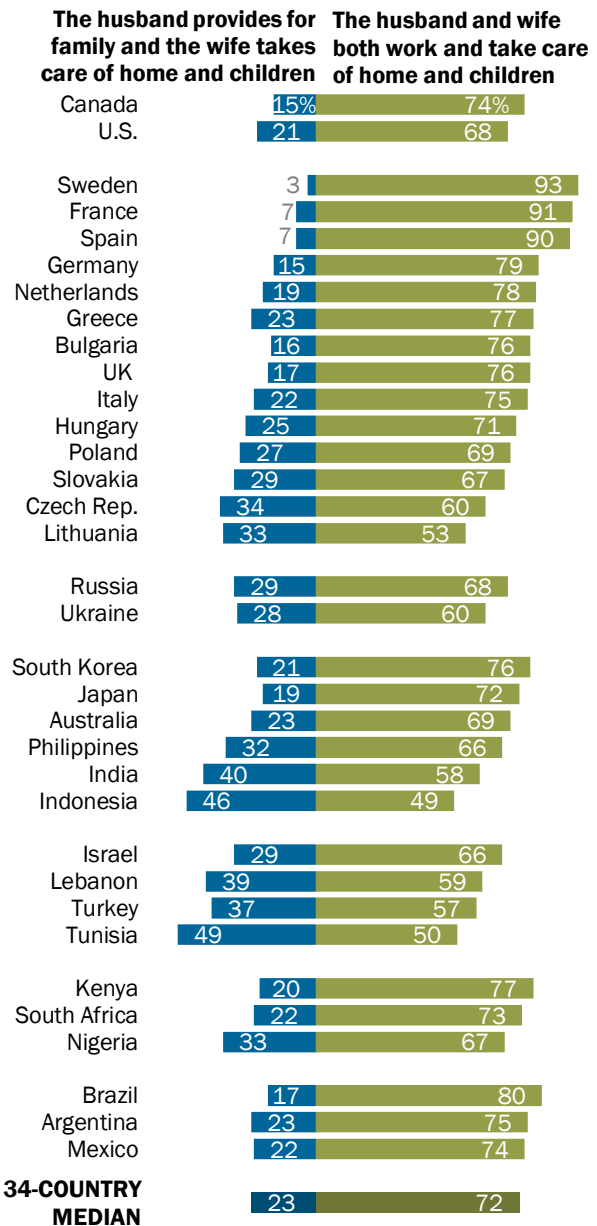
### In nearly all countries surveyed, majorities prefer an egalitarian marriage

A median of 72% across the 34 countries surveyed say a marriage where both the husband and wife have jobs and take care of the house and children is a more satisfying way of life than one where the husband provides for the family and the wife takes care of the house and children. The shares saying that a more egalitarian marriage is better are lowest in Lithuania, Tunisia and Indonesia.

Publics in Sweden, France and Spain are the most likely to say an egalitarian marriage is preferable to one where the husband provides for the family and the wife takes care of the house and children. This view is also widespread in Brazil, Germany, the Netherlands, Greece, Kenya, Bulgaria, the UK, South Korea, Italy and Argentina, where at least three-quarters say the same.

## Majorities across the globe prefer an egalitarian marriage

% who see a marriage where \_\_\_\_ as a more satisfying way of life



Note: Volunteered "other," "neither" and don't know responses not shown.

Source: Spring 2019 Global Attitudes Survey. Q61.

"Worldwide Optimism About Future of Gender Equality, Even as Many See Advantages for Men"

PEW RESEARCH CENTER

In Tunisia and Indonesia, views on the more satisfying type of marriage are split. About half in each country prefer a marriage where the husband and wife both have jobs and take care of the house, while similar shares prefer a marriage with more traditional gender roles.

Even in some countries where majorities or pluralities prefer an egalitarian marriage, substantial shares say a marriage where the husband provides for the family and the wife takes care of the house and family would be more satisfying. For example, a third or more in India, Lebanon, Turkey, the Czech Republic, Nigeria and Lithuania say a more traditional marriage would be preferable.

Views on this vary somewhat by gender, but the differences tend to be relatively small, even in some countries where they are statistically different. In Poland, Turkey and Argentina, women are more likely than men to prefer an egalitarian marriage by a double-digit margin (10 percentage points in Poland, 11 points in Turkey and 12 points in Argentina).

Opinions vary more widely across educational attainment. Those with more education more likely to prefer a marriage where both the husband and wife have jobs and take care of the house and children in most of the countries surveyed. In fact, in 17 countries, those with more education are more likely to say this by 10 or more points, including difference of at least 20 points in Turkey (25 points more likely), Lebanon (21 points) and Brazil (20 points).

Age is also linked to views on what type of marriage is preferable in about half of the countries surveyed, with people younger than 30 more likely than those ages 50 and older to say a marriage where both the husband and wife have jobs and take care of the house and children is the more satisfying way of life. The difference is particularly pronounced in Lithuania, where 71% of those younger than 30 prefer an egalitarian marriage, compared with 43% of those ages 50 and older. There are also double-digit age differences in the U.S., Canada, Italy, the UK, the Czech Republic, Poland, Slovakia, Australia, South Korea, Lebanon, Tunisia, Argentina, Brazil and Mexico.

Preference for an egalitarian marriage has increased in three of the 16 countries where this question was also asked in 2010 (by 11 percentage points in South Korea, 8 points in Argentina and 6 points in Nigeria). In contrast, smaller shares now see an egalitarian marriage as preferable in Turkey, Indonesia, Russia and Germany. The steepest decline is in Turkey. About six-in-ten (57%) now say a marriage where both the husband and wife have jobs and take care of the house and children is the more satisfying way of life, compared with 72% a decade ago.

## Acknowledgments

This report is a collaborative effort based on the input and analysis of the following individuals.

Juliana Horowitz, *Associate Director, Research*

Janell Fetterolf, *Research Associate*

Tanya Ardit, *Communications Manager*

James Bell, *Vice President, Global Strategy*

Alexandra Castillo, *Research Associate*

Jeremiah Cha, *Research Assistant*

Aidan Connaughton, *Research Assistant*

Stefan S. Cornibert, *Communications Manager*

Claudia Deane, *Vice President, Research*

Kat Devlin, *Research Associate*

Moira Fagan, *Research Analyst*

Shannon Greenwood, *Digital Producer*

Christine Huang, *Research Analyst*

Michael Keegan, *Senior Information Graphics Designer*

David Kent, *Copy Editor*

Nicholas O. Kent, *Research Assistant*

Colin Lahiff, *Communications Associate*

Gar Meng Leong, *Communications Associate*

Clark Letterman, *Senior Researcher*

J.J. Moncus, *Research Assistant*

Martha McRoy, *Research Methodologist*

Mara Mordecai, *Research Assistant*

Patrick Moynihan, *Associate Director, International Research Methods*

Stacy Pancratz, *Research Methodologist*

Kim Parker, *Director, Social Trends Research*

Jacob Poushter, *Associate Director, Global Attitudes Research*

Audrey Powers, *Senior Operations Associate*

Shannon Schumacher, *Research Associate*

Laura Silver, *Senior Researcher*

Richard Wike, *Director, Global Attitudes Research*

## Methodology

### About Pew Research Center's Spring 2019 Global Attitudes Survey

Results for the survey are based on telephone and face-to-face interviews conducted under the direction of Gallup and Abt Associates. The results are based on national samples, unless otherwise noted. More details about our international survey methodology and country-specific sample designs are [available here](#).

# Topline questionnaire

**Pew Research Center**  
**Spring 2019 Global Attitudes Survey**  
**April 30, 2020 Release**

## Methodological notes:

- Survey results are based on national samples. For further details on sample designs, see Methodology section and our [international survey methods database](#).
- Due to rounding, percentages may not total 100%. The topline “total” columns show 100%, because they are based on unrounded numbers.
- Since 2007, Pew Research Center has used an automated process to generate toplines for its Global Attitudes surveys. As a result, numbers may differ slightly from those published prior to 2007.
- For some countries, trends for certain years are omitted due to differences in sample design or population coverage. Omitted trends often reflect less representative samples than more recent surveys in the same countries. Trends that are omitted include:
  - India prior to Winter 2013-2014
  - Brazil prior to 2010
  - Nigeria prior to 2010
  - Indonesia prior to 2005
- Not all questions included in the Spring 2019 Global Attitudes Survey are presented in this topline. Omitted questions have either been previously released or will be released in future reports.

		Q55c. How important is it to have the following things in our country? Is it very important, somewhat important, not too important or not important at all? c. women have the same rights as men					
		Very important	Somewhat important	Not too important	Not important at all	DK/Refused	Total
United States	Spring, 2019	91	7	0	1	0	100
	Spring, 2015	91	7	1	0	0	100
Canada	Spring, 2019	93	5	0	1	1	100
	Spring, 2015	94	4	1	1	1	100
France	Spring, 2019	90	9	0	1	0	100
	Spring, 2015	83	13	2	1	0	100
Germany	Spring, 2019	90	8	2	1	0	100
	Spring, 2015	92	7	1	0	0	100
Greece	Spring, 2019	85	13	2	0	0	100
Italy	Spring, 2019	74	21	2	2	1	100
	Spring, 2015	82	13	3	1	1	100
Netherlands	Spring, 2019	92	7	1	0	0	100
Spain	Spring, 2019	84	14	1	1	0	100
	Spring, 2015	88	11	1	0	0	100
Sweden	Spring, 2019	96	3	0	0	0	100
United Kingdom	Spring, 2019	92	5	1	2	0	100
	Spring, 2015	92	6	1	0	1	100
Bulgaria	Spring, 2019	73	21	4	0	1	100
Czech Republic	Spring, 2019	70	23	4	1	2	100
Hungary	Spring, 2019	85	12	2	0	0	100
	Spring, 2016	77	18	2	2	1	100
Lithuania	Spring, 2019	62	26	6	2	4	100
Poland	Spring, 2019	69	26	3	1	1	100
	Spring, 2016	69	27	3	0	1	100
	Spring, 2015	64	30	4	1	2	100
Slovakia	Spring, 2019	67	24	7	1	0	100
Russia	Spring, 2019	54	35	6	3	2	100
	Spring, 2015	58	33	6	1	1	100
Ukraine	Spring, 2019	57	31	7	2	2	100
	Spring, 2015	57	30	8	2	3	100
Australia	Spring, 2019	91	7	1	0	0	100
	Spring, 2015	92	7	1	1	0	100
India	Spring, 2019	72	17	4	3	3	100
	Spring, 2015	71	20	3	2	3	100
Indonesia	Spring, 2019	61	22	9	3	5	100
	Spring, 2015	44	34	15	3	4	100
Japan	Spring, 2019	63	25	8	2	1	100
	Spring, 2015	60	30	7	1	2	100
Philippines	Spring, 2019	80	14	4	2	0	100
	Spring, 2015	59	33	8	0	0	100
South Korea	Spring, 2019	56	36	6	2	1	100
	Spring, 2015	64	31	3	1	1	100
Israel	Spring, 2019	64	28	6	2	1	100
	Spring, 2015	69	22	7	1	0	100
Lebanon	Spring, 2019	72	19	5	3	0	100
	Spring, 2015	75	18	5	1	0	100
Tunisia	Spring, 2019	44	24	18	12	2	100
Turkey	Spring, 2019	74	19	4	2	1	100
	Spring, 2015	48	23	12	10	6	100

		Q55c. How important is it to have the following things in our country? Is it very important, somewhat important, not too important or not important at all? c. women have the same rights as men					
		Very important	Somewhat important	Not too important	Not important at all	DK/Refused	Total
Kenya	Spring, 2019	52	19	15	12	0	100
	Spring, 2015	45	31	16	8	0	100
Nigeria	Spring, 2019	43	26	15	15	1	100
	Spring, 2015	54	24	14	7	0	100
South Africa	Spring, 2019	67	14	10	8	1	100
	Spring, 2015	67	21	7	3	2	100
Argentina	Spring, 2019	91	7	1	1	0	100
	Spring, 2015	82	15	3	0	0	100
Brazil	Spring, 2019	88	7	1	2	1	100
	Spring, 2015	82	15	2	1	0	100
Mexico	Spring, 2019	80	16	3	0	1	100
	Spring, 2015	73	19	5	2	1	100

		Q59. All things considered, who has a better life in this country – men or women?				
		Men	Women	Same (DO NOT READ)	DK/Refused	Total
United States	Spring, 2019	57	15	22	7	100
	Spring, 2010	39	23	24	15	100
Canada	Spring, 2019	59	14	20	7	100
France	Spring, 2019	70	9	15	7	100
	Spring, 2010	75	14	9	2	100
	Spring, 1991	44	10	44	3	100
Germany	Spring, 2019	50	11	35	5	100
	Spring, 2010	49	15	27	9	100
	Spring, 1991	44	9	42	5	100
Greece	Spring, 2019	34	21	43	2	100
Italy	Spring, 2019	42	9	46	2	100
	Spring, 1991	33	19	46	3	100
Netherlands	Spring, 2019	56	18	21	5	100
Spain	Spring, 2019	64	11	23	2	100
	Spring, 2010	45	16	33	5	100
	Spring, 1991	35	14	47	4	100
Sweden	Spring, 2019	62	8	22	9	100
United Kingdom	Spring, 2019	61	12	22	5	100
	Spring, 2010	39	16	36	9	100
	Spring, 1991	54	11	29	6	100
Bulgaria	Spring, 2019	21	10	64	5	100
	Spring, 1991	42	15	33	10	100
Czech Republic	Spring, 2019	45	6	43	6	100
	Spring, 1991	53	5	38	5	100
Hungary	Spring, 2019	36	7	52	5	100
	Spring, 1991	42	8	43	7	100
Lithuania	Spring, 2019	26	9	48	17	100
	Spring, 1991	69	6	20	5	100



		Q59. All things considered, who has a better life in this country – men or women?				
		Men	Women	Same (DO NOT READ)	DK/Refused	Total
Poland	Spring, 2019	35	6	56	3	100
	Spring, 2010	55	15	25	6	100
	Spring, 1991	48	6	41	5	100
Slovakia	Spring, 2019	46	13	37	3	100
	Spring, 1991	53	5	38	4	100
Russia	Spring, 2019	30	13	45	11	100
	Spring, 2010	29	14	52	5	100
	Spring, 1991	64	7	21	9	100
Ukraine	Spring, 2019	22	6	65	6	100
	Spring, 1991	73	6	16	5	100
Australia	Spring, 2019	56	15	22	7	100
India	Spring, 2019	34	20	45	2	100
Indonesia	Spring, 2019	48	16	25	11	100
	Spring, 2010	29	15	55	1	100
Japan	Spring, 2019	49	25	15	11	100
	Spring, 2010	29	47	20	5	100
Philippines	Spring, 2019	40	26	32	1	100
South Korea	Spring, 2019	47	35	14	4	100
	Spring, 2010	26	49	23	3	100
Israel	Spring, 2019	52	12	33	2	100
Lebanon	Spring, 2019	47	13	35	4	100
	Spring, 2012	19	32	45	4	100
Tunisia	Spring, 2019	24	37	38	1	100
	Spring, 2012	28	41	29	2	100
Turkey	Spring, 2019	57	23	17	3	100
	Spring, 2012	41	31	25	3	100
	Spring, 2010	33	27	38	2	100
Kenya	Spring, 2019	42	35	21	3	100
	Spring, 2010	36	28	34	2	100
Nigeria	Spring, 2019	46	22	28	3	100
	Spring, 2010	46	25	26	3	100
South Africa	Spring, 2019	41	33	22	4	100
Argentina	Spring, 2019	39	19	30	11	100
	Spring, 2010	27	21	46	6	100
Brazil	Spring, 2019	52	15	25	8	100
	Spring, 2010	42	30	27	1	100
Mexico	Spring, 2019	39	17	37	7	100
	Spring, 2010	27	14	56	3	100

In 1991, 'same' was a volunteered category for Russia, Ukraine and Lithuania.

		Q60. How likely do you think it is that women in our country will eventually have the same rights as men – very likely, somewhat likely, not too likely or not at all likely?						
		Very likely	Somewhat likely	Not too likely	Not at all likely	Women already have the same rights as men (DO NOT READ)	DK/Refused	Total
United States	Spring, 2019	45	30	7	3	14	1	100
Canada	Spring, 2019	51	33	7	2	7	1	100
France	Spring, 2019	40	39	13	5	2	0	100
Germany	Spring, 2019	48	32	12	3	4	1	100
Greece	Spring, 2019	33	28	4	1	33	0	100
Italy	Spring, 2019	25	36	17	4	17	1	100
Netherlands	Spring, 2019	55	35	6	2	2	0	100
Spain	Spring, 2019	37	38	19	4	2	0	100
Sweden	Spring, 2019	44	41	8	1	5	1	100
United Kingdom	Spring, 2019	50	31	9	4	5	1	100
Bulgaria	Spring, 2019	33	27	9	1	28	2	100
Czech Republic	Spring, 2019	21	29	16	3	26	5	100
Hungary	Spring, 2019	14	27	19	4	31	4	100
Lithuania	Spring, 2019	16	33	16	5	23	7	100
Poland	Spring, 2019	20	37	11	2	27	2	100
Slovakia	Spring, 2019	20	37	17	3	20	2	100
Russia	Spring, 2019	25	39	14	5	12	4	100
Ukraine	Spring, 2019	14	29	12	1	41	4	100
Australia	Spring, 2019	50	33	7	2	7	1	100
India	Spring, 2019	54	34	5	3	2	3	100
Indonesia	Spring, 2019	48	31	7	4	1	9	100
Japan	Spring, 2019	19	47	27	4	2	2	100
Philippines	Spring, 2019	49	39	7	2	2	1	100
South Korea	Spring, 2019	43	41	12	2	2	0	100
Israel	Spring, 2019	31	34	21	3	10	1	100
Lebanon	Spring, 2019	40	35	12	4	8	1	100
Tunisia	Spring, 2019	33	31	15	9	10	2	100
Turkey	Spring, 2019	22	46	14	10	3	5	100
Kenya	Spring, 2019	35	39	13	12	0	2	100
Nigeria	Spring, 2019	27	32	23	16	1	1	100
South Africa	Spring, 2019	47	28	12	10	2	2	100
Argentina	Spring, 2019	59	27	9	2	1	2	100
Brazil	Spring, 2019	51	23	17	5	1	2	100
Mexico	Spring, 2019	51	37	8	2	1	1	100

		Q61. Now I'd like to ask you about your preference – what kind of marriage do you think is the more satisfying way of life?						
		One where the husband provides for the family and the wife takes care of the house and children	One where the husband and wife both have jobs and together take care of the house and children	One where the wife provides for the family and the husband takes care of the house and children (DO NOT READ)	Other (DO NOT READ)	Neither (DO NOT READ)	DK/Refused	Total
United States	Spring, 2019	21	68	1	4	2	4	100
	Spring, 2010	25	71	0	0	0	4	100
	Summer, 2002	37	58	0	0	0	5	100
Canada	Spring, 2019	15	74	0	3	4	4	100
	Summer, 2002	26	66	0	0	0	8	100
France	Spring, 2019	7	91	0	0	0	1	100
	Spring, 2010	9	91	0	0	0	0	100
	Summer, 2002	13	86	0	0	0	1	100
	Spring, 1991	30	64	0	3	0	3	100
Germany	Spring, 2019	15	79	1	1	1	3	100
	Spring, 2010	12	85	0	0	0	3	100
	Summer, 2002	18	80	0	0	0	2	100
	Spring, 1991	36	58	0	2	0	3	100
Greece	Spring, 2019	23	77	0	0	0	0	100
Italy	Spring, 2019	22	75	2	1	1	1	100
	Summer, 2002	24	74	0	0	0	2	100
	Spring, 1991	35	62	0	3	0	1	100
Netherlands	Spring, 2019	19	78	1	0	1	2	100
Spain	Spring, 2019	7	90	0	1	0	1	100
	Spring, 2010	7	91	0	0	0	2	100
	Spring, 1991	30	67	0	1	0	2	100
Sweden	Spring, 2019	3	93	1	2	0	2	100
United Kingdom	Spring, 2019	17	76	1	1	3	2	100
	Spring, 2010	22	71	0	0	0	7	100
	Summer, 2002	23	71	0	0	0	6	100
	Spring, 1991	28	64	0	5	0	3	100
Bulgaria	Spring, 2019	16	76	4	0	1	2	100
	Summer, 2002	23	74	0	0	0	3	100
	Spring, 1991	40	54	0	1	0	5	100
Czech Republic	Spring, 2019	34	60	1	2	1	2	100
	Summer, 2002	28	70	0	0	0	2	100
	Spring, 1991	55	40	0	2	0	3	100
Hungary	Spring, 2019	25	71	1	0	1	1	100
	Spring, 1991	60	36	0	3	0	1	100
Lithuania	Spring, 2019	33	53	4	1	3	7	100
	Spring, 1991	62	36	0	0	0	2	100
Poland	Spring, 2019	27	69	2	0	0	1	100
	Spring, 2010	28	68	0	0	0	4	100
	Summer, 2002	39	60	0	0	0	1	100
	Spring, 1991	57	41	0	1	0	2	100
Slovakia	Spring, 2019	29	67	3	0	1	1	100
	Summer, 2002	25	74	0	0	0	1	100
	Spring, 1991	54	42	0	1	0	3	100
Russia	Spring, 2019	29	68	0	0	1	2	100
	Spring, 2010	25	74	0	0	0	1	100
	Summer, 2002	42	56	0	0	0	2	100
	Spring, 1991	48	46	0	2	0	4	100
Ukraine	Spring, 2019	28	60	3	1	1	7	100
	Summer, 2002	36	64	0	0	0	1	100
	Spring, 1991	53	44	0	1	0	2	100
Australia	Spring, 2019	23	69	1	2	2	4	100
India	Spring, 2019	40	58	1	0	0	1	100

		Q61. Now I'd like to ask you about your preference – what kind of marriage do you think is the more satisfying way of life?						
		One where the husband provides for the family and the wife takes care of the house and children	One where the husband and wife both have jobs and together take care of the house and children	One where the wife provides for the family and the husband takes care of the house and children (DO NOT READ)	Other (DO NOT READ)	Neither (DO NOT READ)	DK/Refused	Total
Ukraine	Spring, 2019	28	60	3	1	1	7	100
	Summer, 2002	36	64	0	0	0	1	100
	Spring, 1991	53	44	0	1	0	2	100
Australia	Spring, 2019	23	69	1	2	2	4	100
India	Spring, 2019	40	58	1	0	0	1	100
Indonesia	Spring, 2019	46	49	1	0	0	3	100
	Spring, 2010	43	56	0	0	0	1	100
Japan	Spring, 2019	19	72	0	0	6	3	100
	Spring, 2010	27	68	0	0	0	5	100
	Summer, 2002	32	66	0	0	0	2	100
Philippines	Spring, 2019	32	66	1	0	0	0	100
	Summer, 2002	37	62	0	0	0	0	100
South Korea	Spring, 2019	21	76	0	1	1	1	100
	Spring, 2010	33	65	0	0	0	2	100
	Summer, 2002	34	65	0	0	0	1	100
Israel	Spring, 2019	29	66	1	1	2	1	100
Lebanon	Spring, 2019	39	59	1	0	0	1	100
	Summer, 2002	35	64	0	0	0	1	100
Tunisia	Spring, 2019	49	50	0	0	1	0	100
Turkey	Spring, 2019	37	57	2	1	1	2	100
	Spring, 2010	25	72	0	0	0	2	100
	Summer, 2002	29	69	0	0	0	2	100
Kenya	Spring, 2019	20	77	1	0	0	1	100
	Spring, 2010	18	81	0	0	0	1	100
	Summer, 2002	20	78	0	0	0	2	100
Nigeria	Spring, 2019	33	67	1	0	0	0	100
	Spring, 2010	38	61	0	0	0	1	100
South Africa	Spring, 2019	22	73	3	0	0	2	100
	Summer, 2002	20	80	0	0	0	0	100
Argentina	Spring, 2019	23	75	1	0	0	1	100
	Spring, 2010	30	67	0	0	0	2	100
	Summer, 2002	35	63	0	0	0	2	100
Brazil	Spring, 2019	17	80	1	0	0	2	100
	Spring, 2010	15	84	0	0	0	0	100
Mexico	Spring, 2019	22	74	1	1	0	2	100
	Spring, 2010	21	76	0	0	0	2	100
	Summer, 2002	32	67	0	0	0	1	100

In 2010 and 2002, no volunteered categories were specified. In 1991, only a volunteered 'other' category was specified.

		Q62. Please tell me whether you completely agree, mostly agree, mostly disagree, or completely disagree with the following statement: when jobs are scarce, men should have more right to a job than women					
		Completely agree	Mostly agree	Mostly disagree	Completely disagree	DK/Refused	Total
United States	Spring, 2019	5	8	18	67	2	100
	Spring, 2010	4	10	21	64	2	100
Canada	Spring, 2019	3	8	21	67	1	100
France	Spring, 2019	10	12	21	57	1	100
	Spring, 2010	8	12	16	64	0	100
Germany	Spring, 2019	9	11	15	63	2	100
	Spring, 2010	4	15	19	61	2	100
Greece	Spring, 2019	17	29	30	23	1	100
Italy	Spring, 2019	15	25	23	34	3	100
Netherlands	Spring, 2019	6	8	17	69	0	100
Spain	Spring, 2019	7	5	22	66	0	100
	Spring, 2010	2	10	34	53	1	100
Sweden	Spring, 2019	3	4	9	83	1	100
United Kingdom	Spring, 2019	5	9	19	65	1	100
	Spring, 2010	4	8	16	69	3	100
Bulgaria	Spring, 2019	12	28	26	28	5	100
Czech Republic	Spring, 2019	12	25	23	35	5	100
Hungary	Spring, 2019	13	22	18	43	4	100
Lithuania	Spring, 2019	8	20	20	44	8	100
Poland	Spring, 2019	12	30	22	29	7	100
	Spring, 2010	16	28	27	24	4	100
Slovakia	Spring, 2019	20	39	22	15	4	100
Russia	Spring, 2019	29	16	28	24	3	100
	Spring, 2010	25	22	21	28	3	100
Ukraine	Spring, 2019	13	30	17	30	9	100
Australia	Spring, 2019	5	10	22	61	1	100
India	Spring, 2019	55	24	9	7	5	100
Indonesia	Spring, 2019	43	30	17	4	6	100
	Spring, 2010	23	51	24	3	0	100
Japan	Spring, 2019	14	29	34	21	3	100
	Spring, 2010	12	29	36	22	1	100
Philippines	Spring, 2019	44	31	14	10	1	100
South Korea	Spring, 2019	20	32	27	19	2	100
	Spring, 2010	25	35	27	12	1	100
Israel	Spring, 2019	15	21	21	40	3	100
Lebanon	Spring, 2019	37	24	17	20	1	100
	Spring, 2012	31	19	18	31	1	100
Tunisia	Spring, 2019	64	17	7	11	1	100
	Spring, 2012	72	14	7	7	0	100
Turkey	Spring, 2019	40	30	10	18	2	100
	Spring, 2012	40	27	20	10	3	100
	Spring, 2010	38	29	18	12	3	100
Kenya	Spring, 2019	40	18	18	22	2	100
	Spring, 2010	25	21	18	35	1	100
Nigeria	Spring, 2019	54	16	11	17	1	100
	Spring, 2010	52	25	10	11	3	100
South Africa	Spring, 2019	37	20	14	28	1	100
Argentina	Spring, 2019	23	14	23	37	2	100
	Spring, 2010	25	18	21	35	2	100

		Q62. Please tell me whether you completely agree, mostly agree, mostly disagree, or completely disagree with the following statement: when jobs are scarce, men should have more right to a job than women					
		Completely agree	Mostly agree	Mostly disagree	Completely disagree	DK/Refused	Total
Brazil	Spring, 2019	22	12	16	48	2	100
	Spring, 2010	23	14	11	52	0	100
Mexico	Spring, 2019	11	28	36	22	3	100
	Spring, 2010	14	14	23	46	3	100

		Q64a. In a family, when it comes to making important decisions about _____, do you think ...? a. Household finances				
		Men generally have more influence	Women generally have more influence	Men and women generally have about the same influence	DK/Refused	Total
United States	Spring, 2019	23	13	63	1	100
Canada	Spring, 2019	22	11	64	2	100
France	Spring, 2019	19	18	61	1	100
Germany	Spring, 2019	21	14	64	2	100
Greece	Spring, 2019	22	25	52	0	100
Italy	Spring, 2019	30	10	59	1	100
Netherlands	Spring, 2019	17	21	62	0	100
Spain	Spring, 2019	18	9	72	0	100
Sweden	Spring, 2019	37	9	54	1	100
United Kingdom	Spring, 2019	25	13	61	1	100
Bulgaria	Spring, 2019	25	11	62	2	100
Czech Republic	Spring, 2019	34	18	46	2	100
Hungary	Spring, 2019	22	20	56	2	100
Lithuania	Spring, 2019	41	18	37	3	100
Poland	Spring, 2019	22	28	49	1	100
Slovakia	Spring, 2019	37	24	37	1	100
Russia	Spring, 2019	21	22	53	4	100
Ukraine	Spring, 2019	25	21	48	6	100
Australia	Spring, 2019	22	15	62	2	100
India	Spring, 2019	34	13	52	1	100
Indonesia	Spring, 2019	19	14	62	4	100
Japan	Spring, 2019	16	29	54	1	100
Philippines	Spring, 2019	12	19	68	0	100
South Korea	Spring, 2019	23	24	53	1	100
Israel	Spring, 2019	44	11	44	1	100
Lebanon	Spring, 2019	40	10	49	0	100
Tunisia	Spring, 2019	37	15	47	0	100
Turkey	Spring, 2019	54	11	34	1	100
Kenya	Spring, 2019	33	15	51	2	100
Nigeria	Spring, 2019	61	10	29	1	100
South Africa	Spring, 2019	22	20	56	2	100
Argentina	Spring, 2019	14	19	65	1	100
Brazil	Spring, 2019	24	19	56	2	100

		<b>Q64a. In a family, when it comes to making important decisions about _____, do you think ...? a. Household finances</b>				
		<b>Men generally have more influence</b>	<b>Women generally have more influence</b>	<b>Men and women generally have about the same influence</b>	<b>DK/Refused</b>	<b>Total</b>
<b>Mexico</b>	<b>Spring, 2019</b>	18	10	71	1	100

		<b>Q64b. In a family, when it comes to making important decisions about _____, do you think ...? b. How to raise children</b>				
		<b>Men generally have more influence</b>	<b>Women generally have more influence</b>	<b>Men and women generally have about the same influence</b>	<b>DK/Refused</b>	<b>Total</b>
<b>United States</b>	<b>Spring, 2019</b>	4	37	57	1	100
<b>Canada</b>	<b>Spring, 2019</b>	3	37	58	2	100
<b>France</b>	<b>Spring, 2019</b>	5	35	59	1	100
<b>Germany</b>	<b>Spring, 2019</b>	2	37	60	1	100
<b>Greece</b>	<b>Spring, 2019</b>	2	58	40	0	100
<b>Italy</b>	<b>Spring, 2019</b>	5	39	56	1	100
<b>Netherlands</b>	<b>Spring, 2019</b>	3	38	59	0	100
<b>Spain</b>	<b>Spring, 2019</b>	5	15	80	0	100
<b>Sweden</b>	<b>Spring, 2019</b>	5	35	59	0	100
<b>United Kingdom</b>	<b>Spring, 2019</b>	4	40	56	0	100
<b>Bulgaria</b>	<b>Spring, 2019</b>	4	35	60	1	100
<b>Czech Republic</b>	<b>Spring, 2019</b>	8	50	40	2	100
<b>Hungary</b>	<b>Spring, 2019</b>	3	46	48	2	100
<b>Lithuania</b>	<b>Spring, 2019</b>	7	59	31	3	100
<b>Poland</b>	<b>Spring, 2019</b>	7	47	45	1	100
<b>Slovakia</b>	<b>Spring, 2019</b>	11	55	33	0	100
<b>Russia</b>	<b>Spring, 2019</b>	7	39	52	2	100
<b>Ukraine</b>	<b>Spring, 2019</b>	6	45	48	1	100
<b>Australia</b>	<b>Spring, 2019</b>	4	37	58	1	100
<b>India</b>	<b>Spring, 2019</b>	6	41	52	1	100
<b>Indonesia</b>	<b>Spring, 2019</b>	8	15	73	4	100
<b>Japan</b>	<b>Spring, 2019</b>	5	38	55	1	100
<b>Philippines</b>	<b>Spring, 2019</b>	6	14	80	0	100
<b>South Korea</b>	<b>Spring, 2019</b>	6	48	46	0	100
<b>Israel</b>	<b>Spring, 2019</b>	12	54	34	0	100
<b>Lebanon</b>	<b>Spring, 2019</b>	3	57	40	0	100
<b>Tunisia</b>	<b>Spring, 2019</b>	7	46	47	0	100
<b>Turkey</b>	<b>Spring, 2019</b>	13	49	38	0	100
<b>Kenya</b>	<b>Spring, 2019</b>	11	29	60	0	100
<b>Nigeria</b>	<b>Spring, 2019</b>	15	37	48	0	100
<b>South Africa</b>	<b>Spring, 2019</b>	8	40	51	2	100
<b>Argentina</b>	<b>Spring, 2019</b>	3	25	71	1	100
<b>Brazil</b>	<b>Spring, 2019</b>	4	39	56	1	100

		<b>Q64b. In a family, when it comes to making important decisions about _____, do you think ...? b. How to raise children</b>				
		<b>Men generally have more influence</b>	<b>Women generally have more influence</b>	<b>Men and women generally have about the same influence</b>	<b>DK/Refused</b>	<b>Total</b>
<b>Mexico</b>	<b>Spring, 2019</b>	6	21	72	0	100

		<b>Q64c. In a family, when it comes to making important decisions about _____, do you think ...? c. Their family's religious practices</b>				
		<b>Men generally have more influence</b>	<b>Women generally have more influence</b>	<b>Men and women generally have about the same influence</b>	<b>DK/Refused</b>	<b>Total</b>
<b>United States</b>	<b>Spring, 2019</b>	14	19	64	3	100
<b>Canada</b>	<b>Spring, 2019</b>	17	14	63	6	100
<b>France</b>	<b>Spring, 2019</b>	20	10	66	4	100
<b>Germany</b>	<b>Spring, 2019</b>	13	10	69	7	100
<b>Greece</b>	<b>Spring, 2019</b>	4	41	54	1	100
<b>Italy</b>	<b>Spring, 2019</b>	8	24	64	3	100
<b>Netherlands</b>	<b>Spring, 2019</b>	29	6	63	2	100
<b>Spain</b>	<b>Spring, 2019</b>	10	10	76	3	100
<b>Sweden</b>	<b>Spring, 2019</b>	45	3	45	7	100
<b>United Kingdom</b>	<b>Spring, 2019</b>	23	7	65	5	100
<b>Bulgaria</b>	<b>Spring, 2019</b>	5	22	61	12	100
<b>Czech Republic</b>	<b>Spring, 2019</b>	10	15	53	22	100
<b>Hungary</b>	<b>Spring, 2019</b>	8	21	61	10	100
<b>Lithuania</b>	<b>Spring, 2019</b>	9	41	37	13	100
<b>Poland</b>	<b>Spring, 2019</b>	8	34	53	4	100
<b>Slovakia</b>	<b>Spring, 2019</b>	15	36	44	5	100
<b>Russia</b>	<b>Spring, 2019</b>	13	17	57	13	100
<b>Ukraine</b>	<b>Spring, 2019</b>	9	27	54	10	100
<b>Australia</b>	<b>Spring, 2019</b>	18	10	67	5	100
<b>India</b>	<b>Spring, 2019</b>	14	28	57	2	100
<b>Indonesia</b>	<b>Spring, 2019</b>	22	4	70	4	100
<b>Japan</b>	<b>Spring, 2019</b>	17	10	67	7	100
<b>Philippines</b>	<b>Spring, 2019</b>	12	7	80	0	100
<b>South Korea</b>	<b>Spring, 2019</b>	8	26	64	2	100
<b>Israel</b>	<b>Spring, 2019</b>	44	10	42	3	100
<b>Lebanon</b>	<b>Spring, 2019</b>	16	14	70	1	100
<b>Tunisia</b>	<b>Spring, 2019</b>	20	13	65	2	100
<b>Turkey</b>	<b>Spring, 2019</b>	19	28	51	3	100
<b>Kenya</b>	<b>Spring, 2019</b>	25	21	52	2	100
<b>Nigeria</b>	<b>Spring, 2019</b>	43	12	45	1	100
<b>South Africa</b>	<b>Spring, 2019</b>	24	20	53	3	100
<b>Argentina</b>	<b>Spring, 2019</b>	4	23	70	4	100
<b>Brazil</b>	<b>Spring, 2019</b>	5	36	56	3	100



		<b>Q64c. In a family, when it comes to making important decisions about _____, do you think ...? c. Their family's religious practices</b>				
		<b>Men generally have more influence</b>	<b>Women generally have more influence</b>	<b>Men and women generally have about the same influence</b>	<b>DK/Refused</b>	<b>Total</b>
<b>Mexico</b>	<b>Spring, 2019</b>	6	18	74	2	100

		<b>Q65a. In (survey country) today, when it comes to _____ do you think ...? a. Being leaders in their local communities</b>				
		<b>Men generally have more opportunities</b>	<b>Women generally have more opportunities</b>	<b>Opportunities are generally about the same for both</b>	<b>DK/Refused</b>	<b>Total</b>
<b>United States</b>	<b>Spring, 2019</b>	40	4	55	1	100
<b>Canada</b>	<b>Spring, 2019</b>	43	3	54	0	100
<b>France</b>	<b>Spring, 2019</b>	55	3	41	1	100
<b>Germany</b>	<b>Spring, 2019</b>	36	3	59	2	100
<b>Greece</b>	<b>Spring, 2019</b>	57	1	41	1	100
<b>Italy</b>	<b>Spring, 2019</b>	59	2	36	3	100
<b>Netherlands</b>	<b>Spring, 2019</b>	47	1	52	0	100
<b>Spain</b>	<b>Spring, 2019</b>	44	1	55	1	100
<b>Sweden</b>	<b>Spring, 2019</b>	48	2	47	2	100
<b>United Kingdom</b>	<b>Spring, 2019</b>	45	2	52	1	100
<b>Bulgaria</b>	<b>Spring, 2019</b>	42	2	46	10	100
<b>Czech Republic</b>	<b>Spring, 2019</b>	32	2	55	11	100
<b>Hungary</b>	<b>Spring, 2019</b>	47	1	49	3	100
<b>Lithuania</b>	<b>Spring, 2019</b>	29	9	53	9	100
<b>Poland</b>	<b>Spring, 2019</b>	39	10	47	5	100
<b>Slovakia</b>	<b>Spring, 2019</b>	53	6	39	2	100
<b>Russia</b>	<b>Spring, 2019</b>	38	4	50	7	100
<b>Ukraine</b>	<b>Spring, 2019</b>	39	5	45	11	100
<b>Australia</b>	<b>Spring, 2019</b>	38	4	57	0	100
<b>India</b>	<b>Spring, 2019</b>	39	7	51	4	100
<b>Indonesia</b>	<b>Spring, 2019</b>	36	3	54	7	100
<b>Japan</b>	<b>Spring, 2019</b>	66	2	32	1	100
<b>Philippines</b>	<b>Spring, 2019</b>	20	5	74	1	100
<b>South Korea</b>	<b>Spring, 2019</b>	72	6	22	0	100
<b>Israel</b>	<b>Spring, 2019</b>	65	3	31	1	100
<b>Lebanon</b>	<b>Spring, 2019</b>	61	3	35	2	100
<b>Tunisia</b>	<b>Spring, 2019</b>	58	5	32	5	100
<b>Turkey</b>	<b>Spring, 2019</b>	66	7	23	4	100
<b>Kenya</b>	<b>Spring, 2019</b>	48	5	46	1	100
<b>Nigeria</b>	<b>Spring, 2019</b>	79	3	17	1	100
<b>South Africa</b>	<b>Spring, 2019</b>	39	9	49	2	100
<b>Argentina</b>	<b>Spring, 2019</b>	29	4	64	2	100
<b>Brazil</b>	<b>Spring, 2019</b>	39	6	50	5	100

		<b>Q65a. In (survey country) today, when it comes to ____ do you think ...? a. Being leaders in their local communities</b>				
		<b>Men generally have more opportunities</b>	<b>Women generally have more opportunities</b>	<b>Opportunities are generally about the same for both</b>	<b>DK/Refused</b>	<b>Total</b>
<b>Mexico</b>	<b>Spring, 2019</b>	28	7	64	2	100

		<b>Q65b. In (survey country) today, when it comes to ____ do you think ...? b. Getting a good education</b>				
		<b>Men generally have more opportunities</b>	<b>Women generally have more opportunities</b>	<b>Opportunities are generally about the same for both</b>	<b>DK/Refused</b>	<b>Total</b>
<b>United States</b>	<b>Spring, 2019</b>	14	9	76	1	100
<b>Canada</b>	<b>Spring, 2019</b>	7	5	88	0	100
<b>France</b>	<b>Spring, 2019</b>	20	5	74	0	100
<b>Germany</b>	<b>Spring, 2019</b>	11	4	85	0	100
<b>Greece</b>	<b>Spring, 2019</b>	6	3	91	1	100
<b>Italy</b>	<b>Spring, 2019</b>	11	4	83	1	100
<b>Netherlands</b>	<b>Spring, 2019</b>	5	8	87	0	100
<b>Spain</b>	<b>Spring, 2019</b>	11	3	86	0	100
<b>Sweden</b>	<b>Spring, 2019</b>	10	9	80	0	100
<b>United Kingdom</b>	<b>Spring, 2019</b>	17	5	78	1	100
<b>Bulgaria</b>	<b>Spring, 2019</b>	8	5	85	2	100
<b>Czech Republic</b>	<b>Spring, 2019</b>	7	2	88	3	100
<b>Hungary</b>	<b>Spring, 2019</b>	7	2	88	2	100
<b>Lithuania</b>	<b>Spring, 2019</b>	13	10	71	5	100
<b>Poland</b>	<b>Spring, 2019</b>	13	10	75	2	100
<b>Slovakia</b>	<b>Spring, 2019</b>	20	8	71	1	100
<b>Russia</b>	<b>Spring, 2019</b>	9	6	81	3	100
<b>Ukraine</b>	<b>Spring, 2019</b>	7	4	86	3	100
<b>Australia</b>	<b>Spring, 2019</b>	10	5	84	1	100
<b>India</b>	<b>Spring, 2019</b>	12	10	76	1	100
<b>Indonesia</b>	<b>Spring, 2019</b>	8	2	86	5	100
<b>Japan</b>	<b>Spring, 2019</b>	19	4	76	1	100
<b>Philippines</b>	<b>Spring, 2019</b>	7	6	86	0	100
<b>South Korea</b>	<b>Spring, 2019</b>	19	5	75	0	100
<b>Israel</b>	<b>Spring, 2019</b>	21	13	65	1	100
<b>Lebanon</b>	<b>Spring, 2019</b>	5	12	83	0	100
<b>Tunisia</b>	<b>Spring, 2019</b>	6	24	70	0	100
<b>Turkey</b>	<b>Spring, 2019</b>	33	13	52	2	100
<b>Kenya</b>	<b>Spring, 2019</b>	11	10	78	1	100
<b>Nigeria</b>	<b>Spring, 2019</b>	22	8	69	0	100
<b>South Africa</b>	<b>Spring, 2019</b>	7	14	77	2	100
<b>Argentina</b>	<b>Spring, 2019</b>	7	6	86	1	100
<b>Brazil</b>	<b>Spring, 2019</b>	20	12	64	4	100

		<b>Q65b. In (survey country) today, when it comes to _____ do you think ...? b. Getting a good education</b>				
		<b>Men generally have more opportunities</b>	<b>Women generally have more opportunities</b>	<b>Opportunities are generally about the same for both</b>	<b>DK/Refused</b>	<b>Total</b>
<b>Mexico</b>	<b>Spring, 2019</b>	12	5	82	1	100

		<b>Q65c. In (survey country) today, when it comes to _____ do you think ...? c. Getting high-paying jobs</b>				
		<b>Men generally have more opportunities</b>	<b>Women generally have more opportunities</b>	<b>Opportunities are generally about the same for both</b>	<b>DK/Refused</b>	<b>Total</b>
<b>United States</b>	<b>Spring, 2019</b>	60	2	38	1	100
<b>Canada</b>	<b>Spring, 2019</b>	66	2	31	1	100
<b>France</b>	<b>Spring, 2019</b>	77	1	21	0	100
<b>Germany</b>	<b>Spring, 2019</b>	60	2	37	1	100
<b>Greece</b>	<b>Spring, 2019</b>	48	2	48	1	100
<b>Italy</b>	<b>Spring, 2019</b>	63	2	34	1	100
<b>Netherlands</b>	<b>Spring, 2019</b>	62	4	34	0	100
<b>Spain</b>	<b>Spring, 2019</b>	70	1	29	0	100
<b>Sweden</b>	<b>Spring, 2019</b>	79	1	19	0	100
<b>United Kingdom</b>	<b>Spring, 2019</b>	69	2	29	0	100
<b>Bulgaria</b>	<b>Spring, 2019</b>	52	2	44	2	100
<b>Czech Republic</b>	<b>Spring, 2019</b>	61	1	35	3	100
<b>Hungary</b>	<b>Spring, 2019</b>	57	1	39	2	100
<b>Lithuania</b>	<b>Spring, 2019</b>	54	7	35	4	100
<b>Poland</b>	<b>Spring, 2019</b>	54	7	36	3	100
<b>Slovakia</b>	<b>Spring, 2019</b>	62	5	32	2	100
<b>Russia</b>	<b>Spring, 2019</b>	46	3	47	3	100
<b>Ukraine</b>	<b>Spring, 2019</b>	51	3	41	4	100
<b>Australia</b>	<b>Spring, 2019</b>	69	1	29	1	100
<b>India</b>	<b>Spring, 2019</b>	28	7	62	3	100
<b>Indonesia</b>	<b>Spring, 2019</b>	22	4	68	5	100
<b>Japan</b>	<b>Spring, 2019</b>	75	1	23	1	100
<b>Philippines</b>	<b>Spring, 2019</b>	17	6	77	0	100
<b>South Korea</b>	<b>Spring, 2019</b>	75	1	24	0	100
<b>Israel</b>	<b>Spring, 2019</b>	72	3	23	2	100
<b>Lebanon</b>	<b>Spring, 2019</b>	45	6	47	3	100
<b>Tunisia</b>	<b>Spring, 2019</b>	30	19	50	1	100
<b>Turkey</b>	<b>Spring, 2019</b>	49	17	29	4	100
<b>Kenya</b>	<b>Spring, 2019</b>	31	10	57	1	100
<b>Nigeria</b>	<b>Spring, 2019</b>	47	11	42	1	100
<b>South Africa</b>	<b>Spring, 2019</b>	32	9	57	2	100
<b>Argentina</b>	<b>Spring, 2019</b>	45	6	46	2	100
<b>Brazil</b>	<b>Spring, 2019</b>	52	8	38	3	100

		Q65c. In (survey country) today, when it comes to _____ do you think ...? c. Getting high-paying jobs				
		Men generally have more opportunities	Women generally have more opportunities	Opportunities are generally about the same for both	DK/Refused	Total
Mexico	Spring, 2019	36	6	56	2	100

		Q65d. In (survey country) today, when it comes to _____ do you think ...? d. Expressing their political views				
		Men generally have more opportunities	Women generally have more opportunities	Opportunities are generally about the same for both	DK/Refused	Total
United States	Spring, 2019	32	4	63	1	100
Canada	Spring, 2019	29	4	67	1	100
France	Spring, 2019	40	2	57	0	100
Germany	Spring, 2019	27	3	69	1	100
Greece	Spring, 2019	26	0	73	0	100
Italy	Spring, 2019	30	2	67	1	100
Netherlands	Spring, 2019	35	2	63	0	100
Spain	Spring, 2019	27	2	71	0	100
Sweden	Spring, 2019	23	2	75	0	100
United Kingdom	Spring, 2019	31	2	66	1	100
Bulgaria	Spring, 2019	21	1	71	7	100
Czech Republic	Spring, 2019	21	2	74	3	100
Hungary	Spring, 2019	30	1	66	4	100
Lithuania	Spring, 2019	27	9	55	9	100
Poland	Spring, 2019	29	5	63	3	100
Slovakia	Spring, 2019	33	5	60	2	100
Russia	Spring, 2019	36	2	55	7	100
Ukraine	Spring, 2019	23	3	70	4	100
Australia	Spring, 2019	29	3	67	1	100
India	Spring, 2019	37	4	54	5	100
Indonesia	Spring, 2019	19	2	71	9	100
Japan	Spring, 2019	48	3	48	2	100
Philippines	Spring, 2019	17	4	78	1	100
South Korea	Spring, 2019	55	3	42	1	100
Israel	Spring, 2019	42	3	54	1	100
Lebanon	Spring, 2019	40	2	57	1	100
Tunisia	Spring, 2019	38	7	51	4	100
Turkey	Spring, 2019	53	7	37	3	100
Kenya	Spring, 2019	40	6	53	1	100
Nigeria	Spring, 2019	64	2	33	1	100
South Africa	Spring, 2019	32	8	57	4	100
Argentina	Spring, 2019	27	3	68	2	100
Brazil	Spring, 2019	40	3	54	3	100

		<b>Q65d. In (survey country) today, when it comes to ____ do you think ...? d. Expressing their political views</b>				
		<b>Men generally have more opportunities</b>	<b>Women generally have more opportunities</b>	<b>Opportunities are generally about the same for both</b>	<b>DK/Refused</b>	<b>Total</b>
<b>Mexico</b>	<b>Spring, 2019</b>	26	4	69	2	100