

Trafficking in human beings

2013 edition

Trafficking in human beings

2013 edition

*Europe Direct is a service to help you find answers
to your questions about the European Union*

Freephone number (*):

00 800 6 7 8 9 10 11

(*) Certain mobile telephone operators do not allow access
to 00 800 numbers or these calls may be billed.

More information on the European Union is available on the Internet (<http://europa.eu>).

Cataloguing data can be found at the end of this publication

Luxembourg: Publications Office of the European Union, 2013

ISBN 978-92-79-22842-1

ISSN 1977-0375

doi:10.2785/41344

Cat. No KS-RA-13-005-EN-N

Theme: Population and social conditions

Collection: Methodologies and Working papers

© European Union, 2013

Reproduction is authorised provided the source is acknowledged.

Acknowledgements

This Trafficking in Human Beings Report was prepared by Gert Bogers (DG Home Affairs), Athina Karvounaraki (DG Home Affairs), Steve Clarke (Eurostat) and the late Cynthia Tavares (Sogeti Luxembourg S.A.). The indicators used in this report were developed in consultation with the Eurostat Working Group on Crime Statistics, the DG Home Affairs Group of Experts on the Policy Needs of Data on Crime and Criminal Justice and the Informal Network of National Rapporteurs or Equivalent Mechanisms. Finally, the European Commission is grateful to the different services and organisations in each country that were able to provide the data and methodological information requested.

Table of Contents

Country codes	6
Abbreviations and acronyms	7
Executive summary	9
1. Key findings	13
Identified and presumed victims	13
Traffickers	13
2. Measuring trafficking in human beings at EU level	15
2.1. The first steps to a European objective	15
2.2. Process of collection of statistical data	17
2.3. Results	17
2.4. Data at the global level	18
3. Common indicators, definitions and guidelines	19
3.1. Common indicators	19
3.2. Definitions	20
3.3. Guidelines for completing the tables	23
3.3.1. Information on victims	23
3.3.2. Police data on suspected traffickers	25
3.3.3. Data on prosecuted traffickers	26
3.3.4. Court data on convicted traffickers	27
4. Statistical data	29
4.1. Information on victims	29
4.1.1. Total number of victims by registering organization	29
Number of identified and presumed victims	30
Number of identified and presumed victims per 100 000 inhabitants	31
Number of identified and presumed victims by age	32
Number of identified and presumed victims by gender	32
Identified and presumed victims by gender and age group	33
4.1.2 Number of victims by form of exploitation	41
Identified and presumed victims by gender and form of exploitation	42
4.1.3 Number of victims by citizenship	49
Internal EU trafficking	50
Number of victims holding the same citizenship as the registering country	50
Citizenship of victims registered in the EU, EFTA, EU Candidate and Potential countries	50

Non-EU citizenship	51
4.1.4 Number of victims receiving assistance and protection	56
4.2. Police data on suspected traffickers	63
4.2.1. Number of suspected traffickers by citizenship	63
EU Internal Trafficking	64
Non-EU Citizenship	64
Citizenship of Victims and Traffickers Compared	64
Suspected traffickers holding the same citizenship as the registering country	65
4.2.2. Number of suspected traffickers by form of exploitation	70
4.3. Data on prosecuted traffickers	73
4.3.1 Number of prosecuted traffickers by citizenship	73
4.3.2 Number of prosecuted traffickers by form of exploitation	78
4.3.3. Number of final decisions by the prosecuting service	81
4.4. Number of convicted traffickers.....	83

List of tables

Table 1: Number of identified and presumed victims	31
Table 2: Number of "identified victims" and "presumed victims" registered by the police, NGOs and other agencies.....	35
Table 3: Identified and presumed victims by gender per sexual exploitation	44
Table 4: Number of "identified victims" and "presumed victims" by form of exploitation: labour (forced labour, domestic servitude)	45
Table 5: Number of "identified victims" and "presumed victims" by form of exploitation: other (forced begging, criminal activities, removal of organs, other exploitation, unknown)	46
Table 6: Number of "identified victims" and "presumed victims" in the EU by citizenship	52
Table 7: Number of "identified victims" and "presumed victims" holding the same citizenship as the registering country.....	53
Table 8: Frequency of reporting of "identified victims" and "presumed victims" from the EU, EFTA, EU Candidate and Potential Candidates	54
Table 9: Number of "identified victims" and "presumed victims" by assistance and protection: received assistance	58
Table 10: Number of "identified victims" and "presumed victims" by assistance and protection: reflection period	59
Table 11: "Identified victims" and "presumed victims" by assistance and protection: residence permit.....	60
Table 12: Percentage of suspected traffickers holding the same citizenship as the registering country.....	66
Table 13: Number of suspected traffickers in the EU by citizenship.....	68

Table 14: Number of suspected traffickers by form of exploitation	71
Table 15: Number of prosecuted traffickers in the EU by citizenship	75
Table 16: Number of prosecuted traffickers by form of exploitation.....	79
Table 17: Number of final decisions by the prosecution service (for trafficking in human beings)	81
Table 18: Number of convicted traffickers.....	84

List of Figures

Figure 1: Member State sources of data victims.....	29
Figure 2: Identified and presumed victims (adults and minors)	32
Figure 3: Identified and presumed victims by gender	33
Figure 4: Identified and presumed victims	33
Figure 5: Identified and presumed victims (2008–2010).....	34
Figure 6: Victims by type of exploitation.....	41
Figure 7: Identified and presumed victims by gender and sexual exploitation	42
Figure 8: Identified and presumed victims by gender and labour exploitation	42
Figure 9: Identified and presumed victims by gender for other forms of exploitation	43
Figure 10: Identified and presumed victims by gender and forms of exploitation	43
Figure 11: Suspected traffickers by gender	67
Figure 12: Suspected traffickers by form of exploitation	70
Figure 13: Prosecuted traffickers by gender	74
Figure 14: Prosecuted traffickers by form of exploitation	78
Figure 15: Number of convicted traffickers	83
Figure 16: Convicted traffickers by gender	83

Country codes

Country names available in this publication have been abbreviated in accordance with the ISO Alpha-2 codes, with the exceptions of Greece and the United Kingdom, in the tables, figures, and footnotes, as follows:

EU Member States

AT Austria
BE Belgium
BG Bulgaria
CY Cyprus
CZ Czech Republic
DE Germany
DK Denmark
EL Greece
EE Estonia
ES Spain
FI Finland
FR France
HU Hungary
IE Ireland
IT Italy
LT Lithuania
LV Latvia
LU Luxembourg
MT Malta
NL The Netherlands
PL Poland
PT Portugal
RO Romania
SE Sweden
SI Slovenia
SK Slovakia
UK United Kingdom

Acceding Countries

HR Croatia

Candidate countries

IS Iceland
ME Montenegro
MK The former Yugoslav Republic of Macedonia
TR Turkey

Associated countries

CH Switzerland
NO Norway

Abbreviations and acronyms

ANITP	National Agency Against Human Trafficking
CPS	Crown Prosecution Service
DCPAF	Direction centrale de la Police aux frontières
EFTA/EEA	European Free Trade Association/European Economic Association
ILO	International Labour Organization
MNR	National Mechanism for Identification and Referral of victims of trafficking in persons
NGO	Non-governmental organization
OCRTEH	Office central de répression pour le traite des êtres humains
OCRIEST	Office Central pour la Répression de l'Immigration irrégulière et de l'Emploi d'étrangers Sans Titre
SIMEV	National Integrated System for Monitoring and Assessing Victims of Trafficking in Persons
THB	Trafficking in Human Beings
UNODC	United Nations Office of Drugs and Crime
VoT	Victim of Trafficking

Dedicated Commission website

www.ec.europa.eu/anti-trafficking/

Executive summary

This publication presents the first report at the EU level on statistics on trafficking in human beings. It includes data for the years 2008, 2009 and 2010. The EU and its Member States have selected trafficking in human beings as one of the priority areas in the fight against organised crime. This resulted in the adoption by the Council and the European Parliament of Directive 2011/36/EU on preventing and combating trafficking in human beings and protecting its victims and the adoption by the Commission on 19 June 2012 of the EU Strategy towards the Eradication of Trafficking in Human Beings 2012–2016, endorsed via Council Conclusions by the Justice and Home Affairs Council on 25 October 2012.

In order to further develop a coherent and strategic approach in the EU cooperation with third countries and regions, the Justice and Home Affairs Council adopted the so called Acton Oriented Paper on strengthening the external dimensions in actions against trafficking in human beings in 2009. The Second Implementation Report on the Action Oriented Paper of December 2012 includes a list of priority countries and regions with which the EU will establish closer cooperation. The preliminary data collected for the report below has been used together with other sources to define the prioritisation of these countries.

The need to develop comparable and reliable statistics on crime and criminal justice has long been recognised by the European Commission and the EU. This has been further emphasised in the Commission Communication on Measuring Crime in the EU, adopted in January 2012, in which trafficking in human beings was highlighted as one of the priority areas for collecting statistics. In addressing trafficking in human beings, the European Commission and the EU take a human rights based approach that is victim-centred, gender-specific and focuses on the best interest of the child. This approach stresses the importance of multi-disciplinary actions where all relevant actors are involved in working together towards the eradication of trafficking in human beings.

These key elements in trafficking in human beings policy and legislation mentioned above are systematically reflected in this publication on statistics. Thus, this report includes statistics on the total number of *victims* disaggregated by gender, age and form of exploitation, and also contains statistics on victims' citizenship and type of assistance and protection received. The data have been collected from different authorities working in the field of trafficking in human beings, including civil society organisations. Moreover, the report also includes statistics on suspected, prosecuted and convicted *traffickers* disaggregated by gender, citizenship and form of exploitation. Although the report focuses on statistical data from the registration systems in the respective organisations, Member States were encouraged to also send in metadata from other sources such as projects, studies and reports.

This first report includes statistical data from all 27 EU Member States, Croatia and the following EU Candidate and EFTA/EEA countries: Iceland, Montenegro, Norway, Serbia, Switzerland and Turkey. The total number and percentages in the report are based on data from the EU Member States. Data from the non-EU countries have been highlighted separately in some sections. It is hereby acknowledged that the current state of the results does not entirely comply with the stringent requirements of the European Statistics Code of Practice and further development is planned to improve data quality in future collections. Nevertheless the political demand for this information is such that it seems opportune to make it available at this stage in the form of a Eurostat Working Paper. This means that figures should be interpreted with caution, taking into consideration the methodological notes and caveats provided in this report. For example, Member States were not able to provide comparable data on the number of victims by country of recruitment, the number of suspected traffickers involved in organised crime, the number of final decisions by public prosecution services or the number of convicted traffickers by form of exploitation.

By drawing conclusions on the findings in this report several issues need to be taken into consideration. The increase in the number of identified and presumed victims shown in the report could indicate that the

phenomenon of trafficking in human beings in EU Member States is on the rise. However, better identification procedures, the involvement of more actors in the identification process, changes in legislation in individual Member States and higher priority in addressing trafficking in human beings can also have an influence on the number of victims.

Identified and Presumed Victims

Member States have reported that the principal source of information on victims is the police. However information from NGOs, immigration authorities, border guards and other sources has been included as well. In 2010 Member States reported a total number of 9 528 identified and presumed victims and the subset of Member States which provided data for all three reference years showed an increase of 18 % between 2008 and 2010. The number of identified victims in 2010 in the 24 Member States that were able to provide this information is 5 535.

The percentage of child victims of trafficking in human beings is close to 15 % across the three reference years. The vast majority of all victims (80 %) are female, and 20 % of the victims are male. This percentage does not change significantly over the three reference years.

Data disaggregated by gender and age over the three years show that women account for 68 %, men for 17 %, girls for 12 % and boys for 3 % of the total number of victims of trafficking in human beings. Women thus remain by far the largest group of victims over the three years.

Data on identified and presumed victims distinguished by different forms of exploitation for all three reference years showed that the majority (around 62 %), of the victims are trafficked for the purpose of sexual exploitation, around 25 % for labour exploitation and around 14 % for the category “other”. The percentage of victims of trafficking for sexual exploitation is increasing each year, whereas the percentage reported as victims of trafficking for labour exploitation dropped from 28 % in 2008 to a stable 23 % in 2009 and 2010. The trend in the category “other” is unclear, with a peak in 2009 of 16 %.

Victims of sexual exploitation are predominantly female (96 % in 2010) whereas the majority of victims of labour exploitation are male (77 % in 2010). Female victims have the largest share of victims classified under other forms of exploitation such as forced begging, selling of children etc., and there has been a gradual increase in the number of male victims across the three years.

A clear majority (61 %) of the identified and presumed victims come from EU Member States. The percentage of male EU citizens trafficked within the EU is 74 % and the percentage of female EU citizens trafficked in the EU is 66 %. The percentage of identified and presumed victims from non-EU countries is increasing over the three years, from 12 % in 2008 to 37 % in 2010 for the male victims, and from 18 % to 39 % for the female victims.

Nigeria and China are the main non-EU countries of origin of identified and presumed victims in the EU and Brazil, Russia and Algeria also feature in all three years. There is however a slight change in the pattern: the eastern European countries on the list in 2008 are not present in 2009 or 2010 and Central and South American countries are more prominent in 2010.

The data on assistance and protection of victims of trafficking in human beings shows that in 2010, the number of victims who received assistance in the 15 Member States which could provide the data was 5 086. As per Directive 2004/81/EC on residence permits for victims of trafficking in human beings, the number of victims given a reflection period was 965 in the 18 Member States which were able to provide data in 2010. The number of identified and presumed victims given a residence permit in 2010 in the 19 Member States that could provide the data was 1 196.

Suspected Traffickers

The number of suspected traffickers in EU Member States decreased by 17 % between 2008 and 2010, with around 45 % having EU citizenship. Over the three reference years most suspected traffickers with an EU citizenship are from Bulgaria, Romania, Germany and France. For the 55 % of suspected traffickers with a non-EU citizenship, most are African or Asian. The countries of citizenship were frequently Nigeria, China or Turkey.

Lithuania, Hungary, Malta, Slovakia and Latvia reported in at least one of the three reference years that all suspected traffickers had the citizenship of the registering country. Conversely, Belgium, Italy, Sweden and Ireland reported a relatively low percentage (under 20 %) of suspected traffickers holding the citizenship of that country. Suspected traffickers for sexual exploitation represent approximately 84 % of the total number of suspected traffickers over the three reference years.

Prosecuted and Convicted Traffickers

The report shows that in 2008 67 % of the prosecuted traffickers in the EU had citizenship of an EU Member State and this percentage increased to 75 % in 2009 and 76 % in 2010. Albania, Morocco, Russia and Turkey were the most frequent countries of citizenship of the prosecuted non-EU traffickers reported for 2008-2010. The proportion of traffickers prosecuted for sexual exploitation increased from 66% to 70% between 2008 and 2009. In the same period there was a corresponding decrease in the proportion of traffickers prosecuted for labour exploitation. Between 2009 and 2010 there was no significant change in the distribution of prosecuted traffickers by form of exploitation.

In the countries reporting in all three reference years, the number of convicted traffickers decreased by 13 % between 2008 and 2010, with Belgium demonstrating the most significant fall. The proportion of convicted traffickers who are male is close to 75 % in each of the three reference years.

The overall conclusion based on the findings of this report is that significant challenges remain in tackling the different aspects of trafficking in human beings. One of the continued challenges is the need for the identification of victims of trafficking in human beings. Once victims have been identified and individual needs and risks have been assessed, victims should be referred to the relevant authorities in order to receive the necessary assistance, support and protection, including the granting of residence permits where appropriate.

Another challenge is the need to strengthen the investigation of trafficking in human beings cases and the prosecution and conviction of human traffickers. The full implementation of the EU Directive, the EU Strategy and the Action Oriented Paper amongst others, provide the necessary legislative and policy tools to end trafficking in human beings.

1. Key findings

Although EU Member States reported identified and presumed victims from different sources of information, as they were requested, it is the police which remains the predominant source. Since not all Member States were able to provide all the required information, the key findings below are not all based on the same national datasets.

Identified and presumed victims

- In the countries reporting data for 2008, 2009 and 2010, the number of identified and presumed victims increased by 18 % between 2008 and 2010.
- The profile of victims by gender and age was 68 % women, 17 % men, 12 % girls and 3 % boys.
- The majority of the identified and presumed victims over the three reference years are trafficked for sexual exploitation (62 %). Trafficking for forced labour (25 %) comes second and trafficking in other forms such as trafficking for the removal of organs, for criminal activities or for selling of children follow with much smaller percentages (14 % all together).
- The majority of the identified and presumed victims over the three reference years are from EU Member States (61 %). The percentage of male EU citizens trafficked within the EU is 74 % and the percentage of female EU citizens trafficked in the EU is 66 %.
- The percentage of identified and presumed victims from non-EU Member States increased over the three years, from 12 % in 2008 to 37 % in 2010 for the male victims and from 18 % to 39 % for the female victims.
- Most victims detected in EU Member States are citizens from Romania and Bulgaria.
- Most victims having citizenship outside of the EU Member States are from Nigeria and China.
- The number of residence permits for victims of human trafficking having citizenship outside of the EU in 2010 was 1 196 in the 19 Member States able to provide the information.

Traffickers

- In the countries reporting data for 2008, 2009 and 2010, the number of suspected traffickers fell by 17 % between 2008 and 2010.
- 75 % of the suspected traffickers are male.
- Over the three reference years, 84 % of the suspected traffickers detected trafficked human beings for sexual exploitation. Around 12 % trafficked for forced labour and 3 % for other forms of exploitation.
- The report shows that in 2008 67 % of the prosecuted traffickers in the EU had citizenship of an EU Member State. This percentage increased to 75 % in 2009 and 76 % in 2010.
- In the countries reporting data for 2008, 2009 and 2010, the number of convictions for trafficking in human beings decreased by 13 % between 2008 and 2010.

2. Measuring trafficking in human beings at EU level

2.1. The first steps to a European objective

Trafficking in human beings is the slavery of our times. Victims are often recruited, transported or harboured by force, coercion or fraud in exploitative conditions, including sexual exploitation, forced labour or services, begging, criminal activities, or the removal of organs. It is a severe violation of human rights and a serious form of crime which takes many different forms, and adapts to changing socio-economic circumstances. It targets vulnerable women and men, girls and boys in society.

Often a complex transnational phenomenon, trafficking in human beings rooted in vulnerability to poverty, lack of democratic cultures, gender inequality, violence against women, conflict and post-conflict situations, lack of social integration, lack of opportunities and employment, lack of access to education, child labour and discrimination. It is for this reason that trafficking in human beings must be addressed in an integrated multi-disciplinary way and with the involvement of a diverse set of actors.

Addressing trafficking in human beings is one of the strategic priorities for the European Commission and for the EU Member States. Statistics on crime and criminal justice form an indispensable tool for developing evidence-based policy at the EU level. Indeed, the necessity of developing statistics on crime and criminal justice has long been recognised by the Member States and by the European Commission and this was reflected in the 2006 Commission communication 'Developing a comprehensive and coherent EU strategy to measure crime and criminal justice: An EU Action Plan' ⁽¹⁾. In this EU strategy, money laundering and trafficking in human beings were identified as priority areas. This was then reiterated in the Commission communication on measuring crime in the EU, adopted in January 2012, which includes an Action Plan for 2011–2015 to collect data on a small number of relevant indicators ⁽²⁾.

The Directive 2011/36/EU on preventing and combating trafficking in human beings and protecting its victims ⁽³⁾ adopted in 2011, emphasised that 'the Union should continue to develop its work on methodologies and data collection methods to produce comparable statistics on trafficking in human beings'. More specifically, article 19 of the Directive stresses the importance of gathering statistics, stating that '*Member States shall take the necessary measures to establish national rapporteurs or equivalent mechanisms'. The tasks of such mechanisms shall include the carrying out of assessments of trends in trafficking in human beings, the measuring of results of anti-trafficking actions, including the gathering of statistics in close cooperation with relevant civil society organisations active in this field, and reporting.*'

Furthermore, the Justice and Home Affairs Council in June 2011 adopted Council Conclusions 'Targeting developing forms of trafficking in human beings in the EU Member States' in which Member States are encouraged to establish multi-sector data collection mechanisms, to further develop data collection on so-called developing forms of trafficking in human beings and to improve the quality of quality of data collection. ⁽⁴⁾

⁽¹⁾ Brussels, 7.8.2006, COM(2006) 437 final.

⁽²⁾ Communication *Measuring Crime in the EU: Statistics Action Plan 2011 – 2015*, COM (2011) 713 final.

⁽³⁾ OJ L 101, 15.4.2011, p.1.

⁽⁴⁾ Council Conclusions on Targeting developing forms of trafficking in human beings in the EU Member States, 8776/3/11, 27 May 2011.

Further, on 19 June 2012, the Commission adopted a Communication on the **EU Strategy towards the Eradication of Trafficking in Human Beings 2012–2016** ⁽⁵⁾. One of the actions in this EU strategy is to develop, together with the Member States, an EU-wide system for the collection and publication of data broken down according to age and gender. It states that the Commission will work with national rapporteurs or equivalent mechanisms to ensure the collection of comparable and reliable data. The Justice and Home Affairs Council endorsed the Commission's EU Strategy on 25 October 2012 and included in the Council Conclusions a reference to the collection of data, emphasising that Member States are invited to 'ensure the collection and exchange of comparable disaggregated and anonymised data (e.g. on victims, perpetrators, etc.), broken down according to gender and age for all forms of trafficking in human beings'.

The European Union currently lacks reliable and comparable statistical information on trafficking in human beings mainly due to the differences between the Member States in the criminal codes, in the reporting and monitoring systems and in the rates of reporting cases to the police, NGOs and other entities. It has become apparent that there is a need to develop better statistical knowledge of trafficking in human beings at national and European levels in order to provide a more precise and more reliable diagnosis of this criminal threat. The analysis of the collected data will provide input on trends of this horrific crime in the European Union and could be used for policy and legislation purposes at national and EU levels. For this reason, DG Home Affairs, together with Eurostat, initiated a process to collect comparable data on trafficking in human beings at the EU level.

The Commission is aware of the work already carried out at national and international levels. The Commission has consistently funded initiatives undertaken with the aim of developing expertise in this field of the collection of statistical data. Two projects funded by the European Commission could be highlighted as examples: a project by the Federal Ministry of the Interior in Austria together with the International Organisation for Migration (IOM) on the 'Development of Guidelines for the Collection of Data on Trafficking in Human Beings, Including Comparable Indicators' of February 2009 ⁽⁶⁾; and a project by the Directorate General of Internal Affairs of Portugal together with the International Centre for Migration Policy Development (ICMPD) on 'Trafficking in Human Beings: Data Collection and Information Management in the European Union' with the participation of the Ministry of Interior of Czech Republic, the Ministry of Interior of Poland, and the Ministry of Interior of the Slovak Republic in 2009. Other initiatives that have been taken into consideration when developing the methodology for this data collection are: the MONTRASEC Demo 'A bench-mark for Member State and EU automated data collection and reporting on trafficking in human beings and sexual exploitation of children' developed by the Institute for International Research on Crime Policy Ghent University in 2010; the Council of Baltic Sea States publication 'Hard Data, Data Collection Mechanisms on Human Trafficking in the Baltic Sea Region'; and the study of the International Centre for Migration Policy Development on the 'Handbook on Anti-Trafficking Data Collection in South-Eastern Europe: Developing Regional Criteria of 2010'. Other projects have also contributed to the preparation of this report.

Information on these and all other projects as well as all initiatives mentioned in this document can be found on the dedicated Commission website www.ec.europa.eu/anti-trafficking/.

⁽⁵⁾ Brussels, 19.6.2012, COM (2012) 286 final.

⁽⁶⁾ Guidelines for the collection of data on trafficking in human beings, including comparable indicators, February 2009, International Organization for Migration and Federal Ministry of the Interior of Austria.

2.2. Process of collection of statistical data

The selection of the list of common indicators for the collection of statistical data used in this report has primarily been on input from projects mentioned in the previous paragraph. The indicators were then discussed with the Eurostat Working Expert Group on Crime Statistics, the DG Home Affairs Group of Experts on the Policy Needs of Data on Crime and Criminal Justice, and with the Informal Network of National Rapporteurs or Equivalent Mechanisms.

Consistent with the integrated approach in addressing trafficking in human beings, data were requested from different services and organisations working in the field of trafficking in human beings in the participating countries, such as the police, prosecution services, court services, immigration services, border guards, labour inspectors as well as non-governmental organisations.

The questionnaire was sent via Eurostat to the National Statistical Offices of the EU Member States, EU Candidate and Potential Candidate countries and to the EFTA/EEA (European Free Trade Association/European Economic Association) countries in September 2011. It included the appropriate tables, a list of common indicators, definitions and guidelines for collecting the statistical data as well as the country codes to be used and a template for providing metadata. The data received from participating countries were then included in tables and returned to the countries for validation in August 2012. The tables were finalised by Eurostat in December 2012.

2.3. Results

Statistical data were received from all 27 EU Member States, Croatia, Iceland, Montenegro, Norway, Serbia, Switzerland and Turkey. In general, the quality and quantity of the statistical data received from the participating countries increased over the three reference years. Countries seemed in general better able to provide police data on suspected traffickers and court data on human trafficking convictions than data on victims of trafficking. Data disaggregated by gender, age and form of exploitation seemed more difficult to provide.

Providing data on some of the common indicators also seemed challenging for the Member States. This was particularly the case for statistical data on the number of victims by country of recruitment, the number of final decisions by public prosecutors services (17 countries provided data) and the number of convicted traffickers by form of exploitation (10 countries provided data).

The statistical data provided on the number of suspected traffickers involved in organised crime was difficult to compare. A total of only eight Member States were able to provide data for the three reference years, from which the overwhelming majority was provided by the two EU Member States France and Romania. Therefore the data have been excluded from this report.

In order to address such challenges and to improve the collection of data in the EU Member States in the future, three European Commission funded projects relating to this data collection initiative are currently in place: 'Tools for the validation and utilisation of EU statistics on human trafficking' ⁽⁷⁾, 'Towards a Pan-European Monitoring System of Trafficking in Human Beings' ⁽⁸⁾, and 'Prevention and Extended Harmonised Data Collection System of Trafficking in Human Beings' ⁽⁹⁾.

⁽⁷⁾ HOME/2011/ISEC/AG/THB/400000 1960 by Tilburg University.

⁽⁸⁾ HOME/2011/ISEC/AG/THB/ 4000002251 by General Directorate of Internal Affairs Portugal.

⁽⁹⁾ HOME/2010/ISEC/AG/THB-024, Ministry of Interior Slovak Republic.

2.4. Data at the global level

At the global level, data collection reports have been published by different international organisations, in particular the International Labour Organization (ILO) and United Nations Office of Drugs and Crime (UNODC).

The ILO report which was issued in June 2012, covering the period 2002–2011, estimated the number of victims of forced labour, including forced sexual exploitation, to be 20.9 million at a global level, with an estimated 5.5 million children being trafficked ⁽¹⁰⁾⁽¹¹⁾. This estimate is believed to be conservative. Three out of every 1 000 people worldwide are in forced labour today. 18.7 million (90 %) are exploited in the private economy, by individuals or enterprises. Of these, 4.5 million (22 %) are victims of forced sexual exploitation and 14.2 million (68 %) are victims of forced labour exploitation in activities such as agriculture, construction, domestic work or manufacturing. An estimated 880 000 people are believed to be in forced labour in the European Union.

The Global Report of UNODC of December 2012 states that between 2007 and 2010, women constituted between 55 and 60 per cent of victims of trafficking in persons detected globally ⁽¹²⁾. The trafficking of children appears to have increased to 27 per cent, compared to 20 per cent in 2003–2006. The gender and age profile of victims at the global level are 59 % women, 17 % girls, 14 % men and 10 % boys. Worldwide, trafficking in persons for sexual exploitation is more frequent than trafficking for forced labour, although trafficking in persons for forced labour increased from 18% in the years 2003–2006 to 36 % in the years 2007–2010.

The UNODC report also contains data from a combination of regions ⁽¹³⁾. The gender and age profile of victims of trafficking in persons in the Western and Central Europe region was 61 % women, 20 % men, 15 % girls and 4 % boys. In the Europe and Central Asia region, the number of child victims constitutes 16 % and more cases of sexual exploitation (62 %) were detected compared with forced labour, slavery and servitude (31 %). Furthermore, the countries of the Western and Central Europe region reported the greatest variety of origins and the greatest distances spanned by trafficking flows.

The different reports show clear trends on trafficking in human beings. The data itself are actually not always comparable due to the nature of the data collected (estimates versus identified and presumed), differences in definitions (forced labour versus trafficking in human beings), perspectives (global versus regions) and differences in methodologies.

⁽¹⁰⁾ ILO Global Estimate of Forced Labour 2012: Results and Methodology, June 2012.

⁽¹¹⁾ The definition of forced labour is not the same as trafficking in human beings. The ILO data from which the estimates derive cover the study reference period of 2002–2011.

⁽¹²⁾ UNODC Global report on Trafficking in Persons, December 2012.

⁽¹³⁾ The UNODC report did present data on identified victims of trafficking in human beings. Different regions were combined for some indicators such as Western and Central Europe and also Europe and Central Asia.

3. Common indicators, definitions and guidelines

3.1. Common indicators

To facilitate the collection of comparable data on trafficking in human beings in the EU Member States, the Commission prepared a list of common statistical indicators, definitions of the phenomenon and guidelines on how to collect the data. This is in accordance with the aims of the EU Action Plan of 'Developing guidelines in accordance with the EU plan on Trafficking in human beings'.

The objective was to collect data on different aspects of trafficking in human beings, such as data on victims of human trafficking, police investigations, prosecutions and convictions. To make optimal use of existing experiences and best practices and in order to avoid the development of yet another different standard, the Commission has extensively consulted relevant actors. The DG Home Expert Group on Policy Needs for Data on Crime and Criminal Justice set the priorities in the implementation of the Action Plan 2006–2010 regarding the collection of data according to the needs at national and EU levels. The Eurostat Working Group on Crime Statistics has been involved because of their extensive experience in collecting crime statistics, to maintain quality standards and to link this process with other data collection initiatives. In order to obtain the best result on the specifics of trafficking in human beings, the indicators have been discussed in the Informal Network of National Rapporteurs or Equivalent Mechanisms as well in their meetings in June and December 2010.

EU Member States, EU Candidate and Potential Candidate countries and EFTA/EEA countries were invited to collect the data and the appropriate metadata. In order to get the best overview of comparable data and to identify trends at national and at EU levels, data were collected for the years 2008, 2009 and 2010.

Since this is the first data collection on trafficking in human beings at the EU level, the Commission selected a limited number of common indicators in order to gauge the availability and quality of the data. Additional indicators should be included in the future. Only data from official registration systems were required, although participants were encouraged to provide the Commission with information on the common indicators based on any studies that have been carried out in the metadata file.

To gather comparable data, indicators and variables need to be clearly defined and for this exercise, definitions from EU legislation and international conventions have been used. This publication contains the most reliable and robust data collected during the exercise.

Common indicators*

1 Information on victims

- 1 Number of victims by registering organisation
- 2 Number of victims by form of exploitation
- 3 Number of victims by citizenship
- 4 Number of victims by country of recruitment
- 5 Number of victims by assistance and protection (received assistance, given a reflection period, given a residence permit)

2 Police data on suspected traffickers

- 1 Number of suspected traffickers by citizenship
- 2 Number of suspected traffickers by form of exploitation

3 Data on prosecuted traffickers

- 1 Number of prosecuted traffickers by citizenship
- 2 Number of prosecuted traffickers by form of exploitation
- 3 Number of final decisions by the prosecution service (for trafficking in human beings)

4 Court data on convicted traffickers

- 1 Number of convicted traffickers
- 2 Number of convicted traffickers by form of exploitation

*Disaggregated by gender and age where appropriate.

3.2. Definitions

The following definitions have been used from the different EU legislation and international conventions.

Trafficking in human beings

The definition of trafficking in human beings is the one used in the Protocol to Prevent, Suppress and Punish Trafficking in Persons, Especially Women and Children (2000), supplementing the United Nations Convention against Transnational Organized Crime (the so-called Palermo Protocol), the Council of Europe Convention on Action against Trafficking in Human Being and in the recently adopted EU Directive 2011/36 on preventing and combating trafficking in human beings and protecting its victims (replacing Council Framework Decision 2002/629/JHA). At this stage, 26 EU Member States have ratified the Palermo Protocol, 23 EU Member States have ratified the Council of Europe Convention (state of play 15/4/2013) and have transposed the legal definitions in their national legislation.

The EU Directive needs to be transposed by Member States on 6 April 2013 and is the most prominent legal framework in the European Union on the fight against human trafficking. For this reason it is referred to in this document, anticipating its implementation by Member States and looking ahead for the possible next steps.

Palermo Protocol:**(i) Terms relating to trafficking in human beings (Article 3)**

- (a) “the recruitment, transportation, transfer, harbouring or receipt of persons, by means of the threat or use of force or other forms of coercion, of abduction, of fraud, of deception, of the abuse of power or of a position of vulnerability or of the giving or receiving of payments or benefits to achieve the consent of a person having control over another person, for the purpose of exploitation. Exploitation shall include, at a minimum, the exploitation of the prostitution of others or other forms of sexual exploitation, forced labour or services, slavery or practices similar to slavery, servitude or the removal of organs”.
- (b) “The consent of a victim of trafficking in persons to the intended exploitation set forth in subparagraph (a) of this article shall be irrelevant where any of the means set forth in subparagraph (a) have been used;”
- (c) “The recruitment, transportation, transfer, harbouring or receipt of a child for the purpose of exploitation shall be considered ‘trafficking in persons’ even if this does not involve any of the means set forth in subparagraph (a) of this article;”

(ii) Type of exploitation

International legislation does not restrict the forms of exploitation that constitute trafficking in Article 3(a): 'Exploitation shall include, at a minimum, the exploitation of the prostitution of others or other forms of sexual exploitation, forced labour or services, slavery or practices similar to slavery, servitude or the removal of organs.'

Organised crime

The most recent and for the EU most relevant definition of organised crime is found in the Council Framework Decision 2008/841/JHA of 24 October 2008 on the fight against organised crime, which defines organised crime in Article 1 as follows:

1. **‘Criminal organisation’** means a structured association, established over a period of time, of more than two persons acting in concert with a view to committing offences which are punishable by deprivation of liberty or a detention order of a maximum of at least four years or a more serious penalty, to obtain, directly or indirectly, a financial or other material benefit;
2. **‘Structured association’** means an association that is not randomly formed for the immediate commission of an offence, nor does it need to have formally defined roles for its members, continuity of its membership, or a developed structure.

The United Nations Transnational Organised Crime Convention (Article 2) defines organised crime as follows:

- (a) **“Organized criminal group”** shall mean a structured group of three or more persons, existing for a period of time and acting in concert with the aim of committing one or more serious crimes or offences established in accordance with this Convention, in order to obtain, directly or indirectly, a financial or other material benefit;
- (b) **“Serious crime”** shall mean conduct constituting an offence punishable by a maximum deprivation of liberty of at least four years or a more serious penalty;
- (c) **“Structured group”** shall mean a group that is not randomly formed for the immediate commission of an offence and that does not need to have formally defined roles for its members, continuity of its membership or a developed structure;

Victims

The Council of Europe Convention on Action against trafficking in human beings includes under Article 4 a definition of a victim as:

- (e) “**Victim**” shall mean any natural person who is subject to trafficking in human beings as defined in this article.

The identification of victims of human trafficking depends on national systems in Member States:

An '**identified victim**' is defined as a person who has been formally identified as a victim of trafficking in human beings according to the relevant formal authority in Member States.

A '**presumed victim**' of human trafficking is defined as a person who has met the criteria of EU regulations and international Conventions but has not been formally identified by the relevant authorities (police) as a trafficking victim or who has declined to be formally or legally identified as trafficked.

Child victims

Article 2(6) of the EU Directive on prevention and combating trafficking in human beings and protecting its victims (and other international legislation on human trafficking) defines a child as any person below 18 years of age.

Recruitment

Recruitment is mentioned in the international legislation as one of the actions in the legal definitions that could lead to human trafficking. The Council of Europe's explanatory note establishes recruitment: 'by whatever means (oral, through the press or via the Internet).' It therefore includes the use of new information technologies. Victims might have been recruited in their country of origin, during transit or in the country of destination. In some cases this might be the victim's country of nationality.

Reflection period

The reflection period for third country victims of human trafficking is regulated in the EU Council Directive on the residence permit issued to third-country nationals who are victims of trafficking in human beings or who have been the subject of an action to facilitate illegal immigration, who cooperate with the competent authorities (2004/81/EC). Member States should offer a reflection period for third country nationals, allowing them to recover and escape the influence of the perpetrators of the offences. The term reflection period itself is not further defined in the Directive:

Article 6: reflection period

1. Member States shall ensure that the third-country nationals concerned are granted a reflection period allowing them to recover and escape the influence of the perpetrators of the offences so that they can take an informed decision as to whether to cooperate with the competent authorities.

The duration and starting point of the period referred to in the first subparagraph shall be determined according to national law.

Residence permit

The residence permit for third country victims of human trafficking is regulated in the EU Council Directive on the residence permit issued to third-country nationals who are victims of trafficking in human beings or who have been the subject of an action to facilitate illegal immigration, who cooperate with the competent authorities (2004/81/EC). The Directive requires the residence permit to be valid for

at least six months. It shall be renewed if the conditions of issue continue to be satisfied. The residence permit is defined as:

Article 2 (e): definitions

‘**residence permit**’ means any authorisation issued by a Member State, allowing a third-country national who fulfils the conditions set by this Directive to stay legally on its territory.

3.3. Guidelines for completing the tables

The guidelines for completing the tables, as they were sent to the National Statistical Offices of the Member States, are listed below. Some of the tables have not been included in this publication because, as explained previously, the quantity and/or quality of the collected data were not sufficient

3.3.1. Information on victims

Data on the total number of victims of trafficking in human beings is likely to be the most difficult statistic to collect. Data might be available in registration systems of different services. In police registers when victims have reported the crime, border guards might react on trafficking signals at (EU) borders and labour inspectors might pick up signal of victims of human trafficking during their (regular) controls on working conditions in businesses. Immigration services will register trafficked persons from third countries who are granted a residence permit based on the EU Directive 2004/81. Victim assistance services might register a victim when the victim has requested assistance and different authorities will refer a potential victim to the police. Some Member States have a registration system linked to their National Referral Mechanism.

The most accurate system for registration of human trafficking victims will be the national register (if it exists) for all 'identified' and 'presumed' victims. National rapporteurs or equivalent mechanisms may have a mandate to collect data and thus have an overview of all human trafficking victims.

When data are gathered from different services it is obviously important to avoid double counting of victims in the data reported to Eurostat.

Table 2: Number of victims by registering organisation

The total number of victims (by gender and age) by registering organisations is required. The identified categories are: police, NGOs, immigration, labour inspectors, border guards and “other”. Please provide data on as many categories as possible. Specify additional organisations in the category "other" in the metadata.

Data are requested on the **total number** (not percentages) of **both** (if possible) 'identified' and 'presumed' victims of trafficking in human beings by the relevant authority. To ensure comparability, data on 'identified' and 'presumed' victims should be provided **separately**. The date of registration of the victim at the moment of their first interview, intake, report etc. with the relevant authority should be used to decide the appropriate year.

Data on 'identified' victims will most likely come from the police. Data on 'presumed' victims of trafficking in human beings may be available from national rapporteurs (or equivalent mechanisms which tend to act as national coordinating bodies), victim assistance services, immigration services, labour inspections and border guards.

NB: to avoid double counting, it is advisable to collect data on date of birth of all victims, using the format day/month/year at the time of first contact with authorities (= interview, intake, report etc.) in accordance with national data protection laws.

Age group

Data is to be collected on the total number of child (minor) victims. Minors are defined as persons under 18 years of age. Adults are those aged 18 and above.

Gender

Data is to be collected on the total number of female and male victims.

Tables 3-5: Number of victims by form of exploitation

List the total number of identified victims (by gender and age group) per form of exploitation per year. The June 2011 Justice and Home Affairs Council requested the collection of more data on newly developing forms of human trafficking. For this reason, the identified forms of exploitation are: sexual, forced labour, domestic servitude, forced begging/use for begging, criminal activities, removal of organs and "other". Specify any other forms of exploitation included in the category "other" in the metadata.

Sexual exploitation includes exploitation for forced prostitution or other forms in the areas of street prostitution, window prostitution, private flats, brothels, strip clubs/bars, pornography production companies, escort services, massage parlours, modelling agencies, hotels, private clubs.

Forced labour includes exploitation for forced labour in the areas of factories, agriculture, plants, construction, tourism, in-house factories, nursing, mines, fishing vessels, logging industry and service sector such as hotels, restaurant and cafés.

Domestic servitude: domestic servitude is considered a form of exploitation for forced labour. For this data collection process it is actually singled out as more information is needed on this form of trafficking in human beings.

Forced begging or use for begging means the exploitation of begging, including the use of a trafficked dependent person for begging.

Criminal activities: exploitation for the purpose of criminal activities such as drug trafficking, terrorism etc.

Removal of Organs

Others: this could include exploitation for the purpose of forced marriage, forced adoption etc.

Tables 6-8: Number of victims by citizenship

List the top 10 countries of citizenship of trafficking victims (by gender) based on information in their passport or in other identity documents and state the total number of victims per country. The remaining victims can be grouped together in "other". The data provided should be absolute numbers (not percentages). The top 10 list could differ from year to year.

NB: to avoid double counting, it is advisable to count only one citizenship per victim.

Tables 9-11: Number of victims by assistance and protection (received assistance, given a reflection period, given a residence permit)

Received assistance

This is the total number of trafficking victims (by gender) who received assistance. Types of assistance is given may include: medical assistance, psychological assistance, legal assistance, short and long term shelter, travel assistance, education, vocational training, job placement, business training, (re)integration assistance, family mediation, resettlement assistance.

The different types of assistance range in intensity and duration. This data are required in order to gauge the volume of victims who need assistance and to study any differences in gender. These data can most likely be provided by the different victim assistance services.

Given a reflection period

This is the total number of victims (by gender) who have made use of the reflection period based on the Council Directive 2004/81/EC. To identify the appropriate year for reporting, the date of registration of the victim by the appropriate authority at the start of the reflection period should be used. Immigration services or the police are most likely to supply these data.

Given a residence permit

This is the total number of victims (by gender) who received a residence permit based on the Council Directive 2004/81/EC. To identify the appropriate year, the date when the residence permit was granted should be used. Immigration services or the police are most likely to collect this type of information.

With a view to obtaining more complete and reliable statistics on the application of this Directive, the Commission, as from 2011, included the collection of data on granted resident permits as part of the existing data collection organised within the framework of Article 6 of Regulation (EC) 862/2007.

Special emphasis is needed to avoid double counting in these data.

3.3.2. Police data on suspected traffickers**Tables 12-13: Number of suspected traffickers**

This is data on the total number of persons (by gender and citizenship) suspected for human trafficking per year. The date of registration in the police systems is the point of reference to identify the appropriate year.

List the top 10 countries of citizenship of suspected traffickers (by gender) based on information in their passport or in other identity documents and state the total number of suspected traffickers per country. The remaining suspected traffickers can be grouped together in "other". The data provided should be absolute numbers (not percentages). The top 10 list could differ from year to year. Eurostat GEO codes should be used to identify the countries.

Some human trafficking cases might have several suspected traffickers. To get the best comparable data, the total number of suspected traffickers per year is to be collected.

The age of the suspected trafficker will not be that interesting and is therefore not included in this process of data collection.

Table 14: Number of suspected traffickers by form of exploitation

This is the total number of suspected traffickers per form of exploitation. The forms have been defined as: sexual, forced labour, domestic servitude, forced begging/use for begging, criminal activities, removal of organs and "other". In some cases the suspected trafficker committed the crime of human trafficking,

using multiple forms of exploitation. Data should be provided on these multiple forms of exploitation (and an explanation provided in the metadata). If the system does not differentiate between the different forms of exploitation, the total number of suspected traffickers should be collected. If additional information on forms of exploitation based on studies is available, details should be included in the metadata.

Number of suspected traffickers involved in organised crime (results not presented in the current document)

Data are to be collected on the total number of suspected traffickers that can be linked to organised crime networks per year. For the purpose of this data collection process, the definition for organised crime of the Council Framework Decision 2008/441 should be used. The police will most likely register a link of the suspected trafficker with an organised crime group in appropriate cases.

3.3.3. Data on prosecuted traffickers

Table 15: Number of prosecuted traffickers by citizenship

This is the total number of prosecuted traffickers (by gender). The date of registration (= start) of the case of the prosecuted trafficker in the public prosecution systems should be used to identify the appropriate year.

List the top 10 countries of citizenship of prosecuted traffickers (by gender) based on information in their passport or in other identity documents and state the total number of victims per country. The remaining prosecuted traffickers can be grouped together in "other". The data provided should be absolute numbers (not percentages). The top 10 list could differ from year to year. Eurostat GEO codes should be used to identify the countries.

NB: to avoid double counting, it is advisable to count only one citizenship per prosecuted trafficker.

Table 16: Number of prosecuted traffickers by form of exploitation

This is the total number of prosecuted traffickers per form of exploitation. The forms have been defined as: sexual, forced labour, domestic servitude, forced begging/use for begging, criminal activities, removal of organs and "other". In some cases the prosecuted trafficker committed the crime of human trafficking, using multiple forms of exploitation. Data should be provided on these multiple forms of exploitation (and an explanation provided in the metadata). If the system does not differentiate between the different forms of exploitation, the total number of prosecuted traffickers should be collected. If additional information on forms of exploitation based on studies is available, details should be included in the metadata.

Table 17: Number of final decisions by the public prosecution service

List the number of finalised prosecutions on individual traffickers. These data should reflect the total number of prosecuted traffickers where the public prosecution services made a final decision on further procedures. The final decision could be: to summon for human trafficking, summon for other offences, not to prosecute (conditional or unconditional), to joinder, to transfer case to another country, to transfer to another institution, out-of-court settlement.

NB: the total number of finalised prosecutions should be listed per individual trafficker and not cases that could contain several prosecuted traffickers.

3.3.4. Court data on convicted traffickers

Table 18: Number of convicted traffickers

This is the total number of convicted traffickers (by gender). The date of registration of the case in the court registration system should be used to identify the year.

Number of convicted traffickers by form of exploitation (results not presented in the current document)

This is the total number of convicted traffickers for human trafficking per form of exploitation. The forms have been defined as: sexual, forced labour, domestic Servitude, forced begging/use for begging, criminal activities, removal of organs and “other”. In some cases the convicted trafficker committed the crime of human trafficking, using multiple forms of exploitation. Data should be provided on these multiple forms of exploitation (and an explanation provided in the metadata). If the system does not differentiate between the different forms of exploitation, the total number of convicted traffickers should be collected. If additional information on forms of exploitation based on studies is available, details should be included in the metadata.

4. Statistical data

4.1. Information on victims

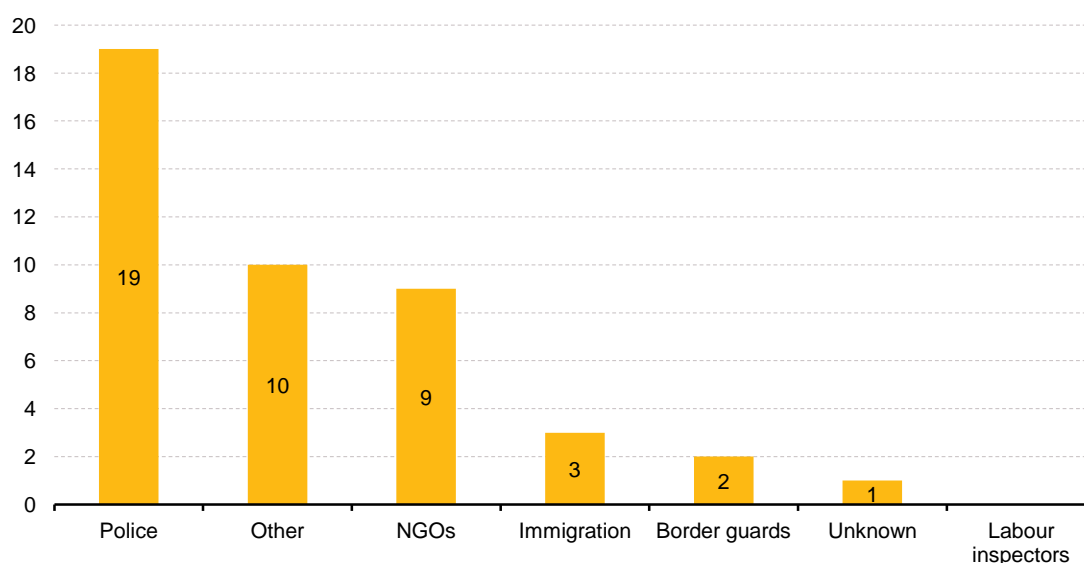
To reflect the gender and child specific approach of the EU policy legal framework, the data in this report are disaggregated by gender and age where possible.

4.1.1. Total number of victims by registering organization

Statistical data on the total number of victims of trafficking in human beings have been collected from a variety of sources from EU Member States. Different actors working in the field of trafficking in human beings can be confronted with victims and thus victims might be registered in different registration systems. Data from all appropriate services provide for a more complete overview on the total number of victims, while avoiding double counting. Member States were asked to report on the organisations that provided data on victims. As expected, the police are still the principal source of information on victims in the majority of EU Member States, notably 19 Member States. Nine EU Member States have provided information from NGOs and ten EU Member States have provided information from other sources. Immigration authorities and border guards have provided information on trafficking in human beings in only 3 and 2 countries respectively. Other sources are reported to be social services (Denmark), victim services (Poland), prosecutors, social services and international organisations (Romania), organisations responsible for the registration of victims at national level (Netherlands), reception centres (Finland), local authorities, regional councils and social services (United Kingdom).

Most data on victims collected from the participating non-EU countries were provided by the police.

Figure 1: Member State sources of data victims
(number of countries)



Source: Eurostat.

Number of identified and presumed victims

Statistical data were collected from Member States on the total number of identified and presumed victims. Victims who have been formally identified by the relevant authority are considered to be identified victims. Victims who fulfil the definition of trafficking in human beings, but have not been formally identified, are considered to be presumed victims.

The identification of victims of trafficking in human beings is widely considered to be one of the challenging aspects in addressing trafficking in human beings. Front line officials might not always recognise indicators of a victim of trafficking in human beings and victims might not always consider themselves to be human trafficking victims. To ensure progress in this area, guidelines targeting specific front line officials or targeting different forms of trafficking in human beings are very helpful. Once a person has been identified as a victim of trafficking in human beings, measures can be taken to assist and protect the victim based on trafficking in human beings legislation. The police seem to be the dedicated authority for formally identifying persons as a victim of trafficking in human beings in most Member States.

All Member States were able to provide data on victims of trafficking in human beings for at least one of the three reference years. Ten EU Member States provided data on identified and presumed victims, 15 EU Member States provided data on identified victims only and two EU Member States provided data on presumed victims only. The participating non-EU countries provided data only on identified victims.

Member States reported a total number of 9 528 identified and presumed victims for 2010.

Three Member States (Spain, Ireland and United Kingdom) were unable to provide data for 2008 and meaningful comparisons can only be made for the subset of Member States that were able to provide data for all three reference years. The total number of identified and presumed victims of the subset of 24 Member States increased by 18% and is as follows.

	2008	2009	2010	Percentage change 2008-2010
Numbers of victims	6 309	6 955	7 418	+18 %

The total number of identified victims in the EU in the year 2010 is 5 535 based on the information from 24 Member States.

EU Member States that reported a gradual increase in the total number of identified and presumed victims over the three reference years are: Bulgaria, Denmark, Finland, Netherlands, Slovenia, Slovakia and Sweden (see Table 1). Countries reporting a gradual decrease over the three reference years are: Belgium, France, Lithuania and Portugal. The other EU Member States show unclear trends.

More reported cases do not necessarily mean an increase in the actual number of victims. This may indicate an improvement in the reporting rate of the phenomenon or a change in the recording system (although the latter should be indicated in the metadata). Similarly, a decrease, especially in the last reference year, may be due to a delay in the recording. In this case the figures may be revised during the next collection.

Data provided by participating non-EU countries showed an unclear pattern. Turkey reported a substantial decrease in identified and presumed victims over the three reference years, 120 victims in 2008, 102 victims in 2009 and 58 victims in 2010. Serbia reported a peak of 127 identified victims in 2009, compared to 55 victims in 2008 and 89 victims in 2010).

Number of identified and presumed victims per 100 000 inhabitants

The number of victims varies significantly per Member State which is expected to some extent given the different sizes and population of the countries as well as their socio-economic situation and location. For this reason, the table below shows the total number of victims calculated per 100 000 inhabitants. EU Member States reporting the highest number of identified and presumed victims per 100 000 inhabitants over the three reference years are Cyprus, Romania, Netherlands, Bulgaria and Estonia. Countries reporting less than 0.2 victims per 100 000 inhabitants over the three reference years are Hungary, Malta and Portugal.

Table 1: Number of identified and presumed victims
(per 100 000 inhabitants)

	2008			2009			2010		
	Total (Id + Pr)	Population	Victims per 100 000 inhabitants	Total (Id + Pr)	Population	Victims per 100 000 inhabitants	Total (Id + Pr)	Population	Victims per 100 000 inhabitants
EU Total ⁽¹⁾	6309	495 813 805	1.3	7 795	497 802 058	1.6	9 528	488 376 768	2.0
Belgium	196	10 666 866	1.8	158	10 753 080	1.5	130	10 839 905	1.2
Bulgaria	250	7 640 238	3.3	346	7 606 551	4.5	432	7 563 710	5.7
Czech Republic	143	10 381 130	1.4	55	10 467 542	0.5	83	10 506 813	0.8
Denmark	28	5 475 791	0.5	47	5 511 451	0.9	53	5 534 738	1.0
Germany	692	82 217 837	0.8	733	82 002 356	0.9	651	81 802 257	0.8
Estonia	55	1 340 935	4.1	78	1 340 415	5.8	57	1 340 127	4.3
Ireland	:	4 401 335	:	66	4 450 030	1.5	78	4 467 854	1.7
Greece	76	11 213 785	0.7	121	11 260 402	1.1	92	11 305 118	0.8
Spain	:	45 283 259	:	443	45 828 172	1.0	1 605	45 989 016	3.5
France	822	62 134 866	1.3	779	62 465 709	1.2	726	62 791 013	1.2
Italy	1 624	59 619 290	2.7	2 421	60 045 068	4.0	2 381	60 340 328	3.9
Cyprus	58	789 269	7.3	113	796 875	14.2	52	819 140	6.3
Latvia	22	2 270 894	1.0	16	2 261 294	0.7	19	2 248 374	0.8
Lithuania	25	3 366 357	0.7	14	3 349 872	0.4	3	3 329 039	0.1
Luxembourg	7	483 799	1.4	3	493 500	0.6	8	502 066	1.6
Hungary	10	10 045 401	0.1	9	10 030 975	0.1	10	10 014 324	0.1
Malta	1	410 290	0.2	0	413 609	0.0	4	414 372	1.0
Netherlands	826	16 405 399	5.0	909	16 485 787	5.5	993	16 574 989	6.0
Austria	36	8 318 592	0.4	109	8 355 260	1.3	62	8 375 290	0.7
Poland	66	38 115 641	0.2	66	38 135 876	0.2	278	38 167 329	0.7
Portugal	25	10 617 575	0.2	24	10 627 250	0.2	8	10 637 713	0.1
Romania	1 240	21 528 627	5.8	780	21 498 616	3.6	1 154	21 462 186	5.4
Slovenia	29	2 010 269	1.4	30	2 032 362	1.5	31	2 046 976	1.5
Slovakia	28	5 400 998	0.5	36	5 412 254	0.7	38	5 424 925	0.7
Finland	29	5 300 484	0.5	64	5 326 314	1.2	79	5 351 427	1.5
Sweden	21	9 182 927	0.2	44	9 256 347	0.5	74	9 340 682	0.8
United Kingdom	:	61 191 951	:	331	61 595 091	0.5	427	62 026 962	0.7

⁽¹⁾ The EU Total reflects the total for a given year based on the countries which provided data for that year. Not all EU Member States provided data for all of the three reference years and direct comparisons of EU totals between years may therefore be misleading.

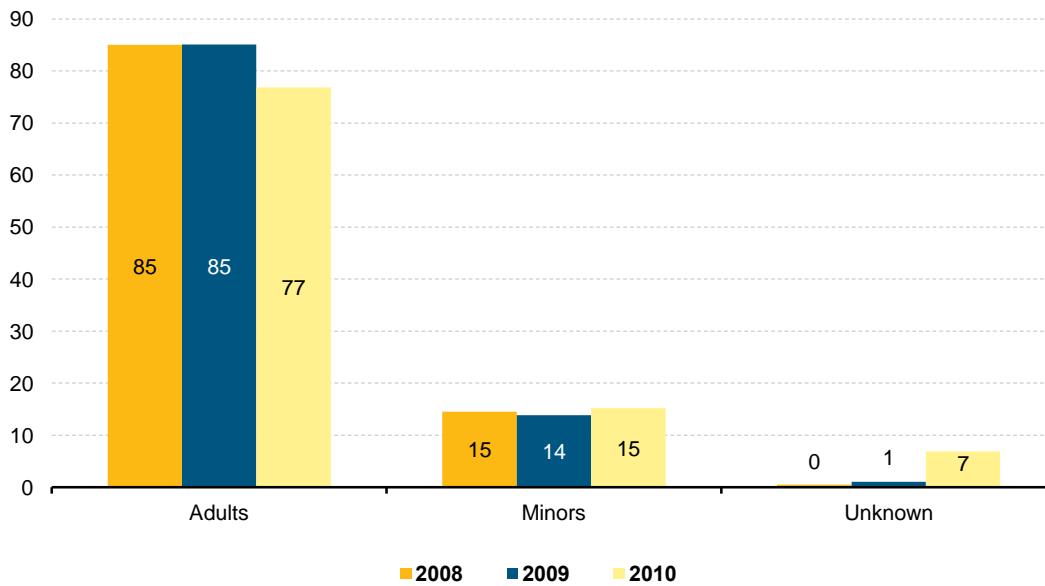
: Data not available

Source: Eurostat

Number of identified and presumed victims by age

Children are the most vulnerable group of victims of trafficking in human beings. To increase knowledge of the age-specific aspects of trafficking in human beings, Member States were asked to provide a breakdown on the total numbers of victims by age. Based on the data on identified and presumed victims from 19 EU Member States, the percentage of children is close to 15 % across the three reference years.

Figure 2: Identified and presumed victims (adults and minors)
(% of total number of victims)



Source: Eurostat

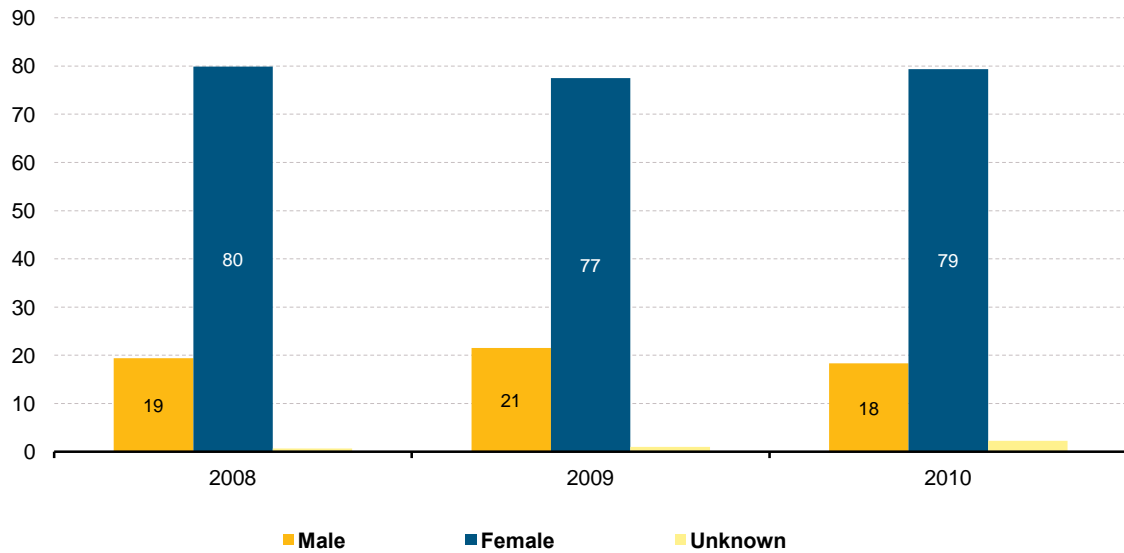
Number of identified and presumed victims by gender

Member States were asked to provide gender-specific data in the different areas of trafficking in human beings. This is in line with the gender-specific approach the EU has adopted in trafficking in human beings policy and legislation.

A total of 25 Member States provided disaggregated data on the number of victims of trafficking in human beings by gender for at least one of the reference years. Two Member States (Estonia and Poland) were not able to do so and 20 Member States provided gender specific data for all three reference years.

Over the three years, the vast majority of all victims (i.e. 80 %) are female, and 20 % of the victims are male. This percentage does not change significantly over the three reference years. The distribution of the identified and presumed victims by gender in percentages is shown below.

Figure 3: Identified and presumed victims by gender
(% of total number of victims)

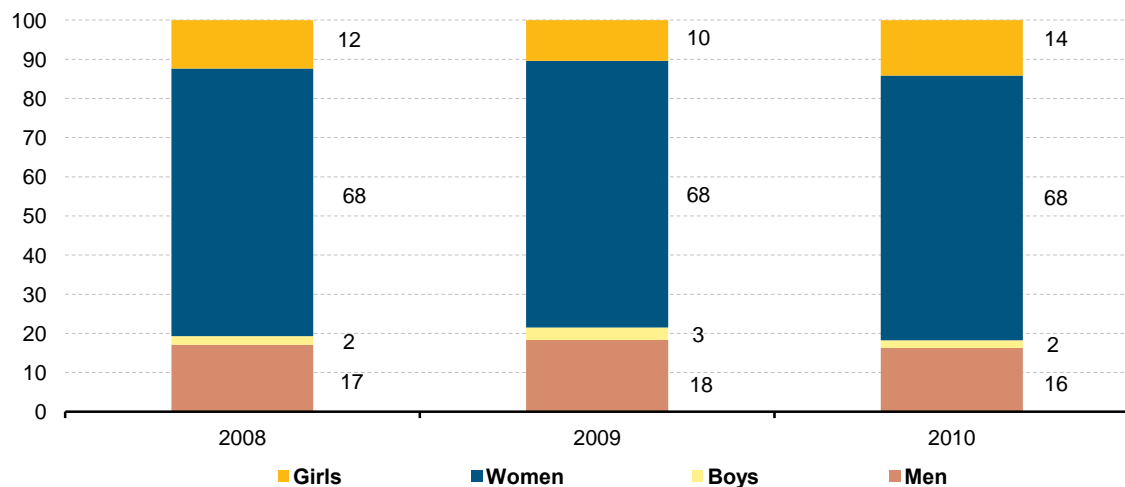


Source: Eurostat

Identified and presumed victims by gender and age group

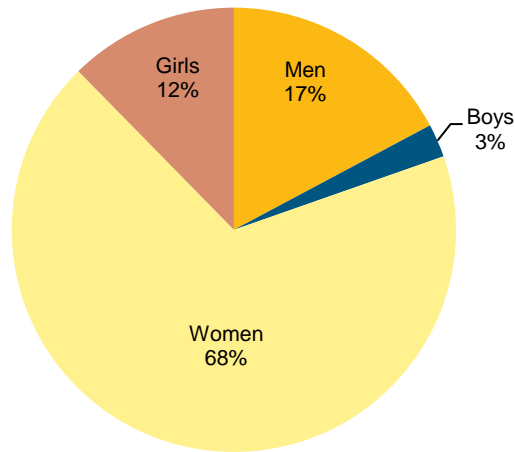
Based on data from the 18 EU Member States that provided data for all three reference years disaggregated by gender and age, women account for 68 %, men for 17 %, girls for 12 % and boys for 3 % of the total number of victims of trafficking in human beings. Women remain by far the largest group of victims over the three years.

Figure 4: Identified and presumed victims
(%)



Source: Eurostat

Figure 5: Identified and presumed victims (2008–2010)
(%)



Source: Eurostat

Concerning the data provided by individual EU Member States, Romania shows a relatively high number of female minors in all three years of reference. The number of Member States that reported they have no identified and presumed male victims decreased from 7 Member States in 2008, to 6 Member States in 2009 and to 3 Member States in 2010. In 2008 and 2009, in Germany, the percentage of children within the reported male victims is around 70 %. In 2010, Spain shows a sharp increase in the total number of victims.

Table 2: Number of "identified victims" and "presumed victims" (shown in brackets) registered by the police, NGOs and other agencies

	2008															
	Male				Female				Gender unknown				Total			
	Adults	Minors	Unknown	Total	Adults	Minors	Unknown	Total	Adults	Minors	Unknown	Total	Adults	Minors	Unknown	Total
Belgium	:	:	:	:	:	:	:	:	:	:	:	:	:	:	:	196
Bulgaria	10	0	0	10	202	38	0	240	0	0	0	0	212	38	0	250
Czech Republic	0	0	8	8	0	0	16	16	0	0	0	0	0	0	24	24 (119)
Denmark	0	0	0	0	28	0	0	28	0	0	0	0	28	0	0	28
Germany	15	59	2	76	496	110	6	612	0	0	4	4	511	169	12	692
Estonia	0	0	0	0	0	0	0	0	0	0	55	55	0	0	55	55
Ireland	:	:	:	:	:	:	:	:	:	:	:	:	:	:	:	:
Greece	8	0	0	8	61	0	0	61	0	7	0	7	69	7	0	76
Spain	:	:	:	:	:	:	:	:	:	:	:	:	:	:	:	:
France	6	5	0	11	788	23	0	811	0	0	0	0	794	28	0	822
Italy	:	:	(236)	(236)	:	:	(1 388)	(1 388)	:	:	:	0	:	:	(1 624)	(1 624)
Cyprus	2	0	0	2	56	0	0	56	0	0	0	0	58	0	0	58
Latvia	0	0	0	0 (0)	7 (14)	1 (0)	0 (0)	8 (14)	0	0	0	0 (0)	7 (14)	1 (0)	0 (0)	8 (14)
Lithuania	0	0	0	0	21	4	0	25	0	0	0	0	21	4	0	25
Luxembourg	0	0	0	0	7	0	0	7	0	0	0	0	7	0	0	7 (0)
Hungary	1	0	0	1	6	3	0	9	0	0	0	0	7	3	0	10
Malta	0	0	0	0	1	0	0	1	0	0	0	0	1	0	0	1 (0)
Netherlands	(41)	(5)	(0)	(46)	(615)	(164)	(0)	(779)	(1)	(0)	(0)	(1)	(657)	(169)	(0)	(826)
Austria	3	0	0	3	30	3	0	33	0	0	0	0	33	3	0	36
Poland	0	0	0	0	0	0	0	0	66	0	0	66	66	0	0	66
Portugal	:	:	12	12	:	:	13	13	:	:	:	:	:	:	25	25
Romania	603	23	0	626	451	163	0	614	0	0	0	0	1 054	186	0	1 240
Slovenia	1	0	0	1 (0)	14 (9)	1 (0)	0 (0)	15 (9)	0	4	0	4 (0)	15 (9)	5 (0)	0 (0)	20 (9)
Slovakia	0 (2)	0 (0)	0 (0)	0 (2)	17 (8)	0 (1)	0 (0)	17 (9)	0	0	0	0 (0)	17 (10)	0 (1)	0 (0)	17 (11)
Finland	11 (6)	0 (0)	1 (0)	12 (6)	2 (6)	0 (3)	0 (0)	2 (9)	0	0	0	0 (0)	13 (12)	0 (3)	1 (0)	14 (15)
Sweden	1	0	0	1	5	1	0	6	5	2	7	14	11	3	7	21
United Kingdom	:	:	:	:	:	:	:	:	:	:	:	:	:	:	:	:
EU Total ⁽¹⁾	661 (49)	87 (5)	23 (236)	771 (290)	2 192 (652)	347 (168)	35 (1 388)	2 574 (2 208)	71 (1)	13 (0)	66 (0)	150 (1)	2 924 (702)	447 (173)	124 (1 624)	3 691 (2 618)
Iceland	:	:	:	:	:	:	:	:	:	:	:	:	:	:	:	:
Norway	2	1	0	3	27	5	0	32	0	0	0	0	29	6	0	35
Switzerland	:	:	:	:	:	:	:	:	:	:	:	:	:	:	:	:
Croatia	5	0	0	5	3	0	0	3	0	0	0	0	8	0	0	8
Montenegro	:	:	:	:	:	:	:	:	:	:	:	:	:	:	:	:
Serbia	:	:	7	7	:	:	48	48	:	:	0	0	:	:	55	55
Turkey	:	:	0	0	:	:	120	120	:	:	0	0	:	:	120	120

(¹) The EU Total reflects the total for a given year based on the countries which provided data for that year. Not all EU Member States provided data for all of the three reference years and direct comparisons of EU totals between years may therefore be misleading.

: Data not available

Source: Eurostat

Table 2: Number of "identified victims" and "presumed victims" (shown in brackets) registered by the police, NGOs and other agencies (continued)

	2009															
	Male				Female				Gender unknown				Total			
	Adults	Minors	Unknown	Total	Adults	Minors	Unknown	Total	Adults	Minors	Unknown	Total	Adults	Minors	Unknown	Total
Belgium	:	:	:	:	:	:	:	:	:	:	:	:	:	:	:	158
Bulgaria	27	2	0	29	264	53	0	317	0	0	0	0	291	55	0	346
Czech Republic	0	0	4	4	0	0	9	9	0	0	0	0	0	0	13	13 (42)
Denmark	1	0	0	1	44	2	0	46	0	0	0	0	45	2	0	47
Germany	33	73	1	107	528	76	18	622	0	0	4	4	561	149	23	733
Estonia	0	0	0	0	0	0	0	0	0	0	78	78	0	0	78	78
Ireland	3	6	0	9	46	11	0	57	0	0	0	0	49	17	0	66
Greece	21	0	0	21	87	0	0	87	0	13	0	13	108	13	0	121
Spain	20	0	0	20	419	4	0	423	0	0	0	0	439	4	0	443
France	56	0	0	56	703	20	0	723	0	0	0	0	759	20	0	779
Italy	:	:	:	:	:	:	:	:	:	:	(2 421)	(2 421)	:	:	(2 421)	(2 421)
Cyprus	86	0	0	86	27	0	0	27	0	0	0	0	113	0	0	113
Latvia	0	1	0	1 (0)	7 (4)	4 (0)	0 (0)	11 (4)	0 (0)	0 (0)	0 (0)	0 (0)	7 (4)	5 (0)	0 (0)	12 (4)
Lithuania	0	0	0	0	9	5	0	14	0	0	0	0	9	5	0	14
Luxembourg	0	0	0	0 (0)	3	0	0	3 (0)	0	0	0	0 (0)	3	0	0	3 (0)
Hungary	0	0	0	0	5	4	0	9	0	0	0	0	5	4	0	9
Malta	0	0	0	0	0	0	0	0	0	0	0	0	0	0	0	0 (0)
Netherlands	(130)	(7)	(1)	(138)	(654)	(104)	(12)	(770)	(1)	(0)	(0)	(1)	(785)	(111)	(13)	(909)
Austria	8	3	0	11	95	3	0	98	0	0	0	0	103	6	0	109
Poland	0	0	0	0	0	0	0	0	58	8	0	66	58	8	0	66
Portugal	:	:	12	12	:	:	12	12	:	:	:	:	:	:	24	24
Romania	328	32	0	360	276	144	0	420	0	0	0	0	604	176	0	780
Slovenia	1 (7)	0 (7)	0 (0)	1 (14)	3 (10)	0 (2)	0 (0)	3 (12)	0 (0)	0 (0)	0 (0)	0 (0)	4 (17)	0 (9)	0 (0)	4 (26)
Slovakia	0 (7)	0 (1)	9 (0)	9 (8)	15 (2)	1 (1)	0 (0)	16 (3)	0 (0)	0 (0)	0 (0)	0 (0)	15 (9)	1 (2)	9 (0)	25 (11)
Finland	14 (23)	0 (2)	0 (0)	14 (25)	7 (18)	0 (0)	0 (0)	7 (18)	0 (0)	0 (0)	0 (0)	0 (0)	21 (41)	0 (2)	0 (0)	21 (43)
Sweden	4	0	0	4	11	4	0	15	13	12	0	25	28	16	0	44
United Kingdom	36 (16)	16 (20)	0 (0)	52 (36)	85 (86)	53 (19)	0 (0)	138 (105)	0 (0)	0 (0)	0 (0)	0 (0)	121 (102)	69 (39)	0 (0)	190 (141)
EU Total ⁽¹⁾	638 (183)	133 (37)	26 (1)	797 (221)	2 634 (774)	384 (126)	39 (12)	3 057 (912)	71 (1)	33 (0)	82 (2 421)	186 (2 422)	3 343 (958)	550 (163)	147 (2 434)	4 198 (3 597)
Iceland	:	:	:	:	:	:	:	:	:	:	:	:	:	:	:	:
Norway	2	1	0	3	22	5	0	27	0	0	0	0	24	6	0	30
Switzerland	3	2	1	6	24	3	0	27	0	0	0	0	27	5	1	33
Croatia	0	0	0	0	4	1	0	5	0	0	0	0	4	1	0	5
Montenegro	:	:	:	:	:	:	:	:	:	:	:	:	:	:	:	:
Serbia	:	:	23	23	:	:	104	104	:	:	0	0	:	:	127	127
Turkey	:	:	2	2	:	:	100	100	:	:	0	0	:	:	102	102

(¹) The EU Total reflects the total for a given year based on the countries which provided data for that year. Not all EU Member States provided data for all of the three reference years and direct comparisons of EU totals between years may therefore be misleading.

: Data not available

Source: Eurostat

Table 2: Number of "identified victims" and "presumed victims" (shown in brackets) registered by the police, NGOs and other agencies (continued)

	2010															
	Male				Female				Gender unknown				Total			
	Adults	Minors	Unknown	Total	Adults	Minors	Unknown	Total	Adults	Minors	Unknown	Total	Adults	Minors	Unknown	Total
Belgium	69	1	0	70	58	2	0	60	0	0	0	0	127	3	0	130
Bulgaria	35	3	0	38	327	67	0	394	0	0	0	0	362	70	0	432
Czech Republic	0	0	4	4	0	0	3	3	0	0	0	0	0	0	7	7 (76)
Denmark	3	1	0	4	48	1	0	49	0	0	0	0	51	2	0	53
Germany	34	13	1	48	512	81	3	596	0	1	6	7	546	95	10	651
Estonia	0	0	0	0	0	0	0	0	0	0	57	57	0	0	57	57
Ireland	11	6	0	17	48	13	0	61	0	0	0	0	59	19	0	78
Greece	9	0	0	9	66	0	0	66	0	17	0	17	75	17	0	92
Spain	131	2	0	133	1 461	11	0	1 472	0	0	0	0	1 592	13	0	1 605
France	5	9	0	14	641	31	0	672	0	0	40	40	646	40	40	726
Italy	:	:	:	:	:	:	:	:	:	:	(2 381)	(2 381)	:	:	(2 381)	(2 381)
Cyprus	5	0	0	5	45	2	0	47	0	0	0	0	50	2	0	52
Latvia	0	0	0	0 (0)	13 (5)	1 (0)	0 (0)	14 (5)	0	0	0	0 (0)	13 (5)	1 (0)	0 (0)	14 (5)
Lithuania	1	0	0	1	1	1	0	2	0	0	0	0	2	1	0	3
Luxembourg	1 (0)	0 (0)	0 (0)	1 (0)	6 (1)	0 (0)	0 (0)	6 (1)	0 (0)	0 (0)	0 (0)	0 (0)	7 (1)	0 (0)	0 (0)	7 (1)
Hungary	1	0	0	1	8	0	0	8	0	0	1	1	9	0	1	10
Malta	0 (0)	0 (0)	0 (0)	0 (0)	0 (4)	0 (0)	0 (0)	0 (4)	0 (0)	0 (0)	0 (0)	0 (0)	0 (4)	0 (0)	0 (0)	0 (4)
Netherlands*	(105)	(7)	(1)	(113)	(725)	(145)	(9)	(879)	(1)	(0)	(0)	(1)	(831)	(152)	(10)	(993)
Austria	4	0	0	4	56	2	0	58	0	0	0	0	60	2	0	62
Poland	:	:	:	:	:	:	:	:	25 (0)	0 (0)	0 (253)	25 (253)	25 (0)	0 (0)	0 (253)	25 (253)
Portugal	:	:	6	6	:	:	2	2	:	:	:	:	:	:	8	8
Romania	467	37	0	504	380	270	0	650	0	0	0	0	847	307	0	1 154
Slovenia	1 (0)	0 (0)	0 (0)	1 (0)	5 (24)	1 (0)	0 (0)	6 (0)	0 (0)	0 (0)	0 (0)	0 (0)	6 (24)	1 (0)	0 (0)	7 (24)
Slovakia	15 (0)	1 (0)	0 (0)	16 (0)	10 (8)	0 (4)	0 (0)	10 (12)	0 (0)	0 (0)	0 (0)	0 (0)	25 (8)	1 (4)	0 (0)	26 (12)
Finland	1 (15)	0 (4)	15 (0)	16 (19)	0 (40)	0 (3)	1 (0)	1 (43)	0 (0)	0 (0)	0 (0)	0 (0)	1 (55)	0 (7)	16 (0)	17 (62)
Sweden	7	10	0	17	15	6	0	21	23	13	0	36	45	29	0	74
United Kingdom	59 (27)	13 (28)	0 (0)	72 (55)	124 (96)	49 (31)	1 (0)	173 (127)	0 (0)	0 (0)	0 (0)	0 (0)	183 (123)	62 (59)	0 (0)	245 (182)
EU Total (*)	859 (147)	96 (39)	26 (1)	981 (187)	3 824 (903)	538 (183)	10 (9)	4 371 (1 071)	48 (1)	31 (0)	104 (2 634)	183 (2 635)	4 731 (1 051)	665 (222)	139 (2 644)	5 535 (3 933)
Iceland	:	:	:	:	:	:	:	:	:	:	:	:	:	:	:	:
Norway	1	3	0	4	20	12	0	32	0	0	0	0	21	15	0	36
Switzerland	6	0	0	6	33	7	0	40	0	0	0	0	39	7	0	46
Croatia	1	0	0	1	4	2	0	6	0	0	0	0	5	2	0	7
Montenegro	:	:	:	:	:	:	:	:	:	:	:	:	:	:	:	:
Serbia	:	:	9	9	:	:	80	80	:	:	0	0	:	:	89	89
Turkey	:	:	1	1	0	0	57	57	0	0	0	0	0	0	58	58

(*) The EU Total reflects the total for a given year based on the countries which provided data for that year. Not all EU Member States provided data for all of the three reference years and direct comparisons of EU totals between years may therefore be misleading.

: Data not available

Source: Eurostat

Country notes applicable to Table 2.

Belgium: Only those victims are taken into account for whom a follow up started in the year of reference, by one of the three specialized reception centres and for whom an identity document was delivered by the immigration services, upon a decision of the public prosecutor.

Czech Republic: These data are not available. The Ministry of Interior as the Office of the National Rapporteur gathers data from police statistics or statistics provided by the Ministry of Justice. Data submitted yearly by the NGOs consist of complex data regarding services provided to their clients, that might include other victims not only those of trafficking. Moreover, Customs and Immigration officers play a minimal role in the identification of victims due to the Schengen area that we are part of. One exception is Refugee Facility Administration that identifies victims of trafficking. Consular officers play an important role in the prevention of trafficking due to their contact with persons at risk in their countries of origin. Labour inspectors do not identify victims of trafficking, but for the period 2012–2015 it is a part of the National Strategy to involve them in the victims' identification.

Denmark: The Danish Immigration Service is responsible for granting the status of Victim of Trafficking (VoT) for persons staying on an illegal basis in the country. The Danish Centre against Human Trafficking is responsible for granting the status of VoT for persons staying on a legal basis (e.g. EU-member state citizens).

Germany: Only identified victims registered by the police are provided - reliable data on presumed victims as well as distinctive data on victims registered by other organisations are not available.

Estonia: Victims are identified using the identification and referral guidelines, which have been worked out by the relevant counterparts dealing with trafficking in human beings issues (ministries, police, NGOs, etc).

France: (Office central de repression pour le traite des êtres humains) OCRTEH has provided the number of victims identified through the police investigations against pimps and prostitution networks. The Central Office for combating illegal migration (L'Office Central pour la Répression de l'Immigration irrégulière et de l'Emploi d'étrangers Sans Titre) OCRIEST has provided the number of illegal migrants who were detected in cases of transnational networks.

Although the fight against Trafficking in Human Beings (THB) is not the core of the DCPAF's (Direction centrale de la Police aux frontières) work, the DCPAF consider other individuals affected by aggravated facilitation of illegal entry and stay as persons who are potentially victims of trafficking in human beings because of their vulnerable status as a foreigner, their often perilous entry conditions, and their unacceptable housing conditions.

Latvia: Data are provided by the state police. Data about "identified victims" are provided by the NGO Shelter "Safe House", which provides state funded social rehabilitation services. Data about "presumed victims" are provided by the NGO Resource Centre for Women "Marta", which provides assistance for presumed victims using alternative financing.

Lithuania: Includes the number of persons recorded as victims of the crime of trafficking in human beings in pre-trial investigation institutions.

Malta: Data for Immigration and Border Guards are not available since they are incorporated with those provided by the police.

Netherlands: In the Netherlands CoMensha is the central agency for notification of all victims of human trafficking. CoMensha registers victims of human trafficking on behalf of the Bureau of the National Rapporteur on Trafficking in Human Beings and Sexual Violence against Children. This central

registration function of CoMensha is not a regular function for an NGO. In order to avoid misunderstandings in international comparisons of the data, the registering organisation 'CoMensha' better can be mentioned in the category 'other' rather than the category 'NGO'. Furthermore, CoMensha does not have a formal assessment based on specific criteria by which the registered person's status as a victim can be verified. Therefore we refer to the registered victims as 'Presumed victims of trafficking in human beings'. For the same reason, data on 'identified victims' cannot be presented. Regarding registered adults/minors: CoMensha registers the age at the time of registration and not at the time of exploitation.

Poland: Information on presumed victims comes from the National Consulting and Intervention Center for the Victims of Trafficking.

Portugal: Only data on identified victims by gender in crimes recorded by the police authorities are available.

Romania: Data provided by National Agency against Trafficking in Persons, Ministry of Administration and Interior. Romania has an equivalent rapporteur mechanism linked to National Mechanism for Identification and Referral of victims of trafficking in persons (MNR). Different identification institutions are: law enforcement agencies, diplomatic mission and consulates, TelVerde (hotlines), labour inspectors, immigration office, NGO, IO, other foreign institutions. The registration organisation is the National Integrated System for Monitoring and Assessing Victims of Trafficking in Persons (SIMEV) operated by National Agency Against Human Trafficking (ANITP). SIMEV is a database where only professionals from ANITP, organized crime units and border police have access to input data regarding victims of trafficking in persons. In order to have here a complete overview on identification process data on numbers of victims identified by these institutions have been added: Prosecutor's office, ANITP Regional Centres, General Direction for Social Assistance and Child Protection, international organisations, Immigration Office and Labour Inspectors.

Finland: Identified victims from Police data includes the customs and border guards. Presumed victims includes all cases who were directed to reception centers on the basis of suspicion of human trafficking.

Sweden: Identified victims are the number of victims registered in trafficking offences reported to the police or the public prosecutor. Victims are only counted once per year, but may be counted again over several years.

Data are primarily collected from the county police's system for case registration RAR and the public prosecutors' system for case registration Căbra. If the information on gender differs in the two systems, data from the case system Căbra are chosen and presented. Data on victims' age (adult/minor) is based on codes for classification of trafficking offences. New codes allowing the separation between adults and minors were implemented in 2008. The old codes for classification were still in use during 2008, resulting in 7 missing cases on information of the age of the victims. Registration on victims' gender is not mandatory in the systems and missing in many of the cases. Information on gender is missing for 14 persons in 2008, 25 persons in 2009 and 36 persons in 2010.

United Kingdom: Within the UK, 'Immigration' and the 'Border Guards' are part of the same organisation the UK Border Agency. Labour Inspectors are not First Responders and as individuals have to be referred by members of a prescribed list of organisations there are 'unknown' referring organisations. Nor are there any referrals to the NRM where the gender of the individual is not known. The organisations included in the term 'Other' are the Crown Prosecution Service (CPS), Local Authorities, Regional Councils and Social Services.

The NRM records individuals as adults or children based on their age at the time the exploitation took place. Included in the figures is one transsexual pre-operation male (living as a woman) who is recorded as an adult male in the data.

Croatia: Data source: Ministry of Interior.

Norway: All the registered offences of trafficking in human beings come from the police. As far as Statistics Norway knows, there are no national rapporteurs or equivalent mechanisms that have an overview of all human trafficking victims in Norway. The victim data are based on offences reported to the police. Hence, the date on which the offence were reported to the police, is used to decide the appropriate year.

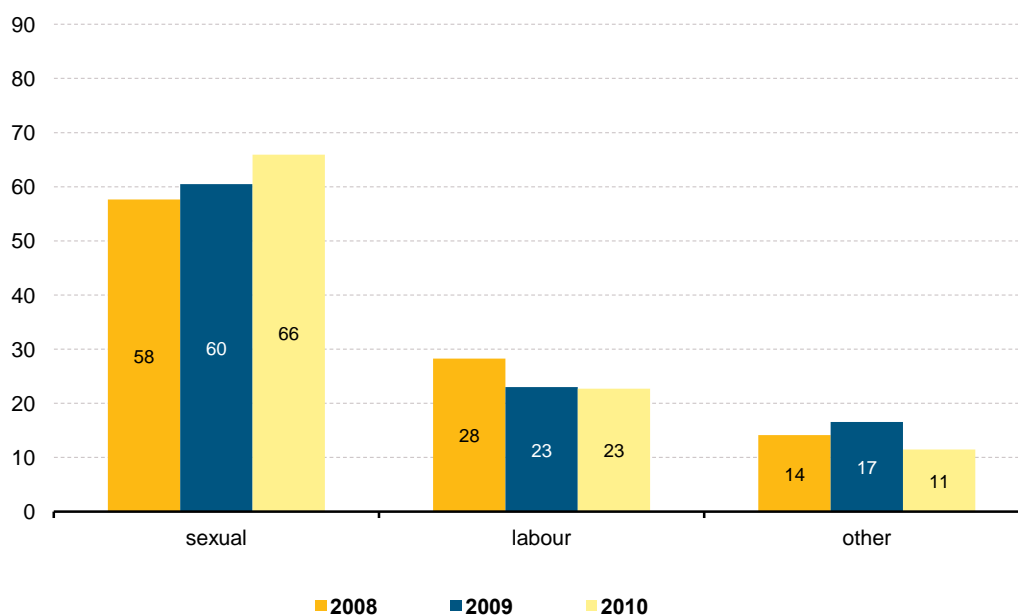
4.1.2 Number of victims by form of exploitation

Exploitation is one of the constituent elements in the definition of trafficking in human beings and according to the 2011/36/EU Directive on trafficking in human beings, it should as a minimum include the exploitation of the prostitution of others or other forms of sexual exploitation, forced labour or services, including begging, slavery or practices similar to slavery, servitude, criminal activities and the removal of organs. For this data collection, sexual exploitation includes the prostitution of others. Labour exploitation includes forced labour and services and domestic servitude. Exploitation for forced begging, criminal activities, removal of organs, forced marriages and selling of children were included in the category “other”.

A subset of 16 EU Member States were able to provide data on identified and presumed victims distinguished by different forms of exploitation for all three reference years. Over the three years about 62% of the victims have been trafficked for the purpose of sexual exploitation. Labour exploitation accounts for around 25 % and the category “other” around 14 %. The percentage of victims of trafficking for sexual exploitation is increasing per year, whereas the percentage reported of trafficking for labour exploitation dropped from 28 % in 2008 to a stable 23 % in 2009 and 2010. The trend in the category “other” such as trafficking for forced begging, criminal activities, removal of organs and selling of children is unclear, with a peak of 17 % in 2009.

After implementation of the Council Framework Decision 2002/629/JHA on combating trafficking in human beings in August 2004, all forms of trafficking in human beings, including trafficking for labour exploitation, have been criminalised at the EU level. Since then, more attention has been given in the Member States to identifying and investigating cases of trafficking for labour exploitation. Given this background, it seems surprising that the percentage of cases identified as labour exploitation is not rising, as an increase could be expected due to the relatively recent criminalisation of this form of exploitation.

Figure 6: Victims by type of exploitation
(% of total number of victims)



Source: Eurostat

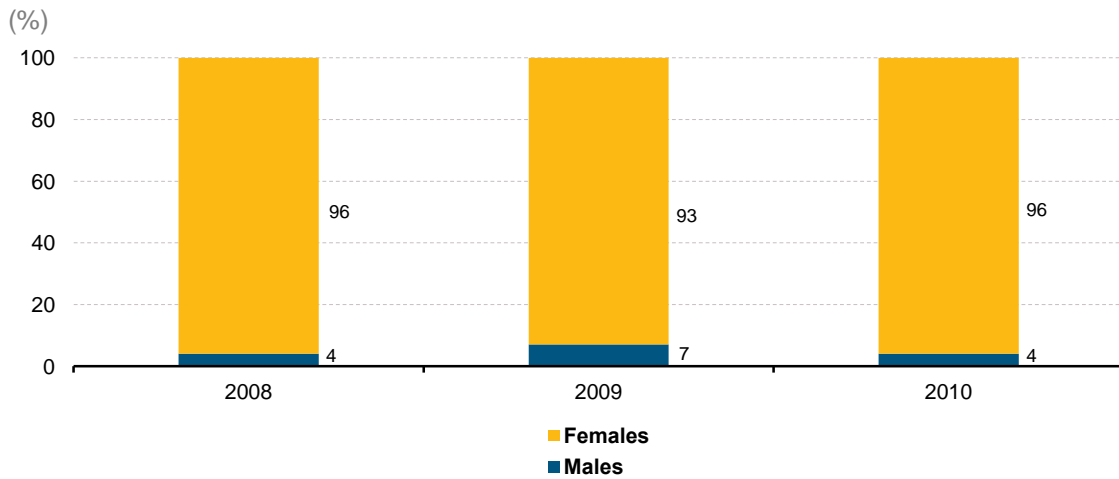
Identified and presumed victims by gender and form of exploitation

Trafficking in human beings is a gendered phenomenon and thus should be addressed in a gender specific way. This has been highlighted in the Directive on trafficking in human beings and in the EU Strategy. Gender specific information on the different forms of exploitation allows actors working in the field of trafficking in human beings to address the issue in a more targeted way.

A total number of 19 Member States provided data on all three reference years disaggregated by gender and form of exploitation. Three Member States provided data for at least one of the reference years.

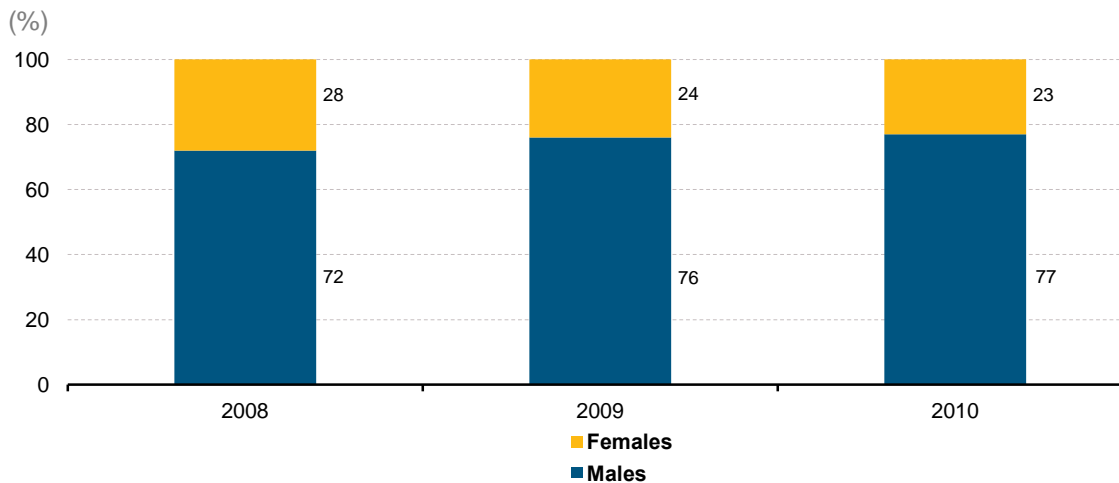
Figures 7 and 8 show that victims of sexual exploitation are predominantly female whereas the majority of victims of labour exploitation are male. Females have the largest share of victims in the other forms of exploitation such as forced begging, selling of children, etc., but at the same time data show a gradual increase in the proportion of male victims across the years.

Figure 7: Identified and presumed victims by gender and sexual exploitation



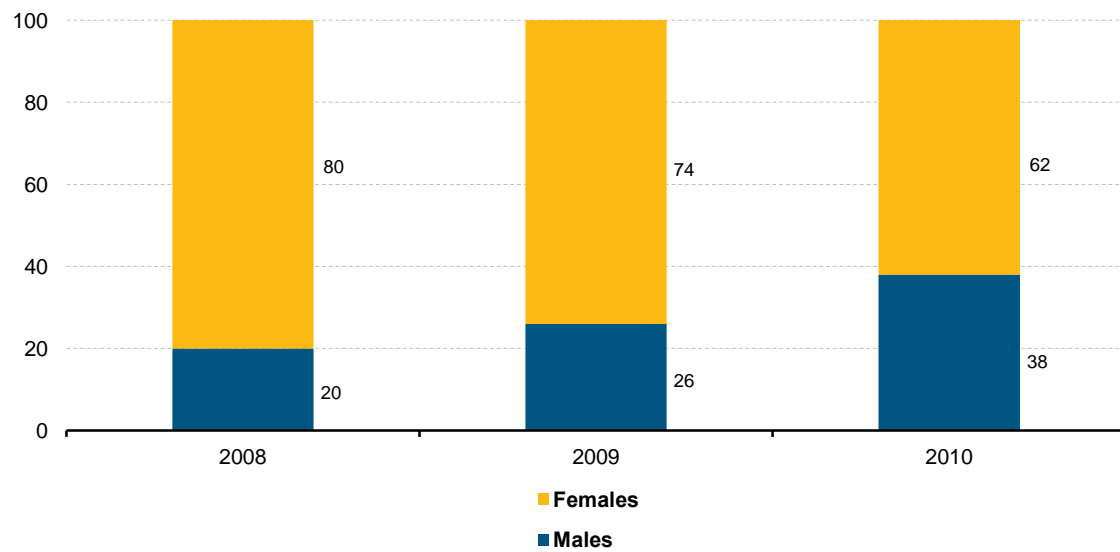
Source: Eurostat

Figure 8: Identified and presumed victims by gender and labour exploitation



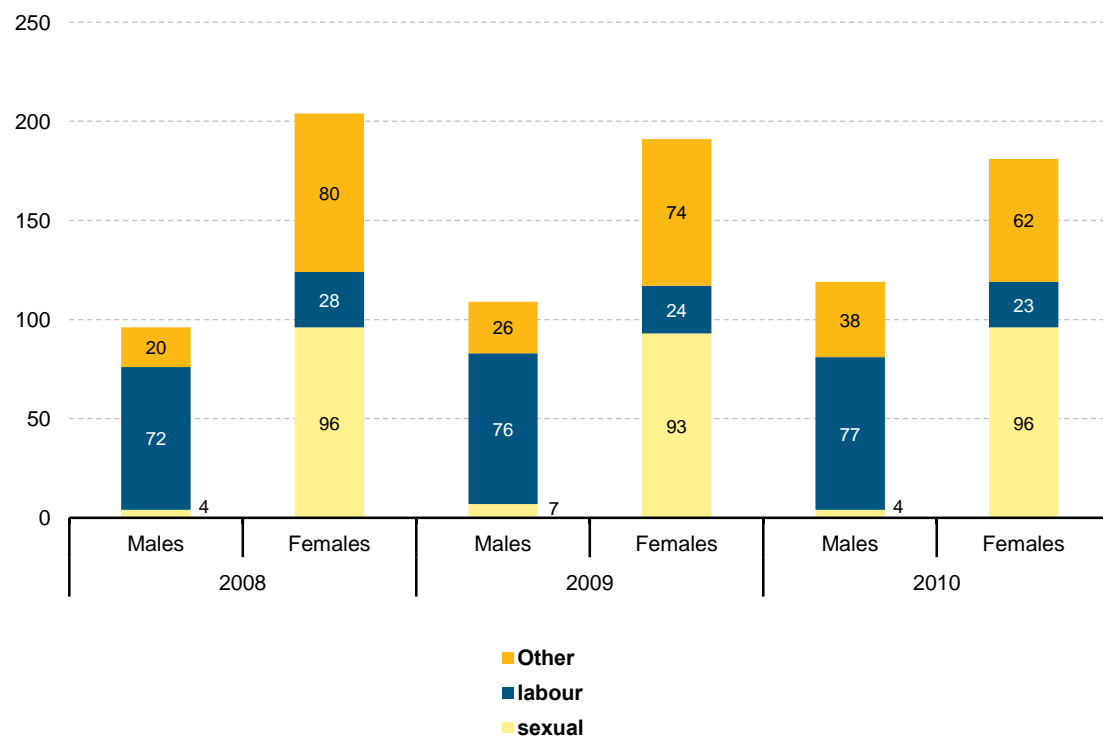
Source: Eurostat

Figure 9: Identified and presumed victims by gender for other forms of exploitation (%)



Source: Eurostat

Figure 10: Identified and presumed victims by gender and forms of exploitation



Source: Eurostat

Table 3: Identified and presumed victims by gender per sexual exploitation ⁽¹⁾

	2008			2009			2010		
	Male	Female	Total	Male	Female	Total	Male	Female	Total
Belgium	3	35	38	:	:	44	1	42	43
Bulgaria	0	216	216	0	296	296	3	363	366
Czech Republic	:	:	8	:	:	5	:	:	3
Denmark	0	4	4	1	19	20	3	47	50
Germany	67	605	676	92	614	710	17	588	610
Estonia	:	:	:	:	:	:	:	:	:
Ireland	:	:	:	1	40	41	5	51	56
Greece	:	:	:	:	:	:	:	:	:
Spain	:	:	:	20	423	443	133	1 472	1 605
France	34	788	822	56	743	799	23	703	726
Italy	:	:	(1 166)	:	:	:	:	:	:
Cyprus	0	52	52	0	23	23	0	24	24
Latvia	0 (0)	5 (11)	5 (11)	0 (0)	8 (4)	8 (4)	0 (0)	3 (1)	3 (1)
Lithuania	:	:	:	:	:	:	:	:	:
Luxembourg	0	7	7 (0)	0	3	3 (0)	0	6	6 (0)
Hungary	0	6	6	0	7	7	0	5	5
Malta	0	1	1 (0)	0	0	0 (0)	0 (0)	0 (4)	0 (4)
Netherlands	(7)	(467)	(475)	(26)	(396)	(423)	(47)	(701)	(749)
Austria	:	:	:	:	:	:	:	:	:
Poland	:	:	:	:	:	:	:	:	:
Portugal	:	:	:	:	:	:	:	:	:
Romania	0	386	386	0	320	320	18	464	482
Slovenia	0 (0)	15 (9)	15 (9)	0 (0)	4 (12)	4 (12)	0 (0)	6 (24)	6 (24)
Slovakia	0 (2)	17 (9)	17 (11)	0 (8)	16 (3)	16 (11)	0 (0)	9 (12)	9 (12)
Finland	(0)	(5)	(5)	(0)	(7)	(7)	(1)	(25)	(26)
Sweden	0	2	14	0	10	27	1	7	19
United Kingdom	:	:	:	2 (0)	94 (55)	96 (55)	1 (2)	94 (73)	95 (75)
EU Total ⁽²⁾	104 (9)	2 139 (501)	2 267 (1 677)	172 (34)	2 620 (477)	2 862 (512)	205 (50)	3 884 (840)	4 108 (891)
Iceland	:	:	:	:	:	:	:	:	:
Norway	1	29	30	1	22	23	1	26	27
Switzerland	:	:	:	:	:	:	:	:	:
Croatia	0	2	2	0	4	4	0	2	2
Montenegro	:	:	:	:	:	:	:	:	:
Serbia	:	:	22	:	:	66	:	:	34
Turkey	0	111	111	0	98	98	0	57	57

⁽¹⁾ Total reflects the number of victims (including gender unknown) but this total may not be the same as Tables 3, 4 and 5 as victims may suffer more than one form of exploitation

⁽²⁾ The EU Total reflects the total for a given year based on the countries which provided data for that year. Not all EU Member States provided data for all of the three reference years and direct comparisons of EU totals between years may therefore be misleading.

: Data not available

Source: Eurostat

Table 4: Number of "identified victims" and "presumed victims" (shown in brackets) by form of exploitation: labour (forced labour, domestic servitude) ⁽¹⁾

	2008			2009			2010		
	Male	Female	Total	Male	Female	Total	Male	Female	Total
Belgium	61	43	104	:	:	59	60	12	72
Bulgaria	10	14	24	13	19	32	23	11	34
Czech Republic	:	:	16	:	:	8	:	:	4
Denmark	0	0	0	0	0	0	1	1	2
Germany	9	7	16	19	4	23	31	8	41
Estonia	:	:	:	:	:	:	:	:	:
Ireland	:	:	:	5	13	18	11	8	19
Greece	:	:	:	:	:	:	:	:	:
Spain	:	:	:	:	:	:	:	:	:
France	:	:	:	:	:	:	:	:	:
Italy	:	:	(261)	:	:	:	:	:	:
Cyprus	2	18	20	86	4	90	5	12	17
Latvia	0 (0)	3 (3)	3 (3)	0	0	0 (0)	0	2	2 (0)
Lithuania	:	:	:	:	:	:	:	:	:
Luxembourg	0	0	0 (0)	0	0	0 (0)	1 (0)	0 (0)	1 (0)
Hungary	0	0	0	0	1	1	1	0	1
Malta	0	0	0 (0)	0	0	0 (0)	0	0	0 (0)
Netherlands	(19)	(28)	(47)	(85)	(68)	(153)	(59)	(620)	(121)
Austria	:	:	:	:	:	:	:	:	:
Poland	:	:	:	:	:	:	:	:	:
Portugal	:	:	:	:	:	:	:	:	:
Romania	557	159	716	259	55	314	393	110	503
Slovenia	1	0	1 (0)	0 (14)	0	0 (14)	1	0	1 (0)
Slovakia	0	0	0 (0)	7	0	7 (0)	15	0	15 (0)
Finland	(6)	(3)	(9)	(25)	(11)	(36)	(17)	(9)	(26)
Sweden	:	:	:	:	:	:	:	:	:
United Kingdom	:	:	:	50 (32)	40 (44)	90 (76)	69 (46)	70 (43)	139 (89)
EU Total ⁽²⁾	640 (25)	244 (34)	900 (320)	439 (156)	136 (123)	642 (279)	611 (122)	234 (672)	851 (236)
Iceland	:	:	:	:	:	:	:	:	:
Norway	1	3	4	2	5	7	3	6	9
Switzerland	:	:	:	:	:	:	:	:	:
Croatia	5	0	5	0	0	0	0	1	1
Montenegro	:	:	:	:	:	:	:	:	:
Serbia	:	:	5	:	:	18	:	:	4
Turkey	0	8	8	2	2	4	1	0	1

⁽¹⁾ Total reflects the number of victims (including gender unknown) but this total may not be the same as Tables 3, 4 and 5 as victims may suffer more than one form of exploitation.

⁽²⁾ The EU Total reflects the total for a given year based on the countries which provided data for that year. Not all EU Member States provided data for all of the three reference years and direct comparisons of EU totals between years may therefore be misleading.

: Data not available

Source: Eurostat

Table 5: Number of "identified victims" and "presumed victims" (shown in brackets) by form of exploitation: other (forced begging, criminal activities, removal of organs, other exploitation, unknown) ⁽¹⁾

	2008			2009			2010		
	Male	Female	Total	Male	Female	Total	Male	Female	Total
Belgium	2	9	11	:	:	4	5	3	8
Bulgaria	0	10	10	0	18	18	8	24	32
Czech Republic	:	:	:	:	:	:	:	:	:
Denmark	0	0	0	0	0	0	1	0	1
Germany	0	0	0	0	0	0	0	0	0
Estonia	:	:	:	:	:	:	:	:	:
Ireland	:	:	:	3	4	7	1	2	3
Greece	:	:	:	:	:	:	:	:	:
Spain	:	:	:	:	:	:	:	:	:
France	:	:	:	:	:	:	:	:	:
Italy	:	:	(197)	:	:	:	:	:	:
Cyprus	0	0	0	0	3	3	0	12	12
Latvia	0	0	0 (0)	0	1	1 (0)	0	9	9 (0)
Lithuania	:	:	:	:	:	:	:	:	:
Luxembourg	0	0	0 (0)	0	0	0 (0)	0 (0)	0 (1)	0 (1)
Hungary	1	3	4	0	1	1	0	3	4
Malta	0	0	0 (0)	0	0	0 (0)	0	0	0 (0)
Netherlands	(20)	(286)	(306)	(29)	(309)	(338)	(31)	(100)	(131)
Austria	:	:	:	:	:	:	:	:	:
Poland	:	:	:	:	:	:	:	:	:
Portugal	:	:	:	:	:	:	:	:	:
Romania	69	69	138	101	45	146	93	76	169
Slovenia	0	0	4 (0)	0	0	0 (0)	0	0	0 (0)
Slovakia	0	0	0 (0)	2	0	2 (0)	1	1	2 (0)
Finland	:	:	:	:	:	:	:	:	:
Sweden	1	4	7	4	5	17	16	14	55
United Kingdom	:	:	:	0 (4)	4 (6)	4 (10)	2 (7)	9 (11)	11 (18)
EU Total ⁽²⁾	73 (20)	95 (286)	174 (503)	110 (33)	81 (315)	203 (348)	127 (38)	153 (112)	306 (150)
Iceland	:	:	:	:	:	:	:	:	:
Norway	1	0	0	0	0	0	0	0	0
Switzerland	:	:	:	:	:	:	:	:	:
Croatia	0	1	1	0	1	1	1	2	3
Montenegro	:	:	:	:	:	:	:	:	:
Serbia	:	:	10	:	:	23	:	:	23
Turkey	0	1	1	0	0	0	0	0	0

⁽¹⁾ Total reflects the number of victims (including gender unknown) but this total may not be the same as Table 3, 4 and 5 as victims may suffer more than one form of exploitation.

⁽²⁾ The EU Total reflects the total for a given year based on the countries which provided data for that year. Not all EU Member States provided data for all of the three reference years and direct comparisons of EU totals between years may therefore be misleading.

: Data not available

Source: Eurostat

Country notes applicable to Tables 3, 4 and 5.

Bulgaria: According to the national legislation in force, item “Other” covers data on: “By force submission” and “Baby selling”.

Czech Republic: Only victims of sexual and labour exploitation have been identified in the Czech Republic so far. Data provided on the number of victims and forms of exploitation regard only victims that entered the Programme on support and protection of victims of THB of the Ministry of Interior Czech Republic, usually constituting some 20 % of the total number of victims identified by the police.

Denmark: The Danish Immigration Service has no statistical data on number of victims by form of exploitation 2008 and 2009. The numbers in these relates to persons being granted the status of VoT by the Danish Centre against Human Trafficking.

Germany: Figures cover only identified victims registered by the police. Reliable data on presumed victims as well as distinctive data on victims registered by other organisations are not available. Several forms of exploitation (domestic servitude, forced begging, criminal activities and removal of organs) are not defined by the current German Penal law. Therefore current data for Germany is only available on sexual exploitation and exploitation by forced labour.

France: OCRTEH has provided the number of victims exploited for prostitution purposes.

Italy: Forced labour figures include domestic servitude.

Latvia: Data are provided by the State Police. Data about “identified victims” are provided by the NGO Society Shelter “Safe House”, which provide state funded social rehabilitation services. Data about “presumed victims” are provided by the NGO Society Resource Centre for Women “Marta”, which provide assistance for presumed victims using alternative financing. The category “Other” includes marriages of convenience (sham marriages). Latvia has recognized marriages of convenience as a potential risk for human trafficking.

Netherlands: The totals differ from the total registered victims of trafficking in a year. The reason for this is that some registered victims of trafficking are exploited in more than one sector. In the case that the trafficked person is exploited in more than one sector within the sex industry, this is counted as one sexual exploitation case.

In the reports of BNRM the categories of different forms of exploitation are different.

- Sexual exploitation: all forms of sexual exploitation.
- Forced Labour: construction, horeca, agriculture, cleaning services, slaughter houses, textile industry, food industry and other forms of forced labour.
- Domestic servitude: Au-pair and domestic services
- Criminal activities: all criminal activities, including drug trafficking
- Others: Not (yet) exploited.
- Unknown: in case the sector of exploitation is unknown.

There may be other forms of exploitation though these are not (yet) registered as such in the Netherlands.

Portugal: The collection method of statistics on crimes recorded by the police does not allow data collection with this level of disaggregation. Only data on identified victims in crimes recorded by the police authorities are available, by sex of victims.

Romania: Data are provided by the National Agency Against Trafficking in Persons, Ministry of Administration and Interior. The category “Other” includes pornographic performances that means

exploitation for the production and distribution of pornographic material through the use of pornographic images or videos, also through internet. The category “Unknown” includes trafficking with the intention of exploitation of any kind (the recruitment, transfer, transport and/or harboring took place but the victim escaped/was identified previous exploitation). Data are collected through the National Integrated System for Monitoring and Assessing Victims of Trafficking in Persons, a data base operated by ANITP. Data are added by ANITP Regional Centres, organized crime units and border police. Under Romanian law (law no 678/2001 regarding prevention and combating trafficking in persons, Article 2) "exploitation of a person" means: a) performing forced labour or services, in violation of the legal requirements on labour conditions, pay, health and security; b) keeping such persons in a state of slavery or using other ways to deprive a person of his/her freedom or to force the person into submission; c) compelling a person to engage in prostitution, begging, in pornographic performances for the production and distribution of pornographic material, or in other forms of sexual exploitation; d) removal of organs, tissues or cells of human origin in violation of legal provisions; e) engaging in other such activities that violate fundamental human rights and liberties.

Sweden: Registration on forms of exploitation is based on a classifications system (4-digit code) which offers a separation between a) sexual exploitation and b) other forms of exploitation. The latter category may include all forms of exploitation except sexual exploitation i.e. forced labour, domestic servitude, forced begging, organ removal, criminal activities etc. Offences within this category are listed as “other” in the table.

United Kingdom: The NRM records the following categories of exploitation: Domestic Servitude, Labour Exploitation, Organ Harvesting, Sexual Exploitation and ‘unknown’. The term ‘unknown’ covers the cases where the individual is encountered prior to the exploitation beginning and the human trafficking indicates that there is an intention to exploit but it is not possible to be sure from the information available exactly what was intended. The category ‘Labour exploitation’ includes Agriculture, Beauty/Nailbars, Begging, Benefit Claims, Care, Construction, Criminality - Cannabis Cultivation, Criminality – Other, Criminality – Theft, Deceived About Availability of Work, Factory Work/ Manufacturing, Food Preparation/ Food Outlets, Food Processing/ Food Packaging, Hospitality, Sales & Retail, Service Industry – Other, Sham Marriage, Shellfish Gathering.

4.1.3 Number of victims by citizenship

Member States were asked to provide data on the top 10 countries per citizenships of victims. In practice however, many EU Member States provided an overview of citizenships of all presumed and identified victims (not limited to the top 10 countries). This gives a more complete picture on the origin of victims of trafficking in human beings. Nevertheless, it is important to keep in mind that a small part of information may be missing. The data presented in this section provides an overview of the countries of origin of victims and of the percentage of EU and non-EU victims identified and presumed in the EU, broken down by gender.

A total number of 19 Member States provided data on the citizenship of victims of trafficking in human beings in all three reference years. A total of 23 Member States provided data on at least one of the years of reference.

Table 6 gives the number of identified and presumed victims in the EU Member States by their citizenship. It reads as follows: in 2008 within the EU Member States as a whole there have been 525 (465 identified and 60 presumed) victims of Bulgarian citizenship, 194 victims of German citizenship, and 148 (66 identified and 82 presumed) victims with citizenship from the Central and Latin American countries (CELAC countries) and so on. It can also be seen that in each reference year, the highest number of victims within the EU have Bulgarian or Romanian citizenship. The following table summarises the number of identified and presumed victims with citizenship of a specified region across the whole period of 3 years.

Identified and Presumed	All period of 3 years							
	Total Male	%	Total Female	%	Grand Total	%	Unknown	%
EU-27 total	2 045	74	7 384	66	10 172	61	743	26
EFTA countries	0	0	0	0	0	0	0	0
EU candidate countries	47	2	28	0	75	0	0	0
EU potential candidates	18	1	27	0	115	1	70	2
Other European countries	11	0	239	2	402	2	152	5
Asia	222	8	525	5	1 016	6	269	9
CELAC countries	73	3	623	6	805	5	109	4
Africa	94	3	1.240	11	2 358	14	1 024	36
Unknown, stateless and other	258	9	1.090	10	1 835	11	487	17

Source: Eurostat

Internal EU trafficking

A clear majority of the identified and presumed victims, 61 % of the victims in the period 2008–2010, come from EU Member States. Within the EU context, the trafficking of EU citizens within the EU is generally referred to as 'internal trafficking'. The percentage of male EU citizens trafficked within the EU is 74 % and the percentage of female EU citizens trafficked in the EU is 66 %. The percentage of identified and presumed victims from non-EU countries increased over the three years, from 12 % in 2008 to 37 % in 2010 of the male victims, and from 18 % to 39 % for the female victims.

Identified and Presumed	2008		2009		2010	
	Male (%)	Female (%)	Male (%)	Female (%)	Male (%)	Female (%)
EU-27	88	82	74	63	63	61
Non-EU 27	12	18	26	37	37	39

Source: Eurostat

Number of victims holding the same citizenship as the registering country

Trafficking in human beings does not need to cross borders and thus victims can also be trafficked within their own countries. Table 7 shows the total number of victims holding the same citizenship as the registering country. In 2008, three Member States (Bulgaria, Lithuania and Slovakia) reported that all their victims were holding the citizenship of that country. In 2009, this was reported in 4 Member States (Bulgaria, Hungary, Romania and Slovakia) and in 2010 in 6 Member States (Bulgaria, Lithuania, Luxembourg, Hungary, Romania and Slovakia). The EU Member States reporting no or few (under 5 %) of victims holding the citizenship of the country they were trafficked in are Belgium, Denmark, Ireland, Greece, Cyprus and Malta.

Citizenship of victims registered in the EU, EFTA, EU Candidate and Potential countries

An alternative way of presenting the data on citizenship of victims is to identify the number of countries which report victims with a particular citizenship. Table 8 provides an overview of the citizenship of victims that have been registered by all participating countries in this data collection and gives a better insight in the trafficking patterns within the participating countries. The list of the most frequent citizenships for each year is presented below:

Number of countries having victims with specific citizenship		
2008	2009	2010
RO in 17 countries	RO in 15 countries	RO in 15 countries
BG in 9 countries	BG in 11 countries	BG in 11 countries
SK in 5 countries	SK in 11 countries	SK in 8 countries
HU in 5 countries	HU in 8 countries	HU in 9 countries
	CZ in 8 countries	LT in 6 countries

Non-EU citizenship

The top 10 countries of victims with non-EU citizenship account for 72 % of the total non-EU citizenships of victims in 2008 and 52 % in 2010, indicating a greater variation in the origins of the victims. Nigeria and China are the main non-EU countries of origin of identified and presumed victims in the EU Member States and Brazil, Russia and Algeria also feature in all three years. There is however a slight change in the pattern: most eastern European countries on the list in 2008 are not present in 2009 or 2010 and Latin and Central American countries are more prominent in 2010. The list of top 10 countries of non-EU citizenship is consistent with the data received from Europol and from Frontex. It is also consistent with the priority countries and regions identified in the Action Oriented Paper, in particular the first category of countries.

Top 10 countries of victims with non-EU citizenships					
2008		2009		2010	
Nigeria	878	Nigeria	326	Nigeria	338
China	268	Brazil	151	China	248
Morocco	122	China	150	Paraguay	142
Brazil	111	Russia	66	Dominican Republic	142
Moldova	80	Algeria	60	Colombia	91
Albania	71	Vietnam	50	Russia	91
Russia	67	Thailand	49	Brazil	76
Algeria	62	Sierra Leone	47	Vietnam	64
Ukraine	57	Guinea	35	Namibia	52
Sierra Leone	44	Colombia	32	Algeria	50
Total	1 760		966		1 294
Total non EU	2 443		1 695		2 468
%	72		57		52

Source: Eurostat

Table 6: Number of "identified victims" and "presumed victims" (shown in brackets) in the EU ⁽¹⁾ by citizenship ⁽²⁾

	2008			2009			2010		
	Male	Female	Total	Male	Female	Total	Male	Female	Total
Belgium	0	0	0	0	0	0	0	0	0
Bulgaria	24	374 (32)	465 (60)	36	581 (39)	629 (39)	48 (1)	636 (45)	718 (46)
Czech Republic	0	14	18	4 (5)	18	25 (5)	24	27	54
Denmark	0	0	0	0	0	0	0	0	0
Germany	23	171	194	31	145	176	1	121	122
Estonia	1	0 (1)	1 (1)	0	0	0	0	4 (1)	4 (1)
Ireland	0	0	0	0	0	0	4	0	4
Greece	0	0	0	0	1	2	0	1	1
Spain	0	0	0	0	26	26	4	105	109
France	0	1	208	23	250	273	4	185	189
Italy	0	0	0	0	0	0	0	0	0
Cyprus	0	0	0	0	0	0	0	0	0
Latvia	0	7	7	1	15	16	0	17	17
Lithuania	0	26	26 (1)	0	18	18	2	17	19
Luxembourg	0	0	0	0	0	0	0 (4)	0 (2)	0 (6)
Hungary	3	53 (45)	56 (45)	0 (3)	51 (44)	51 (47)	14 (3)	75 (55)	90 (58)
Malta	0	0	0	0	0	0	0	0	0
Netherlands	0 (3)	0 (317)	0 (320)	0 (6)	0 (233)	0 (240)	0 (7)	0 (307)	0 (315)
Austria	0	2	2	0	2	2	2	3	5
Poland	3	38	41	1	26	27	3	32	35
Portugal	0	0	0	0	1	1	0	1	1
Romania	623 (1)	777 (19)	1 527 (234)	484 (44)	806 (49)	1 295 (93)	519 (3)	1 334 (46)	1 885 (49)
Slovenia	1	0	1	0	18	18	0	3	3
Slovakia	1 (2)	34 (9)	36 (11)	25 (13)	42 (5)	68 (18)	31 (1)	19 (15)	50 (16)
Finland	0	0 (1)	0 (1)	0	0	0	0	0 (2)	0 (2)
Sweden	0	1	1	0	0	0	0	0	0
United Kingdom	0	0	0	5 (1)	29	34 (1)	1 (2)	9 (1)	10 (3)
EU Total ⁽³⁾	679 (6)	1 498 (424)	2 583 (673)	610 (72)	2 029 (370)	2 661 (443)	657 (21)	2 589 (474)	3 316 (496)
EFTA countries	0	0	0	0	0	0	0	0	0
EU candidate countries	13	10	23	22	7	29	11 (1)	11	22 (1)
EU potential candidates	17 (0)	6 (0)	24 (66)	0	12 (2)	14 (2)	1 (0)	7 (0)	9 (0)
Other European countries	0	60 (0)	85 (119)	0	77 (1)	85 (1)	8 (3)	94 (7)	102 (10)
Asia	11 (26)	19 (85)	163 (186)	31 (51)	110 (68)	170 (119)	59 (44)	185 (58)	276 (102)
CELAC countries	10 (0)	30 (13)	66 (82)	17 (0)	174 (0)	203 (0)	42 (4)	398 (8)	442 (12)
Africa	0 (13)	45 (117)	198 (980)	7 (17)	322 (187)	329 (204)	27 (30)	330 (239)	378 (269)
<i>Unknown, stateless and other</i>	1 (0)	11 (14)	234 (217)	39 (55)	272 (147)	336 (203)	90 (73)	387 (259)	513 (332)

⁽¹⁾ Countries providing data for "identified victims": 21 Member States in 2008 (excluding EE, IE, ES, IT, PL, UK), 24 Member States in 2009 and 2010 (excluding EE, IT, PL). Countries providing data for "presumed victims": 7 Member States in 2008 (IT, LV, LU, MT, NL, SK, FI), 7 Member States in 2009 and 2010 (LV, LU, MT, NL, SK, FI, UK)

⁽²⁾ Total reflects the number of victims (including gender unknown)

⁽³⁾ The EU Total reflects the total for a given year based on the countries which provided data for that year. Not all EU Member States provided data for all of the three reference years and direct comparisons of EU totals between years may therefore be misleading.

Source: Eurostat

Table 7: Number of "identified victims" and "presumed victims" (shown in brackets) holding the same citizenship as the registering country ⁽¹⁾

	2008				2009				2010			
	same citizenship as registering country			% of total victims in the country	same citizenship as registering country			% of total victims in the country	same citizenship as registering country			% of total victims in the country
	Male	Female	Total		Male	Female	Total		Male	Female	Total	
Belgium	0	0	0	0	0	0	0	0	0	0	0	0
Bulgaria	10	239	249	100	13	333	346	100	34	398	432	100
Czech Republic	:	:	4	17	:	:	3	23	:	:	3	43
Denmark	0	0	0	0	0	0	0	0	0	0	0	0
Germany	23	171	194	32	31	145	176	29	1	120	121	22
Estonia	:	:	:	:	:	:	:	:	:	:	:	:
Ireland	:	:	:	:	0	0	0	0	4	0	4	5
Greece	0	0	0	0	0	1	2	2	0	0	0	0
Spain	:	:	:	:	0	26	26	6	4	105	109	8
France	:	:	207	25	23	250	273	34	4	185	189	26
Italy	:	:	(0)	(0)	:	:	:	:	:	:	:	:
Cyprus	0	0	0	0	0	0	0	0	0	0	0	0
Latvia	0	5	5	63 (0)	1	11	12	63 (0)	0	14	14	63 (0)
Lithuania	0	25	25	100	0	13	13	93	1	2	3	100
Luxembourg	0	0	0	0 (0)	0	0	0	0 (0)	0	0	0	0 (100)
Hungary	1	7	8	80	0	9	9	100	1	8	10	100
Malta	0	0	0	0 (0)	0	0	0	0 (0)	0	0	0	0 (0)
Netherlands	(3)	(317)	(320)	(39)	(6)	(223)	(240)	(26)	(7)	(307)	(315)	(32)
Austria	0	2	2	6	0	2	2	2	2	3	5	8
Poland	:	:	:	:	:	:	:	:	:	:	:	:
Portugal	:	:	:	:	:	:	:	:	:	:	:	:
Romania	616	606	1 222	99	360	419	779	100	504	648	1 152	100
Slovenia	1	0	1	3 (0)	0	18	18	78 (0)	0	3	3	15 (0)
Slovakia	0 (2)	17 (9)	17 (11)	100 (100)	9 (8)	16 (3)	25 (11)	100 (100)	16 (0)	10 (12)	26 (12)	100 (100)
Finland	0 (0)	0 (1)	0 (1)	0 (7)	0	0	0	0 (0)	0 (0)	0 (2)	0 (2)	0 (3)
Sweden	:	:	:	:	:	:	:	:	:	:	:	:
United Kingdom	:	:	:	:	5 (0)	29 (1)	34 (1)	18 (1)	1 (2)	9 (1)	10 (3)	4 (2)
Iceland	0	0	0	0	0	0	0	0	0	0	0	0
Norway	:	:	:	:	:	:	:	:	:	:	:	:
Switzerland	:	:	:	:	0	0	0	0	0	0	0	0
Croatia	1	2	3	38	0	1	1	20	0	4	4	57
Montenegro	:	:	:	:	:	:	:	:	:	:	:	:
Serbia	:	:	49	89	:	:	114	90	:	:	85	97
Turkey	0	0	0	0	0	0	0	0	0	0	0	0

⁽¹⁾ Total reflects the number of victims (including gender unknown)

: Data not available

Source: Eurostat

Table 8: Frequency of reporting of "identified victims" and "presumed victims" (shown in brackets) from the EU, EFTA, EU Candidate and Potential Candidates

Victims from	2008		2009		2010	
	reported in these countries:	Number of reporting countries	reported in these countries:	Number of reporting countries	reported in these countries:	Number of reporting countries
Belgium						
Bulgaria	BE, BG, DE, EL, FR, AT, TR, (IT, NL)	7 (2)	BE, BG, DE, EL, ES, FR, CY, AT, RO, CH, (NL)	10 (1)	BE, BG, DE, EL, FR, CY, LU, AT, SI, CH, (NL)	10 (1)
Czech Republic	CZ, DE	2	CZ, DK, DE, AT, UK, CH, RS, (UK)	7 (1)	CZ, DK, DE, AT, UK	5
Denmark						
Germany	DE	1	DE, CH	2	DE, AT	2
Estonia	FI, (1)	1 (1)			CY, LU, FI, (FI)	3 (1)
Ireland					IE	1
Greece			EL	1	RO	1
Spain			ES	1	ES	1
France	FR, RO,	2	FR	1	FR	1
Italy						
Cyprus						
Latvia	DK, LV	2	DK, IE, LV, LT	4	DK, IE, LV	3
Lithuania	EL, LT	2	IE, EL, LT	3	IE, EL, LT, UK, IS, (UK)	5 (1)
Luxembourg					(LU)	(1)
Hungary	DE, HU, AT, SI, (NL)	4 (1)	DK, DE, EL, CY, HU, AT, CH, (NL)	7 (1)	DE, HU, AT, RO, SI, UK, CH, (NL, UK)	7 (2)
Malta						
Netherlands	(NL)	(1)	(NL)	(1)	(NL)	(1)
Austria	AT	1	AT	1	AT	1
Poland	DE	1	DE, (NL)	1 (1)	DE, IE, LU, CH	4
Portugal			DK,	1	DK,	
Romania	BE, BG, CZ, DK, DE, EL, FR, CY, LU, HU, AT, RO, TR, (IT, MT, NL, FI)	13 (4)	DK, DE, IE, EL, ES, FR, CY, AT, RO, UK, CH, TR, RS, (NL, UK)	13 (2)	BE, DK, DE, IE, EL, ES, FR, CY, AT, RO, SI, UK, HR, RS, (NL)	14 (1)
Slovenia	SI	1	SI	1	SI	1
Slovakia	CZ, DK, AT, SI, SK, (SK)	5 (1)	CZ, DK, DE, IE, EL, AT, SK, UK, CH, (SK, UK)	9 (2)	DK, AT, SK, UK, CH, (NL, SK, UK)	5 (3)
Finland	(FI)	(1)			(FI)	(1)
Sweden	MT,	1				
United Kingdom			UK, (UK)	1 (1)	UK, (UK)	1 (1)
Iceland						
Norway						
Switzerland						
Croatia	HR	1	CH, HR	2	AT, SI, HR, RS	4
Montenegro			RS	1	RS	1
the former Yugoslav Republic of Macedonia	HR, RS	2	AT, RS	2		
Serbia	AT, SI, HR, RS	4	EL, HR, RS	3	EL, AT, RS	3
Turkey	DE	1	DE, AT	2	DE, (FI)	1 (1)
Albania	EL, (IT)	1 (1)	IE, EL, UK, RS, (UK)	4 (1)	IE, EL,	2
Federation of Bosnia & Herzegovina	DE, HR,	2	HR, RS,	2	HR,	1
Kosovo under UNSCR 1244					FI, HR,	2

Source: Eurostat

Country notes on Tables 6, 7, 8.

Czech Republic: Only victims who enter the Ministerial Programme provide information regarding their citizenship. It is not the main interest of the NGOs to ask the nationality of the victim.

Germany: Data cover only victims identified victims registered by the police. Reliable data on presumed victims as well as distinctive data on victims registered by other organisations are not available.

France: OCRTEH has provided the number of victims for prostitution purposes in the top 10 of countries of origin. The OCRIEST has provided the number of the more significant and substantial victims by citizenship.

Latvia: Data are provided by the State Police. Data about “identified victims” are provided by the NGO Society Shelter “Safe House”, which provide state funded social rehabilitation services. Data about “presumed victims” are provided by the NGO Society Resource Centre for Women “Marta”, which provide assistance for presumed victims using alternative financing.

Netherlands: In the Netherlands many different nationalities of registered victims of trafficking are registered, although only the top 10 countries per year are mentioned. In case a specific country shows up in the top 10 in one year but not in the other year, N/A (Not Applicable) is reported and only means that the nationality is not ranked in the top 10 nationalities for that specific year.

Portugal: The collection method of statistics on crimes recorded by the police does not allow data collection with this level of disaggregation. Only data on identified victims in crimes recorded by the police authorities are available, by sex of victims.

Romania: Data provided by the National Agency Against Human Trafficking, Ministry of Administration and Interior.

4.1.4 Number of victims receiving assistance and protection

Member States were asked to provide data on the total number of victims that received assistance, were given a reflection period and were given a residence permit. A total number of 19 Member States provided data on assistance and protection for at least one of the three reference years. Ten Member States provided data disaggregated by gender, and not always for the three reference years. Therefore conclusions based on these limited data were not possible.

a) Received assistance

According to the Directive on trafficking in human beings, victims are entitled to receive assistance and protection based on individual needs and risk assessments. The types of assistance given to victims may include: medical assistance, psychological assistance, legal assistance, short and long term shelter, travel assistance, education, vocational training, job placement, business training, (re)integration assistance, family mediation, resettlement assistance.

A total of 15 Member States provided data on the assistance received by the identified and presumed victims, not necessarily for all 3 reference years. It was reported that some victims received several types of assistance which explains that in some cases the total number of victims which received assistance is higher than the total number of victims (identified and presumed) for a particular year. For example, Belgium has declared 130 identified victims for 2010 in Table 2 and it has provided assistance to 305 victims the same year (Table 9). A similar discrepancy shows in the data from Romania and is acknowledged and explained in the metadata. Other countries like Estonia and Italy provide assistance to all victims. In 2010, the total number of victims who received assistance in the 15 Member States that were able to provide data was 5 086.

b) Reflection period

The Directive on the residence permit issued to third-country nationals who are victims of trafficking in human beings provides for a period of reflection. This should help put them in a position to reach a well-informed decision as to whether or not to cooperate with the competent authorities. The Council of Europe Convention on Actions against Trafficking in Human Beings provides for a reflection period for all victims of trafficking in human beings, regardless of their nationality.

In 2010, the number of victims given a reflection period in the 18 Member States that were able to provide data was 965. Thirteen Member States provided data on this indicator for all three reference years and for these countries the number of victims receiving a period of reflection remained stable at around 275.

Number of victims that received a reflection period (based on 13 Member States):

2008	2009	2010
275	275	274

c) Residence permits

The Directive on residence permits for victims who are third country nationals introduces a residence permit for at least 6 months. This is intended to give eligible victims a sufficient incentive to cooperate with the competent authorities, while including certain conditions to safeguard against abuse. Victims should be informed of the possibility of obtaining this residence permit and be given a period in which to reflect on their position. The aim is to put them in a position to reach a well-informed decision as to

whether or not to cooperate with the competent authorities, which may be the police, prosecution and judicial authorities. In 2010, the number of victims given a residence permit in the 19 Member States that were able to provide data was 1 196. Serbia and Turkey also provided data on the number of victims who received a residence permit. Fifteen Member States provided data on this indicator for all three reference years and for these countries the number of victims granted residence permits showed an increase from 703 (in 2008) to 1 178 (in 2010).

Total number of victims granted residence permits (based on 15 Member States):

2008	2009	2010
703	744	1 178

Table 9: Number of "identified victims" and "presumed victims" (shown in brackets) by assistance and protection: received assistance ⁽¹⁾

	2008			2009			2010		
	% Male	% Female	Total	% Male	% Female	Total	% Male	% Female	Total
Belgium	51 (47)	49 (53)	339 (171)	57 (48)	43 (52)	314 (124)	52 (58)	48 (42)	305 (137)
Bulgaria	:	:	:	:	:	:	:	:	:
Czech Republic	0	0	0	0	0	0	0	0	0
Denmark	0	0	0	0	0	0	0	0	0
Germany	4	96	161	10	90	177	1	99	214
Estonia	:	:	55	:	:	78	:	:	57
Ireland	:	:	:	:	:	66	:	:	78
Greece	:	:	:	:	:	:	:	:	:
Spain	:	:	:	:	:	:	:	:	:
France	:	:	:	:	:	:	:	:	:
Italy	(15)	(84)	(1 624)	:	:	(2 421)	:	:	(2 381)
Cyprus	3	97	58	76	24	113	10	90	52
Latvia	0 (0)	100 (100)	5 (14)	8 (0)	92 (100)	12 (4)	0 (0)	100 (100)	14 (5)
Lithuania	:	:	:	:	:	:	:	:	:
Luxembourg	0	0	0	0	100	3	33	67	3
Hungary	:	:	:	:	:	:	:	:	:
Malta	0	100	1	0	0	0	0	0	0
Netherlands	:	:	:	(14)	(86)	(201)	(18)	(82)	(225)
Austria	:	:	:	0	0	0	0	0	0
Poland	:	:	:	:	:	:	:	:	0 (253)
Portugal	:	:	:	:	:	:	:	:	:
Romania	:	:	1 527	:	:	1 008	36	64	1 258
Slovenia	5 (0)	75 (100)	20 (9)	25 (54)	75 (46)	4 (26)	14 (0)	86 (100)	7 (27)
Slovakia	0	100	17	36	64	25	62	38	26
Finland	(38)	(63)	(16)	(24)	(76)	(17)	(30)	(70)	(44)
Sweden	:	:	:	:	:	:	:	:	:
United Kingdom	:	:	:	0	0	0	0	0	0
EU Total ⁽²⁾			2 183 (1 834)			1800 (2 793)			2 014 (3 072)
Iceland	:	:	:	:	:	:	:	:	:
Norway	:	:	:	:	:	:	:	:	:
Switzerland	:	:	:	:	:	:	:	:	:
Croatia	63	38	8	0	100	5	14	86	7
Montenegro	:	:	:	:	:	:	:	:	:
Serbia	0	0	0	0	0	0	:	:	46
Turkey	0	100	78	3	97	72	3	97	30

⁽¹⁾ Total reflects the number of victims (including gender unknown). 0 rather than : entered if data provided for other items in this group.

⁽²⁾ The EU Total reflects the total for a given year based on the countries which provided data for that year. Not all EU Member States provided data for all of the three reference years and direct comparisons of EU totals between years may therefore be misleading.

: Data not available

Source: Eurostat

Table 10: Number of "identified victims" and "presumed victims" (shown in brackets) by assistance and protection: reflection period ⁽¹⁾

	2008			2009			2010		
	% Male	% Female	Total	% Male	% Female	Total	% Male	% Female	Total
Belgium	(43)	(57)	(95)	(49)	(51)	(69)	(65)	(35)	(94)
Bulgaria	:	:	:	:	:	:	:	:	:
Czech Republic	33	67	24	31	69	13	57	43	7
Denmark	0	100	20	0	100	26	10	90	29
Germany	23	77	87	34	66	134	9	91	113
Estonia	:	:	:	:	:	:	:	:	:
Ireland	:	:	:	10	90	10	0	100	5
Greece	:	:	:	:	:	:	:	:	:
Spain	:	:	:	:	:	:	:	:	:
France	:	:	:	:	:	:	:	:	:
Italy	:	:	:	:	:	:	(0)	(0)	(0)
Cyprus	0	100	4	0	100	3	0	0	0
Latvia	0 (0)	0 (0)	0 (0)	0 (0)	0 (0)	0 (0)	0 (0)	0 (0)	0 (0)
Lithuania	:	:	:	:	:	:	:	:	:
Luxembourg	0	0	0	0	0	0	0	100	3
Hungary	:	:	:	:	:	:	:	:	:
Malta	0	0	0	0	0	0	0	0	0
Netherlands	:	:	:	(0)	(0)	(0)	(17)	(83)	(256)
Austria	:	:	:	0	0	0	0	0	0
Poland	:	:	:	:	:	:	:	:	3 (0)
Portugal	:	:	:	:	:	:	:	:	:
Romania	56	44	18	0	0	0	0	0	0
Slovenia	0 (0)	100 (0)	10 (0)	0 (0)	100 (0)	5 (0)	0 (0)	100 (0)	2 (0)
Slovakia	0	100	17	36	64	25	62	38	26
Finland	(0)	(0)	(0)	(0)	(0)	(0)	(0)	(0)	(0)
Sweden	:	:	:	:	:	:	:	:	:
United Kingdom	:	:	:	27	73	331	30	70	427
EU Total ⁽²⁾			180 (95)			547 (69)			615 (350)
Iceland	:	:	:	:	:	:	:	:	:
Norway	:	:	:	:	:	:	:	:	:
Switzerland	:	:	:	:	:	:	:	:	:
Croatia	0	0	0	0	0	0	0	0	0
Montenegro	:	:	:	:	:	:	:	:	:
Serbia	0	0	0	0	0	0	0	0	0
Turkey	0	0	0	0	0	0	0	0	0

⁽¹⁾ Total reflects the number of victims (including gender unknown). 0 rather than : entered if data provided for other items in this group.

⁽²⁾ The EU Total reflects the total for a given year based on the countries which provided data for that year. Not all EU Member States provided data for all of the three reference years and direct comparisons of EU totals between years may therefore be misleading..

: Data not available

Source: Eurostat

Table 11: "Identified victims" and "presumed victims" (shown in brackets) by assistance and protection: residence permit ⁽¹⁾
(%)

	2008			2009			2010		
	% Male	% Female	Total	% Male	% Female	Total	% Male	% Female	Total
Belgium	50 (53)	50 (47)	327 (77)	58 (45)	42 (55)	288 (55)	52 (60)	48 (40)	288 (63)
Bulgaria	:	:	:	:	:	:	:	:	:
Czech Republic	0	0	0	0	0	0	0	0	0
Denmark	0	100	3	0	100	1	0	100	1
Germany	0	0	0	0	0	0	0	0	0
Estonia	0	0	0	0	0	0	0	0	0
Ireland	:	:	:	9	91	11	0	100	7
Greece	:	:	:	:	:	:	:	:	:
Spain	:	:	:	:	:	:	:	:	:
France	:	:	:	:	:	:	:	:	:
Italy	(0)	(0)	(0)	(0)	(0)	(0)	:	:	(429)
Cyprus	3	97	58	76	24	113	10	90	52
Latvia	0 (0)	100 (0)	3 (0)	0 (0)	0 (0)	0 (0)	0 (0)	0 (0)	0 (0)
Lithuania	:	:	:	:	:	:	:	:	:
Luxembourg	0	0	0	0	0	0	0	100	1
Hungary	:	:	:	:	:	:	:	:	:
Malta	0	0	0	0	0	0	0	0	0
Netherlands	(11)	(89)	(235)	(19)	(81)	(280)	(21)	(79)	(340)
Austria	:	:	:	0	100	16	0	100	7
Poland	:	:	:	:	:	:	:	:	4 (0)
Portugal	:	:	:	:	:	:	:	:	:
Romania	0	0	0	0	0	0	100	0	2
Slovenia	0	0	0	0	0	0	0	100	1
Slovakia	0	0	0	0	0	0	0	0	0
Finland	(0)	(0)	(0)	(71)	(29)	(7)	(100)	(0)	(1)
Sweden	:	:	:	:	:	:	:	:	:
United Kingdom	:	:	:	0	0	0	0	0	0
EU Total ⁽²⁾			391 (312)			429 (342)			363 (833)
Iceland	:	:	:	:	:	:	:	:	:
Norway	:	:	:	:	:	:	:	:	:
Switzerland	:	:	:	:	:	:	:	:	:
Croatia	0	0	0	0	0	0	0	0	0
Montenegro	:	:	:	:	:	:	:	:	:
Serbia	:	:	2	:	:	6	:	:	1
Turkey	0	100	2	0	100	2	0	0	0

⁽¹⁾ Total reflects the number of victims (including gender unknown). 0 rather than : entered if data provided for other items in this group.

⁽²⁾ The EU Total reflects the total for a given year based on the countries which provided data for that year. Not all EU Member States provided data for all of the three reference years and direct comparisons of EU totals between years may therefore be misleading.

: Data not available

Source: Eurostat

Country notes applicable to Tables 9, 10 and 11.

Belgium: Data provided by the Immigration Office. In the category "identified victims" are all persons who already had an ongoing case at the beginning of the year (01 January). In the category "presumed victims", are the persons who started the procedure during the year (between 01 January and 31 December). The Belgian system provides assistance to all victims.

The part "residence permit" covers the persons with a certificate of registration, an A card (limited stay) or B card (unlimited stay). Figures on persons subject to Annex 13 (obligation to leave the territory) are excluded.

Czech Republic: Every identified victim receives assistance - through the Programme or through the services provided by NGOs. Victims who enter the Programme have a right for a 60 day reflection period and during their participation in the Programme their status is legalised, if necessary. Victims who remain till the end of the criminal proceeding may be granted permanent residency.

Denmark: All officially identified victims of trafficking are offered assistance and protection under the national action plan to combat human trafficking, such as appropriate and secure accommodation, medical and psychological care, counselling, juridical assistance, skills training courses etc. Most VoTs accept and receive some/different kinds of assistance, but there is no valid statistical data available for the given period on what specific assistance VoTs accept.

The persons granted the status of VoTs by the Danish Centre against Human Trafficking stays in Denmark on legal basis. They are not given a reflection period, but they are entitled to assistance and protection as all other victims of trafficking.

Denmark has no specific legal basis to grant residence permits to victims of THB, neither on the basis of their co-operation with the authorities nor on grounds of their personal situation. Victims of trafficking can seek asylum, if they fear persecution from traffickers or other persons in their country of origin. A temporary residence permit can be granted if the stay of a trafficked person beyond the reflection period is necessary for criminal investigations. Finally a residence permit on humanitarian grounds can be granted to victims of THB if significant considerations warrant it, e.g. serious physical or psychological illness. Denmark is not bound by the EU Directive 2004/81/EC.

Germany: Data cover only identified victims registered by the police - reliable data on presumed victims are not available. Data on victims given a residence permit are not available. The number of victims given a reflection period corresponds with the number of registered victims from third countries.

France: The OCRIEST does not cover this kind of data.

Latvia: Data about "identified victims" are provided by the NGO Society Shelter "Safe House", which provide state funded social rehabilitation services. Data about "presumed victims" are provided by the NGO Society Resource Centre for Women "Marta", which provide assistance for presumed victims using alternative financing. Data about the residence permits are provided by the Office of Citizenship and Migration Affairs.

Netherlands: - Victims are registered at CoMensha for one of the three specific goals:

- 1) Registration only
- 2) Registration, information and advice about the possibilities for the presumed victim.
- 3) Registration and shelter.

The numbers filled in under the category 'received assistance' refers to the third category 'Registration and shelter'. This does not mean that other registered victims of human trafficking did not receive assistance. Logistically there are organisations other than CoMensha that are able to provide assistance such as shelter, medical aid, legal assistance, etc. The numbers provided only cover the victims of trafficking registered at CoMensha. The numbers of those who receive shelter are only available from 2009 onwards.

The reflection period is part of the B9-regulation. The data on the reflection period is available from 2010 onwards. The residence permit is interpreted as the B9-regulation. The numbers only entail the trafficked persons who are granted a temporary B9-residence permit.

Austria: The NGO LEFÖ-IBF (Intervention Center for Trafficked Women) offers help to all identified victims, but the number of victims who had contact with the intervention centre is not recorded.

Portugal: The collection method of statistics on crimes recorded by the police does not allow data collection with this level of disaggregation.

Romania: Data on victims who receive assistance and reflection period are provided by National Agency Against Human Trafficking (ANITP). Year by year these data are centralized with information received from Regional Centres Against Human Trafficking. The data provided were extracted out of the yearly identified number of victims. The total numbers of victims assisted in Romania in a year is higher than the number of identified victims due to the specific length of time for individualized victims' process of reintegration. Data regarding victims' assistance represents the total numbers of victims who receive assistance of any kind during a year.

Article 130 paragraph no. 1, of 194/2002 Ordinance, provides that foreigners who are victims of trafficking in persons, smuggling of migrants, may be granted a temporary residence permit, even if they enter Romania illegally, at the request of the prosecutor or the court, on the following conditions:

- manifest a clear intention to cooperate with the Romanian authorities to facilitate the identification and bringing to justice of those participants who committed the crimes whose victims they are,
- had stopped personal relations with the suspects of crimes whose victims are,
- granting the right of residence is beneficial for carrying out the judicial investigation,
- their stay in Romania does not threaten public order or national security.

A reflection period, according to art.39 of law no. 678/2001 is granted for foreign or Romanian citizens considered to be victims of trafficking in persons. The period is up to 90 days and is needed for victims in order to regain physical and psychological abilities, to have a period to decide in an informed way on the further decisions regarding cooperation with authorities. In this period for the foreign citizens, Romanian Immigration Office provides a tolerance schedule at prosecutor or court request and have the possibility to be integrated in specific assistance programs. Romanian victims of trafficking undergoing a reflection period have the rights to be included in all forms of assistance provided to victims. Every time a victim is identified the victim is informed about their rights including a reflection period of up to 90 days.

Finland: The residence permit figures shown in the presumed victims data are not actual identified victims of human trafficking but mainly permits given on basis of pending court proceedings etc. (Finnish Immigration Services). The numbers receiving assistance from reception centers is presented in presumed victim data.

United Kingdom: The NRM database does not record assistance received by individuals. This is held by the Service Providers. All individuals who receive a positive Reasonable Grounds decision are granted a 45 day Reflection and Recovery period. Therefore there is no separate 'Potential Victim' data as all 'Potential' and 'Identified' victims have been granted the Reflection and Recovery period. The NRM database records whether or not a residence permit has been granted if informed by the Competent Authority. This does not happen in all cases as often the permit is granted after the Conclusive decision. Therefore the NRM database cannot provide a definitive answer. This information is held within UK Border Agency.

4.2. Police data on suspected traffickers

4.2.1. Number of suspected traffickers by citizenship

Member States were asked to provide data from police registration systems on the total number of suspected traffickers investigated in the three reference years. Consistent with the data on citizenship of victims, the top 10 countries of citizenship of suspected traffickers were asked. In practice however, a majority of the EU Member States actually provided an overview of citizenships of all presumed and identified victims (not limited to the top 10 countries) and this gives a more complete overview on the origin of victims of trafficking in human beings

All Member States provided data on the total number of suspected traffickers for at least one of the three reference years. Croatia, Serbia, Switzerland and Turkey also provided data on suspected traffickers (Table 13). The table reads as follows: in 2008 within EU Member States as a whole there were 162 suspected traffickers of Belgian citizenship, 266 suspected traffickers of Bulgarian citizenship, and 113 suspected traffickers of an Asian citizenship and so on. An overview of number of suspected traffickers from different regions is provided in the two tables below.

	2008	2009	2010
EU-27 total	1 723	1 896	1 701
EFTA countries	1	0	0
EU candidate countries	130	101	64
EU potential candidates	55	80	16
Other European countries	40	43	6
Asia	113	141	124
North America	0	2	0
CELAC	19	51	142
Africa	267	277	159
Unknown, stateless and other	1 690	1 567	1 660
Total	4 038	4 158	3 872

Source: Eurostat

The percentages in table below are calculated on the totals as provided by the Member States. For the 19 Member States which provided figures for all three reference years, there was a decline of 17 % in the number of suspected traffickers between 2008 and 2010.

	Tot. % 2008	Tot. % 2009	Tot. % 2010
EU-27 total	43	46	44
EFTA countries	0	0	0
EU candidate countries	3	2	2
EU potential candidates	1	2	0
Other European countries	1	1	0
Asia	3	3	3
North America	0	0	0
CELAC	0	1	4
Africa	7	7	4
Unknown, stateless and other	42	38	43

Source: Eurostat

EU Internal Trafficking

It can be observed that suspected traffickers with an EU citizenship represent about 45 % of the total number of suspected traffickers in the EU. Calculations were based on data from the 22 Member States which provided data for at least one of the three reference years. Direct comparison of the numbers of suspected traffickers between different years is not possible because the number of countries which provided figures was not the same in each year.

Most suspected traffickers with an EU citizenship in the three years are from Bulgaria, Romania, Germany, France and Belgium. The number of suspected traffickers of Bulgarian citizenship has gradually increased over the three reference years. In contrast, the number of suspected traffickers with citizenship of Belgium, Denmark, Germany, Greece, Cyprus, Austria or Poland gradually decreased over the same period.

Non-EU Citizenship

Based on the results from 22 Member States, 55 % of the suspected traffickers had a Non-EU citizenship, and the countries of citizenship were frequently Nigeria, China or Turkey. The top 10 countries seem to be quite consistent with the list of priority countries and regions identified in the Action Oriented Paper.

Top 10 Non-EU citizenships of suspected traffickers					
2008		2009		2010	
Nigeria	189	Nigeria	212	Nigeria	107
China	83	China	98	Brazil	94
Turkey	81	Turkey	93	China	92
Albania	50	Albania	53	Turkey	49
Algeria	36	Brazil	41	Algeria	17
Serbia	27	Bosnia & Herzegovina	27	Pakistan	17
The former Yugoslav Republic of Macedonia	20	Morocco	25	Albania	16
Former Serbia and Montenegro	16	Algeria	18	Ecuador	14
Brazil	16	Russia	18	Colombia	13
Morocco	14	Former Serbia and Montenegro	16	Serbia	13
Total	532		601		432
Total Non-EU (including unknown)	2315		2262		2171
%	23		27		20

Source: Eurostat

Citizenship of Victims and Traffickers Compared

Comparing the data on citizenship of identified and presumed victims over the three reference years with data on suspected traffickers gives the following information. The percentage of victims with EU citizenship is higher (61 %) compared to the percentage of suspected traffickers (45 %). However, the

countries of origin are more or less similar: both victims and suspected traffickers with EU citizenship are mainly from Romania and Bulgaria, whereas victims and suspected traffickers with non-EU citizenship are mainly from Nigeria and China.

A difference in pattern can be seen when comparing the lists of top 10 countries of (a) identified and presumed victims with non-EU citizenship and (b) suspected traffickers with non-EU citizenship, over the three reference years. The list of top 10 countries of suspected traffickers shows more western Balkan countries, whereas for identified and presumed victims with non-EU citizenship the list of top 10 countries shows more countries from Central and Latin America and Africa.

Suspected traffickers holding the same citizenship as the registering country

Some Member States report in one of the three reference years that all suspected traffickers had the citizenship of the registering country: Lithuania, Hungary, Malta, Slovakia and Latvia. Some Member States report a relatively low percentage (under 20 %) of suspected traffickers holding the citizenship of that country: Belgium, Italy, Sweden and Ireland.

Table 12: Percentage of suspected traffickers holding the same citizenship as the registering country ⁽¹⁾

	2008				2009				2010			
	Suspected Traffickers			% with citizenship of registering country	Suspected Traffickers			% with citizenship of registering country	Suspected Traffickers			% with citizenship of registering country
	Male	Female	Total		Male	Female	Total		Male	Female	Total	
Belgium	546	200	746	22	534	198	738	17	436	108	544	16
Bulgaria	:	:	87	92	:	:	91	95	:	:	105	99
Czech Republic	:	:	:	:	:	:	:	:	:	:	:	:
Denmark	10	15	25	60	19	10	29	21	8	5	13	23
Germany	534	145	680	47	545	145	690	42	479	160	639	32
Estonia	:	:	:	:	:	:	:	:	:	:	:	:
Ireland	:	:	:	:	37	18	55	7	47	11	58	16
Greece	:	:	:	:	:	:	:	:	:	:	:	:
Spain	:	:	:	:	293	21	314	38	377	301	678	45
France	:	:	554	46	351	226	577	48	335	183	518	36
Italy	341	200	541	16	251	109	360	14	:	:	:	:
Cyprus	79	39	118	57	60	30	90	61	40	19	59	51
Latvia	6	3	9	89	5	2	7	100	2	2	4	100
Lithuania	15	7	22	100	8	3	11	100	16	3	19	100
Luxembourg	8	0	8	0	3	0	3	0	5	1	6	0
Hungary	20	3	23	100	19	4	23	100	18	3	21	100
Malta	3	0	3	100	0	0	0	0	0	0	0	0
Netherlands	:	:	:	:	:	:	:	:	:	:	:	:
Austria	58	20	78	36	89	44	133	20	46	18	64	22
Poland	17	4	21	:	26	5	31	:	7	7	14	:
Portugal	24	3	27	:	21	7	28	:	17	6	23	:
Romania	:	:	1 402	:	:	:	925	:	:	:	1 099	:
Slovenia	13	3	16	69	9	3	12	92	11	4	15	73
Slovakia	5	1	6	100	6	1	7	86	13	3	16	44
Finland	4	2	6	50	6	1	7	71	1	1	2	0
Sweden	15	10	26	19	21	4	27	15	36	15	51	22
United Kingdom	:	:	:	:	:	:	:	:	:	:	:	:
Iceland	:	:	:	:	:	:	:	:	:	:	:	:
Norway	:	:	:	:	:	:	:	:	:	:	:	:
Switzerland	:	:	:	:	37	16	53	9	:	41	15	:
Croatia	:	:	:	:	:	:	:	:	:	:	:	:
Montenegro	12	2	14	86	4	4	8	25	10	1	11	73
Serbia	:	:	74	93	:	:	85	93	:	:	99	95
Turkey	:	:	253	84	:	:	301	85	:	:	108	68

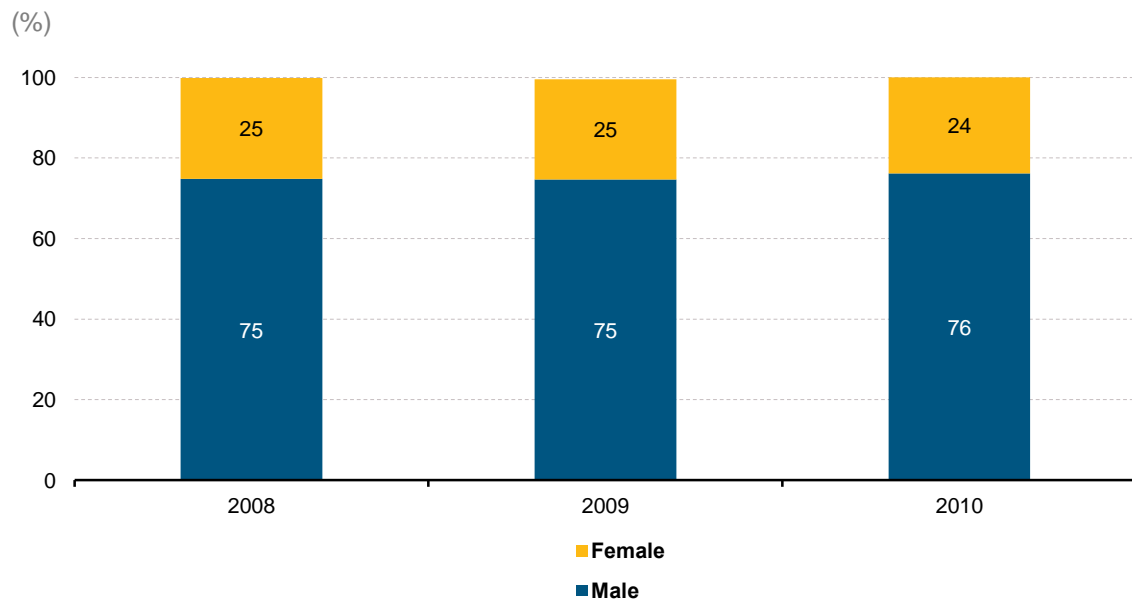
⁽¹⁾ Total reflects the number of suspected traffickers (including gender unknown).

: Data not available

Source: Eurostat

Trafficking in human beings is often considered to be one of the crimes with a relatively large participation of female criminals compared to other crimes. Reportedly some former victims of trafficking in human beings, in particular for the purpose of sexual exploitation, become traffickers after a certain period of time.

Figure 11: Suspected traffickers by gender



Source: Eurostat

A total of 16 Member States provided data disaggregated by gender for all three reference years. The data indicate that there is no difference in the pattern across the years, i.e. male suspected traffickers account for 75 % of the total number of suspected traffickers per year (Figure 11). To get a better overview of the differences per gender, the category unknown has been suppressed.

Table 13: Number of suspected traffickers in the EU ⁽¹⁾ by citizenship

	2008			2009			2010		
	Male	Female	Total	Male	Female	Total	Male	Female	Total
Belgium	117	45	162	88	42	130	70	18	88
Bulgaria	109	50	266	174	76	336	210	66	380
Czech Republic	1	0	1	14	3	17	1	0	1
Denmark	5	10	15	5	1	6	4	1	5
Germany	262	58	320	233	56	289	163	42	205
Estonia	2	0	2	0	0	0	0	0	0
Ireland	0	0	0	3	1	4	8	1	9
Greece	15	2	17	8	1	9	0	0	0
Spain	0	0	0	104	16	120	200	104	304
France	4	3	264	195	95	290	152	45	197
Italy	70	19	89	42	9	51	0	0	0
Cyprus	64	3	67	51	4	55	25	5	30
Latvia	5	3	8	13	5	18	3	2	5
Lithuania	15	7	22	9	3	12	16	3	19
Luxembourg	0	0	0	0	0	0	0	0	0
Hungary	43	20	63	32	12	44	48	28	76
Malta	3	0	3	0	0	0	0	0	0
Netherlands	9	2	11	19	3	22	16	3	19
Austria	26	2	28	24	2	26	11	3	14
Poland	22	12	34	1	2	3	1	0	1
Portugal	1	0	1	1	0	1	0	0	0
Romania	156	92	319	327	104	432	172	133	305
Slovenia	11	1	12	9	2	11	16	1	17
Slovakia	8	3	11	8	3	11	8	2	10
Finland	2	1	3	4	1	5	0	0	0
Sweden	3	2	5	4	0	4	10	1	11
United Kingdom	0	0	0	0	0	0	5	0	5
EU Total ⁽²⁾	953	335	1723	1368	441	1896	1139	458	1701
EFTA countries	1	0	1	0	0	0	0	0	0
EU candidate countries	124	6	130	97	3	101	62	2	64
EU potential candidates	49	4	55	71	9	80	16	0	16
Other European countries	14	26	40	29	14	43	1	5	6
Asia	50	30	113	85	56	141	74	50	124
North America	0	0	0	2	0	2	0	0	0
CELAC	2	2	19	44	7	51	45	97	142
Africa	82	120	267	143	134	277	68	91	159
Unknown, stateless and other	423	132	1 690	464	167	1 567	414	146	1 660

⁽¹⁾ Countries providing data: 21 Member States in 2008 (excluding EE, IE, EL, ES, NL, UK), 23 Member States in 2009 and 2010 (excluding EE, EL, NL, UK). Total reflects the number of suspected traffickers (including gender unknown).

⁽²⁾ The EU Total reflects the total for a given year based on the countries which provided data for that year. Not all EU Member States provided data for all of the three reference years and direct comparisons of EU totals between years may therefore be misleading.

: Data not available

Source: Eurostat

Country notes applicable to the Tables 12, 13.

Belgium: Data provided by the Police Fédérale

Bulgaria: According to the Bulgarian legislation, the concept of “suspected person” is not exist. In this respect such information is not collected and we are not able to provide it. Czech Republic: Suspected traffickers are mainly from Ukraine, Czech Republic, Slovak republic, Austria and Vietnam.

Denmark: The numbers concerns only persons prosecuted of violations of §262a in the penal code. Data on numbers of suspected traffickers that are not prosecuted are not available.

Germany: Identified traffickers registered by Police.

France: OCRTEH has provided the number of suspected pimps by citizenship.

The OCRIEST presents the number of facilitators. Precisely it covers the smugglers involved in the cases of illegal migration networks or organised crime groups.

Italy: The Central Direction of the Criminal Police of the Public Safety Department of Ministry of Interior provided consolidated data from their registry SDI/SSD about the number of reported persons (both still at large and under arrest) for crimes described by articles 600, 601 and 602 of the Penal Laws Code (corresponding respectively to enslavement and servitude, human trafficking, Business of Slaves).

The Central Direction of the Criminal Police specifies that the provided counts are the aggregation of the three types of crimes, as the questionnaire asks for a whole evaluation and counting of the phenomena (defined as “the recruitment, transportation, transfer, harboring or receipt of persons).

Other observations about the data are ‘citizenships are ordered by decreasing incidence of cases in each year of analysis’;

Latvia: Data provided by the Information Centre of the Ministry of the Interior

Lithuania: Includes the number of persons recorded as suspected of the crime of trafficking in human beings in pre-trial investigation institutions.

Portugal: The collection method of statistics on crimes recorded by the police does not allow data collection with this level of disaggregation. The data available regards the total number of suspected traffickers by sex.

Romania: The data regarding suspects includes Romanian suspects and foreign suspects but was not collected disaggregated by citizenship.

The source is Organized Crime Unit-General Inspectorate of Romanian Police for the years 2009 and 2010. For 2008 also data from General Inspectorate of Border Police was considered because since 2009, Border Police has no competence in investigating cases of trafficking.

Sweden: Number of persons suspected for trafficking offences by the police or the public prosecutor.

If one and the same person is prosecuted on several occasions in a year, the person is only counted once per year. Data are primarily collected from the county police’s system for case registration RAR and the public prosecutors’ system for case registration Cåbra.

Data include suspicions for all legal forms of trafficking in persons, including accessory etc.

Information on citizenship is missing in some cases. Missing cases is listed as unknown (UNK).

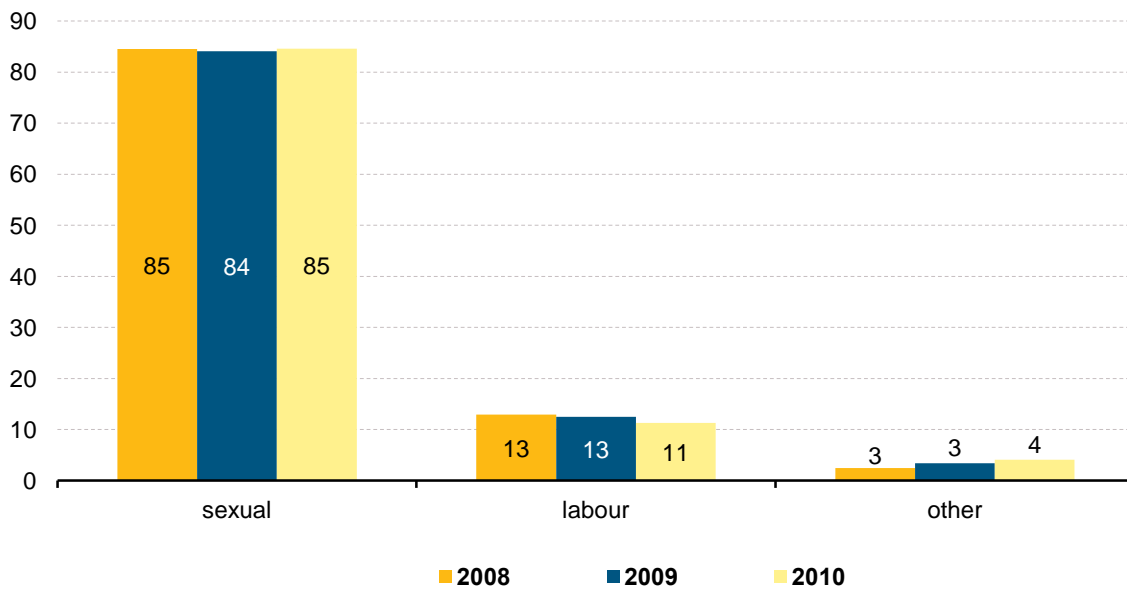
Serbia: Includes a criminal offence Article 388 Criminal Code of Serbia.

4.2.2. Number of suspected traffickers by form of exploitation

Member States were asked to collect data of suspected traffickers by form of exploitation. For this indicator 15 Member States provided data for at least one reference year. Member States which provided data only for 2009 and 2010 have been excluded from this analysis. The summary table and the graph show that suspected traffickers for sexual exploitation represent approximately 84 % of the total number of suspected traffickers in the 13 Member States over the three reference years. For this indicator, Turkey reported all suspected traffickers for sexual exploitation and Croatia reported a mixed picture of difference forms of exploitation.

Figure 12: Suspected traffickers by form of exploitation

(% of suspected traffickers)



Source: Eurostat

If the 2010 data on suspected traffickers are compared with the data on victims, it can be seen that a greater proportion of suspected traffickers are associated with trafficking for sexual exploitation (85 %) compared with the proportion of victims suffering sexual exploitation (66 %). Also a smaller proportion of suspected traffickers are associated with both labour (11 %) and other forms of exploitation (4 %) compared with the proportion of victims suffering labour (23 %) and other forms of exploitation (11 %).

Table 14: Number of suspected traffickers by form of exploitation ⁽¹⁾

	2008				2009				2010			
	Total known form of exploitation	% sexual exploitation	% labour exploitation	% other exploitation	Total known form of exploitation	% sexual exploitation	% labour exploitation	% other exploitation	Total known form of exploitation	% sexual exploitation	% labour exploitation	% other exploitation
Belgium	403	35	60	4	392	39	53	9	277	37	55	9
Bulgaria	87	91	5	5	91	89	5	5	105	89	5	7
Czech Republic	:	:	:	:	:	:	:	:	:	:	:	:
Denmark	21	100	0	0	29	100	0	0	13	100	0	0
Germany	799	98	2	0	809	96	4	0	767	95	5	0
Estonia	:	:	:	:	:	:	:	:	:	:	:	:
Ireland	:	:	:	:	55	47	40	13	58	64	19	17
Greece	:	:	:	:	:	:	:	:	:	:	:	:
Spain	:	:	:	:	314	100	0	0	678	100	0	0
France	554	100	0	0	577	100	0	0	518	100	0	0
Italy	:	:	:	:	:	:	:	:	:	:	:	:
Cyprus	122	91	7	2	126	86	10	4	68	60	22	18
Latvia	9	100	0	0	7	100	0	0	4	100	0	0
Lithuania	:	:	:	:	:	:	:	:	:	:	:	:
Luxembourg	8	100	0	0	3	100	0	0	7	71	14	14
Hungary	23	57	0	43	23	35	26	39	21	62	10	29
Malta	3	100	0	0	0	0	0	0	0	0	0	0
Netherlands	:	:	:	:	:	:	:	:	:	:	:	:
Austria	:	:	:	:	:	:	:	:	:	:	:	:
Poland	:	:	:	:	:	:	:	:	:	:	:	:
Portugal	:	:	:	:	:	:	:	:	:	:	:	:
Romania	:	:	:	:	:	:	:	:	:	:	:	:
Slovenia	16	81	0	19	12	100	0	0	15	100	0	0
Slovakia	6	100	0	0	7	100	0	0	16	100	0	0
Finland	:	:	:	:	:	:	:	:	:	:	:	:
Sweden	26	42	0	58	27	30	0	70	51	49	0	51
United Kingdom	:	:	:	:	:	:	:	:	:	:	:	:
Iceland	:	:	:	:	:	:	:	:	:	:	:	:
Norway	:	:	:	:	:	:	:	:	:	:	:	:
Switzerland	:	:	:	:	:	:	:	:	:	:	:	:
Croatia	13	62	38	0	8	75	0	25	10	30	20	50
Montenegro	:	:	:	:	:	:	:	:	:	:	:	:
Serbia	:	:	:	:	:	:	:	:	:	:	:	:
Turkey	253	100	0	0	301	100	0	0	108	100	0	0

⁽¹⁾ A trafficker may be involved in more than one form of exploitation

: Data not available

Source: Eurostat

Country notes applicable to Table 14.

Bulgaria: According to national legislation in force, the item “Other” covers data on: “By force submission” and “Baby selling”.

According to the Bulgarian legislation, the concept of “suspected person” does not exist.

Germany: Several forms of exploitation (domestic servitude, forced begging, criminal activities and removal of organs) are not defined by the current German Penal law. Therefore current data for Germany are only available on sexual exploitation and exploitation by forced labour.

France: OCRTEH has provided data. The OCRIEST is not able to provide this kind of data.

Latvia: Data provided by the State Police

Hungary: The data for forms of exploitation to the detriment of a person under eighteen years of age

Romania: Data collected regarding suspected traffickers were not collected disaggregated by form of victims’ exploitation.

The source is the Organized Crime Unit-General Inspectorate of Romanian Police for the years 2009 and 2010. For 2008 data from General Inspectorate of Border Police were also considered. Since 2009, the Border Police are not responsible for investigating cases of trafficking.

Sweden: Figures are for the number of persons suspected for trafficking offences by the police or the public prosecutor.

If one and the same person is suspected on several occasions in a year, the person is only counted once per year.

Data are primarily collected from the county police’s system for case registration RAR and the public prosecutors’ system for case registration Căbra.

Registration on forms of exploitation is based on a 4-digid classification system which separates between a) sexual exploitation and b) other forms of exploitation. The latter category may include all forms of exploitation except sexual exploitation i.e. forced labour, domestic servitude, forced begging, organ removal, criminal activities etc. Offences within this category are listed as “other”.

4.3. Data on prosecuted traffickers

4.3.1 Number of prosecuted traffickers by citizenship

Data were requested on the total number of prosecuted traffickers by citizenship and a total number of 19 Member States provided data on at least one of the three reference years.

Table 15 gives the number of traffickers prosecuted anywhere in EU Member States by their citizenship. The results have been further summarised in the following table, which shows that in 2008 67 % of the prosecuted traffickers in the EU had citizenship of an EU Member States. This percentage increased to 75 % in 2009 and 76 % in 2010.

	2008	2009	2010
EU-27 total	1 119	1 103	1 214
EFTA countries	0	0	0
EU candidate countries	14	40	44
EU potential candidates	13	35	26
Other European countries	38	43	54
Asia	31	27	41
CELAC	13	8	7
Other America	5	6	5
Africa	23	31	43
Unknown, stateless and other	422	181	169
Total	1 678	1 474	1 603

Source: Eurostat

	Tot. % 2008	Tot. % 2009	Tot. % 2010
EU-27 total	67	75	76
EFTA countries	0	0	0
EU candidate countries	1	3	3
EU potential candidates	1	2	2
Other European countries	2	3	3
Asia	2	2	3
CELAC	1	1	0
Other America	0	0	0
Africa	1	2	3
Unknown, stateless and other	25	12	11

Source: Eurostat

The vast majority of the prosecuted traffickers come from the EU Member States. Albania, Morocco, Russia and Turkey are the most common countries of citizenship of the prosecuted non-EU traffickers. The top 10 non-EU countries of citizenship account for between 19 % and 40 % (depending on the year) of the total number of the non-EU prosecuted traffickers.

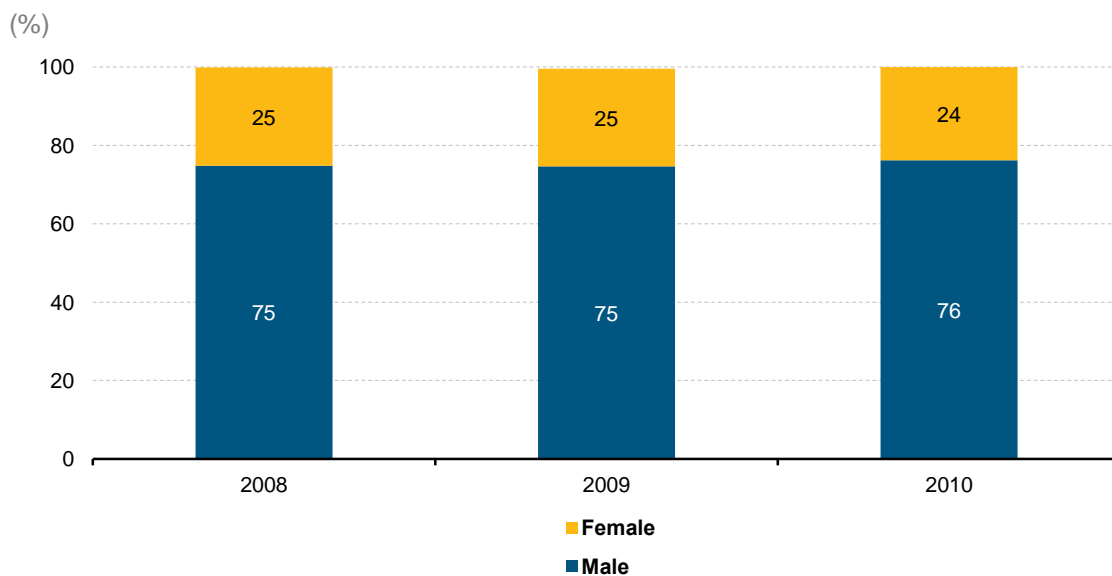
After a fall in 2009, the number of prosecuted traffickers increased in 2010.

2008		2009		2010	
Russia	16	Albania	31	Turkey	31
Morocco	13	Turkey	28	Russia	27
Turkey	12	Russia	17	Albania	22
Albania	12	Nigeria	15	Nigeria	20
China	12	Morocco	12	Morocco	13
Ukraine	10	Serbia	10	Uzbekistan	11
Suriname	9	Ukraine	9	Serbia	9
India	7	Suriname	6	China	8
Moldova	7	Antilles	6	Moldova	8
Nigeria	6	the former Yugoslav Republic of Macedonia	6	Pakistan	6
Total	104		140		155
Total non-EU (including unknown)	559		371		389
%	19		38		40

An analysis of the number of prosecuted traffickers by gender shows that around 75 % of the prosecuted traffickers are male and 25 % are female.

Comparing the top 10 countries of prosecuted traffickers with suspected traffickers (4.2.1) shows some changes in patterns. Prosecuted traffickers with Nigerian and Chinese citizenship do not appear as often in the top 10 countries, and instead prosecuted traffickers with Russian, Turkish and Albanian citizenship are more prevalent.

Figure 13: Prosecuted traffickers by gender



Source: Eurostat

Table 15: Number of prosecuted traffickers in the EU ⁽¹⁾ by citizenship ⁽²⁾

	2008			2009			2010		
	Male	Female	Total	Male	Female	Total	Male	Female	Total
Belgium	1	0	1	0	2	2	0	1	1
Bulgaria	33	13	127	66	20	174	64	27	195
Czech Republic	7	8	15	1	1	18	0	1	22
Denmark	0	0	0	0	0	0	1	0	1
Germany	110	17	127	81	19	100	76	23	99
Estonia	0	0	0	0	0	0	0	2	2
Ireland	0	0	0	0	0	0	0	0	0
Greece	61	12	73	104	27	131	73	7	80
Spain	1	0	1	0	0	0	0	0	0
France	0	2	2	0	0	0	0	1	1
Italy	1	0	1	8	1	9	5	0	5
Cyprus	64	3	67	51	4	55	25	5	30
Latvia	2	0	2	8	3	11	1	0	1
Lithuania	16	9	25	7	5	12	16	5	21
Luxembourg	0	0	0	0	0	0	3	1	4
Hungary	33	20	53	35	14	50	37	16	53
Malta	3	0	3	0	0	0	0	0	0
Netherlands	71	4	75	47	8	55	72	12	85
Austria	70	24	105	51	10	69	37	8	54
Poland	8	4	12	7	7	14	2	0	2
Portugal	4	3	7	0	0	0	0	1	1
Romania	39	32	400	66	53	377	74	44	530
Slovenia	10	1	11	10	3	13	10	1	11
Slovakia	5	2	7	7	5	12	2	4	11
Finland	3	2	5	0	0	0	0	0	0
Sweden	0	0	0	1	0	1	3	0	3
United Kingdom	0	0	0	0	0	0	2	0	2
EU Total ⁽³⁾	542	156	1119	550	182	1103	503	159	1214
EFTA countries	0	0	0	0	0	0	0	0	0
EU candidate countries	13	1	14	34	6	40	38	4	44
EU potential candidates	11	2	13	30	5	35	20	6	26
Other European countries	10	28	38	11	32	43	19	35	54
Asia	18	13	31	19	8	27	25	16	41
CELAC	11	2	13	6	2	8	4	3	7
Other America	4	1	5	5	1	6	5	0	5
Africa	18	5	23	19	10	31	27	15	43
Unknown, stateless and other	233	65	422	50	13	181	47	18	169

⁽¹⁾ Countries providing data: 20 EU Member States in 2008, 2009 and 2010 (excluding BE, EE, IE, ES, FR, IT, UK)

⁽²⁾ Total reflects the number of prosecuted traffickers (including gender unknown).

⁽³⁾ The EU Total reflects the total for a given year based on the countries which provided data for that year. Not all EU Member States provided data for all of the three reference years and direct comparisons of EU totals between years may therefore be misleading.

: Data not available

Source: Eurostat

Country notes applicable to data on Table 15.

Czech Republic: Data are only available on the citizenship of traffickers who have been effectively convicted or acquitted.

Germany: Figures concern people brought before criminal courts where trafficking in human beings was the most serious offence.

Detailed data on citizenship are only available from 2009.

Italy: The citizenship of traffickers could be identified for prosecuted traffickers after the final decision.

Latvia: Data have been provided by the Information Centre of the Ministry of the Interior

Lithuania: Includes the number of recorded persons to whom the indictment has been drawn up at the end of the pre-trial investigation on crime of trafficking in human beings.

Netherlands: The data do not represent “citizenship”, but “country of birth”.

Portugal: The data available concern the number of defendants in first instance judicial courts, by sex and nationality.

Romania: Data are provided by the Directorate for Investigating Organized Crime and Terrorism, Public Ministry.

The data includes Romanian and foreign prosecuted traffickers. For the foreign prosecuted traffickers citizenship and gender are not available.

Sweden: The figures show the number of persons prosecuted for trafficking offences by the public prosecutor.

If one and the same person is prosecuted on several occasions in a year, the person is only counted once per year.

The data include convictions for all legal forms of trafficking in persons, including accessory etc. and are primarily collected from the public prosecutors’ system for case registration Cåbra.

Croatia: The data source is the Croatian CBS via two regular surveys, namely the statistical survey on accused adults against whom criminal proceedings have been validly concluded, and the statistical survey on juveniles against whom criminal proceedings have been validly concluded through a senate. The reporting units are courts of first instance, and from these surveys data on both accused and convicted adults and juveniles are obtained.

There is no double counting, because the statistical counting unit is the perpetrator of the criminal offence. Therefore, each accused person will be represented with one statistical form.

The data refer to article 175 (Trafficking in human beings and slavery) of the Croatian Penal Code.

Turkey: The figures refer to the number of suspects received by public prosecutor’s offices within the year in investigations for human trafficking. However, no data are available regarding the gender and citizenship of the suspects.

Serbia: The figures includes the criminal offence under Article 388 of the Criminal Code of Serbia

Norway: Statistics Norway has statistics on "Persons charged", defined as persons who have a legal decision against them. Common to all "persons charged" is that they are regarded by the police and prosecuting authorities as perpetrators, and have had the status as charged at the completion of the investigation (prior to any prosecution and court trial). A person suspected of having committed offences can get a legal status as charged at various times during the investigation of a criminal case (e.g. the status of prisoner in custody is person charged). Charges can, however, be withdrawn during the investigation so that by the completion of the investigation the person is no longer regarded as charged. In other words, persons who have been charged during the investigation, but not at the completion of the investigation, are not included in the statistics. Because the statistics do not cover everyone who has had the status of being charged, Statistics Norway's use of the term "charged" is not synonymous with corresponding terms in Section 82 of the Criminal Procedure Act. All "persons charged" in the statistics have, however, had the status of charged in connection with the offences for which they have received a legal decision.

Based on this definition, the term "persons charged" is considered to be equivalent to the term "prosecuted".

In some cases a person may be a participant in several offences and thus incur several charges in the course of the statistical year. The tables of persons charged show the number of different persons who have been charged in the course of the statistical year. In other cases several persons may have participated in one individual offence, i.e. several persons may be charged with the same offence. In such cases, all these persons are included in the tables of persons charged. On the basis of these two factors, the number of persons charged will be different from the number of offences solved by charge.

A person who has been charged with several offences in the course of the statistical year will be grouped by the *principal offence* in the tables, i.e. by the offence, which by law carries the longest sentences. The statistics cover all offences completely investigated within the statistical year. The statistics on prosecuted offenders are not available/published for 2010

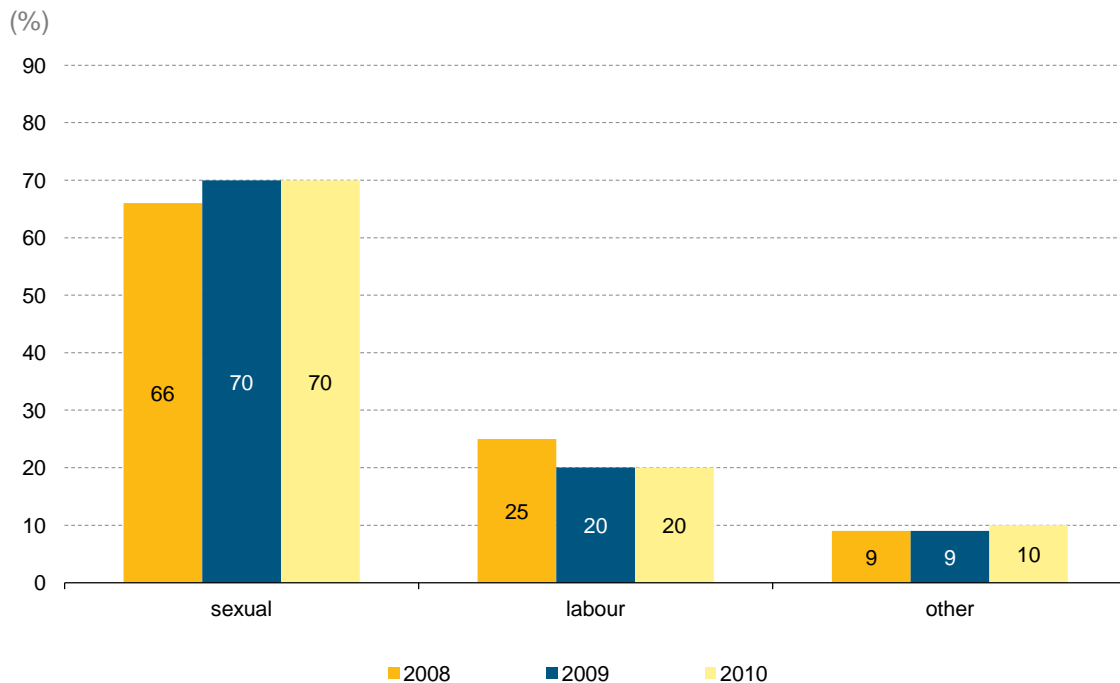
4.3.2 Number of prosecuted traffickers by form of exploitation

Member States were asked to provide data on the total numbers of prosecuted traffickers by form of exploitation.

For this indicator 12 Member States could provide data other than totals, for at least one reference year. In order to make comparisons over the three reference years, one Member State, which had data for only two years was excluded from the analysis.

The graph below shows that the proportion of traffickers prosecuted for sexual exploitation increased from 66 % to 70 % between 2008 and 2009. Between 2009 and 2010 there was no significant change in the distribution of traffickers by form of exploitation.

Figure 14: Prosecuted traffickers by form of exploitation



Source: Eurostat

Comparing data for the forms of exploitation of suspected and prosecuted traffickers for 2010 shows a slightly different picture. The percentage of prosecuted traffickers compared to suspected traffickers is higher for labour exploitation (respectively 20 % and 11 %) and for the category “Other” (10 % and 4 % respectively). Percentages for the category sexual exploitation are lower for prosecuted traffickers (70 %) compared to 85 % for suspected traffickers.

Table 16: Number of prosecuted traffickers by form of exploitation

	2008				2009				2010			
	Total known form of exploitation	% sexual exploitation	% labour exploitation	% other exploitation	Total known form of exploitation	% sexual exploitation	% labour exploitation	% other exploitation	Total known form of exploitation	% sexual exploitation	% labour exploitation	% other exploitation
Belgium	375	34	54	11	378	48	44	8	335	52	40	8
Bulgaria	87	91	5	5	91	89	5	5	105	89	5	7
Czech Republic	22	:	:	:	32	:	:	:	35	:	:	:
Denmark	:	:	:	:	:	:	:	:	:	:	:	:
Germany	200	87	13	1	207	91	7	1	192	90	9	2
Estonia	:	:	:	:	:	:	:	:	:	:	:	:
Ireland	:	:	:	:	:	:	:	:	:	:	:	:
Greece	:	:	:	:	:	:	:	:	:	:	:	:
Spain	:	:	:	:	:	:	:	:	:	:	:	:
France	:	:	:	:	:	:	:	:	:	:	:	:
Italy	156	92	0	8	49	94	4	2	:	:	:	:
Cyprus	122	91	7	2	126	86	10	4	68	60	22	18
Latvia	1	100	0	0	11	100	0	0	2	100	0	0
Lithuania	:	:	:	:	:	:	:	:	:	:	:	:
Luxembourg	4	100	0	0	5	80	0	0	29	52	0	0
Hungary	12	25	0	75	10	50	0	50	5	20	0	80
Malta	3	100	0	0	0	0	0	0	0	0	0	0
Netherlands	:	:	:	:	:	:	:	:	:	:	:	:
Austria	:	:	:	:	:	:	:	:	:	:	:	:
Poland	:	:	:	:	:	:	:	:	:	:	:	:
Portugal	:	:	:	:	:	:	:	:	:	:	:	:
Romania	:	:	:	:	:	:	:	:	:	:	:	:
Slovenia	16	81	0	19	12	100	0	0	15	100	0	0
Slovakia	:	:	:	:	:	:	:	:	:	:	:	:
Finland	:	:	:	:	:	:	:	:	:	:	:	:
Sweden	5	0	0	100	5	60	0	40	16	56	0	44
UK: England & Wales	134	84	0	16	136	70	0	30	75	88	0	12
Iceland	:	:	:	:	:	:	:	:	:	:	:	:
Norway	3	67	33	0	0	0	0	0	:	:	:	:
Switzerland	:	:	:	:	:	:	:	:	:	:	:	:
Croatia	:	:	:	:	:	:	:	:	:	:	:	:
Montenegro	:	:	:	:	:	:	:	:	:	:	:	:
Serbia	:	:	:	:	:	:	:	:	:	:	:	:
Turkey	:	:	:	:	:	:	:	:	:	:	:	:

: Data not available

Source: Eurostat

Country notes applicable to Table 16.

Belgium: The figures provided have been extracted from the database of the College of Public Prosecutors, which contains the records of the correctional department of the Prosecutor's Office in the courts of first instance. The data refer only to 'cases' involving adults registered on the database on 10 July 2011.

Bulgaria: The item "Other" covers data on: "By force submission" and "Baby selling".

Germany: The figures concern persons brought before criminal courts in case where trafficking in human beings was the most serious offence. Several forms of exploitation (domestic servitude, forced begging, criminal activities and removal of organs) are not defined by the current German Penal law. Therefore current data for Germany is only available on sexual exploitation (referring to Art. 232 of German Penal Code) and exploitation by forced labour (referring to Art. 233 of German Penal Code); "other forms" stands for severe cases of sexual exploitation or exploitation by forced labour, referring to Art. 233a of German Penal Code.

Italy: The form of exploitation is investigated considering the final decision of the prosecuted traffickers and is identified by considering which other law violations are included in the same proceedings: sexual exploitation and abetting prostitution law, worker protection law and others. "Other" includes kidnapping to obtain a ransom.

Latvia: Data are provided by the Information Centre of the Ministry of the Interior

Portugal: Statistics collected on cases in first instance judicial courts do not have this level of disaggregation.

Romania: Data are provided by the Directorate for Investigating Organized Crime and Terrorism, Public Ministry and concern Romanian and foreign prosecuted traffickers.

Sweden: The figures are the number of people prosecuted for trafficking offences by the public prosecutor.

If one and the same person is prosecuted on several occasions in a year, the person is only counted once per year.

The data include convictions for all legal forms of trafficking in persons, including accessory etc. and are primarily collected from the public prosecutors' system for case registration 'Căbra'. The recording of forms of exploitation is based on a classifications system which offers a separation between a) sexual exploitation and b) other forms of exploitation. The latter category may include all forms of exploitation except sexual exploitation i.e. forced labour, domestic servitude, forced begging, organ removal, criminal activities etc. Offences within this category are listed as "Other".

United Kingdom: The data are collected by the Ministry of Justice but are not available for the categories of: 'forced labour', 'domestic servitude', 'forced begging/use for begging', 'criminal activities', 'removal of organs' and 'unknown'. The forms of exploitations included in "Other" are: Trafficking people into the UK for the purpose of exploitation, b) Trafficking people within the UK for the purpose of exploitation.

The data provided are for England and Wales only. The figures are based on all offences rather than principal offences.

Croatia: Article 175 of the Croatian Penal Code (Trafficking in human beings and slavery), does not distinguish between the different forms of exploitation.

Norway: The data on the form of exploitation cover three categories “sexual exploitation”, “forced labour” and “criminal activities”.

4.3.3. Number of final decisions by the prosecuting service

Table 17: Number of final decisions by the prosecution service (for trafficking in human beings)

	2008	2009	2010
Belgium	:	:	:
Bulgaria	55	70	72
Czech Republic	17	26	26
Denmark	:	:	:
Germany	200	207	192
Estonia	83	193	153
Ireland	:	:	:
Greece	:	:	:
Spain	:	:	:
France	:	:	:
Italy	192	139	:
Cyprus	108	74	56
Latvia	1	9	1
Lithuania	:	:	:
Luxembourg	4	6	29
Hungary	16	15	9
Malta	1	0	0
Netherlands	270	180	210
Austria	470	400	503
Poland	:	:	:
Portugal	:	:	:
Romania	329	262	415
Slovenia	3	1	4
Slovakia	5	2	10
Finland	15	7	5
Sweden	6	5	29
UK: England & Wales	:	:	:
EU Total ⁽¹⁾	1775	1596	1714
Iceland	:	:	:
Norway	:	:	:
Switzerland	:	:	:
Croatia	:	:	:
Montenegro	:	:	:
Serbia	51	50	71
Turkey	642	598	576

(¹) The EU Total reflects the total for a given year based on the countries which provided data for that year. Not all EU Member States provided data for all of the three reference years and direct comparisons of EU totals between years may therefore be misleading.

: Data not available

Source: Eurostat

Country notes applicable to Table 17.

Czech Republic: data are available yet not statistically reported. Reports on number of traffickers convicted and acquitted are not available and on whether the conviction was conditional or not.

Denmark: The Ministry of Justice is not able to extract data on numbers of persons formally charged/indicted of violations of 262a related to persons charged of violations of 262a.

Germany: Persons brought before criminal courts as far as trafficking in human beings was the most serious offence; therefore the number of final decisions (3.3) has to be the same as the number of traffickers (3.1)

Estonia: Data refers to cases terminated and sent to court by the prosecution offices. Before the introduction of the specific offence (in Penal Code since 2012) different offences were used to prosecute cases of trafficking in persons, including the offences of enslaving, illegal removal of organs, aiding prostitution (pimping), child stealing and many others (Articles of Penal Code 133, 136, 138, 143, 143-1, 172, 173, 175, 176, 177, 177-1, 178, 178-1, 259, 268-1).

Italy: Data are collected at the moment of their definition by the Public Prosecutor and not at their first registration. For this reason data concerning the judicial flow from the registration to the final decisions are not available, but only the number of final decision: number of people prosecuted for human trafficking and archived cases.

The following criteria were used to extract proceedings about human trafficking: first of all prosecuted surely related to human trafficking were considered:

- (i) all the sentences including, within their related crimes, a specific article of the Penal law code or a specific law concerning human trafficking in immigration contest or a specific combination of articles were extracted. In particular art.601 of Italian penal code (CP) that punishes the trafficking of human beings (even within the national boundaries); art.1153 of Italian code of navigation (CN) or art. 1153 Law 327 of 1942 that impose a penalty for the trafficking of HB by means of boats or by airplanes; with art.416 comma 6 of Italian penal code punishes the criminal association aiming at to trafficking of HB and Law 146 of 2006 that considers the transnational criminal activities.
- (ii) likely sentences of human trafficking were extracted, considering other combinations of crimes, coded in terms of law articles. In particular Law 228 of 2003 that modified the previous articles 601 of penal code and art.600 of penal code that considers the enslavement and or maintenance in servitude and law 286 of 1998 that refers to illegal immigration.

Sweden: data includes decisions to prosecute by the public prosecutor, but also a few (less than five in total) decisions to issue waivers of prosecution or unspecified decision not to prosecute.

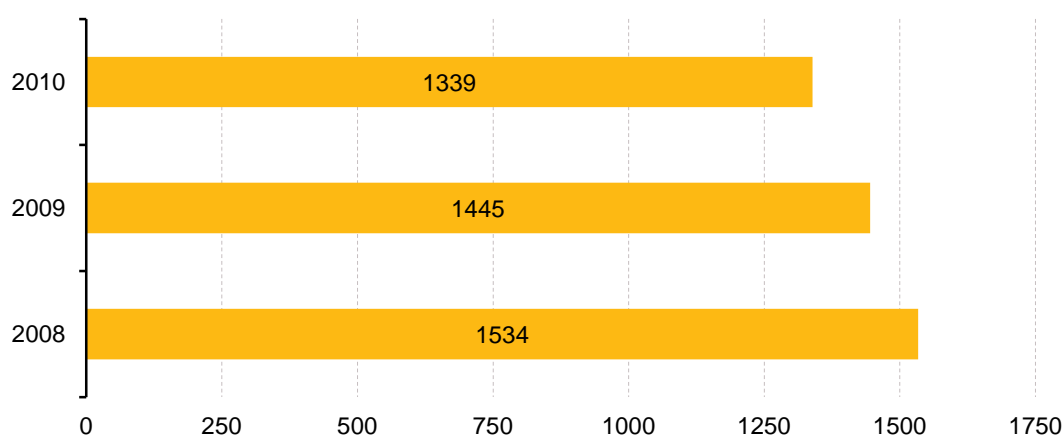
4.4. Number of convicted traffickers

Member States were asked to provide data on the total number of convicted traffickers, disaggregated by gender. Given the different constituent elements in the definition of the crime, trafficking in human beings can be a difficult crime to investigate, to prosecute and to convict.

A total of 22 Member States provided data for this indicator for all three reference years.

Table 18 gives the number of convicted traffickers by country disaggregated by gender. The overall figures show a decrease of 13 % in the number of convictions from 1 534 in 2008 to 1 339 in 2010, with Belgium demonstrating the most significant fall. From the non-EU participating countries, Montenegro, Serbia and Turkey reported an increase on convicted traffickers.

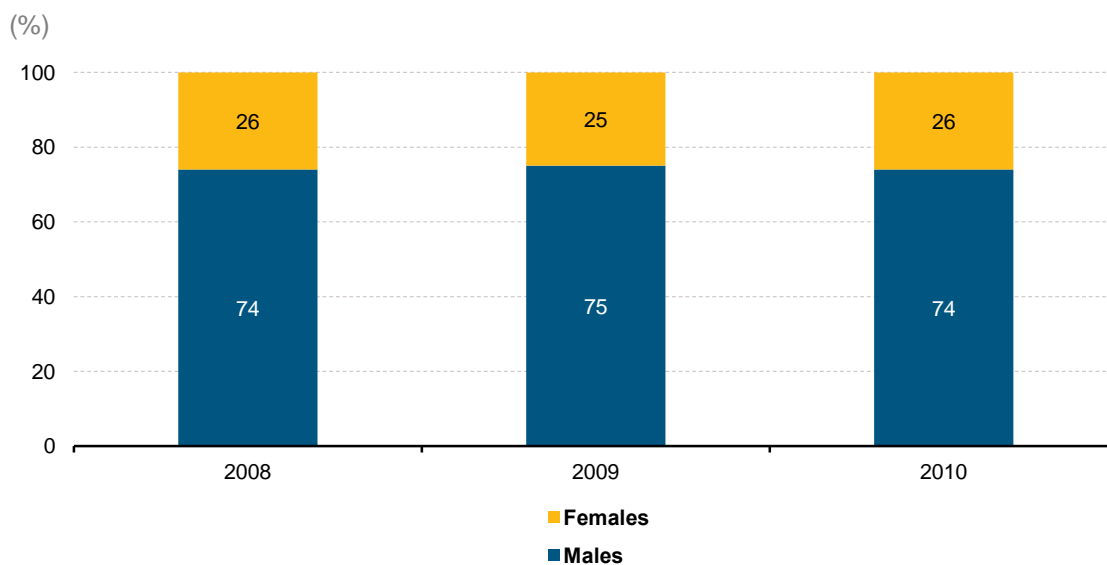
Figure 15: Number of convicted traffickers



Source: Eurostat

In terms of the gender of convicted traffickers, there are only small fluctuations between years, with the number of male convicted traffickers close to 75 % in each of the three reference years.

Figure 16: Convicted traffickers by gender



Source: Eurostat

Table 18: Number of convicted traffickers ⁽¹⁾

	2008			2009			2010		
	% Male	% Female	Total	% Male	% Female	Total	% Male	% Female	Total
Belgium	:	:	198	:	:	132	:	:	64
Bulgaria	:	:	69	:	:	108	:	:	106
Czech Republic	67	33	3	100	0	1	:	:	10
Denmark	29	71	7	80	20	10	64	36	11
Germany	82	18	155	79	21	148	75	25	131
Estonia	:	:	66	:	:	67	:	:	47
Ireland	:	:	:	:	:	:	:	:	:
Greece	:	:	:	:	:	:	:	:	:
Spain	:	:	:	:	:	:	:	:	:
France	72	28	606	74	26	558	72	28	577
Italy	50	50	4	59	41	17	:	:	:
Cyprus	60	40	25	20	80	5	0	100	1
Latvia	50	50	2	0	100	1	67	33	3
Lithuania	64	36	14	85	15	13	73	27	11
Luxembourg	0	100	1	50	50	2	50	50	4
Hungary	82	18	34	82	18	22	100	0	14
Malta	100	0	1	0	0	0	0	0	0
Netherlands	90	10	78	80	19	69	89	11	79
Austria	67	33	18	81	19	32	64	36	14
Poland	:	:	5	:	:	19	:	:	20
Portugal	67	33	3	80	20	5	0	100	1
Romania	73	27	191	77	23	183	72	28	203
Slovenia	:	:	:	:	:	:	:	:	:
Slovakia	75	25	16	90	10	10	67	33	6
Finland	60	40	5	0	0	0	0	0	0
Sweden	0	0	0	25	75	4	63	38	8
UK: England & Wales ⁽²⁾	78	22	37	68	32	56	76	24	29
Iceland	:	:	:	:	:	:	100	0	5
Norway	20	80	5	0	0	0	:	:	:
Switzerland	80	20	10	67	33	9	75	25	4
Croatia	0	0	0	75	25	4	67	33	3
Montenegro	0	0	0	0	0	0	100	0	3
Serbia	17	83	12	15	85	20	15	85	20
Turkey	:	:	13	:	:	23	:	:	28

⁽¹⁾ Total reflects the number of convicted traffickers (including gender unknown).

⁽²⁾ 2008: Break in the series

: Data not available

Source: Eurostat

Country notes applicable to Table 18:

Belgium: The Service de la Politique Criminelle publishes statistics on convictions, suspensions and detentions since 1994. This database is derived from the database of the Casier Judiciaire Central.

The series ends in 2009. Data from 2005 are provisional. The data on convictions are still encoded regularly for these years. For the years 2006 to 2008, about 10 to 15 % of the data have not yet been encoded. For the year 2009, approximately 25 % of the data have not yet been encoded.

From 2010, the data series distinguish between trafficking and human trafficking and the data can be considered to be more reliable. Note, however, that around 15 % of the convictions in 2010 have not been yet encoded.

The unit is the "number of convictions." This does not completely correspond to the concept of "number of convicted traffickers."

Finally, the database includes the different forms of human trafficking since 2010. However, the first extraction showed encoding errors that require specified instructions. For this reason, it was decided not to provide this detail now.

Italy: Data from the Central Criminal record office (CCRO) allow analysing definitive sentences of convictions on the basis of all the crimes that produced the final sentence of conviction. Each sentence concerns a single perpetrator.

The following criteria were used to extract sentences about human trafficking. First of all sentences surely related to human trafficking were considered: all the sentences including, within their related crimes, a specific article of the Penal law code (article 601). Secondly, likely sentences of human trafficking were extracted, considering combinations with other crimes, coded in terms of law articles, such as combination of articles (article 600 - 602 of the Penal Law Code and article 12 of the law 286 of year 1998, concerning illegal immigration) or the combination of enslavement and servitude or Business of Slaves with laws concerning sexual or labour exploitation, pornography, sexual violence. Finally, a third group of sentences was extracted considering less likely combinations of crimes related to human trafficking, within each sentence. Every extracted sentence was counted for only one of the three groups, thus maintaining, in the final table, the distinction among the three groups.

Latvia: Data are provided by the Courts Information System

Lithuania: The figures include the number of persons convicted for the crime of trafficking in human beings.

Netherlands: These numbers represent convicted traffickers for human trafficking. Persons who were prosecuted for human trafficking but eventually only have been convicted for crimes other than human trafficking are not represented in these numbers. This is important because it is often the case that human trafficking is not the only crime a suspect is charged with during the same criminal process. Often only numbers of convictions in human trafficking cases are given, but these numbers represent also convictions in human trafficking cases in which human trafficking has not been declared proven, but another crime is.

Portugal: The data available concern the number of convicted persons in first instance judicial courts, by gender.

Romania: The data are provided by the Superior Council of Magistracy, Ministry of Justice

Sweden: Data concern the number of persons convicted in county courts (first instance) and include convictions for all legal forms of trafficking in persons, including accessory etc. Persons are only counted once per year.

United Kingdom: These data are collected by the Ministry of Justice. Data provided are for England and Wales only.

The figures are based on all offences rather than principal offences and have been extracted from large administrative data systems generated by courts and police forces. As a consequence, care should be taken to ensure data collection processes and their inevitable limitations are taken into account when those data are used.

The figures exclude data for Cardiff magistrates' court for April, July and August 2008.

Croatia: The data are provided by the Croatian Bureau of statistics via two regular surveys, namely the statistical survey on accused adults against whom criminal proceedings have been validly concluded, and the statistical survey on juveniles against whom criminal proceedings have been validly concluded through a senate. Reporting units are the courts of first instance. There is no double counting, because the statistical counting unit is the perpetrator of the criminal offence. The data refer to Article 175 (Trafficking in human beings and slavery) of the Croatian Penal Code.

Turkey: The number of human traffickers whom a sentence decision has been made in cases judged at criminal courts within the year has been provided. No data are available regarding the gender.

European Commission

TSU [Y [Zg_ S` TV Ye

Luxembourg: Publications Office of the European Union

2013 — 86 pp. — 21 x 29.7 cm

ISBN 978-92-79-22842-1

ISSN 1977-0375

doi:10.2785/41344

Cat. No KS-RA-13-005-EN-N

Theme: Population and social conditions

Collection: Methodologies and working papers

How to obtain EU publications

Free publications:

- via EU Bookshop (<http://bookshop.europa.eu>);
- at the European Union's representations or delegations. You can obtain their contact details on the Internet (<http://ec.europa.eu>) or by sending a fax to +352 2929-42758.

Priced publications:

- via EU Bookshop (<http://bookshop.europa.eu>).

Priced subscriptions (e.g. annual series of the *Official Journal of the European Union* and reports of cases before the Court of Justice of the European Union):

- via one of the sales agents of the Publications Office of the European Union (http://publications.europa.eu/others/agents/index_en.htm).



ISBN 978-92-79-22842-1



9 789279 228421