



# MİLLÎ EĞİTİM İSTATİSTİKLERİ

Örgün Eğitim

## National Education Statistics

Formal Education

**2008-2009**

ISSN 1305-0903

MİLLÎ EĞİTİM İSTATİSTİKLERİ Örgün Eğitim  
National Education Statistics Formal Education  
**2008-2009**



Resmî İstatistik Programı Yayınıdır.  
A Publication of Official Statistics Programme

T.C.  
MİLLÎ EĞİTİM BAKANLIĞI  
Republic of Turkey  
Ministry of National Education



**MİLLÎ EĞİTİM İSTATİSTİKLERİ**  
**Örgün Eğitim**  
**National Education Statistics**  
**Formal Education**  
**2008- 2009**

**T.C. MİLLÎ EĞİTİM BAKANLIĞI STRATEJİ GELİŞTİRME BAŞKANLIĞI**  
MINISTRY OF NATIONAL EDUCATION STRATEGY DEVELOPMENT PRESIDENCY

**RESMÎ İSTATİSTİK PROGRAMI YAYINIDIR**  
A Publication of Official Statistics Programme

Bu yayının 5846 Sayılı Fikir ve Sanat Eserleri Kanunu'na göre her hakkı Millî Eğitim Bakanlığına aittir. Gerçek veya tüzel kişiler tarafından izinsiz çoğaltılamaz ve dağıtılamaz

Ministry Of National Education reserves all the rights of this publication. Unauthorised duplication or distribution of this publication is prohibited under Law No: 5846

**Yayın içeriğine yönelik sorularınız için**

For questions on the content of the publication

**Tel:** +90 (312) 417 11 57- 413 14 80 - 413 14 81

sgb@meb.gov.tr  
http://sgb.meb.gov.tr

ISSN 1300-0993  
ISBN 978-975-11-3167-6

Bu yayın, Türkiye İstatistik Kurumu'nun katkılarıyla Millî Eğitim Bakanlığı tarafından Resmi İstatistik Programı kapsamında hazırlanmıştır.

This book is prepared by the Ministry of National Education with the contributions of Turkish Statistics Institution within the framework of Official Statistics Programme.

Millî Eğitim Bakanlığı Strateji Geliştirme Başkanlığı ve Eğitim Teknolojileri Genel Müdürlüğü'nün katkılarıyla hazırlanan bu kitap, Bakanlık Makamının 20/02/2009 tarih ve 873 sayılı olurlarıyla Yayınlar Dairesi Başkanlığınca 3 000 adet bastırılmıştır.

This book which has been prepared by the Ministry of National Education, Presidency of Strategy Development with the contributions of General Directorate of Educational Technologies has been published in 3 000 copies by the Department of Publications with the Ministerial approval dated 20/02/2009 and numbered 873.

## ÖNSÖZ

Resmi İstatistik Programının yürürlüğe girmesiyle birlikte, Türkiye İstatistik Kurumu'nun yayınladığı verilerin yanı sıra, diğer kurum ve kuruluşlar tarafından üretilmesi ve yayınlanması öngörülen veriler, Programda yer alarak resmi istatistik olarak kabul edilecektir. Böylece ihtiyaç duyulan her alanda güvenilir veriler üretilmesi sağlanmış olacaktır.

2007–2011 Resmi İstatistik Programında Örgün Eğitim İstatistikleri'nin basılı yayın ve internet ortamında yıllık olarak yayınlanması sorumluluğu Bakanlığımıza verilmiştir.

Örgün eğitim; okul öncesi eğitimi, ilköğretim, ortaöğretim ve yükseköğretim kurumlarını kapsar. Ancak, Programda belirtildiği üzere yüksek öğretim istatistikleri Bakanlığımızın hazırladığı yayından bağımsız olarak Yüksek Öğretim Kurulu tarafından yayınlanacaktır.

Örgün eğitimin, plan ve program hedeflerine uygun bir biçimde işlerlik kazanması, gerekli verilerin doğru, güvenilir ve analiz edilebilir şekilde derlenmesi ile mümkündür. Eğitim planlamasının uygulanabilirliği tam, doğru ve güvenilir istatistikî bilgilerin seri bir biçimde derlenmesi ve kullanıcılara aktarılması ile mümkün olacaktır. Bu amaçlar doğrultusunda hazırlanan bu yayın İstatistikî Bölge Birimleri Sınıflandırmasına ve yerleşim yeri düzeyinde okul, öğrenci, öğretmen, mezun ve yeni kayıt öğrenci sayıları ile uluslar arası karşılaştırmalar yapılabilmesi amacıyla bazı eğitim göstergelerini kapsamaktadır.

Yayının, karar vericilere, bilim insanlarına ve diğer ilgili tüm kullanıcılara yararlı olmasını diliyoruz.

## FOREWORD

With the entrance into force of the Official Statistics Programme, besides the data published by Turkish Statistics Institute, data anticipated to be produced and published by other organizations and institutions will be included in the Programme and regarded as official statistics. Thus, requested reliable data on any field will be provided.

As stated in the 2007 – 2011 Official Statistics Programme, Ministry of National Education (MONE) is responsible for the annual publication (hardcopy and online) of Formal Education Statistics.

Formal education; includes pre primary, primary, secondary and tertiary educational institutions. However, as stated in the Programme, tertiary statistics will be published -independent of MONE - by the Higher Education Council.

In order for formal education to operate in accordance with the goals of its plans and programmes, compiling relevant data in accurate, reliable and analysable way is necessary. The applicability of educational planning will be possible through rapid compilation and transmission of implicit, accurate and reliable statistical data to users. The publication prepared for the purposes stated above includes number of new entrants, students, graduates and teachers by settlement according to the Classification of Statistical Region Units as well as certain internationally comparable educational indicators.

We hope that the publication will be beneficial for decision makers, academicians and all other users.

**Millî Eğitim Bakanlığı**  
Ministry of National Education



**İÇİNDEKİLER****CONTENTS**

	<b>Sayfa</b> Page	
<b>Önsöz</b>	<b>III</b>	<b>Foreword</b>
<b>İçindekiler</b>	<b>V</b>	<b>Contents</b>
<b>Tablo Listesi</b>	<b>VI</b>	<b>List of Tables</b>
<b>Simge ve Kısaltmalar</b>	<b>X</b>	<b>Symbols and Abbreviations</b>
<b>Açıklama</b>	<b>XI</b>	<b>Explanation</b>
<b>1. Millî Eğitim Bakanlığı Örgüt Şeması</b>	<b>XVIII</b>	<b>1. Structural Organization of The Ministry of National Education</b>
<b>2. Türk Millî Eğitim Sistemi Şeması</b>	<b>XX</b>	<b>2. Turkish National Education System</b>
<b>1. Eğitim Göstergeleri</b>	<b>1</b>	<b>1. Education Indicators</b>
<b>2. Örgün Eğitim, 2008-2009</b>	<b>47</b>	<b>2. Formal Education, 2008-2009</b>
Okul öncesi eğitim	<b>47</b>	Pre-primary education
İlköğretim	<b>53</b>	Primary education
Ortaöğretim	<b>73</b>	Secondary education
<b>3. Burslu Öğrenciler ve Öğrenci Pansiyonları</b>	<b>132</b>	<b>3. Scholarship Students and Student Boarding Houses</b>
<b>4. Yüksek Öğrenim Kredi ve Yurtlar Kurumu</b>	<b>136</b>	<b>4. Higher Education Loans and Dormitories Institution</b>
<b>5. Yurt Dışı Eğitimi ve Yüksek Öğretim Bilgileri</b>	<b>140</b>	<b>5. Education Abroad and Tertiary Education</b>
<b>6. Uygulama Oteli ve Öğretmen Evleri</b>	<b>147</b>	<b>6. Practice Hotels and Teachers' Guest Houses</b>
<b>7. Bütçe</b>	<b>150</b>	<b>4. Budget</b>
<b>8. Yatırım</b>	<b>153</b>	<b>5. Investment</b>

	Sayfa Page		
<b>Tablo Listesi</b>		<b>List of Tables</b>	
<b>1 Eğitim Göstergeleri</b>		<b>1 Education Indicators</b>	
<b>1.1</b> Öğretim yılı ve eğitim (5 yıllık zorunlu eğitim) seviyesine göre okullaşma oranı	<b>1</b>	<b>1.1</b> Schooling ratio by educational year and level of education (5-year compulsory education)	
<b>1.2</b> Öğretim yılı ve eğitim (8 yıllık zorunlu eğitim) seviyesine göre okullaşma oranı	<b>1</b>	<b>1.2</b> Schooling ratio by educational year and level of education (8-year compulsory education)	
<b>1.3</b> İstatistiki Bölge Birimleri Sınıflaması 3. Düzey ve eğitim seviyesine göre okullaşma oranı (2008-2009 öğretim yılı)	<b>2</b>	<b>1.3</b> Schooling ratio by Classification of Statistical Region Units Level 3 and level of education (the educational year 2008-2009)	
<b>1.4</b> Öğretim yılı ve eğitim (5 yıllık zorunlu eğitim) seviyesine göre cinsiyet oranı	<b>6</b>	<b>1.4</b> Sex ratio by educational year and level of education (5-year compulsory education)	
<b>1.5</b> Öğretim yılı ve eğitim (8 yıllık zorunlu eğitim) seviyesine göre cinsiyet oranı	<b>6</b>	<b>1.5</b> Sex ratio by educational year and level of education (8-year compulsory education)	
<b>1.6</b> Okul türü ve öğretim yılına göre okul / birim, öğretmen, öğrenci ve mezun olan öğrenci sayısı	<b>7</b>	<b>1.6</b> Number of schools / units, teachers, students and graduates by type of school and educational year	
<b>1.7</b> Okul türü ve öğretim yılına göre okul, öğretmen, şube, öğrenci ve mezun olan öğrenci sayısı	<b>8</b>	<b>1.7</b> Number of schools, teachers, divisions, students and graduates by level of education and educational year	
<b>1.8</b> 2008 yılında ÖSYS okul türü ve öğrenim durumuna göre başvuran ve yükseköğretim programlarına yerleşen aday sayıları (sınavsız geçiş dahil)	<b>12</b>	<b>1.8</b> Number of applicants and appointed to tertiary education programmes in year the 2008 by school type and educational status (transition without examination is included)	
<b>1.9</b> İstatistiki Bölge Birimleri Sınıflaması 1. düzey ve eğitim seviyesine göre okul, şube, öğretmen ve derslik başına düşen öğrenci sayısı	<b>14</b>	<b>1.9</b> Number of students per school, division, teacher and classroom by level of education according to Classification of Statistical Region Units level 1	
<b>1.10</b> İstatistiki Bölge Birimleri Sınıflaması 2. düzey ve eğitim seviyesine göre okul, şube öğretmen ve derslik başına düşen öğrenci sayısı	<b>15</b>	<b>1.10</b> Number of students per school, division, teacher and classroom by level of education according to Classification of Statistical Region Units level 2	
<b>1.11</b> İstatistiki Bölge Birimleri Sınıflaması 3. düzey ve eğitim seviyesine göre okul, şube, öğretmen ve derslik başına düşen öğrenci sayısı	<b>16</b>	<b>1.11</b> Number of students per school, division, teacher and classroom by level of education according to Classification of Statistical Region Units Level 3	
<b>1.12</b> İstatistiki Bölge Birimleri Sınıflaması 3. düzey, yerleşim yeri ve eğitim seviyesine göre mezun olan öğrenci sayısı	<b>19</b>	<b>1.12</b> Number of graduates by settlement place and level of education according to Classification of Statistical Region Units Level 3	
<b>1.13</b> İstatistiki Bölge Birimleri Sınıflaması 3 düzey, yerleşim yeri ve eğitim seviyesine göre yeni kayıt öğrenci sayısı	<b>24</b>	<b>1.13</b> Number of new entrants by settlement place and level of education according to Classification of Statistical Region Units Level 3	
<b>1.14</b> Özel Eğitim Kurumlarında okul, öğrenci, öğretmen ve derslik sayısı	<b>30</b>	<b>1.14</b> Number of schools, students, teachers and classroom in Special Education Institutions	
<b>1.15</b> Özel Öğretim Kurumlarında okul, öğrenci, öğretmen ve derslik sayısı	<b>31</b>	<b>1.15</b> Number of schools, students, teachers and classroom in Private Education Institutions	
<b>1.16</b> İstatistiki Bölge Birimleri Sınıflaması 1., 2. ve 3. düzey ve eğitim seviyesine göre okul, şube, öğrenci, öğretmen, usta öğretici ve derslik sayısı	<b>32</b>	<b>1.16</b> Number of schools, divisions, students, teachers, master trainers and classrooms by Classification of Statistical Region Units Levels	

	Sayfa Page	
		1, 2, and 3 and level of education
<b>1.17</b> Eğitim kurumlarının kademelere göre okul, öğrenci, öğretmen ve derslik sayısı	<b>46</b>	<b>1.17</b> Number of schools, students, teachers and classrooms in education institutions by level of education
<b>2 Örgün Eğitim, 2008/2009</b>		<b>2 Formal Education, 2008/2009</b>
<b>Okul öncesi eğitim</b>	<b>47</b>	<b>Pre-primary education</b>
<b>2.1</b> Okul öncesi eğitim kurumlarının kademelere göre okul, öğrenci, öğretmen, derslik ve usta öğretici sayısı	<b>47</b>	<b>2.1</b> Number of schools, students, teachers, classrooms and master trainers by level of education in pre-primary education institutions
<b>2.2</b> İstatistiki Bölge Birimleri Sınıflaması 3. düzey, yerleşim yerine göre okul öncesi eğitim kurumlarında okul, şube, öğrenci ve öğretmen sayısı	<b>48</b>	<b>2.2</b> Number of schools, divisions, students and teachers in pre-primary education institutions by settlement place according to Classification of Statistical Region Units Level 3
<b>İlköğretim</b>	<b>53</b>	<b>Primary education</b>
<b>2.3</b> İlköğretim eğitim kurumlarının kademelere göre okul, öğrenci, öğretmen ve derslik sayısı	<b>53</b>	<b>2.3</b> Number of schools, students, teachers and classrooms in primary education institutions by level of education
<b>2.4</b> İstatistiki Bölge Birimleri Sınıflaması 3. düzey, yerleşim yeri, sınıflara göre İlköğretimde, okul, şube ve öğrenci sayısı	<b>54</b>	<b>2.4</b> Number of schools, divisions and students in primary education by grade and settlement place according to Classification of Statistical Region Units Level 3
<b>2.5</b> İstatistiki Bölge Birimleri Sınıflaması 3. düzey, yerleşim yeri ve doğum yıllarına göre ilköğretim de öğrenci sayısı	<b>62</b>	<b>2.5</b> Number of students in primary education by year of birth and settlement place according to Classification of Statistical Region Units Level 3
<b>2.6</b> İstatistiki Bölge Birimleri Sınıflaması 3. düzeye göre taşınmalı ilköğretim yapılan okul ve öğrenci sayıları	<b>70</b>	<b>2.6</b> Number of transporting and transported primary schools and students by Classification of Statistical Region Units Level 3
<b>Ortaöğretim</b>	<b>73</b>	<b>Secondary education</b>
<b>2.7</b> Ortaöğretim eğitim kurumlarının kademelere göre okul, öğrenci, öğretmen ve derslik sayısı	<b>73</b>	<b>2.7</b> Number of schools, students, teachers and classrooms in secondary education institutions by level of education
<b>2.8</b> İstatistiki Bölge Birimleri Sınıflaması 3. düzey, yerleşim yeri ve sınıflara göre ortaöğretimde okul, şube ve öğrenci sayısı	<b>74</b>	<b>2.8</b> Number of schools, divisions and students in secondary education by grade and settlement place according to Classification of Statistical Region Units Level 3
<b>2.9</b> İstatistiki Bölge Birimleri Sınıflaması 3. düzey yerleşim yeri ve doğum yıllarına göre ortaöğretimde öğrenci sayısı	<b>100</b>	<b>2.9</b> Number of students in secondary education by year of birth and settlement place according to Classification of Statistical Region Units Level 3
<b>3 Burslu Öğrenciler ve Öğrenci Pansiyonları</b>	<b>132</b>	<b>3 Scholarship Students and Student Boarding Houses</b>
<b>3.1</b> Öğretim dairelerine göre burslu öğrenci sayısı, 2002-2008	<b>132</b>	<b>3.1</b> Number of scholarship students by General Directorate/Department, 2002-2008
<b>3.2</b> İlköğretim ve ortaöğretim kurumlarında burslu öğrenci sayısı	<b>132</b>	<b>3.2</b> Number of scholarship students in primary and secondary education institutions
<b>3.3</b> Öğrenci pansiyonları	<b>133</b>	<b>3.3</b> Student boarding houses
<b>3.4</b> Ortaöğretim ve yükseköğretim özel öğrenci yurtları ile öğrenci sayısı	<b>133</b>	<b>3.4</b> Number of private dormitories and students in dormitories for secondary and tertiary education



	<b>Sayfa</b> Page	
<b>3.5</b> Özel öğrenci yurtlarının sayısı, yatak kapasitesi ve yurtta kalan öğrenci sayısı	<b>133</b>	<b>3.5</b> Number of private dormitories, their bed capacity and students in dormitories
<b>3.6</b> Ortaöğretim öğrenci pansiyonlarının kaynak ve kapasiteleri, 1998-2008	<b>134</b>	<b>3.6</b> Sources and capacities of secondary education student boarding houses, 1998-2008
<b>3.7</b> İstatistiki Bölge Birimleri Sınıflaması 3. düzeye göre özel öğrenci yurtlarında kalan öğrenci sayısı ve yurt kapasitesi	<b>134</b>	<b>3.7</b> Number of private dormitories, their capacities and students in private dormitories by Classification of Statistical Region Units Level 3
<b>3.8</b> Yerleşim yerine göre özel öğrenci yurtlarının sayısı	<b>135</b>	<b>3.8</b> Number of private dormitories by settlement place
<b>3.9</b> İlköğretim ve ortaöğretim öğrencilerinin yurtçi burs ücreti, 2002-2008	<b>135</b>	<b>3.9</b> Domestic study grants of students in primary and secondary education, 2002-2008
<b>4 Yüksek Öğrenim Kredi ve Yurtlar Kurumu Hizmetleri</b>	<b>136</b>	<b>4 Services Provided by Higher Education Loans and Dormitories Institution</b>
<b>4.1</b> Yüksek Öğrenim Kredi ve Yurtlar Kurumu'ndan burs ve öğrenim kredisi alan öğrenci sayısı ve kredi miktarı	<b>136</b>	<b>4.1</b> Number of students receiving study grant and loan from Higher Education Loans and Dormitories Institution and the amount of loan
<b>4.2</b> Yüksek Öğrenim Kredi ve Yurtlar Kurumuna bağlı yurtlar ve kapasiteleri	<b>136</b>	<b>4.2</b> Number of dormitories dependent on Higher Education Loans and Dormitories Institution and their capacities
<b>4.3</b> İl ve ilçelere göre Yüksek Öğrenim Kredi ve Yurtlar Kurumuna bağlı yurt ve yurtlarda barınan öğrenci sayısı ile yurt kapasitesi	<b>137</b>	<b>4.3</b> Number of dormitories dependent on Higher Education Loans and Dormitories Institution, students in dormitories and the capacities of dormitories by provinces and districts
<b>5 Yurt Dışı Eğitim ve Yüksek Öğretim Bilgileri</b>	<b>140</b>	<b>5 Education Abroad and Tertiary Education</b>
<b>5.1</b> Türk Cumhuriyetleri ile Türk ve Akraba Topluluklarında açılan öğretim kurumları ile Türkiye Türkçesi Eğitim Öğretim Merkezlerinde öğrenci, idareci ve öğretmenler	<b>140</b>	<b>5.1</b> Statistics on Schools and Turkish Training Centers at Central Asian Republics
<b>5.2</b> Türk Cumhuriyetleri ile Türk ve Akraba Topluluklarından gelen ve Ülkemizde burslu öğrenim gören öğrenciler	<b>140</b>	<b>5.2</b> Statistics on Scholarship students in Turkey coming from Central Asian Republics
<b>5.3</b> Ülkeler, öğrenim düzeyleri ve öğrenim dallarına göre yurt dışında öğrenim gören burslu öğrenciler	<b>141</b>	<b>5.3</b> Scholarship students studying abroad by country, level of education and programme
<b>5.4</b> Öğrenim düzeyleri ve öğrenim dallarına göre yurt dışında öğrenim gören özel öğrenciler ile resmi burslu statüdeki öğrenciler	<b>141</b>	<b>5.4</b> Private students and public scholarship students studying abroad by level of education and programme
<b>5.5</b> Ülkeler, öğrenim düzeyleri ve öğrenim dallarına göre yurt dışında öğrenim gören özel öğrenciler	<b>142</b>	<b>5.5</b> Private students studying abroad by country, level of education and programme
<b>6 Uygulama Otelleri ve Öğretmen Evleri</b>	<b>147</b>	<b>6 Practice Hotels and Teachers' Guest Houses</b>
<b>6.1</b> Gençlik ve izcilik eğitim tesisleri	<b>147</b>	<b>6.1</b> Youth and scouting educational facilities
<b>6.2</b> Turizm eğitim merkezleri	<b>147</b>	<b>6.2</b> Tourism training centres
<b>6.3</b> İstatistiki Bölge Birimleri Sınıflaması 3. düzeye göre uygulama oteli bulunan okullar	<b>148</b>	<b>6.3</b> Schools with practice hotels by Classification of Statistical Region Units Level 3
<b>6.4</b> İstatistiki Bölge Birimleri Sınıflaması 3. düzeye göre öğretmen evleri ile öğretmen lokali sayısı	<b>149</b>	<b>6.4</b> Teacher's guest houses and clubs by Classification of Statistical Region Units Level 3

	<b>Sayfa</b> Page	
<b>7 Bütçe</b>	<b>150</b>	<b>7 Budget</b>
<b>7.1</b> 2009 Yılı Millî Eğitim Bakanlığı bütçesinin ekonomik sınıflandırmaya göre dağılımı ve 2008 yılı kesintili bütçe ödeneğine oranı	<b>150</b>	<b>7.1</b> Allocation of the Budget of Ministry of National Education (MONE) for year 2009 by economical classification and it's ratio to Net Budget Appropriation in year 2008.
<b>7.2</b> 2009 yılı Millî Eğitim Bakanlığı bütçesinin fonksiyonel sınıflandırılmaya göre dağılımı	<b>150</b>	<b>7.2</b> Allocation of the Budget of Ministry of National Education (MONE ) for 2009 fiscal year by Functional Classification
<b>7.3</b> Millî Eğitim Bakanlığı bütçe büyüklükleri	<b>150</b>	<b>7.3</b> Budget of Ministry of National Education (MONE)
<b>7.4</b> GSYH ile Konsolide/Merkezi Yönetim Bütçesinin Millî Eğitim Bakanlığı bütçesine oranları	<b>151</b>	<b>7.4</b> Ratio of MONE's Budget in GDP and Consolidated /Central Government Budget
<b>7.5</b> YURT - KUR bütçesinin konsolide/ Merkezi Yönetim bütçesine oranı	<b>151</b>	<b>7.5</b> Ratio of YURT-KUR's budget in consolidated/Central Government budget
<b>7.6</b> 2009 yılı Yüksek Öğretim Kurulu, üniversite ve yüksek teknoloji enstitülerinin bütçe tasarısının 2008 yılı kesintili bütçesine oranı	<b>152</b>	<b>7.6</b> Ratio of 2009 budgets of Higher Education Council, universities and high technology institutes to net budget (after deductions) of 2008
<b>7.7</b> MEB ile YÖK+Üniversiteler bütçesinin GSYH ile Konsolide /Merkezi Yönetim bütçe içindeki payları	<b>152</b>	<b>7.7</b> Proportions of Budgets of MONE and HEC+Universities in GDP and Conso-lidated/ Central Government Budget
<b>8 Yatırım</b>	<b>153</b>	<b>8 Investment</b>
<b>8.1</b> Konsolide bütçe yatırımlarından Millî Eğitim Bakanlığı yatırımlarına ayrılan pay	<b>153</b>	<b>8.1</b> Proportion of MONE's Investments in Consolidated Budget Investments
<b>8.2</b> MEB yatırım bütçesinin Gayri Safi Yurtiçi Hâsıla (GSYH) ve konsolide bütçeye oranları	<b>153</b>	<b>8.2</b> Ratio of investment budget of MONE in Gross Domestic Product (GDP) and Consolidated budget
<b>8.3</b> Millî Eğitim Bakanlığı bütçesinden yatırımlara ayrılan pay	<b>154</b>	<b>8.3</b> Proportion of investments in the budget of MONE
<b>8.4</b> Konsolide bütçe yatırımlarından YURT-KUR yatırımlarına ayrılan pay	<b>154</b>	<b>8.4</b> Proportion of YURT-KUR's investments in consolidated budget investments
<b>8.5</b> 2009 yılında tahsisi öngörülen yatırım ödenekleri	<b>155</b>	<b>8.5</b> Investment Appropriations of year 2009
<b>8.6</b> Halkın ve Özel İdarelerin eğitime katkıları	<b>156</b>	<b>8.6</b> Provincial Private Administrations' and Individuals' Support to Education
<b>8.7</b> Son altı yılda yapılan derslik sayısı	<b>156</b>	<b>8.7</b> Classrooms built within the last six years
<b>8.8</b> 2008 yılı Millî Eğitim Bakanlığı biten yatırım projeleri	<b>157</b>	<b>8.8</b> Completed investment projects of MONE in year 2008
<b>8.9</b> 2008 Yılı Millî Eğitim Bakanlığı biten yatırımlarının projelere göre dağılımı	<b>158</b>	<b>8.9</b> Allocation of completed investments of MONE in year 2008 by projects

	Sayfa Page	
<b>SİMGE VE KISALTMALAR</b>		<b>SYMBOLS AND ABBREVIATIONS</b>
Bilgi yoktur	-	Denotes magnitude nil
01 /10/2008 ile 31/ 09/ 2009 arasındaki öğrenim dönemi	2008-2009	Education period from 01/10/2008 to 31/ 09/ 2009
Gayri Safi Yurtiçi Hasıla	GSYH	GDP Gross Domestic Product
İstatistikî Bölge Birimler Sınıflaması	İBBS	SRE Classification of Statistical Region Units
Millî Eğitim Bakanlığı	MEB	MONE Ministry of National Education
Yüksek Öğretim Kurulu	YÖK	HEC Higher Education Council
Türk Lirası	TL	TL Turkish Liras
Öğrenci Seçme ve Yerleştirme Merkezi	ÖSYM	Student Selection and Placement Centre
Öğrenci Seçme ve Yerleştirme Sınavı	ÖSYS	Student Selection and Placement Examination
Yüksek Öğrenim Kredi ve Yurtlar Kurumu	YURTKUR	Higher Education Loans and Dormitories Institution
Türkçe Öğretim Merkezi	TÖMER	Tukish Education Centre
Türkiye İstatistik Kurumu	TÜİK- TurkStat	Turkish Statistics Institution
Adrese Dayalı Nüfus Kayıt Sistemi	ADNKS	Adress-Based Population Register System

**AÇIKLAMA****1. Giriş****Türk Millî Eğitim Sisteminin Yapısı**

1739 sayılı Millî Eğitim Temel Yasası ile belirlenmiş olan Millî Eğitim Sistemi, "Örgün Eğitim" ve "Yaygın Eğitim" olmak üzere iki ana bölümden oluşmaktadır.

**1.1 Örgün Eğitim****Örgün Eğitim**

Örgün eğitim, belirli yaş grubundaki ve aynı seviyedeki bireylere, amaca göre hazırlanmış programlarla, okul çatısı altında düzenli olarak yapılan eğitimidir.

Örgün eğitim, Okul öncesi, ilköğretim, ortaöğretim ve yükseköğretim kurumlarını kapsar.

**Okul öncesi Eğitim**

Okul öncesi eğitim; isteğe bağlı olarak zorunlu ilköğretim çağına gelmemiş 3-5 yaş grubundaki çocukların eğitimini kapsar. Okul öncesi eğitim kurumları bağımsız ana okulları olarak kurulabildikleri gibi, gerekli görülen yerlerde ilköğretim okullarına bağlı ana sınıfları halinde veya ilgili diğer öğretim kurumlarına bağlı uygulama sınıfları olarak da açılmaktadır.

Okul öncesi eğitimin amacı; çocukların bedensel, zihinsel, duygusal gelişimini ve iyi alışkanlıklar kazanmasını, onların ilköğretime hazırlanmasını, koşulları elverişsiz çevrelerden gelen çocuklar için ortak bir yetişme ortamı yaratılmasını, Türkçenin doğru ve güzel konuşulmasını sağlamaktır.

Okul öncesi eğitim kurumları, bağımsız ana okulları olarak örgün ve yaygın eğitim kurumları bünyesinde uygun fiziksel kapasiteye göre ana sınıfları ve uygulamalı sınıflar olarak açılmaktadır.

**Yaz Okulu**

Okul öncesi eğitimi yaygınlaştırmak ve geliştirmek, çalışan anne-babanın taleplerini karşılamak amacıyla Okul Öncesi Eğitim Programı doğrultusunda çocuklar için önem ve öncelik arz eden konuları kapsayan, Okul öncesi eğitimden yararlanamayan 60-72 aylık çocuklara öncelik tanınarak yaz aylarında uygulanan eğitimidir.

**Mobil Anaokulu**

Okul öncesi eğitimi yaygınlaştırmak ve geliştirmek amacıyla, maddi imkanları yetersiz ailelerin Okul öncesi eğitim kurumlarına devam edemeyen 36-72 aylık çocukları için kuruma dayalı Okul öncesi eğitimine alternatif olarak uygulanan bir eğitim uygulamasıdır.

**EXPLANATION****1. Introduction****Overall Structure Of Turkish National Education System**

The National Education System, determined by National Education Basic Act No. 1739, consists of two main parts, namely "formal education" and "non-formal education".

**1.1. Formal Education****Formal Education**

Formal education is the regular education conducted within a school for individuals in a certain age group and at the same level, under programs developed in accordance with the purpose.

Formal education includes pre-primary, primary, secondary and higher education institutions.

**Pre-Primary Education**

Pre-primary education; involves the education of children in the age group of 3 to 5 who have not reached the age of compulsory primary education, on an optional basis. Pre-primary education institutions may be established as independent kindergartens or, where considered necessary, as nursery classes within a primary education school or as practice classes affiliated to other related education institutions.

The objective of pre-primary education is to ensure that children develop physically, mentally and emotionally and acquire good habits, that they are prepared for primary education, that a common environment of upbringing is provided for children who come from a disadvantaged background and that they speak Turkish properly and correctly.

Pre-Primary education institutions are opened as independent kindergartens and as nursery classes and practical classes within formal and non-formal education institutions with suitable physical capacity.

**Summer Preschool**

The aim of summer school programme is to spread and develop pre-primary education and to meet the needs of families that are on work about their child care and education. Summer school programme is an education that covers the subjects which have importance and priority in pre-primary programmes and implemented in summer especially for children aged 60-72 months who can not continue pre-primary education.

**Mobile Kindergarten**

Mobile kindergarten is an alternative implementation to pre-primary education for children aged 36-72 months who can not attend pre-primary institutions and whose families have inadequate conditions.

## Açıklama

Mobil anaokulu projesi, Okul Öncesi Eğitimi Genel Müdürlüğü, İl Millî Eğitim Müdürlükleri, Belediyeler ve Üniversiteler arasında imzalanan protokolle sürdürülmektedir.

## İlköğretim

İlköğretim 6-14 yaşlarındaki çocukların eğitim ve öğretimini kapsar. İlköğretim kız ve erkek bütün yurttaşlar için zorunludur ve Devlet okullarında parasızdır.

İlköğretimin amacı; her Türk çocuğunun iyi birer yurttaş olabilmesi için, gerekli temel bilgi, beceri, davranış ve alışkanlık kazanmasını, millî ahlak anlayışına uygun olarak yetişmesini, ilgi, yeti ve yetenekleri doğrultusunda hayata ve bir üst öğrenime hazırlanmasını sağlamaktır.

İlköğretimin son ders yılının ikinci yarısında öğrencilere, ortaöğretimde devam edilebilecek okul ve programların hangi mesleklerin yolunu açabileceği ve bu mesleklerin kendilerine sağlayacağı yaşam standardı konusunda tanıtıcı bilgiler vermek üzere rehberlik servislerince gerekli çalışmalar yapılır.

İlköğretim kurumları sekiz yıllık okullardan oluşur. Bu okullarda kesintisiz eğitim yapılır ve bitirenlere ilköğretim diploması verilir.

## Açık İlköğretim Okulu

Daha önce ilkokuldan mezun olan ancak herhangi bir nedenle ortaokula devam edememiş yurttaşlara yönelik olarak uzaktan öğretim yöntemi ile ilköğretimi tamamlama olanağı sağlayan kurumdur.

Sistem gereği okul, şube, öğretmen bulunmamaktadır.

## Ortaöğretim

Ortaöğretim; ilköğretime dayalı, en az dört yıllık genel, mesleki ve teknik öğretim kurumlarının tümünü kapsar.

Ortaöğretimin amacı; öğrencilere asgari ortak bir genel kültür vermek, birey ve toplum sorunlarını tanıtmak ve çözüm yolları aramak, ülkenin sosyo-ekonomik ve kültürel kalkınmasına katkıda bulunacak bilinci kazandırarak öğrencileri ilgi, yeti ve yetenekleri doğrultusunda yüksek-öğretime, hem yükseköğretime hem mesleğe veya geleceğe ve iş alanlarına hazırlamaktır. İlköğretimi tamamlayan ve ortaöğretime girmeye hak kazanmış her öğrenci ortaöğretime devam etme ve ortaöğretim olanaklarından ilgi, yeti ve yetenekleri ölçüsünde yararlanma hakkına sahiptir.

## Explanation

Mobile kindergarten project is carried out by MONE, municipalities and universities to provide free and quality pre-school services for the purpose of developing and spreading pre-primary education.

## Primary Education

Primary education involves the education and training of children in the age group of 6 to 13. Primary education is compulsory for all male and female citizens and is free at State schools.

The objective of primary education is to ensure that every Turkish child acquires the necessary knowledge, skills, behavior and habits to become a good citizen and is raised in accordance with the concept of national morals and that he/she is prepared for life and for the next level of education in accordance with his/her interests, talents and capabilities.

In the last educational semester of primary education, necessary studies are carried out by guidance services in order to inform students on which schools and programmes in secondary education pave the way to which professions and the living standards these professions shall provide to them.

Primary education institutions consist of eight-year schools where continuous education is provided and primary education diplomas are awarded to the graduating students.

## Open Primary Education

It is an institution providing for citizens who graduated from primary school before but could not attend junior high school for various reasons the opportunity to complete primary education via distance education method.

School, class and teacher are not available due to system.

## Secondary Education

Secondary education includes all education institutions of a general or vocational and technical character with a duration of at least four years following primary education.

The objectives of secondary education are to give students a common minimum overall knowledge, to familiarize them with problems of the individual and society and to seek solutions, to ensure that they gain the awareness that shall contribute to the socio-economic and cultural development of the country and to prepare them for both higher education and a profession or for life and employment, in line with their interests and aptitudes.

## Açıklama

## Explanation

### Açıköğretim Lisesi

Çeşitli olanaksızlıklar nedeniyle, yüz yüze eğitim yapan örgün eğitim kurumlarına devam edemeyen, örgün eğitim çağını geçiren ve liseye devam ederken açıköğretim lisesine geçmek isteyen öğrencilere hizmet vermektedir. Açıköğretim lisesinde ders geçme ve kredi sistemi ile öğretim verilmektedir. Sistem gereği okul, şube, öğretmen bulunmamaktadır.

### Yükseköğretim

Yükseköğretim; ortaöğretime dayalı, en az iki yıllık yüksek öğrenim veren eğitim kurumlarının tümünü kapsar.

Yükseköğretimin amacı; ülkenin bilim politikasına, toplumun yüksek düzeyde ve çeşitli kademelerdeki insan gücü gereksinimine göre öğrencileri ilgi, yeti ve yetenekleri doğrultusunda yetiştirmek, bilimsel alanlarda araştırmalar yapmak, araştırma-inceleme sonuçlarını gösteren ve bilim - tekniğin ilerlemesini sağlayan her türlü yayını yapmak, hükümetçe istenecek inceleme ve araştırmaları sonuçlandırarak düşüncelerini bildirmek, Türk toplumunun genel seviyesini yükseltici ve kamuoyunu aydınlatıcı bilimsel verileri sözlü ve yazılı ile halka yaymak ve yaygın eğitim hizmetinde bulunmaktadır.

Yükseköğretim kurumları;

- \* Üniversiteler
- \* Fakülteler
- \* Enstitüler
- \* Yüksekokullar
- \* Konservatuvarlar
- \* Meslek yüksek okulları
- \* Uygulama ve araştırma merkezleridir.

### 1.2. Yaygın Eğitim

#### Yaygın Eğitim

Yaygın eğitim, örgün eğitim yanında veya dışında düzenlenen eğitim faaliyetlerinin tümünü kapsar. Yaygın eğitimin özel amacı, millî eğitimin genel amaçlarına ve temel ilkelerine uygun olarak, örgün eğitim sistemine hiç girmemiş olan veya herhangi bir kademesinde bulunan, ya da bu kademedен çıkmış yurttaşlara örgün eğitimin yanında veya dışında;

\*Okuma-yazma öğretmek, eksik eğitimlerini tamamlamaları için sürekli eğitim olanağı hazırlamak,

\*Bilimsel, teknolojik, ekonomik, sosyal ve kültürel gelişmelere uyumlarını kolaylaştırıcı eğitim olanağı sağlamak,

\*Millî kültür değerlerimizi koruyucu, geliştirici, tanıtıcı ve benimsetici nitelikte eğitim yapmak,

### Open Education High School

It serves to students who could not attend formal education institutions due to various reasons or to those who are not in the formal education age. Subject passing and credit system are applied in the open education high school. School, class and teacher are not available due to system.

### Higher Education

Higher education comprises of the education institutions at every stage based on secondary education with a duration of at least two years.

The purpose of higher education is to raise the students in line with their interests, capabilities and skills according to the human force necessity of the society at higher level and various stages and science policy of the country, to conduct research in scientific areas, to make publications illustrating the research and investigation results and promoting science and technology, to provide opinion on researches and investigations requested by the Government, to disclose the scientific data that shall raise the general level of Turkish society and enlighten the public opinion and to provide non-formal education services.

Higher education institutions are;

- \* Universities,
- \* Faculties,
- \* Institutes ,
- \* Higher Schools ,
- \* Conservatories,
- \* Vocational Higher Schools ,
- \* Research and Application Centers.

### 1.2. Non-Formal Education

#### Non-Formal Education

In accordance with the general objectives and basic principles of national education, the objectives of non-formal education, which covers citizens who have never entered the formal education system or are at any level of it or have left at that level, and which may accompany formal education or be independent of it are;

\*To teach citizens to read and write and to provide them with the possibility of continuous education so that they may complete their deficient education,

\*To provide them with the opportunity of education that shall help them in adjusting to scientific, technological, economic, social and cultural developments,

\*To provide an education that serves to protect, develop, promote and assimilate the values of our national culture,

## Açıklama

\*Toplu yaşama, dayanışma, yardımlaşma, birlikte çalışma ve örgütlenme anlayış ve alışkanlıkları kazandırmak,

\*Ekonominin gelişimi doğrultusunda ve istihdam politikasına uygun meslek edinmelerini sağlayıcı olanaklar hazırlamak,

\*Beslenme ve sağlıklı yaşam tarzını benimsetmek,

\*Çeşitli mesleklerde çalışanlara, gelişmeleri için gerekli bilgi ve becerileri kazandırmak,

\*Boş zamanlarını yararlı bir biçimde değerlendirme ve kullanma alışkanlıkları kazandırmak.

## Usta Öğretici

Millî Eğitim Bakanlığı kurumlarında sözleşmeli veya ek ders görevi ile görevlendirilecek uzman ve usta öğreticilere denir.

## 2. Yöntem

### Veri Derleme Şekli

Örgün eğitim istatistiklerinin derlene-bilmesi ve yayımlanabilmesi için internet ortamında çalışan ve her eğitim seviyesi ile okul bazında bilgi girişi yapılabilen Millî Eğitim Bakanlığı Bilişim Sistemleri (MEBBİS), 2002/'03 eğitim-öğretim yılında başlatılmıştır. Okul müdürlükleri aynı yılın öğretim yılı başı ve bir önceki yılın öğretim yılı sonu bilgilerini okul kayıtlarından almaktadır.

2008-2009 eğitim ve öğretim yılında Okul öncesi ve ilköğretim öğrenci ve bina bilgileri **e-okul** modülünden, internet ortamından alınmaktadır.

### e-Okul

Millî Eğitim Bakanlığına bağlı okul/kurumlarda öğrenci ve yönetimle ilgili iş ve işlemlerin elektronik ortamda yürütüldüğü ve bilgilerin saklandığı sistemdir.

### İşbirliği Yapılan Kurum Kuruluşlar:

Millî Eğitim Bakanlığı, Türkiye İstatistik Kurumu ve Devlet Planlama Teşkilatı Müsteşarlığı ile ortak çalışarak, veri taleplerindeki değişiklikler her yıl güncellenmektedir.

## Explanation

\*To ensure that an understanding and habits for living together, solidarity, mutual assistance, working together and getting organized are acquired and assimilated,

\*To provide opportunities for citizens in non-formal education to gain a profession in accordance with the employment policies and in line with the development of the economy,

\*To promote a healthy way of life and healthy nutritional habits,

\*To provide people engaged in various professions with the necessary information and skills for further development,

\*To establish the habit of spending and using spare time productively.

## Foreman/Master Trainer

Refers to the instructors to be assigned with duties in institutions of Ministry of National Education on a temporary (contractual or pay-per-lesson) basis.

## 2. Method

### Data Collection

In order for formal education statistics to be collected and published, Ministry of National Education launched the project named "MEBBİS" in the educational year 2002/'03. School directors send their recorded data covering level of education to the computer centre of Ministry of National Education via internet. Data are taken from the school records at the beginning of the educational year and the end of the previous educational year.

For the educational year 2008-2009, data on students and buildings for pre-primary and primary education have been taken via internet from the **e-school** module.

### e-School

e-School is a system through which the transactions related to students and management in schools/institutions dependent on the Ministry of National Education are electronically managed and through which the data are stored.

### Institutions in Collaboration:

In order to collect data, and to publish formal education statistics, Ministry of National Education, State Planning Organization and Turkish Statistics Institution will be in cooperation according to demands for every educational year.

### 3. Tanım ve Kavramlar

#### Cinsiyet Oranı

Belirli bir öğretim yılında ilgili öğretim türünün kız çocuk brüt okullaşma oranının, aynı öğretim yılında ilgili öğretim türünün erkek çocuk brüt okullaşma oranına olan göreceli büyüklüğünü göstermektedir. İki farklı göstergenin (brüt okullaşma oranlarının) birbirine oranlanmasıyla yapılan hesaplamaların 100 ile çarpılmasıdır.

#### Brüt Okullaşma Oranı

İlgili öğrenim türündeki tüm öğrencilerin, ait olduğu öğrenim türündeki teorik yaş grubunda bulunan toplam nüfusa bölünmesi ile elde edilir.

A: Toplam öğrenci sayısı

B: Teorik yaş grubundaki toplam nüfus

$$\text{Brüt okullaşma oranı} = \frac{A}{B}$$

#### Net Okullaşma Oranı

İlgili öğrenim türündeki teorik yaş grubunda bulunan öğrencilerin, ait olduğu öğrenim türündeki teorik yaş grubunda bulunan toplam nüfusa bölünmesi ile elde edilir.

A: Teorik yaş grubundaki öğrenci sayısı

B: Teorik yaş grubundaki toplam nüfus

$$\text{Net okullaşma oranı} = \frac{A}{B}$$

Öğrencilerin bitirdiği yaş baz alınarak; İlköğretimde teorik yaş 6-13, ortaöğretimde teorik yaş 14-17, yükseköğretimde teorik yaş 18-21 olarak kabul edilmiştir.

#### Gayri Safi Yurtiçi Hasıla

Bir ekonomide yerleşik olan üretici birimlerin belli bir dönemde yurtiçi faaliyetleri sonucu yaratmış oldukları tüm mal ve hizmetlerin üretim değerleri toplamından bu mal ve hizmetlerin üretimde kullanılan girdiler toplamının düşülmesi sonucu, Gayri Safi Yurtiçi Hasıla değerine, dış alım net faktör gelirleri değerinin eklenmesiyle Gayri Safi Milli Hasıla değerine ulaşılır.

### 3. Definitions and Concepts

#### Student Sex Ratio

It indicates the relative greatness of female gross schooling ratio as compared to male gross schooling ratio in a specific educational year and level of education. It is obtained by dividing the female gross schooling ratio by the male gross schooling ratio multiplied 100.

#### Gross Schooling Ratio

It is obtained by dividing the total number of students in a specific level of education by the population in the theoretical age group.

A: Total number of students

B: Total population in the theoretical age group

$$\text{Gross schooling ratio} = \frac{A}{B}$$

#### Net Schooling Ratio

It is obtained by dividing the number of students of a theoretical age group enrolled in a specific level of education by the population in that age group.

A: Number of students in the theoretical age group

B: Total population in the theoretical age group

$$\text{Net schooling ratio} = \frac{A}{B}$$

The theoretical age groups at primary education, at secondary education and at higher education are accepted respectively as 6-13; 14-17 and 18-21 on the basis of the completed age of students.

#### Gross Domestic Product

Gross Domestic Product is a value which is equal to the sum of the values of all goods and services produced by residential institutional units engaged in domestic production activities in an economy in a given period of time, minus the total inputs which are used in the production of these goods and services. Gross National Product is Gross Domestic Product plus net factor incomes from the rest of the world.



## Açıklama

### Konsolide Bütçe

Konsolide bütçe, genel bütçe ve katma bütçelerin toplamına eşittir; ancak katma bütçeler, genel bütçeden katma bütçelere hazine yardımlarını da içerdiğinden, bu toplamdan hazine yardımları düşülür.

### Şube

Okulun aynı düzeydeki sınıflarından her hangi birisidir.

### Adrese Dayalı Nüfus Kayıt Sistemi

2006 yılında çıkarılan 5490 sayılı Nüfus Hizmetleri Kanunu ile ülkemizdeki nüfus sayımlarının da veri kaynağını oluşturacak yeni bir sistem kurulmuştur. Sistemin kurulmasına yönelik tüm çalışmalar, Türkiye İstatistik Kurumu (TÜİK) koordinasyonunda il ve ilçelerde vali ve kaymakamların başkanlığında oluşturulan yürütme komiteleri marifetiyle gerçekleştirilmiştir. Bu çerçevede, önce ülkemizdeki tüm adres bilgilerinin kaydedildiği Ulusal Adres Veri Tabanı oluşturulmuştur. Daha sonra, bu adreslerde ikamet eden vatandaşlar T.C. kimlik numaraları, yabancı uyruklu kişiler ise pasaport numaraları aracılığıyla adrese ilişkilendirilerek kayıt altına alınmış ve Adrese Dayalı Nüfus Kayıt Sistemi (ADNKS) oluşturulmuştur. TÜİK tarafından kurulan ADNKS, 5490 sayılı Kanun gereği İçişleri Bakanlığı'na devredilmiştir.

## 4. Sınıflamalar

ISCED 1997 (Uluslararası Standart Eğitim Sınıflaması) kullanılmaktadır.

## Explanation

### Consolidated Budget

The consolidated budget equals the sum of the general budget and annexed budgets; however, since the annexed budgets cover the Treasury aid to annexed budgets from the general budget, the amount of Treasury aid is subtracted from the total.

### Division

It is one of the any grades of the same level in the school.

### Address-Based Population Register System

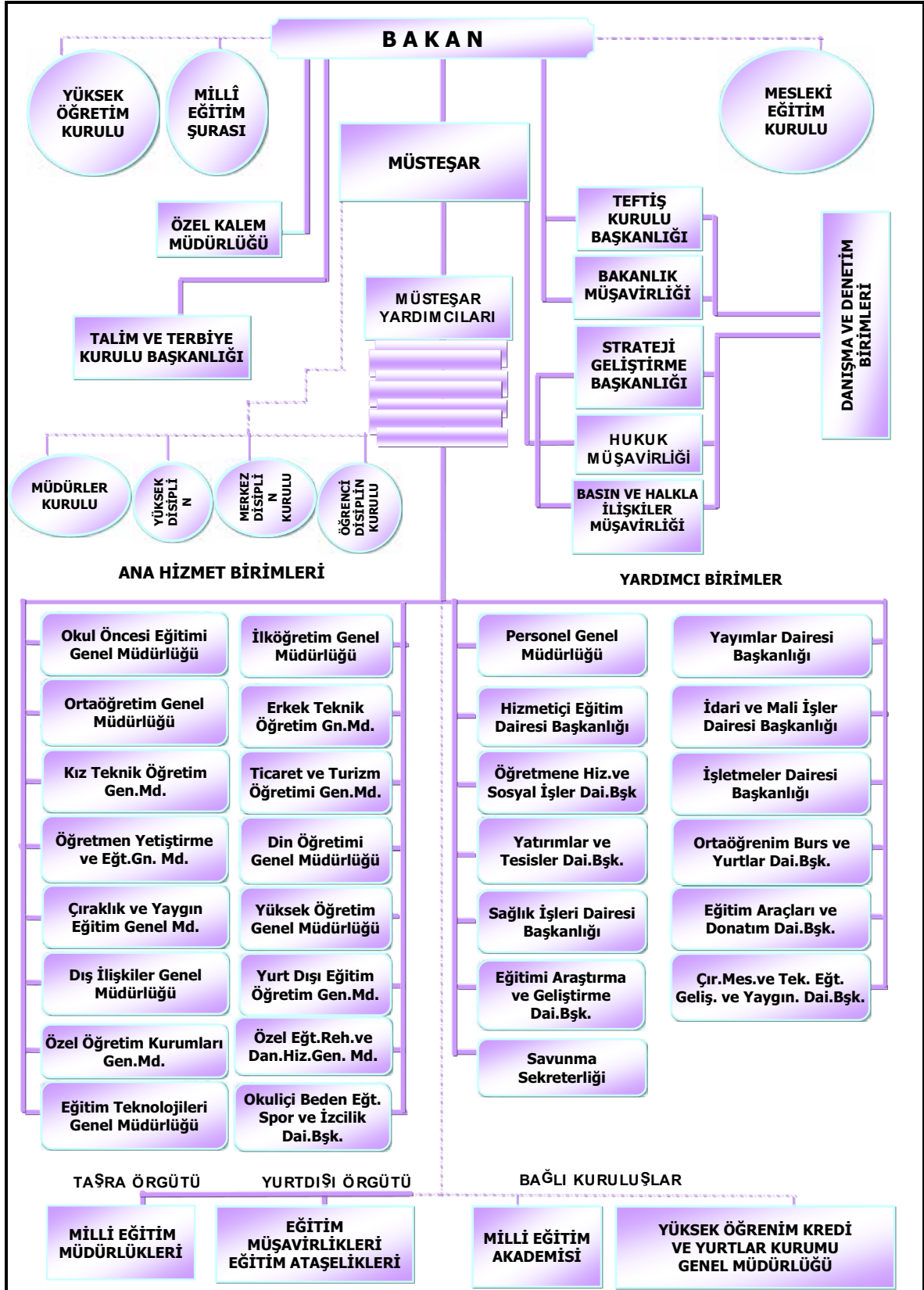
With the entrance into force of Law No 5490 on Population Services in 2006, a new system which also formed the data source for the population censuses in Turkey has been established. All studies related to the establishment of the system have been realized by the executive committees established in provinces and districts under the chairmanship of governors and have been coordinated by Turkstat. In this framework, first of all, the National Address Database through which all address information in Turkey is stored has been developed. Subsequently, citizens residing in these addresses have been registered (Turkish citizens with their ID Number and foreign nationals with their passport number) and Address-Based Population Register System has been developed. The Address-Based Population Register System established by Turkstat has been attorned to the Ministry of Interior in accordance with Law No 5490.

## 4. Classifications

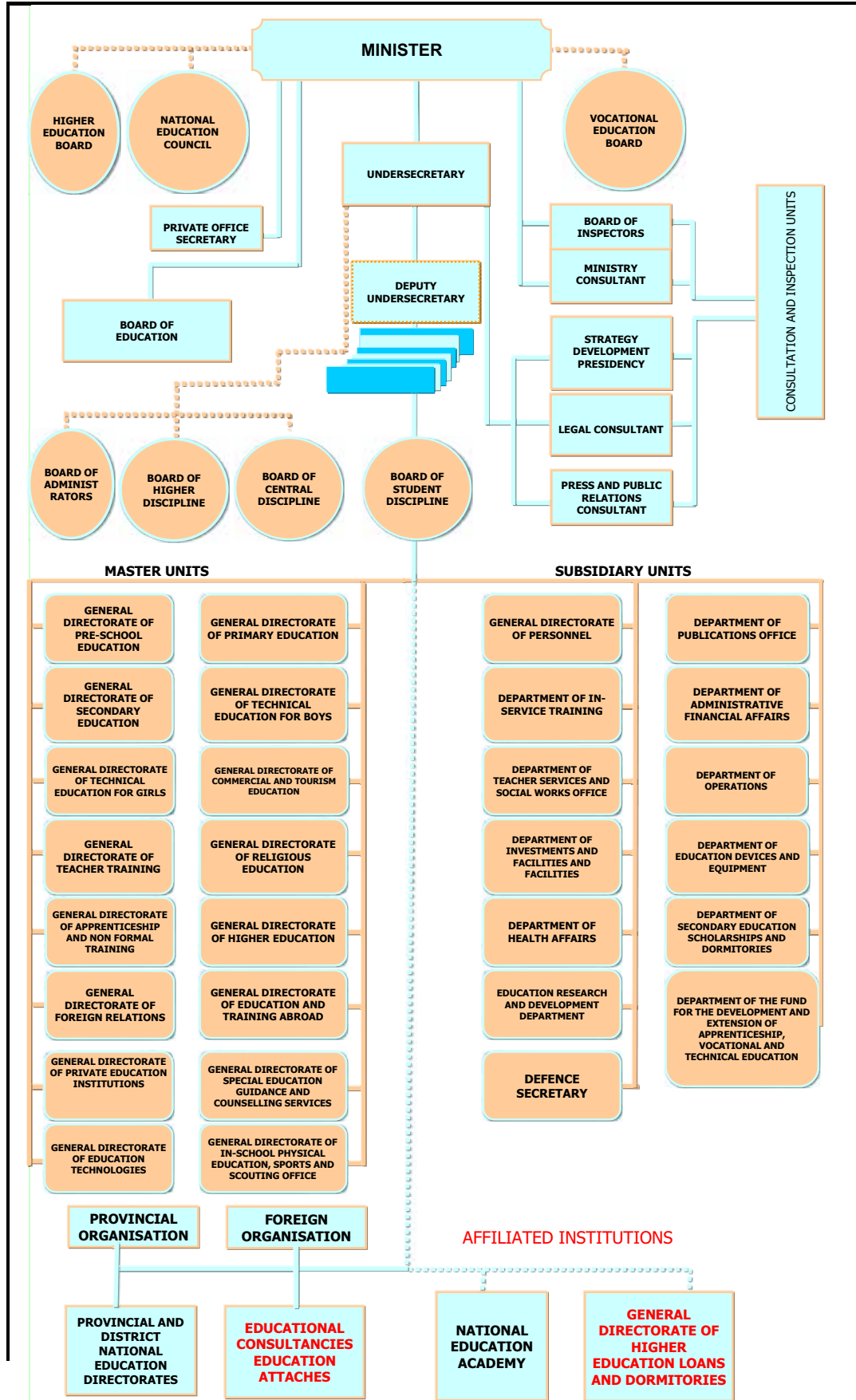
ISCED 1997 (International Standard Classification of Education) is used for classification.

**İstatistiki Bölge Birimleri Sınıflaması (İBBS) - Classification of Statistical Region Units (SRE)**

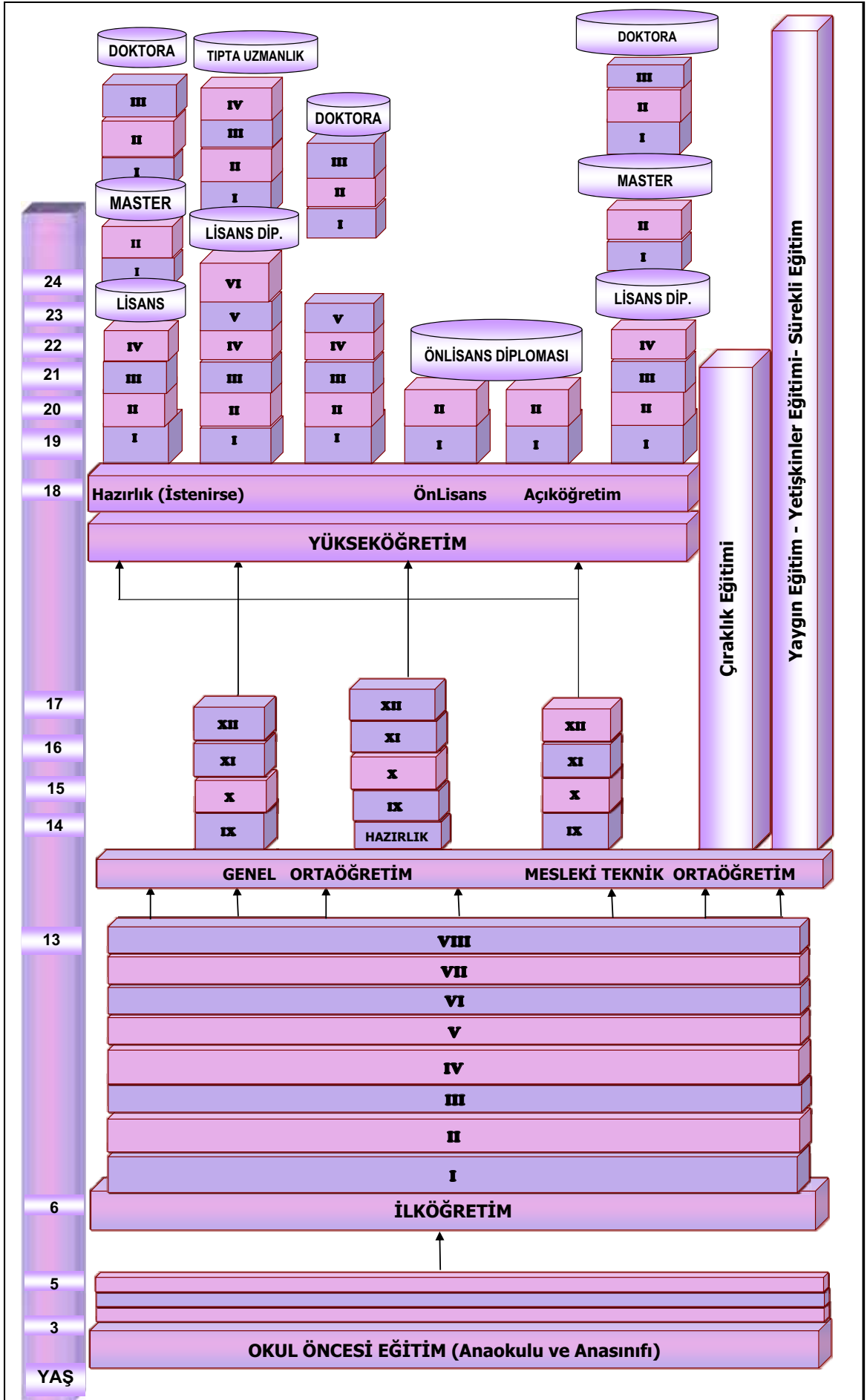
1. Düzey Level 1	2. Düzey Level 2	3. Düzey Level 3	1. Düzey Level 1	2. Düzey Level 2	3. Düzey Level 3			
<b>TR Türkiye - Turkey</b>								
<b>TR1 İstanbul</b>	<b>TR10</b> (İstanbul)	TR100 İstanbul	<b>TR8 Batı Karadeniz</b> West Black Sea	<b>TR81</b> (Zonguldak, Karabük, Bartın)	TR811 Zonguldak TR812 Karabük TR813 Bartın			
<b>TR2 Batı Marmara</b> West Marmara	<b>TR21</b> (Tekirdağ, Edirne, Kırklareli)	TR211 Tekirdağ TR212 Edirne TR213 Kırklareli		<b>TR82</b> (Kastamonu, Çankırı, Sinop)	TR821 Kastamonu TR822 Çankırı TR823 Sinop			
	<b>TR22</b> (Balıkesir, Çanakkale)	TR221 Balıkesir TR222 Çanakkale		<b>TR83</b> (Samsun, Tokat, Çorum, Amasya)	TR831 Samsun TR832 Tokat TR833 Çorum TR834 Amasya			
<b>TR3 Ege</b> Aegean	<b>TR31</b> (İzmir)	TR310 İzmir		<b>TR9 Doğu Karadeniz</b> East Black Sea	<b>TR90</b> (Trabzon, Ordu, Giresun, Rize, Artvin, Gümüşhane)	TR901 Trabzon TR902 Ordu TR903 Giresun TR904 Rize TR905 Artvin TR906 Gümüşhane		
	<b>TR32</b> (Aydın, Denizli, Muğla)	TR321 Aydın TR322 Denizli TR323 Muğla						
	<b>TR33</b> (Manisa, Afyonkarahisar, Kütahya, Uşak)	TR331 Manisa TR332 Afyonkarahisar TR333 Kütahya TR334 Uşak						
<b>TR4 Doğu Marmara</b> East Marmara	<b>TR41</b> (Bursa, Eskişehir, Bilecik)	TR411 Bursa TR412 Eskişehir TR413 Bilecik	<b>TRA Kuzeydoğu Anadolu</b> Northeast Anatolia				<b>TRA1</b> (Erzurum, Erzincan, Bayburt)	TRA11 Erzurum TRA12 Erzincan TRA13 Bayburt
	<b>TR42</b> (Kocaeli, Sakarya, Düzce, Bolu, Yalova)	TR421 Kocaeli TR422 Sakarya TR423 Düzce TR424 Bolu TR425 Yalova					<b>TRA2</b> (Ağrı, Kars, Iğdır, Ardahan)	TRA21 Ağrı TRA22 Kars TRA23 Iğdır TRA24 Ardahan
<b>TR5 Batı Anadolu</b> West Anatolia	<b>TR51</b> (Ankara)	TR510 Ankara	<b>TRB Ortadoğu Anadolu</b> Centraleast Anatolia				<b>TRB1</b> (Malatya, Elazığ, Bingöl, Tunceli)	TRB11 Malatya TRB12 Elazığ TRB13 Bingöl TRB14 Tunceli
	<b>TR52</b> (Konya, Karaman)	TR521 Konya TR522 Karaman		<b>TRB2</b> (Van, Muş, Bitlis, Hakkari)	TRB21 Van TRB22 Muş TRB23 Bitlis TRB24 Hakkari			
<b>TR6 Akdeniz</b> Mediterranean	<b>TR61</b> (Antalya, Isparta, Burdur)	TR611 Antalya TR612 Isparta TR613 Burdur	<b>TRC Güneydoğu Anadolu</b> Southeast Anatolia	<b>TRC1</b> (Gaziantep, Adıyaman, Kilis)	TRC11 Gaziantep TRC12 Adıyaman TRC13 Kilis			
	<b>TR62</b> (Adana, Mersin)	TR621 Adana TR622 Mersin		<b>TRC2</b> (Şanlıurfa, Diyarbakır)	TRC21 Şanlıurfa TRC22 Diyarbakır			
	<b>TR63</b> (Hatay, Kahramanmaraş, Osmaniye)	TR631 Hatay TR632 Kahramanmaraş TR633 Osmaniye		<b>TRC3</b> (Mardin, Batman, Şırnak, Siirt)	TRC31 Mardin TRC32 Batman TRC33 Şırnak TRC34 Siirt			
<b>TR7 Orta Anadolu</b> Central Anatolia	<b>TR71</b> (Kırıkkale, Aksaray, Niğde, Nevşehir, Kırşehir)	TR711 Kırıkkale TR712 Aksaray TR713 Niğde TR714 Nevşehir TR715 Kırşehir	<b>Toplam - Total</b>	<b>12</b>	<b>26</b>			
	<b>TR72</b> (Kayseri, Sivas, Yozgat)	TR721 Kayseri TR722 Sivas TR723 Yozgat				<b>81</b>		



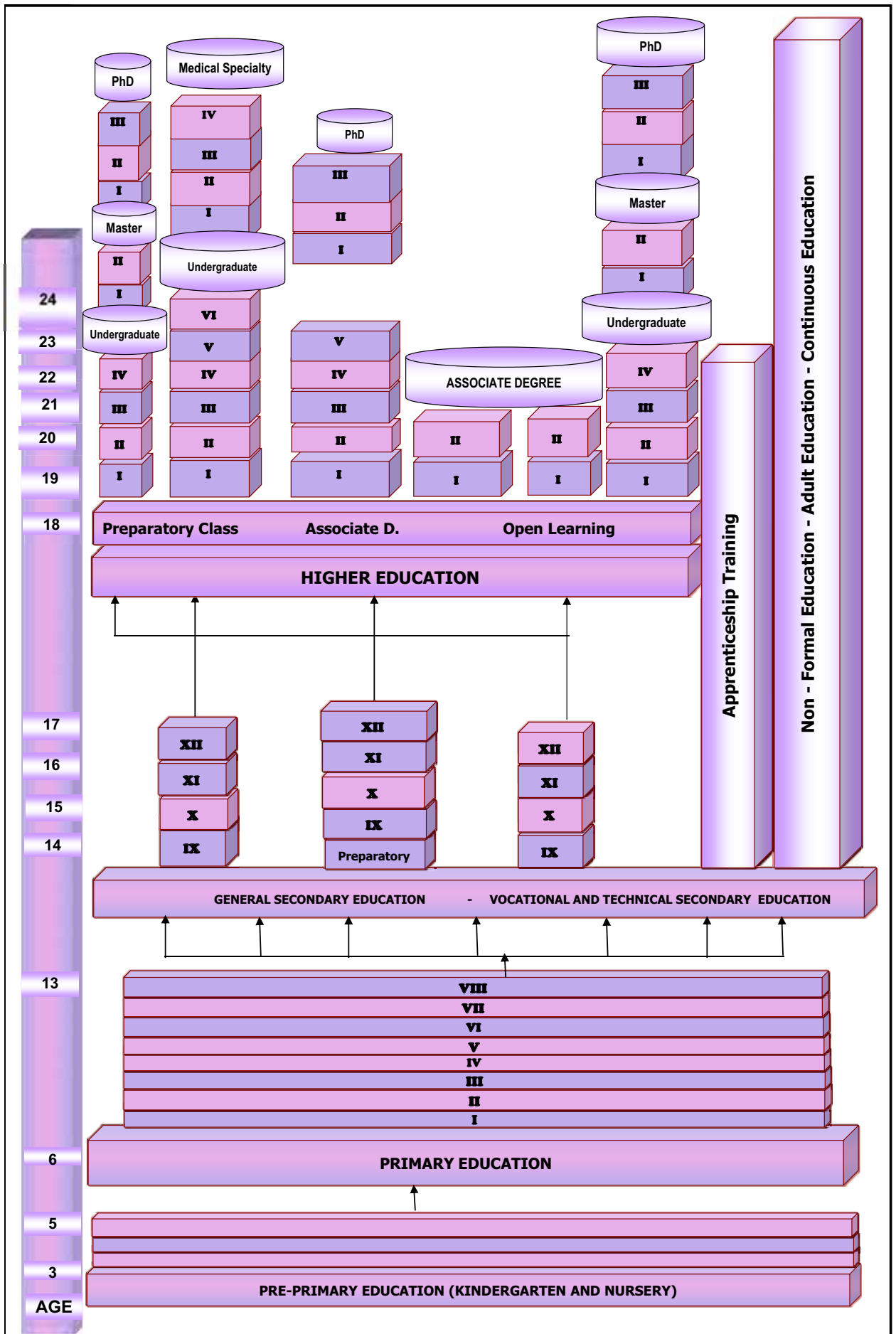
**1. Millî Eğitim Bakanlığı Örgüt Şeması**



1. Structural Organization of The Ministry of National Education



## 2. Türk Millî Eğitim Sistemi



## 2. Turkish National Education System



**1.1 Öğretim yılı ve eğitim (5 yıllık zorunlu eğitim) seviyesine göre okullaşma oranı**

Schooling ratio by educational year and level of education (5-year compulsory education)

( % )

Öğretim yılı Educational year	Okullaşma oranı Schooling ratio	Ortaokul ve dengi Junior high school and equivalent											
		İlkokul Primary school			Lise ve dengi High school and equivalent			Yükseköğretim Higher education					
		Toplam Total	Erkek Males	Kadın Females	Toplam Total	Erkek Males	Kadın Females	Toplam Total	Erkek Males	Kadın Females			
1994/'95	Brüt - Gross	97,02	99,50	94,38	65,85	78,14	52,98	50,90	61,20	40,15	17,76	21,40	13,95
	Net - Net	89,34	91,29	87,28	53,43	61,89	44,57	36,74	42,35	30,89	8,61	9,82	7,35
1995/'96	Brüt - Gross	96,47	99,01	93,78	65,14	77,26	52,47	53,40	63,47	42,90	18,46	21,96	14,80
	Net - Net	88,93	90,94	86,79	53,09	61,51	44,30	38,74	44,05	33,21	9,35	10,57	8,07
1996/'97	Brüt - Gross	96,68	99,69	93,55	64,73	76,12	52,78	52,62	61,64	43,19	19,25	23,65	15,83
	Net - Net	89,40	91,80	86,92	52,82	60,63	44,62	38,54	43,10	33,78	9,21	10,58	8,35

**1.2 Öğretim yılı ve eğitim (8 yıllık zorunlu eğitim) seviyesine göre okullaşma oranı**

Schooling ratio by educational year and level of education (8-year compulsory education)

( % )

Öğretim yılı Educational year	Okullaşma oranı Schooling ratio	Ortaokul ve dengi Junior high school and equivalent											
		İlköğretim <sup>(1)</sup> Primary education <sup>(1)</sup>			Ortaöğretim Secondary education			Yükseköğretim Higher education					
		Toplam Total	Erkek Males	Kadın Females	Toplam Total	Erkek Males	Kadın Females	Toplam Total	Erkek Males	Kadın Females			
1997/'98 <sup>(2)</sup>	Brüt - Gross	89,51	96,26	82,43	52,79	60,20	44,97	19,52	22,92	15,95			
	Net - Net	84,74	90,25	78,97	37,87	41,39	34,16	10,25	11,28	9,17			
1998/'99 <sup>(2)</sup>	Brüt - Gross	94,31	100,72	87,60	57,15	64,89	48,99	21,67	25,47	17,68			
	Net - Net	89,26	94,48	83,79	38,87	42,34	35,22	10,76	11,81	9,67			
1999/'00 <sup>(2)</sup>	Brüt - Gross	97,52	103,31	91,47	58,84	67,10	50,15	21,05	24,55	17,42			
	Net - Net	93,54	98,41	88,45	40,38	44,05	36,52	11,62	12,68	10,52			
2000/'01 <sup>(2)</sup>	Brüt - Gross	100,93	106,32	95,31	60,97	69,67	51,84	22,25	25,55	18,79			
	Net - Net	95,28	99,58	90,79	43,95	48,49	39,18	12,27	13,12	11,38			
2001/'02 <sup>(2)</sup>	Brüt - Gross	99,45	104,19	94,51	67,89	76,94	58,38	23,37	26,59	19,99			
	Net - Net	92,40	96,20	88,45	48,11	53,01	42,97	12,98	13,75	12,17			
2002/'03 <sup>(2)</sup>	Brüt - Gross	96,49	100,89	91,91	80,76	93,36	67,52	27,12	31,00	23,04			
	Net - Net	90,98	94,49	87,34	50,57	55,72	45,16	14,65	15,73	13,53			
2003/'04 <sup>(2)</sup>	Brüt - Gross	96,30	100,31	92,14	80,97	90,71	70,76	28,15	32,23	23,88			
	Net - Net	90,21	93,41	86,89	53,37	58,01	48,50	15,31	16,62	13,93			
2004/'05 <sup>(2)</sup>	Brüt - Gross	95,74	99,48	91,85	80,90	90,29	71,08	30,61	34,79	26,63			
	Net - Net	89,66	92,58	86,63	54,87	59,05	50,51	16,60	18,03	15,10			
2005/'06 <sup>(2)</sup>	Brüt - Gross	95,59	98,83	92,24	85,18	95,07	74,88	34,46	38,78	29,94			
	Net - Net	89,77	92,29	87,16	56,63	61,13	51,95	18,85	20,22	17,41			
2006/'07 <sup>(2)</sup>	Brüt - Gross	96,34	99,21	93,37	86,64	96,24	76,66	36,59	41,07	31,89			
	Net - Net	90,13	92,25	87,93	56,51	60,71	52,16	20,14	21,56	18,66			
2007/'08 <sup>(3)</sup>	Brüt - Gross	104,54	106,41	102,57	87,55	94,04	80,70	38,19	42,62	33,56			
	Net - Net	97,37	98,53	96,14	58,56	61,17	55,81	21,06	22,37	19,69			
2008/'09 <sup>(3)</sup>	Brüt - Gross	103,84	104,91	102,71	76,62	80,96	72,05	44,27	49,05	39,28			
	Net - Net	96,49	96,99	95,97	58,52	60,63	56,30	27,69	29,40	25,92			

(1) 18.08.1997 tarih ve 4306 sayılı yasa ile 1997/'98 öğretim yılından itibaren 8 yıllık kesintisiz zorunlu eğitime geçilmiştir.

(1) Compulsory education was expanded to 8 years with law No. 4306 dated 18.08.1997 as of 1997/'98 educational year.

(2) 1997 ve sonraki yılların okullaşma oranları 2000 Genel Nüfus Sayımı sonuçlarına göre yapılan en son nüfus projeksiyonuna göre hesaplanmıştır.

(2) Schooling ratios for the year 1997 and onwards were calculated according to the latest population projection based on the results of General Population Census 2000.

(3) 2007-2008 öğretim yılından itibaren okullaşma oranları Adrese Dayalı Nüfus Kayıt Sistemi, Nüfus Sayımı sonuçlarına göre hesaplanmıştır.

(3) Schooling ratios as of the 2007-2008 educational year were calculated according to the results of the Address-Based Population Register System Population Census.



**1.3 İstatistik Bölge Birimleri Sınıflaması 3. düzey ve eğitim seviyesine göre okullaşma oranı**

Schooling ratio by Classification of Statistical Region Units Level 3 and level of education

[2008/' 09 Öğretim yılı başı - Beginning of the educational year 2008/'09]

İBBS - 3. Düzey SRE - Level 3	Okullaşma Oranı <sup>(1)</sup> Schooling ratio <sup>(1)</sup>	İlköğretim Primary education			Ortaöğretim Secondary Education		
		Toplam Total	Erkek Males	Kadın Females	Toplam Total	Erkek Males	Kadın Females
<b>TR Türkiye</b>	<b>Brüt - Gross</b>	<b>103,84</b>	<b>104,91</b>	<b>102,71</b>	<b>76,62</b>	<b>80,96</b>	<b>72,05</b>
TR Turkey	<b>Net - Net</b>	<b>96,49</b>	<b>96,99</b>	<b>95,97</b>	<b>58,52</b>	<b>60,63</b>	<b>56,30</b>
<b>TR100 İstanbul</b>	<b>Brüt - Gross</b>	107,36	107,96	106,73	88,01	88,71	87,27
	<b>Net - Net</b>	98,60	98,98	98,19	62,81	62,18	63,50
<b>TR211 Tekirdağ</b>	<b>Brüt - Gross</b>	104,90	105,61	104,14	89,56	92,56	86,27
	<b>Net - Net</b>	98,44	98,62	98,26	71,42	72,52	70,21
<b>TR212 Edirne</b>	<b>Brüt - Gross</b>	104,56	105,83	103,20	87,15	87,96	86,29
	<b>Net - Net</b>	97,54	97,82	97,24	74,17	73,65	74,72
<b>TR213 Kırklareli</b>	<b>Brüt - Gross</b>	103,74	104,66	102,76	92,34	95,66	88,80
	<b>Net - Net</b>	98,01	98,16	97,85	79,87	81,59	78,03
<b>TR221 Balıkesir</b>	<b>Brüt - Gross</b>	103,60	103,86	103,32	83,61	84,89	82,25
	<b>Net - Net</b>	98,53	98,65	98,41	70,44	71,07	69,77
<b>TR222 Çanakkale</b>	<b>Brüt - Gross</b>	104,84	105,52	104,12	88,44	92,19	84,46
	<b>Net - Net</b>	98,38	98,46	98,29	75,42	77,87	72,82
<b>TR310 İzmir</b>	<b>Brüt - Gross</b>	107,57	108,19	106,92	88,91	89,20	88,61
	<b>Net - Net</b>	99,22	99,25	99,18	68,16	66,31	70,12
<b>TR321 Aydın</b>	<b>Brüt - Gross</b>	104,57	105,12	104,00	78,07	78,97	77,13
	<b>Net - Net</b>	98,87	98,88	98,86	63,83	63,59	64,09
<b>TR322 Denizli</b>	<b>Brüt - Gross</b>	102,85	103,26	102,42	80,48	79,85	81,15
	<b>Net - Net</b>	97,42	97,50	97,33	66,18	65,06	67,36
<b>TR323 Muğla</b>	<b>Brüt - Gross</b>	104,33	105,15	103,45	83,56	83,89	83,21
	<b>Net - Net</b>	98,22	98,25	98,19	66,12	64,41	67,93
<b>TR331 Manisa</b>	<b>Brüt - Gross</b>	103,57	104,37	102,72	74,52	75,78	73,18
	<b>Net - Net</b>	97,74	97,95	97,52	61,61	62,13	61,05
<b>TR332 Afyonkarahisar</b>	<b>Brüt - Gross</b>	99,89	101,14	98,56	66,81	73,85	59,44
	<b>Net - Net</b>	94,91	94,98	94,84	54,59	58,93	50,05
<b>TR333 Kütahya</b>	<b>Brüt - Gross</b>	102,04	102,78	101,25	84,65	96,36	72,54
	<b>Net - Net</b>	97,29	97,28	97,30	69,40	77,98	60,54
<b>TR334 Uşak</b>	<b>Brüt - Gross</b>	102,54	103,37	101,65	83,49	83,28	83,72
	<b>Net - Net</b>	97,29	97,44	97,14	67,52	64,63	70,57
<b>TR411 Bursa</b>	<b>Brüt - Gross</b>	105,15	105,65	104,61	88,14	91,82	84,26
	<b>Net - Net</b>	98,54	98,78	98,30	69,65	71,47	67,73
<b>TR412 Eskişehir</b>	<b>Brüt - Gross</b>	104,51	105,24	103,75	96,82	100,23	93,22
	<b>Net - Net</b>	98,17	98,17	98,16	80,96	83,51	78,27
<b>TR413 Bilecik</b>	<b>Brüt - Gross</b>	104,13	105,27	102,92	98,21	101,21	95,04
	<b>Net - Net</b>	98,20	98,55	97,84	82,84	83,29	82,36
<b>TR421 Kocaeli</b>	<b>Brüt - Gross</b>	105,69	106,20	105,14	93,63	99,89	87,01
	<b>Net - Net</b>	99,06	99,32	98,79	70,82	73,62	67,87
<b>TR422 Sakarya</b>	<b>Brüt - Gross</b>	103,51	103,76	103,24	86,07	91,00	80,94
	<b>Net - Net</b>	97,75	98,15	97,33	66,80	71,28	62,14
<b>TR423 Düzce</b>	<b>Brüt - Gross</b>	103,06	102,81	103,33	85,83	89,87	81,57
	<b>Net - Net</b>	97,84	98,02	97,65	67,77	71,31	64,03
<b>TR424 Bolu</b>	<b>Brüt - Gross</b>	105,22	105,70	104,72	100,37	107,70	92,48
	<b>Net - Net</b>	97,63	97,77	97,49	84,04	89,77	77,86

Not. İBBS 3. düzey okullaşma oranları Türkiye İstatistik Kurumundan alınmıştır.

(1) Okullaşma oranlarının hesaplanması için açıklamalara bakınız.

Note. SRE Level 3 schooling ratios are taken from TurkStat

(1) See explanations for the calculation of schooling ratio

**1.3 İstatistikî Bölge Birimleri Sınıflaması 3. düzey ve eğitim seviyesine göre okullaşma oranı (devam)**

Schooling ratio by Classification of Statistical Region Units Level 3 and level of education (Continued)

[2008/' 09 Öğretim yılı başı - Beginning of the educational year 2008/'09]

İBBS - 3. Düzey SRE - Level 3	Okullaşma Oranı <sup>(1)</sup> Schooling ratio <sup>(1)</sup>	İlköğretim Primary education			Ortaöğretim Secondary Education		
		Toplam Total	Erkek Males	Kadın Females	Toplam Total	Erkek Males	Kadın Females
TR425 Yalova	Brüt - Gross	106,13	107,28	104,91	89,94	91,85	87,96
	Net - Net	97,82	98,41	97,19	68,97	68,20	69,77
TR510 Ankara	Brüt - Gross	104,40	104,95	103,81	95,66	97,01	94,24
	Net - Net	99,39	99,47	99,31	75,89	74,83	77,01
TR521 Konya	Brüt - Gross	102,19	103,04	101,29	71,27	75,08	67,33
	Net - Net	96,80	97,02	96,58	56,15	58,79	53,43
TR522 Karaman	Brüt - Gross	101,96	102,09	101,83	74,72	76,04	73,33
	Net - Net	96,36	96,25	96,46	59,15	59,90	58,36
TR611 Antalya	Brüt - Gross	105,51	106,13	104,85	84,47	84,04	84,92
	Net - Net	98,27	98,44	98,09	63,84	63,42	64,28
TR612 Isparta	Brüt - Gross	100,25	101,42	99,03	94,08	95,41	92,68
	Net - Net	95,01	95,21	94,81	79,37	78,48	80,30
TR613 Burdur	Brüt - Gross	101,47	102,83	100,05	84,01	84,45	83,56
	Net - Net	95,75	95,67	95,84	70,90	70,07	71,74
TR621 Adana	Brüt - Gross	105,01	106,54	103,40	76,35	80,71	71,79
	Net - Net	97,30	97,61	96,97	58,80	60,69	56,83
TR622 Mersin	Brüt - Gross	106,52	107,32	105,66	78,48	81,29	75,55
	Net - Net	99,11	99,20	99,01	62,11	63,15	61,03
TR631 Hatay	Brüt - Gross	102,35	102,85	101,82	68,72	72,48	64,79
	Net - Net	97,06	97,22	96,89	55,97	58,55	53,27
TR632 Kahramanmaraş	Brüt - Gross	100,74	101,87	99,55	66,07	74,02	57,69
	Net - Net	94,20	94,38	94,00	50,65	55,33	45,73
TR633 Osmaniye	Brüt - Gross	101,54	103,42	99,55	81,90	86,42	77,22
	Net - Net	93,58	93,85	93,29	64,96	67,28	62,56
TR711 Kırıkkale	Brüt - Gross	102,02	103,11	100,86	89,18	95,76	82,05
	Net - Net	96,79	97,10	96,46	72,90	76,65	68,85
TR 712 Aksaray	Brüt - Gross	101,35	102,31	100,35	58,25	62,21	54,15
	Net - Net	95,86	95,94	95,78	46,37	49,41	43,24
TR713 Niğde	Brüt - Gross	101,70	102,81	100,54	62,43	65,93	58,93
	Net - Net	95,59	95,70	95,49	50,38	52,47	48,27
TR714 Nevşehir	Brüt - Gross	101,19	102,59	99,74	71,97	74,42	69,49
	Net - Net	96,42	96,55	96,28	59,62	57,80	61,47
TR715 Kırşehir	Brüt - Gross	98,99	100,53	97,37	84,57	88,58	80,39
	Net - Net	93,10	93,08	93,13	72,84	73,69	71,95
TR721 Kayseri	Brüt - Gross	104,00	104,69	103,29	82,83	86,40	79,12
	Net - Net	98,44	98,53	98,35	66,52	68,21	64,77
TR722 Sivas	Brüt - Gross	101,37	102,11	100,59	73,91	81,14	66,44
	Net - Net	96,33	96,50	96,15	58,30	61,72	54,77
TR723 Yozgat	Brüt - Gross	93,93	93,95	93,90	59,51	66,39	52,44
	Net - Net	88,58	88,24	88,93	48,51	53,46	43,42
TR811 Zonguldak	Brüt - Gross	104,51	105,94	103,01	83,41	90,61	76,18
	Net - Net	98,10	98,25	97,95	68,32	72,26	64,36
TR812 Karabük	Brüt - Gross	104,71	105,14	104,25	92,66	95,95	89,21
	Net - Net	98,06	98,22	97,89	76,26	77,95	74,49
TR813 Bartın	Brüt - Gross	103,68	104,50	102,87	75,57	81,60	69,48
	Net - Net	98,82	99,00	98,64	63,20	68,08	58,27

**1.3 İstatistikî Bölge Birimleri Sınıflaması 3. düzey ve eğitim seviyesine göre okullaşma oranı (devam)**

Schooling ratio by Classification of Statistical Region Units Level 3 and level of education (Continued)

[2008/' 09 Öğretim yılı başı - Beginning of the educational year 2008/'09]

İBBS - 3. Düzey SRE - Level 3	Okullaşma Oranı <sup>(1)</sup> Schooling ratio <sup>(1)</sup>	İlköğretim Primary education			Ortaöğretim Secondary Education		
		Toplam Total	Erkek Males	Kadın Females	Toplam Total	Erkek Males	Kadın Females
TR821 Kastamonu	Brüt - Gross	104,81	105,49	104,10	78,44	85,49	71,13
	Net - Net	97,80	98,10	97,48	63,32	69,20	57,21
TR822 Çankırı	Brüt - Gross	98,45	100,02	96,83	82,90	93,00	72,18
	Net - Net	92,14	92,30	91,97	68,40	75,49	60,87
TR823 Sinop	Brüt - Gross	102,66	103,29	102,00	75,31	79,62	70,93
	Net - Net	95,03	95,58	94,45	60,83	63,56	58,06
TR831 Samsun	Brüt - Gross	104,21	104,51	103,90	74,35	76,02	72,63
	Net - Net	98,39	98,69	98,08	59,22	60,97	57,42
TR832 Tokat	Brüt - Gross	98,83	99,60	98,02	70,60	77,21	63,69
	Net - Net	92,96	93,02	92,89	56,65	61,16	51,95
TR833 Çorum	Brüt - Gross	102,85	103,33	102,34	71,03	75,55	66,35
	Net - Net	95,96	95,85	96,07	56,86	59,32	54,32
TR834 Amasya	Brüt - Gross	104,72	105,85	103,54	86,24	90,98	81,31
	Net - Net	98,40	98,49	98,30	70,60	73,43	67,65
TR901 Trabzon	Brüt - Gross	101,49	101,43	101,55	91,36	95,58	87,03
	Net - Net	96,54	96,55	96,52	71,95	73,64	70,23
TR902 Ordu	Brüt - Gross	99,06	99,49	98,62	69,02	73,18	64,76
	Net - Net	95,27	95,34	95,19	58,69	61,95	55,35
TR903 Giresun	Brüt - Gross	99,84	100,43	99,22	83,29	88,31	78,04
	Net - Net	94,89	95,07	94,71	69,58	73,45	65,53
TR904 Rize	Brüt - Gross	104,80	105,43	104,14	103,31	110,00	96,48
	Net - Net	97,24	97,65	96,80	76,90	80,23	73,51
TR905 Artvin	Brüt - Gross	103,56	103,50	103,62	90,26	95,38	85,07
	Net - Net	98,14	98,06	98,22	74,92	78,50	71,30
TR906 Gümüşhane	Brüt - Gross	98,02	98,43	97,60	69,53	76,64	62,28
	Net - Net	93,37	93,41	93,32	56,61	61,66	51,46
TRA11 Erzurum	Brüt - Gross	100,05	101,10	98,96	61,52	72,52	50,00
	Net - Net	92,61	93,43	91,75	43,87	50,99	36,42
TRA12 Erzincan	Brüt - Gross	102,39	102,74	102,02	91,27	101,44	80,89
	Net - Net	96,25	96,60	95,88	74,47	82,69	66,07
TRA13 Bayburt	Brüt - Gross	101,87	102,84	100,85	68,23	79,47	56,08
	Net - Net	96,53	96,58	96,47	54,99	66,11	42,96
TRA21 Ağrı	Brüt - Gross	102,60	104,88	100,17	32,60	40,70	23,70
	Net - Net	92,66	93,87	91,38	21,78	26,83	16,23
TRA22 Kars	Brüt - Gross	100,55	101,72	99,31	47,78	52,41	42,81
	Net - Net	93,48	94,28	92,63	33,88	35,30	32,36
TRA23 Iğdır	Brüt - Gross	102,03	104,16	99,83	60,78	63,03	58,44
	Net - Net	93,47	94,73	92,17	40,42	41,57	39,21
TRA24 Ardahan	Brüt - Gross	99,55	100,65	98,40	55,70	58,30	52,89
	Net - Net	93,68	94,51	92,81	44,25	45,81	42,55
TRB11 Malatya	Brüt - Gross	103,61	104,16	103,02	90,66	97,24	83,90
	Net - Net	96,75	97,00	96,49	66,99	71,39	62,48
TRB12 Elazığ	Brüt - Gross	104,93	105,67	104,16	85,44	93,23	77,29
	Net - Net	97,47	98,01	96,90	63,25	69,32	56,90
TRB13 Bingöl	Brüt - Gross	101,86	104,34	99,23	54,24	65,47	42,99
	Net - Net	91,17	93,02	89,22	36,98	42,89	31,05

**1.3 İstatistik Bölge Birimleri Sınıflaması 3. düzey ve eğitim seviyesine göre okullaşma oranı (devam)**

Schooling ratio by Classification of Statistical Region Units Level 3 and level of education (Continued)

[2008/' 09 Öğretim yılı başı - Beginning of the educational year 2008/'09]

İBBS - 3. Düzey SRE - Level 3	Okullaşma Oranı <sup>(1)</sup> Schooling ratio <sup>(1)</sup>	İlköğretim Primary education			Ortaöğretim Secondary Education		
		Toplam Total	Erkek Males	Kadın Females	Toplam Total	Erkek Males	Kadın Females
TRB14 Tunceli	Brüt - Gross	99,88	99,85	99,90	92,61	90,16	95,35
	Net - Net	92,64	92,53	92,75	67,89	66,39	69,57
TRB21 Van	Brüt - Gross	97,58	101,47	93,47	41,92	52,04	31,12
	Net - Net	88,24	91,72	84,57	28,06	34,55	21,14
TRB22 Muş	Brüt - Gross	97,65	100,82	94,32	35,36	46,59	22,93
	Net - Net	87,71	89,53	85,79	23,54	30,41	15,94
TRB23 Bitlis	Brüt - Gross	95,37	99,29	91,22	41,33	54,31	27,37
	Net - Net	87,29	90,15	84,27	28,82	36,81	20,24
TRB 24 Hakkari	Brüt - Gross	95,09	95,55	94,61	68,99	82,65	54,31
	Net - Net	85,96	86,83	85,05	41,53	48,42	34,12
TRC11 Gaziantep	Brüt - Gross	105,72	107,17	104,20	61,79	69,12	54,05
	Net - Net	97,77	98,04	97,47	46,20	49,98	42,21
TRC12 Adıyaman	Brüt - Gross	104,71	105,45	103,93	67,22	74,37	59,75
	Net - Net	96,06	96,13	95,98	48,22	51,34	44,96
TRC13 Kilis	Brüt - Gross	100,73	101,96	99,53	67,00	69,07	64,90
	Net - Net	94,02	94,63	93,41	52,82	52,07	53,57
TRC21 Şanlıurfa	Brüt - Gross	102,27	106,37	97,94	37,86	48,50	26,70
	Net - Net	91,30	93,76	88,70	25,71	32,01	19,10
TRC22 Diyarbakır	Brüt - Gross	105,19	106,99	103,30	57,29	65,04	49,10
	Net - Net	94,72	95,88	93,50	37,03	42,50	31,24
TRC31 Mardin	Brüt - Gross	98,99	100,69	97,25	52,46	65,73	38,56
	Net - Net	90,68	91,92	89,41	34,73	42,01	27,11
TRC32 Batman	Brüt - Gross	105,76	107,26	104,20	63,67	76,51	50,01
	Net - Net	94,12	94,59	93,63	38,63	44,65	32,23
TRC33 Şırnak	Brüt - Gross	100,19	102,21	98,05	44,37	57,53	30,35
	Net - Net	90,67	92,04	89,22	28,32	35,59	20,58
TRC34 Siirt	Brüt - Gross	100,90	103,32	98,32	49,60	65,18	32,85
	Net - Net	91,72	93,21	90,13	32,47	41,54	22,71

**1.4 Öğretim yılı ve eğitim (5 yıllık zorunlu eğitim) seviyesine göre cinsiyet oranı**

Sex ratio by educational year and level of education (5-year compulsory education)

( % )

<b>Cinsiyet oranı</b> <sup>(1)</sup> - Sex ratio <sup>(1)</sup>				
<b>Öğretim yılı</b> Educational year	<b>İlkokul</b> Primary school	<b>Ortaokul ve dengi</b> Junior high school and equivalent	<b>Lise ve dengi</b> High school and equivalent	<b>Yükseköğretim</b> Higher education
<b>1994/'95</b>	94,85	67,80	65,60	65,19
<b>1995/'96</b>	94,72	67,91	67,59	67,40
<b>1996/'97</b>	93,84	69,34	70,07	66,93

**1.5 Öğretim yılı ve eğitim (8 yıllık zorunlu eğitim) seviyesine göre cinsiyet oranı**

Sex ratio by educational year and level of education (8-year compulsory education)

( % )

<b>Cinsiyet oranı</b> <sup>(1)</sup> - Sex ratio <sup>(1)</sup>			
<b>Öğretim yılı</b> Educational year	<b>İlköğretim</b> <sup>(2)</sup> Primary education <sup>(2)</sup>	<b>Ortaöğretim</b> Secondary education	<b>Yükseköğretim</b> Higher education
<b>1997/'98</b>	85,63	74,70	69,58
<b>1998/'99</b>	86,97	75,50	69,44
<b>1999/'00</b>	88,54	74,74	70,96
<b>2000/'01</b>	89,64	74,41	73,56
<b>2001/'02</b>	90,71	75,87	75,17
<b>2002/'03</b>	91,10	72,32	74,33
<b>2003/'04</b>	91,86	78,01	74,09
<b>2004/'05</b>	92,33	78,72	74,66
<b>2005/'06</b>	93,33	78,76	77,20
<b>2006/'07</b>	94,11	79,65	77,65
<b>2007/'08</b>	96,39	85,81	78,74
<b>2008/'09</b>	97,91	88,99	80,08

(1) Cinsiyet oranı tanımı için açıklamalar bölümüne bakınız.

(1) See the explanations for the definition of sex ratio.

(2) 18.08.1997 tarih ve 4306 sayılı yasa ile 1997/'98 öğretim yılından itibaren 8 yıllık kesintisiz zorunlu eğitime geçilmiştir.

(2) Compulsory education was expanded to 8 years with law No. 4306 dated 18.08.1997 as of 1997/'98 educational year.

## 1.6 Okul türü ve öğretim yılına göre okul / birim, öğretmen, öğrenci ve mezun olan öğrenci sayısı

Number of schools / units, teachers, students and graduates by type of school and educational year

Okul türü	Öğretim yılı	Okul / Birim <sup>(4)</sup>	Öğretmen <sup>(5)</sup>	Öğrenci <sup>(2)(3)</sup>	Mezun	
Type of school	Educational year	School / unit <sup>(4)</sup>	Teacher <sup>(5)</sup>	Student <sup>(2)(3)</sup>	Graduate	
<b>İlkokul</b> - Primary school	<b>1923/'24</b>	4 894	10 238	341 941	-	
	<b>1940/'41</b>	10 596	20 564	955 957	71 854	
	<b>1960/'61</b>	24 398	62 526	2 866 501	304 406	
	<b>1980/'81</b>	45 660	215 459	5 694 860	951 833	
<b>Genel ortaokul</b> General junior high school	<b>1923/'24</b>	72	796	5 905	-	
	<b>1940/'41</b>	238	3 867	95 332	16 089	
	<b>1960/'61</b>	745	12 080	291 266	42 686	
	<b>1980/'81</b>	4 320	35 913	1 147 512	243 088	
<b>İlköğretim<sup>(1)</sup></b> Primary education <sup>(1)</sup>	<b>2002/'03</b>	35 133	373 303	10 331 645	1 165 489	
	<b>2003/'04</b>	36 114	384 170	10 479 538	1 136 448	
	<b>2004/'05</b>	35 611	401 288	10 565 389	1 125 012	
	<b>2005/'06</b>	34 990	389 859	10 673 935	1 108 986	
	<b>2006/'07</b>	34 656	402 829	10 846 930	1 130 599	
	<b>2007/'08</b>	34 093	445 452	10 870 570	1 193 761	
	<b>2008/'09</b>	33 769	453 318	10 709 920	-	
<b>Genel lise</b> - General high school	<b>1923/'24</b>	23	513	1 241	-	
	<b>1940/'41</b>	82	1 544	24 862	5 081	
	<b>1960/'61</b>	194	4 219	75 632	11 977	
	<b>1980/'81</b>	1 167	41 334	534 605	109 130	
	<b>2002/'03</b>	2 550	77 253	2 038 027	334 044	
	<b>2003/'04</b>	2 727	79 545	1 963 998	451 082	
	<b>2004/'05</b>	2 939	93 209	1 937 055	379 511	
	<b>2005/'06</b>	3 406	102 581	2 075 617	410 109	
	<b>2006/'07</b>	3 690	103 389	2 142 218	465 809	
	<b>2007/'08</b>	3 830	106 270	1 980 452	213 506	
	<b>2008/'09</b>	4 053	107 789	2 271 900	-	
	<b>Mesleki ve teknik ortaokul ve lise</b> Vocational and technical junior high school and high school	<b>1923/'24</b>	64	583	6 547	-
		<b>1940/'41</b>	103	1 355	20 264	2 995
<b>1960/'61</b>		530	8 333	108 221	23 507	
<b>1980/'81</b>		1 864	33 969	520 332	101 240	
<b>Mesleki ve Teknik Lise</b> Vocational and technical high school	<b>2002/'03</b>	3 660	60 703	985 575	196 215	
	<b>2003/'04</b>	3 681	68 231	1 050 394	232 268	
	<b>2004/'05</b>	3 877	74 405	1 102 394	211 323	
	<b>2005/'06</b>	4 029	82 736	1 182 637	235 219	
	<b>2006/'07</b>	4 244	84 276	1 244 499	263 726	
	<b>2007/'08</b>	4 450	84 771	1 264 870	108 235	
	<b>2008/'09</b>	4 622	88 924	1 565 264	-	
<b>Fakülte ve yüksek okul</b> Faculty and higher education school	<b>1923/'24</b>	9	307	2 914	321	
	<b>1940/'41</b>	20	967	12 844	1 678	
	<b>1960/'61</b>	55	4 071	65 297	6 025	
	<b>1980/'81</b>	321	20 917	237 369	31 841	
	<b>2002/'03</b>	1 203	76 090	1 798 623	289 579	
	<b>2003/'04</b>	1 248	78 804	1 841 546	296 113	
	<b>2004/'05</b>	1 283	82 096	1 969 086	316 128	
	<b>2005/'06</b>	1 306	84 785	2 181 217	340 599	
	<b>2006/'07</b>	1 339	89 329	2 291 762	378 818	
	<b>2007/'08</b>	1 387	98 766	2 372 136	-	

(1) 18.08.1997 tarih 4306 sayılı yasa ile 8 yıllık zorunlu eğitime geçilmiştir.

(2) Açık ilköğretim ve açık lise öğrencilerini de kapsar.

(3) Önlisans ve lisans öğrenci sayılarını kapsar.

(4) Faal olan okullar kapsamıştır.

(5) Toplam öğretmen, kadrolu ve sözleşmeli öğretmenleri kapsar.

(1) Compulsory education was expanded to 8 years with law No. 4306 dated 18.08.1997.

(2) Students in open primary education and open high school are also included.

(3) Number of associate and undergraduate students are included.

(4) Active schools are included.

(5) Total of teachers includes permanent and contractual teaching staff.

## 1.7 Okul türü ve öğretim yılına göre okul, öğretmen, şube, öğrenci ve mezun olan öğrenci sayısı

Number of schools, teachers, divisions, students and graduates by level of education and educational year

Okul türü ve öğretim yılı Type of school and educational year	Okul <sup>(6)</sup> School <sup>(6)</sup>	Öğretmen <sup>(2)(4)</sup> Teacher <sup>(2)(4)</sup>			Şube Division	Öğrenci Student			Mezun <sup>(5)</sup> Graduate <sup>(5)</sup>		
		Toplam Total	Erkek Males	Kadın Females		Toplam Total	Erkek Males	Kadın Females	Toplam Total	Erkek Males	Kadın Females
<b>Okul öncesi eğitim<sup>(1)</sup></b> Pre - primary education <sup>(1)</sup>											
1994/' 95	5 169	9 098	49	9 049	7 995	148 088	77 738	70 350	-	-	-
1995/' 96	5 600	9 771	46	9 725	8 635	158 354	84 055	74 299	-	-	-
1996/' 97	6 082	9 971	41	9 930	9 372	174 710	92 672	82 038	-	-	-
1997/' 98	6 563	10 376	67	10 309	9 691	182 533	96 690	85 843	-	-	-
1998/' 99	6 868	10 979	67	10 912	10 635	204 461	107 935	96 526	-	-	-
1999/' 00	7 660	11 591	109	11 482	11 590	212 603	111 637	100 966	-	-	-
2000/' 01	8 255	11 896	166	11 730	12 592	227 464	119 821	107 643	-	-	-
2001/' 02	9 480	14 295	302	13 993	14 893	253 513	133 036	120 477	-	-	-
2002/' 03	8 873	13 356	478	12 878	15 099	283 305	148 214	135 091	-	-	-
2003/' 04	13 285	17 511	694	16 817	16 710	344 741	179 988	164 753	-	-	-
2004/' 05	15 978	22 152	1 161	20 991	31 547	434 771	226 959	207 812	-	-	-
2005/' 06	18 539	20 910	1 167	19 743	31 511	550 146	286 347	263 799	-	-	-
2006/' 07	20 675	24 775	1 181	23 594	36 654	640 849	334 252	306 597	-	-	-
2007/' 08	22 506	25 901	1 218	24 683	40 857	701 762	366 209	335 553	-	-	-
2008/' 09	23 653	29 342	1 644	27 698	45 030	804 765	421 033	383 732	-	-	-
<b>İlkokul</b> Primary school											
1992/' 93	49 974	235 721	134 899	100 822	306 615	6 707 725	3 543 917	3 163 808	1 209 112	644 931	564 181
1993/' 94	49 599	237 943	135 552	102 391	282 477	6 526 296	3 433 959	3 092 337	1 218 225	650 563	567 662
1994/' 95	48 429	233 073	131 516	101 557	277 323	6 466 648	3 401 163	3 065 485	1 194 313	636 083	558 230
1995/' 96	49 240	231 900	130 752	101 148	268 098	6 403 300	3 370 218	3 033 082	1 177 790	625 382	552 408
1996/' 97	47 313	217 131	122 581	94 550	256 989	6 389 060	3 375 510	3 013 550	1 147 311	613 055	534 256
<b>Resmi</b> Public											
1992/' 93	49 770	233 169	134 614	98 555	304 804	6 664 160	3 519 757	3 144 403	1 200 724	640 266	560 458
1993/' 94	49 378	235 206	135 244	99 962	280 565	6 481 181	3 408 902	3 072 279	1 209 374	645 587	563 787
1994/' 95	48 196	230 152	131 170	98 982	275 221	6 418 095	3 374 110	3 043 985	1 184 883	630 907	553 976
1995/' 96	48 953	228 442	130 238	98 204	265 652	6 347 995	3 339 254	3 008 741	1 167 719	619 721	547 998
1996/' 97	46 978	212 960	122 008	90 952	253 928	6 321 400	3 337 776	2 983 624	1 135 445	606 379	529 066
<b>Özel</b> Private											
1992/' 93	204	2 552	285	2 267	1 811	43 565	24 160	19 405	8 388	4 665	3 723
1993/' 94	221	2 737	308	2 429	1 912	45 115	25 057	20 058	8 851	4 976	3 875
1994/' 95	233	2 921	346	2 575	2 102	48 553	27 053	21 500	9 430	5 176	4 254
1995/' 96	287	3 458	514	2 944	2 446	55 305	30 964	24 341	10 071	5 661	4 410
1996/' 97	335	4 171	573	3 598	3 061	67 660	37 734	29 926	11 866	6 676	5 190

(1) Resmi ilkokulların bünyesinde bulunan anasınıfı öğretmenleri resmi ilkokul öğretmenleri içerisinde, kız teknik okulu bünyesindeki uygulamalı anasınıfı öğretmenleri kız meslek lisesi içerisinde birer kere daha gösterilmiştir.

(2) Öğretmen sayısı sütununda kadrolu öğretmenler ile öğretmen olmayıp, ders okutanlar kapsamıştır. Lise bünyesindeki ortaokul öğretmenleri bağlı buldukları lise öğretmenleri içerisinde gösterilmiştir. 1985/'86 öğretim yılından itibaren lise olarak açılıp da lise kısmı teşekkül etmeyen okulların öğretmenleri lise öğretmenleri içerisinde gösterilmiştir. 1997/'98 öğretim yılından itibaren kadrolu öğretmen bilgileri verilmiştir. 2007-2008 öğretim yılından itibaren kadrolu ve sözleşmeli öğretmenleri kapsar.

(3) 18.08.1997 tarih ve 4306 sayılı yasa ile 1997/'98 öğretim yılından itibaren 8 yıllık kesintisiz zorunlu eğitime geçilmiştir.

(4) Öğretmen sütununda kadrolu öğretmenler gösterilmiştir. Lise bünyesindeki ilköğretim okulu öğretmenleri bağlı buldukları lise öğretmenleri içerisinde gösterilmiştir. 2007-2008 öğretim yılından itibaren kadrolu ve sözleşmeli öğretmenleri kapsar.

(5) Sistem gereği mezun olan öğrenci sayısı bir öğretim yılı sonra verilmektedir.

(6) Faal olan okullar kapsamıştır.

(1) Nursery class teachers within public primary schools are once again included in primary school teachers. Applied nursery class teachers within technical schools for girls are once again included in teachers of vocational high schools for girls.

(2) Teachers column includes permanent and other teaching staff. Junior high school teachers within high schools are included in the teachers of high schools. Data on teachers in junior high schools which is located with high schools, is included in the high school figures as of the educational year 1985/'86. Data on permanent teaching staff is given as of the educational year 1997/'98. The data includes permanent and contractual teaching staff as of the educational year 2007-2008.

(3) Compulsory education was expanded to 8 years with law No. 4306 dated 18.08.1997 as of the educational year 1997/'98.

(4) Teachers column includes permanent teaching staff. Primary school teachers within high schools are included in the teachers of high schools. The data includes permanent and contractual teaching staff as of the educational year 2007-2008.

(5) The number of graduates are given in the following educational year.

(6) Active schools are included.

## 1.7 Okul türü ve öğretim yılına göre okul, öğretmen, şube, öğrenci ve mezun olan öğrenci sayısı (devam)

Number of schools, teachers, divisions, students and graduates by level of education and educational year (continued)

Okul türü ve öğretim yılı Type of school and educational year	Okul <sup>(6)</sup> School <sup>(6)</sup>	Öğretmen <sup>(2)(4)</sup> Teacher <sup>(2)(4)</sup>			Şube Division	Öğrenci Student			Mezun <sup>(5)</sup> Graduate <sup>(5)</sup>		
		Toplam Total	Erkek Males	Kadın Females		Toplam Total	Erkek Males	Kadın Females	Toplam Total	Erkek Males	Kadın Females
<b>Ortaokul</b>											
Junior high school											
1992/' 93	7 544	56 055	35 331	20 724	57 462	2 556 339	1 575 026	981 313	731 451	451 906	279 545
1993/' 94	8 318	61 968	38 244	23 724	60 809	2 636 558	1 612 355	1 024 203	789 269	484 167	305 102
1994/' 95	8 897	64 871	38 619	26 252	63 405	2 674 986	1 623 762	1 051 224	813 692	489 221	324 471
1995/' 96	9 385	70 661	41 502	29 159	64 978	2 645 440	1 605 478	1 039 962	789 839	475 944	313 895
1996/' 97	9 830	72 164	42 094	30 070	66 763	2 622 594	1 579 612	1 042 982	829 537	504 605	324 932
<b>Genel ortaokul</b>											
General junior high school											
1992/' 93	6 680	55 457	35 059	20 398	50 420	2 242 875	1 393 735	849 140	652 044	406 443	245 601
1993/' 94	7 425	61 457	37 989	23 468	53 297	2 303 418	1 424 809	878 609	695 931	432 374	263 557
1994/' 95	7 993	64 520	38 430	26 090	55 355	2 318 915	1 426 255	892 660	714 306	435 126	279 180
1995/' 96	8 493	70 345	41 315	29 030	56 913	2 296 386	1 414 760	881 626	696 359	426 197	270 162
1996/' 97	8 844	71 808	41 893	29 915	58 432	2 269 620	1 389 357	880 263	733 484	454 142	279 342
<b>Resmi -Public</b>											
1992/' 93	6 458	55 407	35 053	20 354	48 204	2 180 168	1 358 796	821 372	638 831	399 307	239 524
1993/' 94	7 194	61 387	37 979	23 408	50 986	2 238 774	1 388 880	849 894	681 148	424 345	256 803
1994/' 95	7 745	64 456	38 416	26 040	53 020	2 254 951	1 390 376	864 575	699 792	427 349	272 443
1995/' 96	8 211	70 287	41 302	28 985	54 407	2 229 662	1 377 473	852 189	681 051	417 929	263 122
1996/' 97	8 530	71 744	41 881	29 863	55 757	2 201 197	1 350 952	850 245	718 744	446 310	272 434
<b>Özel - Private</b>											
1992/' 93	222	50	6	44	2 216	62 707	34 939	27 768	13 213	7 136	6 077
1993/' 94	231	70	10	60	2 311	64 644	35 929	28 715	14 783	8 029	6 754
1994/' 95	248	64	14	50	2 335	63 964	35 879	28 085	14 514	7 777	6 737
1995/' 96	282	58	13	45	2 506	66 724	37 287	29 437	15 308	8 268	7 040
1996/' 97	314	64	12	52	2 675	68 423	38 405	30 018	14 740	7 832	6 908
<b>Mesleki ve teknik ortaokul</b>											
Vocational and technical junior high school											
1992/' 93	864	598	272	326	7 042	313 464	181 291	132 173	79 407	45 463	33 944
1993/' 94	893	511	255	256	7 512	333 140	187 546	145 594	93 338	51 793	41 545
1994/' 95	904	351	189	162	8 050	356 071	197 507	158 564	99 386	54 095	45 291
1995/' 96	892	316	187	129	8 065	349 054	190 718	158 336	93 480	49 747	43 733
1996/' 97	986	356	201	155	8 331	352 974	190 255	162 719	96 053	50 463	45 590
<b>Resmi -Public</b>											
1992/' 93	862	598	272	326	7 034	313 162	181 291	131 871	79 270	45 463	33 807
1993/' 94	892	511	255	256	7 505	332 959	187 546	145 413	93 275	51 793	41 482
1994/' 95	903	351	189	162	8 044	355 908	197 507	158 401	99 332	54 095	45 237
1995/' 96	891	316	187	129	8 059	348 912	190 718	158 194	93 434	49 747	43 687
1996/' 97	985	356	201	155	8 325	352 847	190 255	162 592	96 014	50 463	45 551
<b>Özel - Private</b>											
1992/' 93	2	-	-	-	8	302	-	302	137	-	137
1993/' 94	1	-	-	-	7	181	-	181	63	-	63
1994/' 95	1	-	-	-	6	163	-	163	54	-	54
1995/' 96	1	-	-	-	6	142	-	142	46	-	46
1996/' 97	1	-	-	-	6	127	-	127	39	-	39



## 1.7 Okul türü ve öğretim yılına göre okul, öğretmen, şube, öğrenci ve mezun olan öğrenci sayısı (devam)

Number of schools, teachers, divisions, students and graduates by level of education and educational year (continued)

Okul türü ve öğretim yılı Type of school and educational year	Okul <sup>(6)</sup> School <sup>(6)</sup>	Öğretmen <sup>(2)(4)</sup> Teacher <sup>(2)(4)</sup>			Şube Division	Öğrenci Student			Mezun <sup>(5)</sup> Graduate <sup>(5)</sup>		
		Toplam Total	Erkek Males	Kadın Females		Toplam Total	Erkek Males	Kadın Females	Toplam Total	Erkek Males	Kadın Females
<b>İlköğretim</b> <sup>(2)(3)(4)</sup> -	Primary education <sup>(2)(3)(4)</sup>										
<b>2000/' 01</b>	36 072	345 015	193 799	151 216	348 135	10 480 721	5 635 131	4 845 590	1 071 189	600 441	470 748
<b>2001/' 02</b>	35 052	372 687	208 233	164 454	370 739	10 477 616	5 597 061	4 880 555	1 071 606	600 038	471 568
<b>2002/' 03</b>	35 133	373 303	212 772	160 531	377 609	10 331 645	5 503 427	4 828 218	1 165 489	647 115	518 404
<b>2003/' 04</b>	36 114	384 170	211 527	172 643	386 879	10 479 538	5 558 195	4 921 343	1 136 448	622 053	514 395
<b>2004/' 05</b>	35 611	401 288	216 678	184 610	380 126	10 565 389	5 587 775	4 977 614	1 125 012	615 314	509 698
<b>2005/' 06</b>	34 990	389 859	207 223	182 636	382 061	10 673 935	5 615 591	5 058 344	1 108 986	598 835	510 151
<b>2006/' 07</b>	34 656	402 829	209 366	193 463	387 351	10 846 930	5 684 609	5 162 321	1 130 599	605 503	525 096
<b>2007/' 08</b>	34 093	445 452	223 406	222 046	392 521	10 870 570	5 676 872	5 193 698	1 193 761	635 015	558 746
<b>2008/' 09</b>	33 769	453 318	224 644	228 674	408 221	10 709 920	5 553 871	5 156 049	-	-	-
<b>Resmi- Public</b>											
<b>2000/' 01</b>	35 356	330 806	189 953	140 853	339 091	10 294 857	5 532 423	4 762 434	1 041 347	583 990	457 357
<b>2001/' 02</b>	34 424	357 854	203 917	153 937	362 129	10 306 162	5 502 859	4 803 303	1 050 797	588 353	462 444
<b>2002/' 03</b>	34 525	358 563	208 521	150 042	369 630	10 175 638	5 418 502	4 757 136	1 142 191	634 155	508 066
<b>2003/' 04</b>	35 501	367 895	206 494	161 401	376 042	10 318 650	5 470 485	4 848 165	1 112 222	608 811	503 411
<b>2004/' 05</b>	34 937	383 331	211 354	171 977	369 517	10 393 474	5 494 039	4 899 435	1 099 838	601 376	498 462
<b>2005/' 06</b>	34 262	370 316	201 246	169 070	371 486	10 484 845	5 512 493	4 972 352	1 083 361	584 633	498 728
<b>2006/' 07</b>	33 899	381 354	202 963	178 391	375 554	10 633 859	5 568 510	5 065 349	1 102 095	589 567	512 528
<b>2007/' 08</b>	33 227	422 264	216 376	205 888	379 541	10 644 383	5 554 107	5 090 276	1 163 458	618 230	545 228
<b>2008/' 09</b>	32 862	428 429	217 429	211 000	394 733	10 469 932	5 423 732	5 046 200	-	-	-
<b>Özel- Private</b>											
<b>2000/' 01</b>	716	14 209	3 846	10 363	9 044	185 864	102 708	83 156	29 842	16 451	13 391
<b>2001/' 02</b>	628	14 833	4 316	10 517	8 610	171 454	94 202	77 252	20 809	11 685	9 124
<b>2002/' 03</b>	608	14 740	4 251	10 489	7 979	156 007	84 925	71 082	23 298	12 960	10 338
<b>2003/' 04</b>	613	16 275	5 033	11 242	10 837	160 888	87 710	73 178	24 226	13 242	10 984
<b>2004/' 05</b>	674	17 957	5 324	12 633	10 609	171 915	93 736	78 179	25 174	13 938	11 236
<b>2005/' 06</b>	728	19 543	5 977	13 566	10 575	189 090	103 098	85 992	25 625	14 202	11 423
<b>2006/' 07</b>	757	21 475	6 403	15 072	11 797	213 071	116 099	96 972	28 504	15 936	12 568
<b>2007/' 08</b>	866	23 188	7 030	16 158	12 980	226 187	122 765	103 422	30 303	16 785	13 518
<b>2008/' 09</b>	907	24 889	7 215	17 674	13 488	239 988	130 139	109 849	-	-	-
<b>Ortaöğretim - Secondary education</b>											
<b>2000/' 01</b>	6 291	139 969	83 268	56 701	71 920	2 362 653	1 382 912	979 741	532 952	302 530	230 422
<b>2001/' 02</b>	6 367	144 884	86 317	58 567	80 528	2 579 819	1 498 056	1 081 763	507 363	280 252	227 111
<b>2002/' 03</b>	6 210	137 956	78 548	59 408	86 701	3 023 602	1 790 702	1 232 900	530 259	292 670	237 589
<b>2003/' 04</b>	6 941	147 776	83 835	63 941	92 238	3 014 392	1 728 053	1 286 339	683 350	376 730	306 620
<b>2004/' 05</b>	6 816	167 614	99 807	67 807	96 212	3 039 449	1 733 646	1 305 803	590 834	321 847	268 987
<b>2005/' 06</b>	7 435	185 317	108 195	77 122	100 169	3 258 254	1 855 741	1 402 513	645 328	352 384	292 944
<b>2006/' 07</b>	7 934	187 665	110 187	77 478	105 697	3 386 717	1 917 189	1 469 528	729 535	401 916	327 619
<b>2007/' 08</b>	8 280	191 041	111 958	79 083	105 606	3 245 322	1 789 238	1 456 084	321 741	182 058	139 683
<b>2008/' 09</b>	8 675	196 713	115 030	81 683	123 930	3 837 164	2 079 941	1 757 223	-	-	-
<b>Genel lise- General high school</b>											
<b>2000/' 01</b>	2 747	71 502	40 962	30 540	40 681	1 487 415	835 471	651 944	289 300	155 696	133 604
<b>2001/' 02</b>	2 635	72 621	41 364	31 257	45 524	1 673 363	933 070	740 293	329 926	171 094	158 832
<b>2002/' 03</b>	2 550	77 253	42 095	35 158	49 956	2 038 027	1 163 065	874 962	334 044	173 252	160 792
<b>2003/' 04</b>	2 737	79 545	43 450	36 095	52 908	1 963 998	1 071 918	892 080	451 082	236 193	214 889
<b>2004/' 05</b>	2 939	93 209	52 869	40 340	55 512	1 937 055	1 045 986	891 069	379 511	197 188	182 323
<b>2005/' 06</b>	3 406	102 581	57 641	44 940	59 058	2 075 617	1 123 459	952 158	410 109	210 633	199 476
<b>2006/' 07</b>	3 690	103 389	59 038	44 351	62 664	2 142 218	1 156 418	985 800	465 809	239 958	225 851
<b>2007/' 08</b>	3 830	106 270	60 931	45 339	62 380	1 980 452	1 044 607	935 845	213 506	115 530	97 976
<b>2008/' 09</b>	4 053	107 789	61 801	45 988	69 959	2 271 900	1 186 244	1 085 656	-	-	-

## 1.7 Okul türü ve öğretim yılına göre okul, öğretmen, şube, öğrenci ve mezun olan öğrenci sayısı (devam)

Number of schools, teachers, divisions, students and graduates by level of education and educational year (continued)

Okul türü ve öğretim yılı Type of school and educational year	Okul <sup>(6)</sup> School <sup>(6)</sup>	Öğretmen <sup>(2)(4)</sup> Teacher <sup>(2)(4)</sup>			Şube Division	Öğrenci Student			Mezun <sup>(5)</sup> Graduate <sup>(5)</sup>		
		Toplam Total	Erkek Males	Kadın Females		Toplam Total	Erkek Males	Kadın Females	Toplam Total	Erkek Males	Kadın Females
<b>Resmi</b> - Public											
2000/' 01	2 288	62 972	37 031	25 941	37 423	1 431 534	804 727	626 807	273 762	147 297	126 465
2001/' 02	2 175	64 429	37 639	26 790	41 540	1 600 174	892 815	707 359	310 405	158 579	151 826
2002/' 03	2 213	71 879	39 573	32 306	46 896	1 986 097	1 134 764	851 333	318 793	164 750	154 043
2003/' 04	2 270	72 412	39 923	32 489	49 579	1 894 699	1 034 297	860 402	425 613	222 280	203 333
2004/' 05	2 357	84 957	49 051	35 936	50 898	1 866 892	1 007 322	859 570	358 551	185 657	172 894
2005/' 06	2 778	88 441	51 117	37 324	52 976	1 999 924	1 081 973	917 951	390 399	199 519	190 880
2006/' 07	2 994	90 716	53 023	37 693	56 552	2 056 671	1 109 909	946 762	440 441	225 258	215 173
2007/' 08	3 119	93 131	54 709	38 422	55 946	1 887 625	993 944	893 681	200 756	108 252	92 504
2008/' 09	3 270	93 073	54 800	38 273	63 013	2 161 004	1 125 610	1 035 394	-	-	-
<b>Özel</b> - Private											
2000/' 01	459	8 530	3 931	4 599	3 258	55 881	30 744	25 137	15 538	8 399	7 139
2001/' 02	460	8 192	3 725	4 467	3 984	73 189	40 255	32 934	19 521	12 515	7 006
2002/' 03	337	5 374	2 522	2 852	3 060	51 930	28 301	23 629	15 251	8 502	6 749
2003/' 04	467	7 133	3 527	3 606	3 329	69 299	37 621	31 678	25 469	13 913	11 556
2004/' 05	582	8 252	3 818	4 404	4 614	70 163	38 664	31 499	20 960	11 531	9 429
2005/' 06	628	14 140	6 524	7 616	6 082	75 693	41 486	34 207	19 710	11 114	8 596
2006/' 07	696	12 673	6 015	6 658	6 112	85 547	46 509	39 038	25 368	14 690	10 678
2007/' 08	711	13 139	6 222	6 917	6 434	92 827	50 663	42 164	12 750	7 278	5 472
2008/' 09	783	14 716	7 001	7 715	6 946	110 896	60 634	50 262	-	-	-
<b>Mesleki ve teknik lise</b> - Vocational and technical high school											
2000/' 01	3 544	68 467	42 306	26 161	31 239	875 238	547 441	327 797	243 652	146 834	96 818
2001/' 02	3 732	72 263	44 953	27 310	35 004	906 456	564 986	341 470	177 437	109 158	68 279
2002/' 03	3 660	60 703	36 453	24 250	36 745	985 575	627 637	357 938	196 215	119 418	76 797
2003/' 04	4 204	68 231	40 385	27 846	39 330	1 050 394	656 135	394 259	232 268	140 537	91 731
2004/' 05	3 877	74 405	46 938	27 467	40 700	1 102 394	687 660	414 734	211 323	124 659	86 664
2005/' 06	4 029	82 736	50 554	32 182	41 111	1 182 637	732 282	450 355	235 219	141 751	93 468
2006/' 07	4 244	84 276	51 149	33 127	43 033	1 244 499	760 771	483 728	263 726	161 958	101 768
2007/' 08	4 450	84 771	51 027	33 744	43 226	1 264 870	744 631	520 239	108 235	66 528	41 707
2008/' 09	4 622	88 924	53 229	35 695	53 971	1 565 264	893 697	671 567	-	-	-
<b>Resmi</b> - Public											
2000/' 01	3 519	68 337	42 240	26 097	31 154	873 765	546 452	327 313	243 233	146 533	96 700
2001/' 02	3 710	72 090	44 857	27 233	34 932	905 361	564 276	341 085	176 981	108 819	68 162
2002/' 03	3 649	60 680	36 438	24 242	36 658	984 630	627 010	357 620	196 132	119 361	76 771
2003/' 04	4 190	68 218	40 379	27 839	39 284	1 049 230	655 426	393 804	232 101	140 433	91 668
2004/' 05	3 858	74 321	46 893	27 428	40 628	1 101 304	686 947	414 357	211 103	124 519	86 584
2005/' 06	4 007	82 356	50 373	31 983	41 027	1 181 660	731 680	449 980	234 839	141 485	93 354
2006/' 07	4 223	84 032	51 051	32 981	42 961	1 243 588	760 100	483 488	263 489	161 777	101 712
2007/' 08	4 429	84 449	50 884	33 565	43 150	1 263 855	743 901	519 954	108 032	66 402	41 630
2008/' 09	4 595	88 615	53 077	35 538	53 876	1 563 885	892 859	671 026	-	-	-
<b>Özel</b> - Private											
2000/' 01	25	130	66	64	85	1 473	989	484	419	301	118
2001/' 02	22	173	96	77	72	1 095	710	385	456	339	117
2002/' 03	11	23	15	8	87	945	627	318	83	57	26
2003/' 04	14	13	6	7	46	1 164	709	455	167	104	63
2004/' 05	19	84	45	39	72	1 090	713	377	220	140	80
2005/' 06	22	380	181	199	84	977	602	375	380	266	114
2006/' 07	21	244	98	146	72	911	671	240	237	181	56
2007/' 08	21	322	143	179	76	1 015	730	285	203	126	77
2008/' 09	27	309	152	157	95	1 379	838	541	-	-	-

## 1.8 2008 yılında ÖSYS okul türü ve öğrenim durumuna göre başvuran ve yükseköğretim programlarına yerleşen aday sayıları

[Sınavsız geçiş dahil]

Okul türü	Toplam - Total						Son sınıf düzeyinde Senior class						Mezun daha önce yerleşmiş		
	Başvuran Applicant	Lisans Undergraduate programmes	%	Önlisans Associate programmes	%	Açıköğretim Open education	Başvuran Applicant	Lisans Undergraduate programmes	%	Önlisans Associate programmes	%	Açık- öğretim Open education	Başvuran Applicant	Lisans Undergraduate programmes	%
<b>Genel toplam</b>	<b>1 645 416</b>	<b>265 240</b>	16,1	<b>239 844</b>	14,6	<b>328 396</b>	<b>286 258</b>	<b>71 472</b>	25,0	<b>47 681</b>	16,7	<b>28 835</b>	<b>913 340</b>	<b>164 755</b>	18,0
Lise (Resmi ve Gündüz Öğretim Yapan Lise)	780 928	97 167	12,4	103 360	13,2	159 532	49 984	1 229	2,5	4 505	9,0	10 449	524 394	82 729	15,8
Lise (Yabancı Dil Ağırlıklı Program Uygulayan Lise)	144 840	52 500	36,2	12 673	8,7	12 407	62 121	20 190	32,5	2 589	4,2	2 158	56 960	28 818	50,6
Özel Lise	10 718	3 093	28,9	1 275	11,9	1 652	753	327	43,4	59	7,8	60	6 196	2 192	35,4
Anadolu Lisesi	111 953	58 228	52,0	4 201	3,8	6 289	52 933	29 032	54,8	599	1,1	501	35 793	25 243	70,5
Yabancı Dil Eğitim Yapan Özel Lise	24 360	10 697	43,9	1 853	7,6	2 796	8 244	5 222	63,3	292	3,5	418	8 295	4 050	48,8
Fen Lisesi	5 978	4 030	67,4	27	0,5	118	2 586	1 872	72,4	-	-	2	2 127	1 873	88,1
Özel Fen Lisesi	2 228	1 144	51,3	50	2,2	148	443	321	72,5	5	1,1	4	704	574	81,5
Askeri Lise	592	298	50,3	21	3,5	48	-	-	-	-	-	-	341	237	69,5
Akşam Lisesi	233	2	0,9	8	3,4	111	1	-	-	-	-	-	147	-	-
Özel Akşam Lisesi	5 457	397	7,3	764	14,0	1 689	1 291	149	11,5	157	12,2	320	3 473	208	6,0
Sosyal Bilimler Lisesi	90	83	92,2	1	1,1	1	90	83	92,2	1	1,1	1	-	-	-
Spor Lisesi	110	6	5,5	2	1,8	16	-	-	-	-	-	-	110	6	5,5
Polis Koleji	98	26	26,5	4	4,1	11	37	19	51,4	-	-	1	15	5	33,3
Açıköğretim Lisesi	67 122	1 772	2,6	6 414	9,6	28 700	15 947	285	1,8	2 560	16,1	6 243	40 428	1 092	2,7
Çok Programlı Lise	77 991	7 399	9,5	14 131	18,1	12 644	5 873	501	8,5	1 559	26,5	454	53 949	6 037	11,2
Anadolu Güzel Sanatlar Lisesi	3 652	25	0,7	110	3,0	291	1 875	11	0,6	15	0,8	31	1 168	8	0,7
<b>Lise Çıkışlılar Toplamı</b>	<b>1 236 350</b>	<b>236 867</b>	<b>19,2</b>	<b>144 894</b>	<b>11,7</b>	<b>226 453</b>	<b>202 178</b>	<b>59 241</b>	<b>29,3</b>	<b>12 341</b>	<b>6,1</b>	<b>20 642</b>	<b>734 100</b>	<b>153 072</b>	<b>20,9</b>
<b>Öğretmen Liseleri</b>	<b>18 150</b>	<b>11 459</b>	<b>63,1</b>	<b>219</b>	<b>1,2</b>	<b>887</b>	<b>9 992</b>	<b>7 562</b>	<b>75,7</b>	<b>9</b>	<b>0,1</b>	<b>27</b>	<b>4 182</b>	<b>3 121</b>	<b>74,6</b>
İmam Hatip Liseleri	56 805	3 610	6,4	3 010	5,3	23 529	15 943	1 318	8,3	700	4,4	5 969	24 192	1 555	6,4
Ticaret Meslek Liseleri	68 854	1 442	2,1	22 355	32,5	19 046	10 524	316	3,0	6 681	63,5	616	29 760	736	2,5
Teknik Liseler	16 837	1 442	8,6	6 091	36,2	2 741	6 770	478	7,1	4 371	64,6	159	4 245	655	15,4
End. Meslek Liseleri	124 326	5 466	4,4	38 730	31,2	22 879	17 163	1 004	5,8	10 241	59,7	320	57 464	2 994	5,2
Kız Meslek Liseleri	73 816	3 213	4,4	14 257	19,3	14 499	10 946	792	7,2	6 431	58,8	431	43 717	1 956	4,5
Sağlık Meslek Liseleri	36 146	558	1,5	5 578	15,4	15 403	7 446	295	4,0	3 665	49,2	490	11 925	135	1,1
Otelcilik ve Turizm Meslek Liseleri	8 479	1 019	12,0	3 178	37,5	1 215	3 765	400	10,6	2 190	58,2	120	2 486	479	19,3
Sekreterlik Meslek Liseleri	105	2	1,9	16	15,2	47	-	-	-	-	-	-	32	-	-
Ast.Haz.ve Ast.Sınıf O.	1 163	7	0,6	29	2,5	677	-	-	-	-	-	-	453	2	0,4
Diğer Meslek Liseleri	4 385	155	3,5	1 487	33,9	1 020	1 531	66	4,3	1 052	68,7	61	784	50	6,4
<b>Meslek Lisesi Çıkışlılar Toplamı</b>	<b>390 916</b>	<b>16 914</b>	<b>4,3</b>	<b>94 731</b>	<b>24,2</b>	<b>101 056</b>	<b>74 088</b>	<b>4 669</b>	<b>6,3</b>	<b>35 331</b>	<b>47,7</b>	<b>8 166</b>	<b>175 058</b>	<b>8 562</b>	<b>4,9</b>

Kaynak: Öğrenci Seçme ve Yerleştirme Merkezi Başkanlığı

Not : Ek yerleştirme dahil değildir.

## 1.8 Number of applicants and appointed to tertiary education programmes in year the 2008 by school type and educational status

[Transition without examination is included]

Graduated , not appointed before		Bir yükseköğretim kurumunu bitirmiş Graduated from tertiary education								Daha önce yerleşmiş Appointed before						School type
Önlisans Associate programmes	%	Açık-öğretim Open education	Başvuran Applicant	Lisans Undergraduate programmes	%	Önlisans Associate programmes	%	Açık- öğretim Open education	Başvuran Applicant	Lisans Undergraduate programmes	%	Önlisans Associate programmes	%	Açık- öğretim Open education		
142 496	15,6	185 656	68 100	3 398	5,0	3 719	5,5	20 896	377 718	25 615	6,8	45 948	12,2	93 009	General total	
76 850	14,7	100 948	28 068	1 287	4,6	1646	5,9	7 880	178 482	11 922	6,7	20 359	11,4	40 255	High school	
7 864	13,8	5 144	2 733	298	10,9	160	5,9	799	23 026	3 194	13,9	2 060	8,9	4 306	High School (with Foreign Language)	
817	13,2	844	344	36	10,5	22	6,4	83	3 425	538	15,7	377	11,0	665	Private high school	
2 214	6,2	1 800	2 529	291	11,5	148	5,9	517	20 698	3 662	17,7	1 240	6,0	3 471	Anatolia high school	
891	10,7	918	814	89	10,9	53	6,5	145	7 007	1 336	19,1	617	8,8	1 315	Private high school (Fore. lang.)	
6	0,3	18	161	22	13,7	11	6,8	22	1 104	263	23,8	10	0,9	76	Science high school	
18	2,6	14	100	8	8,0	4	4,0	21	981	241	24,6	23	2,3	109	Private science high school	
8	2,3	17	114	9	7,9	3	2,6	11	137	52	38,0	10	7,3	20	Military high school	
2	1,4	67	16	-	-	1	6,3	3	69	2	2,9	5	7,2	41	Evening high school	
501	14,4	1 179	26	-	-	4	15,4	9	667	40	6,0	102	15,3	181	Private evening high school	
-	-	-	-	-	-	-	-	-	-	-	-	-	-	-	Social Sciences High School	
2	1,8	16	-	-	-	-	-	-	-	-	-	-	-	-	Sports high school	
1	6,7	4	33	-	-	3	9,1	3	13	2	15,4	-	-	3	Police training high school	
2 792	6,9	18 920	1 041	50	4,8	50	4,8	305	9 706	345	3,6	1 012	10,4	3 232	Open education high school	
10 010	18,6	8 763	1 856	99	5,3	82	4,4	506	16 313	762	4,7	2 480	15,2	2 921	Multiprogram high school	
72	6,2	179	31	-	-	2	6,5	8	578	6	1,0	21	3,6	73	Anatolia fine arts high school	
<b>102 048</b>	<b>13,9</b>	<b>138 831</b>	<b>37 866</b>	<b>2 189</b>	<b>5,8</b>	<b>2 189</b>	<b>5,8</b>	<b>10 312</b>	<b>262 206</b>	<b>22 365</b>	<b>8,5</b>	<b>28 316</b>	<b>10,8</b>	<b>56 668</b>	Total of graduated from high school	
<b>74</b>	<b>1,8</b>	<b>256</b>	<b>799</b>	<b>118</b>	<b>14,8</b>	<b>41</b>	<b>5,1</b>	<b>138</b>	<b>3 177</b>	<b>658</b>	<b>20,7</b>	<b>95</b>	<b>3,0</b>	<b>466</b>	Teacher training high school	
1 305	5,4	10 758	3 948	124	3,1	168	4,3	1 696	12 722	613	4,8	837	6,6	5 106	High School for Imams and preachers	
9 647	32,4	9 247	2 559	106	4,1	263	10,3	521	26 011	284	1,1	5 764	22,2	8 662	Vocational Schools for Commerce	
1 139	26,8	827	1 965	112	5,7	98	5,0	659	3 857	197	5,1	483	12,5	1 096	Technical High School	
20 643	35,9	9 574	11 605	548	4,7	590	5,1	3 603	38 094	920	2,4	7 256	19,0	9 382	Vocational Schools for Industry	
5 978	13,7	8 992	3 724	126	3,4	85	2,3	1 241	15 429	339	2,2	1 763	11,4	3 835	Vocational schools for girls	
775	6,5	6 178	4 581	47	1,0	219	4,8	2 393	12 194	81	0,7	919	7,5	6 342	Vocational schools for Public Health	
694	27,9	414	171	14	8,2	8	4,7	54	2 057	126	6,1	286	13,9	627	Vocational Schools for Hotel Management and Tourism	
4	12,5	19	23	2	8,7	-	-	6	50	-	-	12	24,0	22	Vocational High School For Secretarial	
8	1,8	312	201	-	-	9	4,5	55	509	5	1,0	12	2,4	310	Military High School (noncommissioned officer)	
181	23,1	248	658	12	1,8	49	7,4	218	1 412	27	1,9	205	14,5	493	Other Vocational High Schools	
<b>40 374</b>	<b>23,1</b>	<b>46 569</b>	<b>29 435</b>	<b>1 091</b>	<b>3,7</b>	<b>1 489</b>	<b>5,1</b>	<b>10 446</b>	<b>112 335</b>	<b>2 592</b>	<b>2,3</b>	<b>17 537</b>	<b>15,6</b>	<b>35 875</b>	Total of Graduated from Vocational High School	

Source : Student Selection and Placement Center

Note. Additional placement is not included

## 1.9 İstatistikî Bölge Birimleri Sınıflaması 1. düzey ve eğitim seviyesine göre okul, şube, öğretmen ve derslik başına düşen öğrenci sayısı

Number of students per school, division, teacher and classroom by level of education according to Classification of Statistical Region Units level 1

[2008/'09 öğretim yılı - The educational year 2008/'09]

İBBS - 1. Düzey SRE - Level 1	Ortaöğretim <sup>(1)</sup> - Secondary Education <sup>(1)</sup>															
	İlköğretim <sup>(1)</sup> Primary education <sup>(1)</sup>				Ortaöğretim toplamı Secondary Education Total				Genel Ortaöğretim General				Mesleki ve teknik Vocational and technical			
	Okul	Şube	Öğret- men <sup>(2)</sup>	Derslik	Okul	Şube	Öğret- men <sup>(2)</sup>	Derslik	Okul	Şube	Öğret- men <sup>(2)</sup>	Derslik	Okul	Şube	Öğret- men <sup>(2)</sup>	Derslik
School	Division	Teacher <sup>(2)</sup>	Classroom	School	Division	Teacher <sup>(2)</sup>	Classroom	School	Division	Teacher <sup>(2)</sup>	Classroom	School	Division	Teacher <sup>(2)</sup>	Classroom	
<b>TR Türkiye</b>																
Turkey	307	25	23	32	384	27	17	31	471	27	18	29	307	26	16	33
<b>TR1 İstanbul</b>																
Istanbul	1 056	36	29	49	552	32	21	37	535	30	19	31	575	33	22	48
<b>TR2 Batı Marmara</b>																
West Marmara	277	24	19	24	292	24	15	26	517	26	19	27	234	23	15	29
<b>TR3 Ege</b>																
Aegean	293	24	19	27	338	24	15	27	428	24	15	25	275	24	14	30
<b>TR4 Doğu Marmara</b>																
East Marmara	418	27	22	31	385	27	17	31	442	26	17	26	347	27	17	37
<b>TR5 Batı Anadolu</b>																
West Anatolia	433	27	21	33	387	27	14	31	505	28	16	29	290	26	12	33
<b>TR6 Akdeniz</b>																
Mediterranean	341	26	22	33	410	27	17	32	506	28	18	31	310	26	16	32
<b>TR7 Orta Anadolu</b>																
Central Anatolia	224	21	19	24	297	24	15	26	349	25	16	25	248	24	14	27
<b>TR8 Batı Karadeniz</b>																
West Black Sea	181	19	18	24	292	23	14	26	381	23	14	24	235	23	14	28
<b>TR9 Doğu Karadeniz</b>																
East Black Sea	210	21	18	22	291	23	15	25	346	23	15	24	256	23	15	26
<b>TRA Kuzeydoğu Anadolu</b>																
Northeast Anatolia	148	18	23	29	300	25	19	25	371	27	21	25	225	24	17	26
<b>TRB Orta Doğu Anadolu</b>																
Centraleast Anatolia	199	22	25	34	368	28	20	33	463	29	21	33	250	26	17	32
<b>TRC Güneydoğu Anadolu</b>																
Southeast Anatolia	274	26	30	44	532	32	24	40	715	34	27	43	307	28	20	32

Not. İstatistikî Bölge Birimleri Sınıflaması 3. düzey için açıklamalara bakınız.

Note. Please see the explanations for Classification of Statistical Region Units level 3.

(1) Açık ilköğretim ve açıköğretim lisesi öğrencisi kapsamamıştır.

(1) Open education students are not included.

(2) Toplam öğretmen, kadrolu ve sözleşmeli öğretmenleri kapsar.

(2) Total of teachers includes permanent and contractual teaching staff.

**1.10 İstatistiki Bölge Birimleri Sınıflaması 2. düzey ve eğitim seviyesine göre okul, şube, öğretmen ve derslik başına düşen öğrenci sayısı**

Number of students per school, division, teacher and classroom by level of education according to Classification of Statistical Region Units level 2

[2008/'09 öğretim yılı - The educational year 2008/'09]

İBBS - 2. Düzey SRE - Level 2	Ortaöğretim <sup>(1)</sup> - Secondary Education <sup>(1)</sup>															
	İlköğretim <sup>(1)</sup> Primary education <sup>(1)</sup>				Toplam Total				Genel General				Mesleki ve teknik Vocational and technical			
	Okul	Şube	Öğret- men <sup>(2)</sup>	Derslik	Okul	Şube	Öğret- men <sup>(2)</sup>	Derslik	Okul	Şube	Öğret- men <sup>(2)</sup>	Derslik	Okul	Şube	Öğret- men <sup>(2)</sup>	Derslik
School	Division	Teacher <sup>(2)</sup>	Class- room	School	Division	Teacher <sup>(2)</sup>	Class- room	School	Division	Teacher <sup>(2)</sup>	Class- room	School	Division	Teacher <sup>(2)</sup>	Class- room	
<b>TR Türkiye</b>																
TR Turkey	307	25	23	32	384	27	17	31	471	27	18	29	307	26	16	33
<b>TR10 (İstanbul)</b>	1 056	36	29	49	552	32	21	37	535	30	19	31	575	33	22	48
<b>TR21(Tekirdağ, Edirne Kırklareli)</b>	334	26	22	25	324	25	17	28	412	24	16	25	271	25	18	32
<b>TR22 (Balıkesir, Çanakkale)</b>	239	22	17	23	267	23	13	24	366	24	14	23	205	22	13	26
<b>TR31 (İzmir)</b>	454	27	20	33	394	26	15	31	502	26	15	29	308	26	15	35
<b>TR32 (Aydın, Denizli, Muğla)</b>	263	23	18	23	331	23	14	25	428	24	14	23	263	23	13	28
<b>TR33(Manisa, Aydınkarahisar, Kütahya, Uşak)</b>	221	22	19	24	288	23	15	25	344	22	14	22	254	24	15	28
<b>TR41(Bursa, Eskişehir, Bilecik)</b>	464	28	22	34	399	27	17	33	460	26	16	28	361	28	17	38
<b>TR42 (Kocaeli, Sakarya, Düzce, Bolu, Yalova)</b>	381	26	22	28	371	26	18	29	425	25	18	24	334	27	18	35
<b>TR51(Ankara)</b>	597	29	21	37	422	28	14	32	579	29	16	30	296	26	11	34
<b>TR52(Konya, Karaman)</b>	293	24	21	28	323	25	16	28	374	25	17	27	279	25	15	30
<b>TR61(Antalya, Isparta, Burdur)</b>	306	25	21	25	334	25	15	27	415	26	17	26	261	24	14	27
<b>TR62(Adana, Mersin)</b>	435	28	23	36	454	28	17	35	562	29	19	34	328	27	15	35
<b>TR63(Hatay, Kahramanmaraş, Osmaniye)</b>	291	25	22	36	435	28	18	33	523	28	18	32	343	27	17	35
<b>TR71(Kırıkkale, Aksaray, Niğde, Neşehir, Kırşehir)</b>	243	22	18	22	264	23	14	24	301	23	14	22	227	23	13	27
<b>TR72(Kayseri, Sivas, Yozgat)</b>	213	21	20	25	322	25	16	27	387	26	17	27	264	24	14	27
<b>TR81(Zonguldak, Karabük, Bartın)</b>	244	22	18	24	276	22	13	24	346	22	14	21	231	22	13	28
<b>TR82(Kastamonu, Çankırı, Sinop)</b>	138	17	17	19	188	19	12	21	229	19	12	19	166	19	13	22
<b>TR83(Samsun , Tokat, Çorum, Amasya)</b>	179	19	19	25	348	25	15	28	459	25	15	27	273	25	14	30
<b>TR90(Trabzon, Ordu, Giresun, Rize, Artvin, Gümüşhane)</b>	210	21	18	22	291	23	15	25	346	23	15	24	256	23	15	26
<b>TRA1(Erzurum, Erzincan, Bayburt)</b>	136	16	19	25	284	24	16	23	330	24	17	21	236	23	15	26
<b>TRA2(Ağrı, Kars, Iğdır, Ardahan)</b>	158	20	28	33	323	27	24	29	426	29	27	30	209	24	20	26
<b>TRB1(Malatya, Elazığ, Bingöl, Tunceli)</b>	183	19	19	28	352	26	16	30	427	27	17	30	248	24	13	31
<b>TRB2(Van, Muş, Bitlis, Hakkari)</b>	210	24	30	39	387	30	27	35	515	31	29	36	253	28	23	34
<b>TRC1(Gaziantep, Adıyaman, Kilis)</b>	308	26	27	41	515	31	21	39	677	32	23	40	330	28	17	36
<b>TRC2(Şanlıurfa, Diyarbakır)</b>	268	27	33	49	581	33	25	41	752	35	27	45	327	28	20	31
<b>TRC3(Mardin, Batman, Şırnak, Siirt)</b>	256	25	30	40	494	33	30	39	710	35	33	43	262	29	25	30

Not. İstatistiki Bölge Birimleri Sınıflaması 3. düzey için açıklamalara bakınız.

Note. Please see the explanations for Classification of Statistical Region Units level 3.

(1) Açık ilköğretim ve açıköğretim lisesi öğrencisi kapsamamıştır.

(1) Open education students are not included.

(2) Toplam öğretmen, kadrolu ve sözleşmeli öğretmenleri kapsar.

(2) Total of teachers includes permanent and contractual teaching staff.

## 1.11 İstatistikî Bölge Birimleri Sınıflaması 3. düzey ve eğitim seviyesine göre okul, şube, öğretmen ve derslik başına düşen öğrenci sayısı

Number of students per school, division, teacher and classroom by level of education according to Classification of Statistical Region Units Level 3

[2008/'09 öğretim yılı - The educational year 2008/'09]

İBBS - 3. Düzey SRE - Level 3	Ortaöğretim <sup>(1)</sup> - Secondary Education <sup>(1)</sup>															
	İlköğretim <sup>(1)</sup> Primary education <sup>(1)</sup>				Toplam Total				Genel General				Mesleki ve teknik Vocational and technical			
	Okul School	Şube Division	Öğret- men <sup>(2)</sup> Teac- her <sup>(2)</sup>	Derslik Class- room	Okul School	Şube Division	Öğret- men <sup>(2)</sup> Teac- her <sup>(2)</sup>	Derslik Class- room	Okul School	Şube Division	Öğret- men <sup>(2)</sup> Teac- her <sup>(2)</sup>	Derslik Class- room	Okul School	Şube Division	Öğret- men <sup>(2)</sup> Teac- her <sup>(2)</sup>	Derslik Class- room
TR Türkiye TR Turkey	307	25	23	32	384	27	17	31	471	27	18	29	307	26	16	33
TR100 İstanbul	1 056	36	29	49	552	32	21	37	535	30	19	31	575	33	22	48
TR211 Tekirdağ	458	29	25	29	393	26	20	30	517	26	19	27	321	27	20	35
TR212 Edirne	256	23	17	21	252	22	13	25	302	22	13	21	219	23	14	29
TR213 Kırklareli	243	24	20	22	303	24	17	29	387	24	16	28	250	25	18	30
TR221 Balıkesir	237	22	18	24	301	24	13	25	414	25	14	24	227	23	12	27
TR222 Çanakkale	244	22	17	20	207	21	13	22	276	21	14	20	166	21	13	24
TR310 İzmir	454	27	20	33	394	26	15	31	502	26	15	29	308	26	15	35
TR321 Aydın	247	22	18	23	324	23	13	25	446	24	14	24	243	22	12	27
TR322 Denizli	317	25	19	25	364	23	14	24	397	24	14	21	335	23	15	29
TR323 Muğla	233	23	18	22	305	23	14	26	444	24	15	24	222	23	13	27
TR331 Manisa	245	23	20	26	327	24	15	27	382	23	14	24	290	25	15	29
TR332 Afyonkarahisar	202	22	20	23	233	22	16	23	269	21	15	20	214	23	16	26
TR333 Kütahya	194	20	17	21	263	22	14	23	333	22	13	20	226	22	14	27
TR334 Uşak	226	22	18	22	344	24	16	26	395	24	16	23	299	24	15	30
TR411 Bursa	537	29	23	39	461	28	18	36	523	27	17	29	424	29	18	43
TR412 Eskişehir	342	24	20	27	343	26	14	30	384	25	15	27	308	27	13	34
TR413 Bilecik	280	25	21	22	202	20	15	20	288	20	14	18	170	20	15	21
TR421 Kocaeli	550	28	24	30	416	27	19	29	449	25	19	23	388	29	19	39
TR422 Sakarya	309	27	23	28	358	26	18	31	363	25	17	24	355	27	18	38
TR423 Düzce	227	21	20	22	370	26	18	29	414	25	17	27	341	27	18	31
TR424 Bolu	323	24	19	22	276	24	15	25	433	24	14	24	228	23	17	26
TR425 Yalova	375	26	19	26	305	25	16	30	554	27	16	30	207	23	15	30
TR510 Ankara	597	29	21	37	422	28	14	32	579	29	16	30	296	26	11	34
TR521 Konya	311	25	21	29	332	25	16	29	386	26	17	27	287	25	15	30
TR522 Karaman	193	20	19	22	265	23	16	24	310	23	17	22	210	23	14	27
TR611 Antalya	367	27	23	29	445	27	17	29	534	28	18	29	350	26	15	30

Not. İstatistikî Bölge Birimleri Sınıflaması 3. düzey için açıklamalara bakınız.

Note. Please see the explanations for Classification of Statistical Region Units' level 3.

(1) Açık ilköğretim ve açıköğretim lisesi öğrencisi kapsamamıştır.

(1) Open education students are not included.

(2) Toplam öğretmen, kadrolu ve sözleşmeli öğretmenleri kapsar.

(2) Total of teachers includes permanent and contractual teaching staff.

## 1.11 İstatistiki Bölge Birimleri Sınıflaması 3. düzey ve eğitim seviyesine göre okul, şube, öğretmen ve derslik başına düşen öğrenci sayısı (devam)

Number of students per school, division, teacher and classroom by level of education according to Classification of Statistical Region Units Level 3 (continued)

[2008/'09 öğretim yılı - The educational year 2008/'09]

İBBS - 3. Düzey SRE - Level 3	İlköğretim <sup>(1)</sup> Primary education <sup>(1)</sup>				Ortaöğretim <sup>(1)</sup> - Secondary Education <sup>(1)</sup>											
					Toplam Total				Genel General				Mesleki ve teknik Vocational and technical			
	Okul	Şube	Öğret- men <sup>(2)</sup> Teac- her <sup>(2)</sup>	Derslik Class- room	Okul	Şube	Öğret- men <sup>(2)</sup> Teac- her <sup>(2)</sup>	Derslik Class- room	Okul	Şube	Öğret- men <sup>(2)</sup> Teac- her <sup>(2)</sup>	Derslik Class- room	Okul	Şube	Öğret- men <sup>(2)</sup> Teac- her <sup>(2)</sup>	Derslik Class- room
TR612 Isparta	211	22	17	18	198	21	13	21	235	22	13	20	170	20	12	21
TR613 Burdur	177	19	16	17	209	20	13	22	258	21	13	20	172	20	14	26
TR621 Adana	438	29	25	40	477	29	19	37	581	30	21	36	350	28	16	40
TR622 Mersin	430	27	22	31	427	27	16	32	540	27	17	33	304	26	14	30
TR631 Hatay	360	26	22	35	496	28	19	35	602	28	19	33	370	29	18	38
TR632 Kahramanmaraş	222	23	22	38	381	27	17	31	467	28	18	32	310	26	16	31
TR633 Osmaniye	329	24	21	33	419	27	17	32	460	26	16	29	367	28	18	41
TR711 Kırıkkale	313	22	19	24	302	25	15	25	353	24	16	23	257	25	13	28
TR712 Aksaray	214	22	20	23	233	23	14	27	235	23	14	24	230	24	14	30
TR713 Niğde	246	23	18	23	270	24	14	22	319	23	14	19	229	24	14	28
TR714 Nevşehir	241	21	16	20	244	22	13	20	273	22	13	17	218	22	12	23
TR715 Kırşehir	238	20	15	21	276	23	13	26	365	24	15	27	197	22	12	26
TR721 Kayseri	319	25	22	29	373	27	15	30	439	28	17	30	303	26	13	30
TR722 Sivas	159	18	19	23	323	25	16	27	400	26	17	27	259	24	15	27
TR723 Yozgat	150	17	17	19	232	22	16	21	259	22	15	19	212	22	16	23
TR811 Zonguldak	237	21	19	26	303	23	14	26	392	23	14	22	242	23	14	32
TR812 Karabük	329	24	17	24	258	21	12	21	279	22	12	19	239	21	11	24
TR813 Bartın	202	21	17	19	228	20	13	23	308	20	13	21	200	19	13	24
TR821 Kastamonu	131	17	16	21	199	20	13	23	225	20	13	20	183	21	13	26
TR822 Çankırı	177	19	18	19	193	18	12	19	234	19	11	17	175	18	13	21
TR823 Sinop	127	15	17	18	168	19	12	20	233	19	12	19	134	18	11	20
TR831 Samsun	186	20	19	28	426	26	15	32	534	26	15	31	340	27	15	33
TR832 Tokat	171	19	18	21	311	25	15	28	429	25	16	25	244	25	14	30
TR833 Çorum	164	18	19	25	323	23	14	26	403	24	15	26	255	23	13	26
TR834 Amasya	195	20	17	20	260	22	14	23	373	22	14	20	209	21	14	27
TR901 Trabzon	237	21	16	22	330	24	14	27	402	24	14	28	278	23	15	26
TR902 Ordu	217	22	19	27	335	23	15	27	362	23	14	25	313	24	15	29
TR903 Giresun	193	20	18	23	246	22	14	24	333	22	14	24	209	22	14	24
TR904 Rize	314	22	17	21	280	23	16	22	293	22	17	19	269	24	16	25
TR905 Artvin	166	17	17	17	226	21	16	23	272	20	15	20	206	21	16	25
TR906 Gümüşhane	104	15	18	17	235	22	16	21	267	21	16	23	214	22	16	20
TRA11 Erzurum	134	16	20	28	323	25	16	25	375	25	17	23	264	24	15	28
TRA12 Erzincan	169	19	17	20	226	22	16	21	252	22	16	19	201	23	15	25



## 1.11 İstatistikî Bölge Birimleri Sınıflaması 3. düzey ve eğitim seviyesine göre okul, şube, öğretmen ve derslik başına düşen öğrenci sayısı (devam)

Number of students per school, division, teacher and classroom by level of education according to Classification of Statistical Region Units Level 3 (continued)

[2008/'09 öğretim yılı - The educational year 2008/'09]

İBBS - 3. Düzey SRE - Level 3	İlköğretim <sup>(1)</sup> Primary education <sup>(1)</sup>				Ortaöğretim <sup>(1)</sup> - Secondary Education <sup>(1)</sup>											
					Toplam Total				Genel General				Mesleki ve teknik Vocational and technical			
	Okul	Şube	Öğret- men <sup>(2)</sup>	Derslik	Okul	Şube	Öğret- men <sup>(2)</sup>	Derslik	Okul	Şube	Öğret- men <sup>(2)</sup>	Derslik	Okul	Şube	Öğret- men <sup>(2)</sup>	Derslik
	School	Division	Teac- her <sup>(2)</sup>	Class- room	School	Division	Teac- her <sup>(2)</sup>	Class- room	School	Division	Teac- her <sup>(2)</sup>	Class- room	School	Division	Teac- her <sup>(2)</sup>	Class- room
TRA13 Bayburt	102	14	17	17	232	24	18	19	282	26	21	18	192	23	15	19
TRA21 Ağrı	184	23	35	42	346	29	25	26	452	31	29	28	218	25	20	22
TRA22 Kars	127	17	23	27	303	27	23	30	386	29	26	30	198	24	19	30
TRA23 Iğdır	216	23	23	30	420	29	25	40	538	31	27	43	279	25	21	36
TRA24 Ardahan	85	13	19	17	213	23	24	22	299	24	23	22	153	21	25	22
TRB11 Malatya	193	20	18	28	362	26	15	30	434	27	17	30	259	23	13	29
TRB12 Elazığ	208	20	19	30	421	28	16	35	549	29	17	37	266	26	13	32
TRB13 Bingöl	135	17	22	28	321	27	19	32	351	27	20	28	276	29	19	43
TRB14 Tunceli	171	17	13	14	150	18	14	15	185	19	14	14	88	17	12	20
TRB21 Van	256	26	33	44	435	31	26	36	532	32	28	37	286	28	22	33
TRB22 Muş	195	23	30	36	316	29	25	34	404	30	26	33	258	28	23	35
TRB23 Bitlis	160	20	25	29	286	28	22	30	360	28	22	31	218	27	21	30
TRB 24 Hakkari	172	20	30	41	478	34	39	41	768	34	43	42	222	32	31	38
TRC11 Gaziantep	494	31	31	47	581	32	22	41	749	33	25	42	369	29	18	39
TRC12 Adıyaman	158	19	20	33	480	29	19	38	598	30	21	41	320	28	16	33
TRC13 Kilis	183	22	22	26	266	25	16	25	393	26	16	20	219	24	16	30
TRC21 Şanlıurfa	259	27	35	53	479	30	23	34	604	31	25	36	313	27	20	28
TRC22 Diyarbakır	279	28	30	44	682	35	26	48	886	37	28	53	343	30	21	35
TRC31 Mardin	231	24	30	42	528	33	31	40	848	37	36	49	219	25	21	23
TRC32 Batman	282	26	29	42	696	36	30	50	836	36	31	53	416	36	25	39
TRC33 Şırnak	354	30	34	44	406	32	35	32	575	34	36	33	254	29	33	31
TRC34 Siirt	193	23	28	30	326	29	26	30	423	29	26	26	242	29	27	37

**1.12 İstatistiki Bölge Birimleri Sınıflaması 3. düzey, yerleşim yeri ve eğitim seviyesine göre mezun olan öğrenci sayısı**

Number of graduates by settlement place and level of education according to Classification of Statistical Region Units Level 3

[2007/'08 Öğretim yılı sonu - End of the educational year 2007/'08]

İBBS - 3. Düzey SRE - Level 3		A. Toplam - Total			D. Şehir - City			E. Köy - Village		
		Ortaöğretim - Secondary Education								
		İlköğretim Primary education			Genel General			Mesleki ve teknik Vocational and technical		
		Toplam Total	Erkek Males	Kadın Females	Toplam Total	Erkek Males	Kadın Females	Toplam Total	Erkek Males	Kadın Females
TR Türkiye	A	1 193 761	635 015	558 746	213 506	115 530	97 976	108 235	66 528	41 707
TR Turkey	D	939 667	497 289	442 378	204 748	110 326	94 422	104 403	63 682	40 721
	E	254 094	137 726	116 368	8 758	5 204	3 554	3 832	2 846	986
TR100 İstanbul	A	197 638	103 619	94 019	37 041	19 646	17 395	19 196	11 141	8 055
	D	186 325	97 645	88 680	35 962	19 027	16 935	18 770	10 810	7 960
	E	11 313	5 974	5 339	1 079	619	460	426	331	95
TR211 Tekirdağ	A	11 120	5 869	5 251	2 463	1 104	1 359	1 435	990	445
	D	8 154	4 321	3 833	2 422	1 090	1 332	1 314	931	383
	E	2 966	1 548	1 418	41	14	27	121	59	62
TR212 Edirne	A	5 013	2 653	2 360	1 543	658	885	692	436	256
	D	3 869	2 063	1 806	1 543	658	885	692	436	256
	E	1 144	590	554	-	-	-	-	-	-
TR213 Kırklareli	A	4 657	2 394	2 263	1 406	659	747	488	343	145
	D	3 540	1 813	1 727	1 361	645	716	483	338	145
	E	1 117	581	536	45	14	31	5	5	-
TR221 Balıkesir	A	16 623	8 584	8 039	3 857	1 904	1 953	1 958	1 243	715
	D	12 066	6 260	5 806	3 794	1 861	1 933	1 896	1 183	713
	E	4 557	2 324	2 233	63	43	20	62	60	2
TR222 Çanakkale	A	6 175	3 234	2 941	1 288	598	690	778	459	319
	D	4 289	2 275	2 014	1 242	581	661	715	405	310
	E	1 886	959	927	46	17	29	63	54	9
TR310 İzmir	A	56 319	29 488	26 831	12 021	5 568	6 453	7 109	4 300	2 809
	D	49 500	25 932	23 568	11 753	5 440	6 313	6 903	4 134	2 769
	E	6 819	3 556	3 263	268	128	140	206	166	40
TR321 Aydın	A	15 016	7 762	7 254	3 489	1 641	1 848	1 638	991	647
	D	10 221	5 289	4 932	3 318	1 568	1 750	1 611	970	641
	E	4 795	2 473	2 322	171	73	98	27	21	6
TR322 Denizli	A	14 600	7 533	7 067	2 771	1 374	1 397	1 321	913	408
	D	8 790	4 512	4 278	1 894	888	1 006	1 205	870	335
	E	5 810	3 021	2 789	877	486	391	116	43	73
TR323 Muğla	A	11 157	5 785	5 372	2 244	1 053	1 191	1 507	952	555
	D	5 784	2 987	2 797	2 085	970	1 115	1 129	667	462
	E	5 373	2 798	2 575	159	83	76	378	285	93
TR331 Manisa	A	20 528	10 648	9 880	3 294	1 560	1 734	2 467	1 617	850
	D	14 876	7 848	7 028	3 059	1 434	1 625	2 395	1 572	823
	E	5 652	2 800	2 852	235	126	109	72	45	27
TR332 Afyonkarahisar	A	11 516	5 821	5 695	1 752	971	781	1 085	691	394
	D	6 919	3 575	3 344	1 714	933	781	1 068	674	394
	E	4 597	2 246	2 351	38	38	-	17	17	-
TR333 Kütahya	A	8 474	4 461	4 013	1 645	830	815	1 284	865	419
	D	6 013	3 211	2 802	1 638	823	815	1 281	862	419
	E	2 461	1 250	1 211	7	7	-	3	3	-
TR334 Uşak	A	5 227	2 682	2 545	885	374	511	626	314	312
	D	3 973	2 073	1 900	885	374	511	626	314	312
	E	1 254	609	645	-	-	-	-	-	-
TR411 Bursa	A	39 698	20 541	19 157	7 292	3 514	3 778	5 632	3 592	2 040
	D	34 694	18 042	16 652	7 178	3 434	3 744	5 432	3 451	1 981
	E	5 004	2 499	2 505	114	80	34	200	141	59
TR412 Eskişehir	A	10 553	5 474	5 079	1 988	896	1 092	1 748	1 194	554
	D	9 815	5 097	4 718	1 922	843	1 079	1 748	1 194	554
	E	738	377	361	66	53	13	-	-	-

**1.12 İstatistiki Bölge Birimleri Sınıflaması 3. düzey, yerleşim yeri ve eğitim seviyesine göre mezun olan öğrenci sayısı (devam)**Number of graduates by settlement place and level of education according to Classification of Statistical Region  
Units Level 3 (continued)

[2007/'08 Öğretim yılı sonu - End of the educational year 2007/'08]

A. Toplam - Total

D. Şehir - City

E. Köy - Village

İBBS - 3. Düzey SRE - Level 3		Ortaöğretim - Secondary Education								
		İlköğretim Primary education			Genel General			Mesleki ve teknik Vocational and technical		
		Toplam Total	Erkek Males	Kadın Females	Toplam Total	Erkek Males	Kadın Females	Toplam Total	Erkek Males	Kadın Females
<b>TR413 Bilecik</b>	<b>A</b>	<b>2 901</b>	<b>1 523</b>	<b>1 378</b>	<b>583</b>	<b>298</b>	<b>285</b>	<b>555</b>	<b>271</b>	<b>284</b>
	D	2 548	1 365	1 183	583	298	285	555	271	284
	E	353	158	195	-	-	-	-	-	-
<b>TR421 Kocaeli</b>	<b>A</b>	<b>25 924</b>	<b>13 472</b>	<b>12 452</b>	<b>4 780</b>	<b>2 432</b>	<b>2 348</b>	<b>3 564</b>	<b>2 195</b>	<b>1 369</b>
	D	18 988	9 917	9 071	4 037	2 034	2 003	3 302	2 016	1 286
	E	6 936	3 555	3 381	743	398	345	262	179	83
<b>TR422 Sakarya</b>	<b>A</b>	<b>14 762</b>	<b>7 608</b>	<b>7 154</b>	<b>1 870</b>	<b>987</b>	<b>883</b>	<b>1 850</b>	<b>1 152</b>	<b>698</b>
	D	11 235	5 840	5 395	1 869	986	883	1 823	1 125	698
	E	3 527	1 768	1 759	1	1	-	27	27	-
<b>TR423 Düzce</b>	<b>A</b>	<b>5 646</b>	<b>2 918</b>	<b>2 728</b>	<b>935</b>	<b>464</b>	<b>471</b>	<b>637</b>	<b>407</b>	<b>230</b>
	D	3 888	2 074	1 814	755	373	382	637	407	230
	E	1 758	844	914	180	91	89	-	-	-
<b>TR424 Bolu</b>	<b>A</b>	<b>3 918</b>	<b>2 030</b>	<b>1 888</b>	<b>767</b>	<b>318</b>	<b>449</b>	<b>781</b>	<b>517</b>	<b>264</b>
	D	3 116	1 620	1 496	721	308	413	781	517	264
	E	802	410	392	46	10	36	-	-	-
<b>TR425 Yalova</b>	<b>A</b>	<b>3 193</b>	<b>1 610</b>	<b>1 583</b>	<b>783</b>	<b>397</b>	<b>386</b>	<b>428</b>	<b>266</b>	<b>162</b>
	D	2 469	1 255	1 214	493	245	248	387	230	157
	E	724	355	369	290	152	138	41	36	5
<b>TR510 Ankara</b>	<b>A</b>	<b>71 473</b>	<b>36 643</b>	<b>34 830</b>	<b>17 270</b>	<b>8 719</b>	<b>8 551</b>	<b>8 175</b>	<b>4 900</b>	<b>3 275</b>
	D	67 241	34 513	32 728	16 957	8 513	8 444	8 159	4 884	3 275
	E	4 232	2 130	2 102	313	206	107	16	16	-
<b>TR521 Konya</b>	<b>A</b>	<b>35 785</b>	<b>18 516</b>	<b>17 269</b>	<b>4 888</b>	<b>2 632</b>	<b>2 256</b>	<b>3 021</b>	<b>1 698</b>	<b>1 323</b>
	D	27 452	14 277	13 175	4 611	2 463	2 148	2 933	1 630	1 303
	E	8 333	4 239	4 094	277	169	108	88	68	20
<b>TR522 Karaman</b>	<b>A</b>	<b>4 128</b>	<b>2 131</b>	<b>1 997</b>	<b>720</b>	<b>379</b>	<b>341</b>	<b>257</b>	<b>146</b>	<b>111</b>
	D	3 168	1 647	1 521	709	372	337	257	146	111
	E	960	484	476	11	7	4	-	-	-
<b>TR611 Antalya</b>	<b>A</b>	<b>29 507</b>	<b>15 181</b>	<b>14 326</b>	<b>5 366</b>	<b>2 814</b>	<b>2 552</b>	<b>2 693</b>	<b>1 577</b>	<b>1 116</b>
	D	21 903	11 285	10 618	5 232	2 744	2 488	2 315	1 326	989
	E	7 604	3 896	3 708	134	70	64	378	251	127
<b>TR612 Isparta</b>	<b>A</b>	<b>6 002</b>	<b>3 126</b>	<b>2 876</b>	<b>1 456</b>	<b>698</b>	<b>758</b>	<b>739</b>	<b>428</b>	<b>311</b>
	D	4 521	2 384	2 137	1 456	698	758	739	428	311
	E	1 481	742	739	-	-	-	-	-	-
<b>TR613 Burdur</b>	<b>A</b>	<b>3 675</b>	<b>1 870</b>	<b>1 805</b>	<b>886</b>	<b>410</b>	<b>476</b>	<b>342</b>	<b>220</b>	<b>122</b>
	D	2 698	1 387	1 311	879	409	470	342	220	122
	E	977	483	494	7	1	6	-	-	-
<b>TR621 Adana</b>	<b>A</b>	<b>36 705</b>	<b>19 424</b>	<b>17 281</b>	<b>7 231</b>	<b>4 191</b>	<b>3 040</b>	<b>2 837</b>	<b>1 865</b>	<b>972</b>
	D	32 399	17 203	15 196	7 199	4 166	3 033	2 807	1 838	969
	E	4 306	2 221	2 085	32	25	7	30	27	3
<b>TR622 Mersin</b>	<b>A</b>	<b>28 699</b>	<b>15 039</b>	<b>13 660</b>	<b>6 731</b>	<b>3 372</b>	<b>3 359</b>	<b>1 980</b>	<b>1 272</b>	<b>708</b>
	D	23 701	12 482	11 219	6 508	3 237	3 271	1 767	1 121	646
	E	4 998	2 557	2 441	223	135	88	213	151	62
<b>TR631 Hatay</b>	<b>A</b>	<b>24 818</b>	<b>13 133</b>	<b>11 685</b>	<b>4 850</b>	<b>2 821</b>	<b>2 029</b>	<b>1 229</b>	<b>745</b>	<b>484</b>
	D	14 025	7 406	6 619	4 036	2 355	1 681	1 017	581	436
	E	10 793	5 727	5 066	814	466	348	212	164	48
<b>TR632 Kahramanmaraş</b>	<b>A</b>	<b>19 059</b>	<b>10 093</b>	<b>8 966</b>	<b>3 071</b>	<b>1 778</b>	<b>1 293</b>	<b>1 312</b>	<b>877</b>	<b>435</b>
	D	12 603	6 615	5 988	2 954	1 697	1 257	1 060	658	402
	E	6 456	3 478	2 978	117	81	36	252	219	33
<b>TR633 Osmaniye</b>	<b>A</b>	<b>8 740</b>	<b>4 490</b>	<b>4 250</b>	<b>2 191</b>	<b>1 325</b>	<b>866</b>	<b>579</b>	<b>314</b>	<b>265</b>
	D	7 065	3 629	3 436	2 159	1 300	859	579	314	265
	E	1 675	861	814	32	25	7	-	-	-

**1.12 İstatistiki Bölge Birimleri Sınıflaması 3. düzey, yerleşim yeri ve eğitim seviyesine göre mezun olan öğrenci sayısı (devam)**Number of graduates by settlement place and level of education according to Classification of Statistical Region  
Units Level 3 (continued)

[2007/'08 Öğretim yılı sonu - End of the educational year 2007/'08]

A. Toplam - Total

D. Şehir - City

E. Köy - Village

İBBS - 3. Düzey SRE - Level 3		Ortaöğretim - Secondary Education								
		İlköğretim Primary education			Genel General			Mesleki ve teknik Vocational and technical		
		Toplam Total	Erkek Males	Kadın Females	Toplam Total	Erkek Males	Kadın Females	Toplam Total	Erkek Males	Kadın Females
TR711 Kırıkkale	A	5 250	2 727	2 523	1 309	729	580	642	400	242
	D	4 805	2 490	2 315	1 291	712	579	622	389	233
	E	445	237	208	18	17	1	20	11	9
TR 712 Aksaray	A	6 812	3 553	3 259	824	417	407	359	245	114
	D	4 010	2 113	1 897	739	352	387	356	242	114
	E	2 802	1 440	1 362	85	65	20	3	3	-
TR713 Niğde	A	6 167	3 201	2 966	717	345	372	378	155	223
	D	3 098	1 631	1 467	680	318	362	377	154	223
	E	3 069	1 570	1 499	37	27	10	1	1	-
TR714 Nevşehir	A	4 740	2 459	2 281	690	308	382	408	284	124
	D	2 790	1 486	1 304	668	297	371	402	279	123
	E	1 950	973	977	22	11	11	6	5	1
TR715 Kırşehir	A	3 714	1 894	1 820	925	468	457	332	223	109
	D	2 878	1 466	1 412	879	445	434	332	223	109
	E	836	428	408	46	23	23	-	-	-
TR721 Kayseri	A	20 877	10 555	10 322	3 795	2 049	1 746	2 013	1 179	834
	D	17 900	9 120	8 780	3 637	1 930	1 707	2 007	1 173	834
	E	2 977	1 435	1 542	158	119	39	6	6	-
TR722 Sivas	A	11 669	5 968	5 701	2 151	1 263	888	865	557	308
	D	8 900	4 532	4 368	2 081	1 204	877	859	552	307
	E	2 769	1 436	1 333	70	59	11	6	5	1
TR723 Yozgat	A	9 041	4 748	4 293	1 254	717	537	715	455	260
	D	5 373	2 870	2 503	1 232	698	534	715	455	260
	E	3 668	1 878	1 790	22	19	3	-	-	-
TR811 Zonguldak	A	9 872	4 988	4 884	2 443	1 199	1 244	1 081	754	327
	D	5 334	2 773	2 561	1 959	973	986	974	674	300
	E	4 538	2 215	2 323	484	226	258	107	80	27
TR812 Karabük	A	3 341	1 727	1 614	915	465	450	515	275	240
	D	2 866	1 485	1 381	903	453	450	512	272	240
	E	475	242	233	12	12	-	3	3	-
TR813 Bartın	A	3 006	1 563	1 443	402	201	201	362	248	114
	D	1 119	610	509	402	201	201	331	223	108
	E	1 887	953	934	-	-	-	31	25	6
TR821 Kastamonu	A	5 261	2 705	2 556	944	466	478	663	468	195
	D	3 796	1 970	1 826	944	466	478	663	468	195
	E	1 465	735	730	-	-	-	-	-	-
TR822 Çankırı	A	2 566	1 317	1 249	558	292	266	519	355	164
	D	2 326	1 201	1 125	558	292	266	519	355	164
	E	240	116	124	-	-	-	-	-	-
TR823 Sinop	A	3 151	1 660	1 491	705	285	420	422	295	127
	D	2 132	1 127	1 005	642	250	392	422	295	127
	E	1 019	533	486	63	35	28	-	-	-
TR831 Samsun	A	23 105	11 894	11 211	4 060	2 155	1 905	2 079	1 392	687
	D	16 413	8 435	7 978	3 942	2 070	1 872	1 969	1 313	656
	E	6 692	3 459	3 233	118	85	33	110	79	31
TR832 Tokat	A	10 814	5 674	5 140	1 962	1 094	868	972	703	269
	D	7 429	3 915	3 514	1 952	1 085	867	968	700	268
	E	3 385	1 759	1 626	10	9	1	4	3	1
TR833 Çorum	A	9 410	4 770	4 640	1 856	1 037	819	760	476	284
	D	7 184	3 651	3 533	1 856	1 037	819	760	476	284
	E	2 226	1 119	1 107	-	-	-	-	-	-

**1.12 İstatistiki Bölge Birimleri Sınıflaması 3. düzey, yerleşim yeri ve eğitim seviyesine göre mezun olan öğrenci sayısı (devam)**Number of graduates by settlement place and level of education according to Classification of Statistical Region  
Units Level 3 (continued)

[2007/'08 Öğretim yılı sonu - End of the educational year 2007/'08]

A. Toplam - Total

D. Şehir - City

E. Köy - Village

İBBS - 3. Düzey SRE - Level 3		Ortaöğretim - Secondary Education								
		İlköğretim Primary education			Genel General			Mesleki ve teknik Vocational and technical		
		Toplam Total	Erkek Males	Kadın Females	Toplam Total	Erkek Males	Kadın Females	Toplam Total	Erkek Males	Kadın Females
<b>TR834 Amasya</b>	<b>A</b>	<b>5 575</b>	<b>2 865</b>	<b>2 710</b>	<b>1 140</b>	<b>588</b>	<b>552</b>	<b>736</b>	<b>406</b>	<b>330</b>
	D	4 331	2 223	2 108	1 131	581	550	736	406	330
	E	1 244	642	602	9	7	2	-	-	-
<b>TR901 Trabzon</b>	<b>A</b>	<b>12 632</b>	<b>6 454</b>	<b>6 178</b>	<b>2 627</b>	<b>1 406</b>	<b>1 221</b>	<b>1 564</b>	<b>914</b>	<b>650</b>
	D	8 244	4 236	4 008	2 575	1 371	1 204	1 444	824	620
	E	4 388	2 218	2 170	52	35	17	120	90	30
<b>TR902 Ordu</b>	<b>A</b>	<b>12 364</b>	<b>6 279</b>	<b>6 085</b>	<b>1 448</b>	<b>827</b>	<b>621</b>	<b>1 218</b>	<b>792</b>	<b>426</b>
	D	8 242	4 230	4 012	1 123	642	481	1 216	790	426
	E	4 122	2 049	2 073	325	185	140	2	2	-
<b>TR903 Giresun</b>	<b>A</b>	<b>7 296</b>	<b>3 765</b>	<b>3 531</b>	<b>1 220</b>	<b>576</b>	<b>644</b>	<b>1 013</b>	<b>633</b>	<b>380</b>
	D	5 319	2 760	2 559	1 220	576	644	1 013	633	380
	E	1 977	1 005	972	-	-	-	-	-	-
<b>TR904 Rize</b>	<b>A</b>	<b>5 776</b>	<b>2 968</b>	<b>2 808</b>	<b>997</b>	<b>556</b>	<b>441</b>	<b>916</b>	<b>541</b>	<b>375</b>
	D	4 193	2 170	2 023	943	521	422	916	541	375
	E	1 583	798	785	54	35	19	-	-	-
<b>TR905 Artvin</b>	<b>A</b>	<b>2 765</b>	<b>1 389</b>	<b>1 376</b>	<b>392</b>	<b>204</b>	<b>188</b>	<b>441</b>	<b>286</b>	<b>155</b>
	D	1 962	991	971	385	197	188	404	262	142
	E	803	398	405	7	7	-	37	24	13
<b>TR906 Gümüşhane</b>	<b>A</b>	<b>2 253</b>	<b>1 138</b>	<b>1 115</b>	<b>411</b>	<b>274</b>	<b>137</b>	<b>193</b>	<b>117</b>	<b>76</b>
	D	1 732	867	865	398	263	135	193	117	76
	E	521	271	250	13	11	2	-	-	-
<b>TRA11 Erzurum</b>	<b>A</b>	<b>13 968</b>	<b>7 829</b>	<b>6 139</b>	<b>1 829</b>	<b>1 244</b>	<b>585</b>	<b>877</b>	<b>537</b>	<b>340</b>
	D	10 542	5 878	4 664	1 813	1 229	584	877	537	340
	E	3 426	1 951	1 475	16	15	1	-	-	-
<b>TRA12 Erzincan</b>	<b>A</b>	<b>3 781</b>	<b>1 894</b>	<b>1 887</b>	<b>718</b>	<b>411</b>	<b>307</b>	<b>420</b>	<b>257</b>	<b>163</b>
	D	2 805	1 390	1 415	714	410	304	420	257	163
	E	976	504	472	4	1	3	-	-	-
<b>TRA13 Bayburt</b>	<b>A</b>	<b>1 525</b>	<b>782</b>	<b>743</b>	<b>206</b>	<b>134</b>	<b>72</b>	<b>129</b>	<b>85</b>	<b>44</b>
	D	970	508	462	206	134	72	129	85	44
	E	555	274	281	-	-	-	-	-	-
<b>TRA21 Ağrı</b>	<b>A</b>	<b>7 926</b>	<b>5 157</b>	<b>2 769</b>	<b>458</b>	<b>372</b>	<b>86</b>	<b>275</b>	<b>191</b>	<b>84</b>
	D	5 838	3 666	2 172	458	372	86	275	191	84
	E	2 088	1 491	597	-	-	-	-	-	-
<b>TRA22 Kars</b>	<b>A</b>	<b>5 788</b>	<b>3 255</b>	<b>2 533</b>	<b>642</b>	<b>409</b>	<b>233</b>	<b>295</b>	<b>152</b>	<b>143</b>
	D	2 908	1 543	1 365	631	400	231	295	152	143
	E	2 880	1 712	1 168	11	9	2	-	-	-
<b>TRA23 Iğdır</b>	<b>A</b>	<b>3 711</b>	<b>1 981</b>	<b>1 730</b>	<b>736</b>	<b>449</b>	<b>287</b>	<b>174</b>	<b>106</b>	<b>68</b>
	D	2 399	1 249	1 150	714	434	280	174	106	68
	E	1 312	732	580	22	15	7	-	-	-
<b>TRA24 Ardahan</b>	<b>A</b>	<b>2 257</b>	<b>1 172</b>	<b>1 085</b>	<b>192</b>	<b>126</b>	<b>66</b>	<b>88</b>	<b>33</b>	<b>55</b>
	D	1 300	690	610	191	125	66	88	33	55
	E	957	482	475	1	1	-	-	-	-
<b>TRB11 Malatya</b>	<b>A</b>	<b>13 582</b>	<b>7 058</b>	<b>6 524</b>	<b>3 371</b>	<b>2 146</b>	<b>1 225</b>	<b>861</b>	<b>553</b>	<b>308</b>
	D	9 821	5 096	4 725	3 147	1 960	1 187	821	525	296
	E	3 761	1 962	1 799	224	186	38	40	28	12
<b>TRB12 Elazığ</b>	<b>A</b>	<b>10 417</b>	<b>5 445</b>	<b>4 972</b>	<b>2 229</b>	<b>1 508</b>	<b>721</b>	<b>467</b>	<b>264</b>	<b>203</b>
	D	8 580	4 472	4 108	2 207	1 493	714	467	264	203
	E	1 837	973	864	22	15	7	-	-	-
<b>TRB13 Bingöl</b>	<b>A</b>	<b>4 901</b>	<b>2 909</b>	<b>1 992</b>	<b>560</b>	<b>396</b>	<b>164</b>	<b>238</b>	<b>111</b>	<b>127</b>
	D	3 233	1 737	1 496	560	396	164	238	111	127
	E	1 668	1 172	496	-	-	-	-	-	-

**1.12 İstatistiki Bölge Birimleri Sınıflaması 3. düzey, yerleşim yeri ve eğitim seviyesine göre mezun olan öğrenci sayısı (devam)**Number of graduates by settlement place and level of education according to Classification of Statistical Region  
Units Level 3 (continued)

[2007/'08 Öğretim yılı sonu - End of the educational year 2007/'08]

A. Toplam - Total

D. Şehir - City

E. Köy - Village

İBBS - 3. Düzey SRE - Level 3		Ortaöğretim - Secondary Education								
		İlköğretim Primary education			Genel General			Mesleki ve teknik Vocational and technical		
		Toplam Total	Erkek Males	Kadın Females	Toplam Total	Erkek Males	Kadın Females	Toplam Total	Erkek Males	Kadın Females
TRB14 Tunceli	A	1 082	545	537	202	90	112	25	25	-
	D	806	418	388	201	90	111	25	25	-
	E	276	127	149	1	-	1	-	-	-
TRB21 Van	A	19 027	11 997	7 030	1 255	970	285	572	385	187
	D	13 198	7 917	5 281	1 156	875	281	542	355	187
	E	5 829	4 080	1 749	99	95	4	30	30	-
TRB22 Muş	A	6 559	4 283	2 276	684	523	161	325	247	78
	D	3 278	1 982	1 296	642	484	158	324	246	78
	E	3 281	2 301	980	42	39	3	1	1	-
TRB23 Bitlis	A	6 011	3 919	2 092	516	403	113	175	115	60
	D	4 175	2 642	1 533	516	403	113	175	115	60
	E	1 836	1 277	559	-	-	-	-	-	-
TRB 24 Hakkari	A	5 659	3 181	2 478	1 431	1 028	403	125	75	50
	D	4 111	2 250	1 861	1 431	1 028	403	125	75	50
	E	1 548	931	617	-	-	-	-	-	-
TRC11 Gaziantep	A	28 789	15 651	13 138	3 931	2 584	1 347	1 356	765	591
	D	25 240	13 582	11 658	3 854	2 518	1 336	1 356	765	591
	E	3 549	2 069	1 480	77	66	11	-	-	-
TRC12 Adıyaman	A	12 834	6 804	6 030	1 961	1 299	662	527	267	260
	D	8 125	4 227	3 898	1 921	1 260	661	480	224	256
	E	4 709	2 577	2 132	40	39	1	47	43	4
TRC13 Kilis	A	2 149	1 122	1 027	470	244	226	269	139	130
	D	1 745	889	856	470	244	226	269	139	130
	E	404	233	171	-	-	-	-	-	-
TRC21 Şanlıurfa	A	25 370	16 145	9 225	2 529	1 903	626	694	419	275
	D	17 430	10 483	6 947	2 393	1 811	582	673	401	272
	E	7 940	5 662	2 278	136	92	44	21	18	3
TRC22 Diyarbakır	A	30 449	18 001	12 448	2 903	2 158	745	558	333	225
	D	24 361	14 038	10 323	2 903	2 158	745	558	333	225
	E	6 088	3 963	2 125	-	-	-	-	-	-
TRC31 Mardin	A	16 169	9 465	6 704	1 349	1 038	311	223	145	78
	D	10 803	6 201	4 602	1 339	1 028	311	202	125	77
	E	5 366	3 264	2 102	10	10	-	21	20	1
TRC32 Batman	A	11 051	6 194	4 857	1 223	971	252	182	93	89
	D	8 473	4 610	3 863	1 223	971	252	181	92	89
	E	2 578	1 584	994	-	-	-	1	1	-
TRC33 Şırnak	A	7 930	4 865	3 065	438	368	70	110	81	29
	D	5 106	3 123	1 983	419	352	67	110	81	29
	E	2 824	1 742	1 082	19	16	3	-	-	-
TRC34 Siirt	A	6 120	3 745	2 375	571	450	121	161	106	55
	D	4 196	2 504	1 692	571	450	121	161	106	55
	E	1 924	1 241	683	-	-	-	-	-	-

**1.13 İstatistikî Bölge Birimleri Sınıflaması 3. düzey, yerleşim yeri ve eğitim seviyesine göre yeni kayıt öğrenci sayısı**

Number of new entrants by settlement place and level of education according to Classification of Statistical Region Units Level 3

[2008/' 09 Öğretim yılı başı - Beginning of the educational year 2008/' 09]

**A. Toplam - Total****D. Şehir - City****E. Köy - Village**

İBBS - 3. Düzey SRE - Level 3		Ortaöğretim - Secondary education								
		İlköğretim Primary education			Genel General			Mesleki ve teknik Vocational and technical		
		Toplam Total	Erkek Males	Kadın Females	Toplam Total	Erkek Males	Kadın Females	Toplam Total	Erkek Males	Kadın Females
<b>TR Türkiye</b>	<b>A</b>	<b>1 228 539</b>	<b>634 855</b>	<b>593 684</b>	<b>540 532</b>	<b>286 870</b>	<b>253 662</b>	<b>476 383</b>	<b>278 642</b>	<b>197 741</b>
TR Turkey	<b>D</b>	<b>906 406</b>	<b>468 332</b>	<b>438 074</b>	<b>508 255</b>	<b>268 941</b>	<b>239 314</b>	<b>451 787</b>	<b>262 885</b>	<b>188 902</b>
	<b>E</b>	<b>322 133</b>	<b>166 523</b>	<b>155 610</b>	<b>32 277</b>	<b>17 929</b>	<b>14 348</b>	<b>24 596</b>	<b>15 757</b>	<b>8 839</b>
<b>TR100 İstanbul</b>	<b>A</b>	<b>202 212</b>	<b>105 225</b>	<b>96 987</b>	<b>97 836</b>	<b>51 925</b>	<b>45 911</b>	<b>81 444</b>	<b>44 338</b>	<b>37 106</b>
	D	190 506	99 133	91 373	92 754	49 055	43 699	77 513	41 787	35 726
	E	11 706	6 092	5 614	5 082	2 870	2 212	3 931	2 551	1 380
<b>TR211 Tekirdağ</b>	<b>A</b>	<b>10 946</b>	<b>5 651</b>	<b>5 295</b>	<b>4 420</b>	<b>2 040</b>	<b>2 380</b>	<b>6 207</b>	<b>3 896</b>	<b>2 311</b>
	D	7 920	4 065	3 855	4 304	1 984	2 320	5 176	3 302	1 874
	E	3 026	1 586	1 440	116	56	60	1 031	594	437
<b>TR212 Edirne</b>	<b>A</b>	<b>4 126</b>	<b>2 131</b>	<b>1 995</b>	<b>2 189</b>	<b>1 065</b>	<b>1 124</b>	<b>2 753</b>	<b>1 648</b>	<b>1 105</b>
	D	3 152	1 601	1 551	2 164	1 055	1 109	2 753	1 648	1 105
	E	974	530	444	25	10	15	-	-	-
<b>TR213 Kırklareli</b>	<b>A</b>	<b>3 742</b>	<b>1 877</b>	<b>1 865</b>	<b>2 000</b>	<b>887</b>	<b>1 113</b>	<b>2 722</b>	<b>1 671</b>	<b>1 051</b>
	D	2 826	1 418	1 408	1 927	846	1 081	2 557	1 567	990
	E	916	459	457	73	41	32	165	104	61
<b>TR221 Balıkesir</b>	<b>A</b>	<b>13 839</b>	<b>7 172</b>	<b>6 667</b>	<b>7 569</b>	<b>3 668</b>	<b>3 901</b>	<b>7 381</b>	<b>4 337</b>	<b>3 044</b>
	D	9 159	4 742	4 417	7 209	3 475	3 734	6 996	4 045	2 951
	E	4 680	2 430	2 250	360	193	167	385	292	93
<b>TR222 Çanakkale</b>	<b>A</b>	<b>5 349</b>	<b>2 811</b>	<b>2 538</b>	<b>2 615</b>	<b>1 274</b>	<b>1 341</b>	<b>3 229</b>	<b>1 965</b>	<b>1 264</b>
	D	3 414	1 771	1 643	2 411	1 166	1 245	3 001	1 819	1 182
	E	1 935	1 040	895	204	108	96	228	146	82
<b>TR310 İzmir</b>	<b>A</b>	<b>48 820</b>	<b>25 343</b>	<b>23 477</b>	<b>25 622</b>	<b>12 504</b>	<b>13 118</b>	<b>25 446</b>	<b>14 740</b>	<b>10 706</b>
	D	41 807	21 743	20 064	24 616	11 995	12 621	24 190	13 860	10 330
	E	7 013	3 600	3 413	1 006	509	497	1 256	880	376
<b>TR321 Aydın</b>	<b>A</b>	<b>13 338</b>	<b>6 822</b>	<b>6 516</b>	<b>5 788</b>	<b>2 684</b>	<b>3 104</b>	<b>6 815</b>	<b>3 934</b>	<b>2 881</b>
	D	8 259	4 239	4 020	5 444	2 499	2 945	6 475	3 738	2 737
	E	5 079	2 583	2 496	344	185	159	340	196	144
<b>TR322 Denizli</b>	<b>A</b>	<b>13 708</b>	<b>7 088</b>	<b>6 620</b>	<b>5 785</b>	<b>2 789</b>	<b>2 996</b>	<b>7 177</b>	<b>4 152</b>	<b>3 025</b>
	D	7 448	3 823	3 625	4 184	1 988	2 196	6 668	3 897	2 771
	E	6 260	3 265	2 995	1 601	801	800	509	255	254
<b>TR323 Muğla</b>	<b>A</b>	<b>10 486</b>	<b>5 432</b>	<b>5 054</b>	<b>5 146</b>	<b>2 379</b>	<b>2 767</b>	<b>4 742</b>	<b>2 853</b>	<b>1 889</b>
	D	4 797	2 480	2 317	4 288	1 945	2 343	3 773	2 239	1 534
	E	5 689	2 952	2 737	858	434	424	969	614	355
<b>TR331 Manisa</b>	<b>A</b>	<b>19 262</b>	<b>9 950</b>	<b>9 312</b>	<b>6 876</b>	<b>3 036</b>	<b>3 840</b>	<b>10 175</b>	<b>6 146</b>	<b>4 029</b>
	D	13 274	6 826	6 448	6 415	2 827	3 588	9 741	5 892	3 849
	E	5 988	3 124	2 864	461	209	252	434	254	180
<b>TR332 Afyonkarahisar</b>	<b>A</b>	<b>11 003</b>	<b>5 747</b>	<b>5 256</b>	<b>3 222</b>	<b>1 592</b>	<b>1 630</b>	<b>6 017</b>	<b>3 667</b>	<b>2 350</b>
	D	5 797	3 012	2 785	3 027	1 474	1 553	5 895	3 572	2 323
	E	5 206	2 735	2 471	195	118	77	122	95	27
<b>TR333 Kütahya</b>	<b>A</b>	<b>7 482</b>	<b>3 951</b>	<b>3 531</b>	<b>2 975</b>	<b>1 580</b>	<b>1 395</b>	<b>4 505</b>	<b>2 758</b>	<b>1 747</b>
	D	5 064	2 641	2 423	2 887	1 530	1 357	4 354	2 642	1 712
	E	2 418	1 310	1 108	88	50	38	151	116	35
<b>TR334 Uşak</b>	<b>A</b>	<b>4 596</b>	<b>2 358</b>	<b>2 238</b>	<b>2 348</b>	<b>1 056</b>	<b>1 292</b>	<b>2 616</b>	<b>1 595</b>	<b>1 021</b>
	D	3 307	1 692	1 615	2 336	1 052	1 284	2 596	1 582	1 014
	E	1 289	666	623	12	4	8	20	13	7

**1.13 İstatistikî Bölge Birimleri Sınıflaması 3. düzey, yerleşim yeri ve eğitim seviyesine göre yeni kayıt öğrenci sayısı (devam)**  
 Number of new entrants by settlement place and level of education according to Classification of Statistical Region Units Level 3 (continued)  
 [2008/' 09 Öğretim yılı başı - Beginning of the educational year 2008/' 09]

İBBS - 3. Düzey SRE - Level 3		A. Toplam - Total			D. Şehir - City			E. Köy - Village		
		İlköğretim Primary education			Ortaöğretim - Secondary education					
		Toplam Total	Erkek Males	Kadın Females	Genel General			Mesleki ve teknik Vocational and technical		
	Toplam Total	Erkek Males	Kadın Females	Toplam Total	Erkek Males	Kadın Females	Toplam Total	Erkek Males	Kadın Females	
TR411 Bursa	A	37 381	19 621	17 760	14 009	6 931	7 078	21 463	12 217	9 246
	D	32 554	17 096	15 458	13 770	6 746	7 024	20 468	11 542	8 926
	E	4 827	2 525	2 302	239	185	54	995	675	320
TR412 Eskişehir	A	9 061	4 595	4 466	5 050	2 334	2 716	5 230	3 214	2 016
	D	8 365	4 235	4 130	4 963	2 263	2 700	5 162	3 173	1 989
	E	696	360	336	87	71	16	68	41	27
TR413 Bilecik	A	2 607	1 337	1 270	1 050	491	559	2 109	1 253	856
	D	2 194	1 120	1 074	1 050	491	559	2 109	1 253	856
	E	413	217	196	-	-	-	-	-	-
TR421 Kocaeli	A	24 626	12 792	11 834	12 351	6 701	5 650	12 383	7 126	5 257
	D	18 362	9 587	8 775	9 656	5 185	4 471	10 158	5 910	4 248
	E	6 264	3 205	3 059	2 695	1 516	1 179	2 225	1 216	1 009
TR422 Sakarya	A	13 970	7 237	6 733	5 677	2 950	2 727	7 495	4 322	3 173
	D	10 239	5 314	4 925	5 376	2 751	2 625	7 288	4 131	3 157
	E	3 731	1 923	1 808	301	199	102	207	191	16
TR423 Düzce	A	5 329	2 690	2 639	1 852	984	868	3 035	1 719	1 316
	D	3 394	1 718	1 676	1 584	840	744	3 035	1 719	1 316
	E	1 935	972	963	268	144	124	-	-	-
TR424 Bolu	A	3 630	1 895	1 735	1 461	650	811	2 594	1 650	944
	D	2 839	1 479	1 360	1 415	633	782	2 560	1 633	927
	E	791	416	375	46	17	29	34	17	17
TR425 Yalova	A	2 816	1 481	1 335	1 283	649	634	1 675	920	755
	D	2 122	1 103	1 019	962	486	476	1 593	860	733
	E	694	378	316	321	163	158	82	60	22
TR510 Ankara	A	67 193	34 599	32 594	38 159	18 331	19 828	31 043	18 266	12 777
	D	63 585	32 730	30 855	36 800	17 675	19 125	30 838	18 157	12 681
	E	3 608	1 869	1 739	1 359	656	703	205	109	96
TR521 Konya	A	34 324	17 746	16 578	12 539	6 365	6 174	14 965	8 688	6 277
	D	26 241	13 543	12 698	11 298	5 640	5 658	14 544	8 418	6 126
	E	8 083	4 203	3 880	1 241	725	516	421	270	151
TR522 Karaman	A	3 741	1 968	1 773	1 826	955	871	1 394	766	628
	D	2 631	1 408	1 223	1 691	887	804	1 394	766	628
	E	1 110	560	550	135	68	67	-	-	-
TR611 Antalya	A	29 380	15 093	14 287	14 821	7 580	7 241	11 395	6 592	4 803
	D	20 946	10 741	10 205	13 814	7 087	6 727	10 259	5 859	4 400
	E	8 434	4 352	4 082	1 007	493	514	1 136	733	403
TR612 Isparta	A	5 443	2 853	2 590	2 695	1 324	1 371	3 547	2 012	1 535
	D	3 930	2 044	1 886	2 658	1 307	1 351	3 547	2 012	1 535
	E	1 513	809	704	37	17	20	-	-	-
TR613 Burdur	A	3 494	1 852	1 642	1 566	722	844	1 732	1 035	697
	D	2 298	1 180	1 118	1 477	688	789	1 732	1 035	697
	E	1 196	672	524	89	34	55	-	-	-



**1.13 İstatistikî Bölge Birimleri Sınıflaması 3. düzey, yerleşim yeri ve eğitim seviyesine göre yeni kayıt öğrenci sayısı (devam)**

Number of new entrants by settlement place and level of education according to Classification of Statistical Region Units Level 3 (continued)

[2008/' 09 Öğretim yılı başı - Beginning of the educational year 2008/' 09]

**A. Toplam - Total****D. Şehir - City****E. Köy - Village**

İBBS - 3. Düzey SRE - Level 3		Ortaöğretim - Secondary education								
		İlköğretim Primary education			Genel General			Mesleki ve teknik Vocational and technical		
		Toplam Total	Erkek Males	Kadın Females	Toplam Total	Erkek Males	Kadın Females	Toplam Total	Erkek Males	Kadın Females
<b>TR621 Adana</b>	<b>A</b>	<b>36 159</b>	<b>18 883</b>	<b>17 276</b>	<b>20 051</b>	<b>9 646</b>	<b>10 405</b>	<b>12 815</b>	<b>8 773</b>	<b>4 042</b>
	D	31 094	16 200	14 894	19 379	9 269	10 110	12 687	8 676	4 011
	E	5 065	2 683	2 382	672	377	295	128	97	31
<b>TR622 Mersin</b>	<b>A</b>	<b>29 935</b>	<b>15 213</b>	<b>14 722</b>	<b>15 165</b>	<b>7 718</b>	<b>7 447</b>	<b>9 080</b>	<b>5 456</b>	<b>3 624</b>
	D	24 349	12 320	12 029	14 461	7 371	7 090	7 690	4 529	3 161
	E	5 586	2 893	2 693	704	347	357	1 390	927	463
<b>TR631 Hatay</b>	<b>A</b>	<b>27 487</b>	<b>14 187</b>	<b>13 300</b>	<b>11 961</b>	<b>6 453</b>	<b>5 508</b>	<b>7 895</b>	<b>4 672</b>	<b>3 223</b>
	D	14 261	7 344	6 917	9 819	5 318	4 501	6 167	3 413	2 754
	E	13 226	6 843	6 383	2 142	1 135	1 007	1 728	1 259	469
<b>TR632 Kahramanmaraş</b>	<b>A</b>	<b>21 643</b>	<b>11 260</b>	<b>10 383</b>	<b>7 385</b>	<b>4 024</b>	<b>3 361</b>	<b>7 273</b>	<b>4 428</b>	<b>2 845</b>
	D	13 215	6 888	6 327	7 000	3 786	3 214	6 023	3 576	2 447
	E	8 428	4 372	4 056	385	238	147	1 250	852	398
<b>TR633 Osmaniye</b>	<b>A</b>	<b>8 806</b>	<b>4 561</b>	<b>4 245</b>	<b>4 169</b>	<b>2 006</b>	<b>2 163</b>	<b>3 929</b>	<b>2 339</b>	<b>1 590</b>
	D	6 895	3 571	3 324	4 090	1 975	2 115	3 929	2 339	1 590
	E	1 911	990	921	79	31	48	-	-	-
<b>TR711 Kırıkkale</b>	<b>A</b>	<b>4 155</b>	<b>2 188</b>	<b>1 967</b>	<b>2 368</b>	<b>1 133</b>	<b>1 235</b>	<b>2 629</b>	<b>1 586</b>	<b>1 043</b>
	D	3 666	1 952	1 714	2 325	1 112	1 213	2 581	1 575	1 006
	E	489	236	253	43	21	22	48	11	37
<b>TR 712 Aksaray</b>	<b>A</b>	<b>7 614</b>	<b>3 919</b>	<b>3 695</b>	<b>2 602</b>	<b>1 284</b>	<b>1 318</b>	<b>1 968</b>	<b>1 249</b>	<b>719</b>
	D	4 320	2 227	2 093	2 101	1 003	1 098	1 891	1 201	690
	E	3 294	1 692	1 602	501	281	220	77	48	29
<b>TR713 Niğde</b>	<b>A</b>	<b>6 135</b>	<b>3 182</b>	<b>2 953</b>	<b>2 145</b>	<b>1 083</b>	<b>1 062</b>	<b>2 349</b>	<b>1 423</b>	<b>926</b>
	D	2 887	1 516	1 371	1 875	928	947	2 240	1 361	879
	E	3 248	1 666	1 582	270	155	115	109	62	47
<b>TR714 Nevşehir</b>	<b>A</b>	<b>4 719</b>	<b>2 488</b>	<b>2 231</b>	<b>1 720</b>	<b>798</b>	<b>922</b>	<b>2 155</b>	<b>1 256</b>	<b>899</b>
	D	2 716	1 417	1 299	1 476	675	801	2 071	1 196	875
	E	2 003	1 071	932	244	123	121	84	60	24
<b>TR715 Kırşehir</b>	<b>A</b>	<b>3 224</b>	<b>1 658</b>	<b>1 566</b>	<b>1 759</b>	<b>849</b>	<b>910</b>	<b>1 559</b>	<b>871</b>	<b>688</b>
	D	2 481	1 274	1 207	1 666	802	864	1 559	871	688
	E	743	384	359	93	47	46	-	-	-
<b>TR721 Kayseri</b>	<b>A</b>	<b>20 786</b>	<b>10 770</b>	<b>10 016</b>	<b>10 420</b>	<b>5 126</b>	<b>5 294</b>	<b>8 073</b>	<b>4 823</b>	<b>3 250</b>
	D	17 443	8 999	8 444	9 564	4 681	4 883	8 023	4 794	3 229
	E	3 343	1 771	1 572	856	445	411	50	29	21
<b>TR722 Sivas</b>	<b>A</b>	<b>11 331</b>	<b>5 854</b>	<b>5 477</b>	<b>4 587</b>	<b>2 353</b>	<b>2 234</b>	<b>4 856</b>	<b>2 884</b>	<b>1 972</b>
	D	7 813	4 021	3 792	4 319	2 229	2 090	4 813	2 849	1 964
	E	3 518	1 833	1 685	268	124	144	43	35	8
<b>TR723 Yozgat</b>	<b>A</b>	<b>7 334</b>	<b>3 785</b>	<b>3 549</b>	<b>2 573</b>	<b>1 432</b>	<b>1 141</b>	<b>4 197</b>	<b>2 502</b>	<b>1 695</b>
	D	4 391	2 259	2 132	2 419	1 352	1 067	4 074	2 413	1 661
	E	2 943	1 526	1 417	154	80	74	123	89	34
<b>TR811 Zonguldak</b>	<b>A</b>	<b>8 785</b>	<b>4 443</b>	<b>4 342</b>	<b>3 910</b>	<b>1 771</b>	<b>2 139</b>	<b>4 292</b>	<b>2 718</b>	<b>1 574</b>
	D	4 713	2 399	2 314	2 928	1 323	1 605	3 651	2 306	1 345
	E	4 072	2 044	2 028	982	448	534	641	412	229
<b>TR812 Karabük</b>	<b>A</b>	<b>2 841</b>	<b>1 479</b>	<b>1 362</b>	<b>1 546</b>	<b>743</b>	<b>803</b>	<b>1 757</b>	<b>1 025</b>	<b>732</b>
	D	2 425	1 276	1 149	1 500	719	781	1 716	1 000	716
	E	416	203	213	46	24	22	41	25	16

**1.13 İstatistikî Bölge Birimleri Sınıflaması 3. düzey, yerleşim yeri ve eğitim seviyesine göre yeni kayıt öğrenci sayısı (devam)**  
 Number of new entrants by settlement place and level of education according to Classification of Statistical Region Units Level 3 (continued)  
 [2008/' 09 Öğretim yılı başı - Beginning of the educational year 2008/' 09]

İBBS - 3. Düzey SRE - Level 3	A. Toplam - Total			D. Şehir - City			E. Köy - Village			
	İlköğretim Primary education			Ortaöğretim - Secondary education			Mesleki ve teknik Vocational and technical			
	Toplam Total	Erkek Males	Kadın Females	Toplam Total	Erkek Males	Kadın Females	Toplam Total	Erkek Males	Kadın Females	
TR813 Bartın	A	2 588	1 315	1 273	801	354	447	1 562	992	570
	D	1 041	533	508	801	354	447	1 308	848	460
	E	1 547	782	765	-	-	-	254	144	110
TR821 Kastamonu	A	4 709	2 379	2 330	1 644	744	900	2 765	1 769	996
	D	3 196	1 606	1 590	1 623	738	885	2 672	1 769	903
	E	1 513	773	740	21	6	15	93	-	93
TR822 Çankırı	A	2 293	1 203	1 090	835	435	400	1 788	1 089	699
	D	1 917	1 007	910	835	435	400	1 788	1 089	699
	E	376	196	180	-	-	-	-	-	-
TR823 Sinop	A	2 593	1 319	1 274	1 098	506	592	1 513	927	586
	D	1 554	791	763	1 010	456	554	1 457	884	573
	E	1 039	528	511	88	50	38	56	43	13
TR831 Samsun	A	20 707	10 611	10 096	8 883	4 466	4 417	8 915	5 045	3 870
	D	13 169	6 723	6 446	8 471	4 220	4 251	8 629	4 898	3 731
	E	7 538	3 888	3 650	412	246	166	286	147	139
TR832 Tokat	A	9 530	4 980	4 550	3 631	1 810	1 821	5 043	3 097	1 946
	D	5 939	3 092	2 847	3 617	1 800	1 817	4 962	3 050	1 912
	E	3 591	1 888	1 703	14	10	4	81	47	34
TR833 Çorum	A	8 488	4 400	4 088	3 507	1 721	1 786	3 640	2 210	1 430
	D	5 977	3 109	2 868	3 507	1 721	1 786	3 552	2 150	1 402
	E	2 511	1 291	1 220	-	-	-	88	60	28
TR834 Amasya	A	4 608	2 392	2 216	1 787	891	896	3 182	1 759	1 423
	D	3 311	1 735	1 576	1 742	861	881	3 080	1 673	1 407
	E	1 297	657	640	45	30	15	102	86	16
TR901 Trabzon	A	10 635	5 436	5 199	5 405	2 661	2 744	6 334	3 635	2 699
	D	6 874	3 540	3 334	4 970	2 434	2 536	5 817	3 328	2 489
	E	3 761	1 896	1 865	435	227	208	517	307	210
TR902 Ordu	A	10 790	5 512	5 278	3 770	1 831	1 939	5 662	3 328	2 334
	D	6 731	3 393	3 338	3 307	1 599	1 708	5 339	3 136	2 203
	E	4 059	2 119	1 940	463	232	231	323	192	131
TR903 Giresun	A	6 053	3 131	2 922	2 441	1 219	1 222	4 170	2 482	1 688
	D	4 276	2 187	2 089	2 400	1 196	1 204	4 133	2 465	1 668
	E	1 777	944	833	41	23	18	37	17	20
TR904 Rize	A	4 708	2 440	2 268	2 497	1 280	1 217	3 484	2 048	1 436
	D	3 547	1 823	1 724	2 355	1 187	1 168	3 484	2 048	1 436
	E	1 161	617	544	142	93	49	-	-	-
TR905 Artvin	A	2 216	1 150	1 066	891	390	501	1 664	958	706
	D	1 522	789	733	856	365	491	1 482	837	645
	E	694	361	333	35	25	10	182	121	61
TR906 Gümüşhane	A	3 878	2 039	1 839	828	431	397	1 076	613	463
	D	2 100	1 079	1 021	778	394	384	1 076	613	463
	E	1 778	960	818	50	37	13	-	-	-

## 1.13 İstatistikî Bölge Birimleri Sınıflaması 3. düzey, yerleşim yeri ve eğitim seviyesine göre yeni kayıt öğrenci sayısı (devam)

Number of new entrants by settlement place and level of education according to Classification of Statistical Region Units Level 3 (continued)

[2008/' 09 Öğretim yılı başı - Beginning of the educational year 2008/' 09]

A. Toplam - Total

D. Şehir - City

E. Köy - Village

İBBS - 3. Düzey SRE - Level 3		Ortaöğretim - Secondary education								
		İlköğretim Primary education			Genel General			Mesleki ve teknik Vocational and technical		
		Toplam Total	Erkek Males	Kadın Females	Toplam Total	Erkek Males	Kadın Females	Toplam Total	Erkek Males	Kadın Females
TRA11 Erzurum	A	15 695	8 075	7 620	5 667	3 354	2 313	4 460	2 880	1 580
	D	9 602	4 936	4 666	5 495	3 224	2 271	4 432	2 868	1 564
	E	6 093	3 139	2 954	172	130	42	28	12	16
TRA12 Erzincan	A	3 441	1 826	1 615	1 885	1 008	877	1 904	1 129	775
	D	2 403	1 274	1 129	1 758	940	818	1 904	1 129	775
	E	1 038	552	486	127	68	59	-	-	-
TRA13 Bayburt	A	1 395	762	633	565	341	224	552	338	214
	D	764	422	342	536	324	212	552	338	214
	E	631	340	291	29	17	12	-	-	-
TRA21 Ağrı	A	20 801	9 778	11 023	3 748	2 574	1 174	1 989	1 368	621
	D	10 074	4 752	5 322	3 748	2 574	1 174	1 989	1 368	621
	E	10 727	5 026	5 701	-	-	-	-	-	-
TRA22 Kars	A	6 185	3 318	2 867	2 216	1 215	1 001	1 368	889	479
	D	2 172	1 120	1 052	2 062	1 121	941	1 368	889	479
	E	4 013	2 198	1 815	154	94	60	-	-	-
TRA23 Iğdır	A	4 063	2 069	1 994	1 985	1 103	882	1 155	636	519
	D	2 272	1 118	1 154	1 837	1 000	837	1 101	606	495
	E	1 791	951	840	148	103	45	54	30	24
TRA24 Ardahan	A	1 705	902	803	822	464	358	722	371	351
	D	523	280	243	800	457	343	677	346	331
	E	1 182	622	560	22	7	15	45	25	20
TRB11 Malatya	A	12 307	6 373	5 934	8 181	4 239	3 942	4 597	2 984	1 613
	D	8 424	4 368	4 056	7 195	3 651	3 544	4 467	2 918	1 549
	E	3 883	2 005	1 878	986	588	398	130	66	64
TRB12 Elazığ	A	8 766	4 613	4 153	6 226	3 403	2 823	2 883	1 758	1 125
	D	6 618	3 468	3 150	6 145	3 344	2 801	2 883	1 758	1 125
	E	2 148	1 145	1 003	81	59	22	-	-	-
TRB13 Bingöl	A	4 465	2 348	2 117	1 951	1 335	616	1 577	820	757
	D	2 639	1 350	1 289	1 951	1 335	616	1 577	820	757
	E	1 826	998	828	-	-	-	-	-	-
TRB14 Tunceli	A	883	449	434	826	412	414	219	141	78
	D	697	358	339	785	393	392	219	141	78
	E	186	91	95	41	19	22	-	-	-
TRB21 Van	A	26 482	13 971	12 511	8 547	5 612	2 935	3 585	2 138	1 447
	D	12 807	6 764	6 043	7 785	5 053	2 732	3 521	2 087	1 434
	E	13 675	7 207	6 468	762	559	203	64	51	13
TRB22 Muş	A	11 408	5 800	5 608	1 336	948	388	2 863	2 012	851
	D	3 710	1 870	1 840	1 209	834	375	2 710	1 894	816
	E	7 698	3 930	3 768	127	114	13	153	118	35
TRB23 Bitlis	A	8 382	4 344	4 038	2 097	1 516	581	1 754	1 131	623
	D	3 940	2 071	1 869	2 097	1 516	581	1 754	1 131	623
	E	4 442	2 273	2 169	-	-	-	-	-	-
TRB 24 Hakkari	A	5 304	2 692	2 612	3 063	2 163	900	1 488	627	861
	D	3 060	1 568	1 492	2 973	2 082	891	1 440	606	834
	E	2 244	1 124	1 120	90	81	9	48	21	27

**1.13 İstatistikî Bölge Birimleri Sınıflaması 3. düzey, yerleşim yeri ve eğitim seviyesine göre yeni kayıt öğrenci sayısı (devam)**

Number of new entrants by settlement place and level of education according to Classification of Statistical Region Units Level 3 (continued)

[2008/' 09 Öğretim yılı başı - Beginning of the educational year 2008/' 09]

**A. Toplam - Total****D. Şehir - City****E. Köy - Village**

İBBS - 3. Düzey SRE - Level 3		Ortaöğretim - Secondary education								
		İlköğretim Primary education			Genel General			Mesleki ve teknik Vocational and technical		
		Toplam Total	Erkek Males	Kadın Females	Toplam Total	Erkek Males	Kadın Females	Toplam Total	Erkek Males	Kadın Females
<b>TRC11 Gaziantep</b>	<b>A</b>	<b>37 856</b>	<b>19 608</b>	<b>18 248</b>	<b>15 629</b>	<b>9 490</b>	<b>6 139</b>	<b>6 484</b>	<b>3 429</b>	<b>3 055</b>
	D	33 437	17 266	16 171	15 331	9 281	6 050	6 458	3 413	3 045
	E	4 419	2 342	2 077	298	209	89	26	16	10
<b>TRC12 Adıyaman</b>	<b>A</b>	<b>11 793</b>	<b>6 091</b>	<b>5 702</b>	<b>7 024</b>	<b>4 084</b>	<b>2 940</b>	<b>3 171</b>	<b>1 782</b>	<b>1 389</b>
	D	6 973	3 568	3 405	6 642	3 866	2 776	2 874	1 620	1 254
	E	4 820	2 523	2 297	382	218	164	297	162	135
<b>TRC13 Kilis</b>	<b>A</b>	<b>2 357</b>	<b>1 159</b>	<b>1 198</b>	<b>684</b>	<b>315</b>	<b>369</b>	<b>1 316</b>	<b>789</b>	<b>527</b>
	D	1 701	849	852	684	315	369	1 316	789	527
	E	656	310	346	-	-	-	-	-	-
<b>TRC21 Şanlıurfa</b>	<b>A</b>	<b>44 791</b>	<b>23 437</b>	<b>21 354</b>	<b>10 612</b>	<b>7 587</b>	<b>3 025</b>	<b>5 447</b>	<b>3 017</b>	<b>2 430</b>
	D	24 566	12 776	11 790	9 800	7 057	2 743	5 447	3 017	2 430
	E	20 225	10 661	9 564	812	530	282	-	-	-
<b>TRC22 Diyarbakır</b>	<b>A</b>	<b>41 038</b>	<b>20 754</b>	<b>20 284</b>	<b>18 427</b>	<b>11 871</b>	<b>6 556</b>	<b>4 641</b>	<b>2 701</b>	<b>1 940</b>
	D	27 610	14 231	13 379	18 295	11 785	6 510	4 303	2 472	1 831
	E	13 428	6 523	6 905	132	86	46	338	229	109
<b>TRC31 Mardin</b>	<b>A</b>	<b>17 986</b>	<b>9 391</b>	<b>8 595</b>	<b>7 267</b>	<b>4 868</b>	<b>2 399</b>	<b>2 609</b>	<b>1 558</b>	<b>1 051</b>
	D	10 291	5 314	4 977	7 097	4 741	2 356	2 053	1 178	875
	E	7 695	4 077	3 618	170	127	43	556	380	176
<b>TRC32 Batman</b>	<b>A</b>	<b>13 389</b>	<b>6 781</b>	<b>6 608</b>	<b>6 488</b>	<b>4 072</b>	<b>2 416</b>	<b>1 597</b>	<b>882</b>	<b>715</b>
	D	9 369	4 747	4 622	6 445	4 039	2 406	1 597	882	715
	E	4 020	2 034	1 986	43	33	10	-	-	-
<b>TRC33 Şırnak</b>	<b>A</b>	<b>12 880</b>	<b>6 345</b>	<b>6 535</b>	<b>3 666</b>	<b>2 544</b>	<b>1 122</b>	<b>1 613</b>	<b>890</b>	<b>723</b>
	D	7 676	3 762	3 914	3 400	2 388	1 012	1 613	890	723
	E	5 204	2 583	2 621	266	156	110	-	-	-
<b>TRC34 Siirt</b>	<b>A</b>	<b>8 513</b>	<b>4 475</b>	<b>4 038</b>	<b>2 511</b>	<b>1 748</b>	<b>763</b>	<b>1 475</b>	<b>935</b>	<b>540</b>
	D	4 825	2 546	2 279	2 511	1 748	763	1 263	780	483
	E	3 688	1 929	1 759	-	-	-	212	155	57

**1.14 Özel eğitim kurumlarında okul, öğrenci, öğretmen ve derslik sayısı**

Number of schools, students, teachers and classroom in special education institutions  
[2008/'09 Öğretim yılı- The educational year 2008/'09]

Eğitim kademesi Level of Education	Okul/ sınıf/ kurum School/ class/ institution	Öğrenci sayısı Number of students			Öğretmen Teacher			Derslik Classroom	
		Toplam Total	Erkek Males	Kadın Females	Toplam Total	Kadrolu Permanent	Sözleşmeli Contractual		
<b>Toplam - Total</b>		<b>945</b>	<b>33 936</b>	<b>20 848</b>	<b>13 088</b>	<b>7 135</b>	<b>6 748</b>	<b>387</b>	<b>5 120</b>
<b>Özel Eğitim Örgün Eğitim Toplamı</b> Total of Special Education, Formal Education		<b>583</b>	<b>25 386</b>	<b>16 022</b>	<b>9 364</b>	<b>6 481</b>	<b>6 351</b>	<b>130</b>	<b>4 746</b>
<b>Özel Eğitim Okulu Bünyesindeki Anasınıfları</b> Kindergartens within Special Education Schools	65	<b>513</b>	304	209	57	51	6	121	
<b>İşitme Engelliler İlköğretim Okulu</b> Primary School for the Hearing-Impaired	48	<b>4 821</b>	2 756	2 065	1 113	1 067	46	675	
<b>Görme Engelliler İlköğretim Okulu</b> Primary School for the Visually-Impaired	15	<b>1 354</b>	775	579	396	391	5	278	
<b>Ortopedik Engelliler İlköğretim Okulu</b> Primary School for the Orthopedic-Impaired	3	<b>461</b>	253	208	81	81	-	62	
<b>Eğitilebilir Zihinsel Engelliler İlköğretim Okulu -</b> Primary School for the Educable Mentally Impaired	50	<b>2 881</b>	1 857	1 024	918	901	17	537	
<b>Otistik Çocuklar Eğitim Merkezi</b> Training Center for Autistic Children	25	<b>580</b>	478	102	278	264	14	253	
<b>Uyum Güçlüğü Olanlar İlköğretim Okulu</b> Primary School for Children with Adaptation Problems	1	<b>40</b>	40	-	14	14	-	10	
<b>Öğretililebilir Zihinsel Engelliler (Eğitim Uygulama Okulu)(İlköğretim)</b> Mentally Impaired capable of Learning (Training Imp.School-Primary Education)	125	<b>5 706</b>	3 612	2 094	1 579	1 544	35	1 099	
<b>Özel Özel Eğitim İlköğretim Okulu</b> Private Special Education Primary School	171	<b>4 302</b>	2 620	1 682	1 461	1 461	-	1 446	
<b>Ortopedik Engelliler Meslek Lisesi</b> Vocational High School for the Orthopedic Impaired	2	<b>118</b>	79	39	28	28	-	20	
<b>İşitme Engelliler Meslek Lisesi</b> Vocational High School for the Hearing Impaired	16	<b>1 692</b>	1 133	559	233	229	4	108	
<b>Eğitilebilir Zihinsel Engelliler Meslek Lisesi</b> Vocational High School for the Educable Mentally Impaired	62	<b>2 918</b>	2 115	803	323	320	3	137	
<b>Özel Eğitim Yaygın Eğitim Toplamı</b> Total of Special Education, Non-Formal Education		<b>362</b>	<b>8 550</b>	<b>4 826</b>	<b>3 724</b>	<b>654</b>	<b>397</b>	<b>257</b>	<b>374</b>
<b>Öğretililebilir Zihinsel Engelliler (İş Eğitim Merkezi) - Mentally Impaired Capable of Learning (Vocational Training Center)</b>		<b>112</b>	<b>2 867</b>	1 918	949	<b>56</b>	<b>26</b>	<b>30</b>	<b>20</b>
<b>Bilim ve Sanat Merkezi (Yetenekli ve Üstün Zekalılar) - Science and Arts Center (for Talented and Gifted Children)</b>		<b>50</b>	<b>5 534</b>	2 787	2 747	<b>598</b>	371	227	354
<b>Otistik Çocuklar İş Eğitim Merkezi</b> Vocational Training Center for Autistic Children		<b>2</b>	<b>149</b>	121	28	-	-	-	-
<b>Rehberlik ve Araştırma Merkezi</b> Guidance and Research Centre		<b>198</b>	-	-	-	-	-	-	-

**1.15 Özel öğretim kurumlarında okul, öğrenci, öğretmen ve derslik sayısı**

Number of schools, students, teachers and classroom in private education institutions  
[2008/'09 Öğretim yılı - The educational year 2008/'09]

Eğitim kademesi Level of Education	Okul/ sınıf/ kurum School/ class/ institution	Öğrenci sayısı Number of students			Öğretmen sayısı Number of teachers			Derslik Classroom
		Toplam Total	Erkek Males	Kadın Females	Toplam Total	Erkek Males	Kadın Females	
<b>Genel toplam</b> General total	<b>15 415</b>	<b>3 471 133</b>	<b>2 201 806</b>	<b>1 269 327</b>	<b>131 396</b>	<b>77 110</b>	<b>54 286</b>	<b>112 842</b>
<b>Örgün eğitim toplamı</b> Total of formal education	<b>4 479</b>	<b>423 253</b>	<b>229 455</b>	<b>193 798</b>	<b>47 478</b>	<b>29 808</b>	<b>17 670</b>	<b>35 049</b>
<b>Okul öncesi eğitimi</b> Pre-primary education	<b>2 762</b>	<b>70 990</b>	37 844	33 146	7 564	211	7 353	10 831
<b>İlköğretim</b> Primary Education	<b>907</b>	<b>239 988</b>	130 139	109 849	24 889	7 219	17 670	14 973
<b>Ortaöğretim</b> Secondary Education	<b>810</b>	<b>112 275</b>	<b>61 472</b>	<b>50 803</b>	<b>15 025</b>	<b>7 153</b>	7 872	<b>9 245</b>
<b>Genel ortaöğretim</b> General secondary education	<b>783</b>	<b>110 896</b>	60 634	50 262	14 716	7 001	7 715	9 064
<b>Mesleki ve teknik ortaöğretim</b> Vocational and technical secondary education	<b>27</b>	<b>1 379</b>	838	541	309	152	157	181
<b>Yaygın eğitim toplamı</b> <sup>(1)</sup> Non-formal education total <sup>(1)</sup>	<b>10 936</b>	<b>3 047 880</b>	<b>1 972 351</b>	<b>1 075 529</b>	<b>83 918</b>	<b>47 302</b>	<b>36 616</b>	<b>77 793</b>
<b>Özel dersaneler</b> Private teaching centers	<b>4 262</b>	<b>1 178 943</b>	609 394	569 549	51 916	28 547	23 369	45 274
<b>Motorlu taşıt sürücülere kursu</b> Motor vehicles drivers course	<b>2 707</b>	<b>1 405 320</b>	1 104 510	300 810	16 716	13 706	3 010	7 593
<b>Muhtelif kurslar</b> Various courses	<b>1 803</b>	<b>261 611</b>	138 888	122 723	3 545	1 704	1 841	6 516
<b>Özel Eğitim ve Rehabilitasyon Merkezi-</b> Special education and rehabilitation center	<b>1 708</b>	<b>187 726</b>	111 694	76 032	10 799	2 957	7 842	16 963
<b>Özel Etüt Eğitim Merkezi</b> - Private etude training center	<b>456</b>	<b>14 280</b>	7 865	6 415	942	388	554	1 447

(1) Yaygın Eğitim Kurumlarına ait kursiyer sayısı bilgileri  
2007/'08 öğretim yılı sonu itibarıyla verilmiştir.

(1) The figures on the number of trainees in non-formal education  
institutions refer to the end of educational year 2007/'08.

## 1.16 İstatistikî Bölge Birimleri Sınıflaması 1., 2. ve 3. düzey ve eğitim seviyesine göre okul, şube, öğrenci, öğretmen, usta öğretici ve derslik sayısı

		[2008/'09 öğretim yılı]																	
		A. Toplam		D. Şehir		E. Köy													
İBBS		Okul öncesi Pre-Primary Education								İlköğretim Primary Education						Ortaöğretim Ortaöğretim toplamı			
		Okul School		Şube Division		Öğrenci Student		Öğretmen <sup>(1)</sup> Teacher <sup>(1)</sup>		Kadrosuz usta öğreticiler Temporary master trainer		Derslik Class- room		Okul School		Şube Division		Derslik Class- room	
		Erkek Males	Kadın Females	Erkek Males	Kadın Females	Erkek Males	Kadın Females	Erkek Males	Kadın Females	Erkek Males	Kadın Females	Erkek Males	Kadın Females	Erkek Males	Kadın Females	Okul School	Şube Division	Okul School	Şube Division
TR Türkiye	A	23 653	45 030	421 033	383 732	1 644	27 698	18 291	39 481	33 769	408 221	5 553 871	5 156 049	224 644	228 674	320 393	8 675	123 930	
	D	13 243	32 492	312 718	282 278	1 327	24 150	9 193	29 605	11 503	254 229	4 234 052	3 916 466	156 206	173 257	202 995	7 831	115 324	
	E	10 410	12 538	108 315	101 454	317	3 548	9 098	9 876	22 266	153 992	1 319 819	1 239 583	68 438	55 417	117 398	844	8 606	
TR1 İstanbul	A	2 137	5 743	52 074	46 637	201	4 682	1 175	5 445	1 616	47 251	933 470	867 120	23 112	35 188	35 021	1 049	18 375	
	D	1 963	5 358	48 796	43 698	198	4 509	1 107	5 091	1 421	43 877	882 713	820 547	21 480	32 883	31 848	992	17 437	
	E	174	385	3 278	2 939	3	173	68	354	195	3 374	50 757	46 573	1 632	2 305	3 173	57	938	
TR10	A	2 137	5 743	52 074	46 637	201	4 682	1 175	5 445	1 616	47 251	933 470	867 120	23 112	35 188	35 021	1 049	18 375	
	D	1 963	5 358	48 796	43 698	198	4 509	1 107	5 091	1 421	43 877	882 713	820 547	21 480	32 883	31 848	992	17 437	
	E	174	385	3 278	2 939	3	173	68	354	195	3 374	50 757	46 573	1 632	2 305	3 173	57	938	
TR100 İstanbul	A	2 137	5 743	52 074	46 637	201	4 682	1 175	5 445	1 616	47 251	933 470	867 120	23 112	35 188	35 021	1 049	18 375	
	D	1 963	5 358	48 796	43 698	198	4 509	1 107	5 091	1 421	43 877	882 713	820 547	21 480	32 883	31 848	992	17 437	
	E	174	385	3 278	2 939	3	173	68	354	195	3 374	50 757	46 573	1 632	2 305	3 173	57	938	
TR2 Batı Marmara	A	1 032	1 718	15 067	13 561	129	1 307	693	1 678	1 226	14 283	182 542	169 458	8 181	9 578	14 232	481	5 935	
	D	559	1 186	11 034	9 936	110	1 080	325	1 187	482	8 757	131 735	121 698	5 376	6 474	8 304	441	5 509	
	E	473	532	4 033	3 625	19	227	368	491	744	5 526	50 807	47 760	2 805	3 104	5 928	40	426	
TR21	A	467	817	7 382	6 612	98	677	362	818	497	6 383	89 575	82 599	3 199	4 523	6 694	213	2 804	
	D	280	596	5 560	5 054	96	582	180	634	246	4 284	67 028	61 825	2 212	3 299	4 233	198	2 618	
	E	187	221	1 822	1 558	2	95	182	184	251	2 099	22 547	20 774	987	1 224	2 461	15	186	
TR211 Tekirdağ	A	219	422	3 782	3 254	4	272	215	442	201	3 190	49 726	45 925	1 475	2 247	3 217	90	1 347	
	D	139	317	2 804	2 463	4	244	116	350	108	2 179	36 528	33 882	1 011	1 687	2 094	82	1 214	
	E	80	105	978	791	-	28	99	92	93	1 011	13 198	12 043	464	560	1 123	8	133	
TR212 Edirne	A	137	209	1 814	1 665	4	154	70	208	153	1 737	21 185	19 340	985	1 296	1 878	69	786	
	D	79	146	1 357	1 260	2	127	31	161	79	1 195	16 228	14 701	683	944	1 189	68	782	
	E	58	63	457	405	2	27	39	47	74	542	4 957	4 639	302	352	689	1	4	
TR213 Kırklareli	A	111	186	1 786	1 693	90	251	77	168	143	1 456	18 664	17 334	739	980	1 599	54	671	
	D	62	133	1 399	1 331	90	211	33	123	59	910	14 272	13 242	518	668	950	48	622	
	E	49	53	387	362	-	40	44	45	84	546	4 392	4 092	221	312	649	6	49	
TR22	A	565	901	7 685	6 949	31	630	331	860	729	7 900	92 967	86 859	4 982	5 055	7 538	268	3 131	
	D	279	590	5 474	4 882	14	498	145	553	236	4 473	64 707	59 873	3 164	3 175	4 071	243	2 891	
	E	286	311	2 211	2 067	17	132	186	307	493	3 427	28 260	26 986	1 818	1 880	3 467	25	240	
TR221 Balıkesir	A	392	624	5 281	4 780	23	460	224	613	538	5 759	67 692	63 509	3 647	3 616	5 235	171	2 162	
	D	191	408	3 797	3 379	8	357	97	387	161	3 246	47 434	43 978	2 331	2 293	2 797	158	2 019	
	E	201	216	1 484	1 401	15	103	127	226	377	2 513	20 258	19 531	1 316	1 323	2 438	13	143	
TR222 Çanakkale	A	173	277	2 404	2 169	8	170	107	247	191	2 141	25 275	23 350	1 335	1 439	2 303	97	969	
	D	88	182	1 677	1 503	6	141	48	166	75	1 227	17 273	15 895	833	882	1 274	85	872	
	E	85	95	727	666	2	29	59	81	116	914	8 002	7 455	502	557	1 029	12	97	
TR3 Ege	A	3 342	5 708	50 157	45 645	106	3 571	2 116	5 221	3 863	47 062	607 871	566 752	26 387	32 580	42 664	1 234	17 184	
	D	1 843	3 985	36 174	32 909	64	2 991	886	3 987	1 424	29 121	443 169	410 972	17 070	23 271	25 121	1 084	15 580	
	E	1 499	1 723	13 983	12 736	42	580	1 230	1 234	2 439	17 941	164 702	155 780	9 317	9 309	17 543	150	1 604	
TR31	A	1 011	2 032	17 548	15 783	24	1 422	241	1 955	967	16 535	238 938	222 316	7 576	14 403	13 203	441	6 630	
	D	803	1 781	15 418	13 998	12	1 311	244	1 766	555	13 273	207 915	193 629	6 132	12 498	10 231	402	6 185	
	E	208	251	2 130	1 785	12	111	97	189	412	3 262	31 023	28 687	1 444	1 905	2 972	39	445	
TR310 İzmir	A	1 011	2 032	17 548	15 783	24	1 422	341	1 955	967	16 535	238 938	222 316	7 576	14 403	13 203	441	6 630	
	D	803	1 781	15 418	13 998	12	1 311	244	1 766	555	13 273	207 915	193 629	6 132	12 498	10 231	402	6 185	
	E	208	251	2 130	1 785	12	111	97	189	412	3 262	31 023	28 687	1 444	1 905	2 972	39	445	
TR32	A	1 083	1 807	15 493	14 220	43	1 264	784	1 681	1 242	14 144	174 237	163 463	8 371	9 454	14 059	353	5 051	
	D	481	1 084	9 662	8 865	24	953	236	1 170	350	6 967	102 483	95 453	4 489	5 182	6 515	283	4 223	
	E	602	723	5 831	5 355	19	311	548	511	892	7 177	71 754	68 010	3 882	4 272	7 544	70	828	
TR321 Aydın	A	379	595	5 003	4 566	19	387	295	565	481	5 354	62 935	59 421	3 111	3 484	5 143	133	1 870	
	D	186	384	3 451	3 180	8	323	107	429	149	2 916	41 297	38 758	1 857	2 176	2 741	120	1 722	
	E	193	211	1 552	1 386	11	64	188	136	332	2 438	21 638	20 663	1 254	1 308	2 402	13	148	
TR322 Denizli	A	351	634	5 948	5 379	16	436	252	556	368	4 747	61 693	58 375	3 047	3 184	4 715	113	1 772	
	D	146	371	3 709	3 303	11	330	81	355	115	2 406	35 896	33 820	1 615	1 753	2 121	85	1 407	
	E	205	263	2 239	2 076	5	106	171	201	253	2 341	25 797	24 555	1 432	1 431	2 594	28	365	
TR323 Muğla	A	353	578	4 542	4 275	8	441	237	560	393	4 043	49 609	45 667	2 213	2 786	4 201	107	1 409	
	D	149	329	2 502	2 382	5	300	48	386	86	1 645	25 290	22 875	1 017	1 253	1 653	78	1 094	
	E	204	249	2 040	1 893	3	141	189	174	307	2 398	24 319	22 792	1 196	1 533	2 548	29	315	

Not. İstatistikî bölge birimleri 1., 2. ve 3. düzey için açıklamalara bakınız.

(1) Toplam öğretmen, kadro ve sözleşmeli öğretmenleri kapsar.

## 1.16 Number of schools, divisions, students, teachers, master trainers and classrooms by Classification of Statistical Region Units Levels 1, 2, and 3 and level of education

[The educational year 2008/09]

A.Total D.City E. Village

Secondary education																									
Total of Secondary Education															Genel					Mesleki ve teknik					
															General					Vocational and technical					
Öğrenci		Öğretmen <sup>(1)</sup>		Derslik	Okul	Şube	Öğrenci		Öğretmen <sup>(1)</sup>		Derslik	Okul	Şube	Öğrenci		Öğretmen <sup>(1)</sup>		Derslik	SRE						
Erkek	Kadın	Erkek	Kadın				Erkek	Kadın	Erkek	Kadın				Erkek	Kadın	Erkek	Kadın			Erkek	Kadın	Erkek	Kadın	Erkek	Kadın
Student	Student	Teacher	Teacher	Class-room	School	Division	Males	Females	Males	Females	Class-room	School	Division	Males	Females	Males	Females	Class-room							
<b>2 079 941</b>	<b>1 757 223</b>	<b>115 030</b>	<b>81 683</b>	<b>109 042</b>	<b>4 053</b>	<b>69 959</b>	<b>1 186 244</b>	<b>1 085 656</b>	<b>61 801</b>	<b>45 988</b>	<b>65 859</b>	<b>4 622</b>	<b>53 971</b>	<b>893 697</b>	<b>671 567</b>	<b>53 229</b>	<b>35 695</b>	<b>43 183</b>	<b>A</b>	<b>TR Turkey</b>					
<b>1 979 464</b>	<b>1 682 001</b>	<b>108 170</b>	<b>77 453</b>	<b>100 106</b>	<b>3 545</b>	<b>64 822</b>	<b>1 131 132</b>	<b>1 036 864</b>	<b>57 612</b>	<b>43 197</b>	<b>60 183</b>	<b>4 286</b>	<b>50 502</b>	<b>848 332</b>	<b>645 137</b>	<b>50 558</b>	<b>34 256</b>	<b>39 923</b>	<b>D</b>						
<b>100 477</b>	<b>75 222</b>	<b>6 860</b>	<b>4 230</b>	<b>8 936</b>	<b>508</b>	<b>5 137</b>	<b>55 112</b>	<b>48 792</b>	<b>4 189</b>	<b>2 791</b>	<b>5 676</b>	<b>336</b>	<b>3 469</b>	<b>45 365</b>	<b>26 430</b>	<b>2 671</b>	<b>1 439</b>	<b>3 260</b>	<b>E</b>						
<b>372 923</b>	<b>341 651</b>	<b>13 976</b>	<b>14 250</b>	<b>15 819</b>	<b>608</b>	<b>10 758</b>	<b>222 137</b>	<b>206 802</b>	<b>7 864</b>	<b>8 852</b>	<b>10 522</b>	<b>441</b>	<b>7 617</b>	<b>150 786</b>	<b>134 849</b>	<b>6 112</b>	<b>5 398</b>	<b>5 297</b>	<b>A</b>	<b>İstanbul TR1</b>					
<b>358 966</b>	<b>330 934</b>	<b>13 343</b>	<b>13 623</b>	<b>14 858</b>	<b>572</b>	<b>10 155</b>	<b>214 156</b>	<b>199 552</b>	<b>7 454</b>	<b>8 365</b>	<b>9 876</b>	<b>420</b>	<b>7 282</b>	<b>144 810</b>	<b>131 382</b>	<b>5 889</b>	<b>5 258</b>	<b>4 982</b>	<b>D</b>						
<b>13 957</b>	<b>10 717</b>	<b>633</b>	<b>627</b>	<b>961</b>	<b>36</b>	<b>603</b>	<b>7 981</b>	<b>7 250</b>	<b>410</b>	<b>487</b>	<b>646</b>	<b>21</b>	<b>335</b>	<b>5 976</b>	<b>3 467</b>	<b>223</b>	<b>140</b>	<b>315</b>	<b>E</b>						
<b>372 923</b>	<b>341 651</b>	<b>13 976</b>	<b>14 250</b>	<b>15 819</b>	<b>608</b>	<b>10 758</b>	<b>222 137</b>	<b>206 802</b>	<b>7 864</b>	<b>8 852</b>	<b>10 522</b>	<b>441</b>	<b>7 617</b>	<b>150 786</b>	<b>134 849</b>	<b>6 112</b>	<b>5 398</b>	<b>5 297</b>	<b>A</b>	<b>TR10</b>					
<b>358 966</b>	<b>330 934</b>	<b>13 343</b>	<b>13 623</b>	<b>14 858</b>	<b>572</b>	<b>10 155</b>	<b>214 156</b>	<b>199 552</b>	<b>7 454</b>	<b>8 365</b>	<b>9 876</b>	<b>420</b>	<b>7 282</b>	<b>144 810</b>	<b>131 382</b>	<b>5 889</b>	<b>5 258</b>	<b>4 982</b>	<b>D</b>						
<b>13 957</b>	<b>10 717</b>	<b>633</b>	<b>627</b>	<b>961</b>	<b>36</b>	<b>603</b>	<b>7 981</b>	<b>7 250</b>	<b>410</b>	<b>487</b>	<b>646</b>	<b>21</b>	<b>335</b>	<b>5 976</b>	<b>3 467</b>	<b>223</b>	<b>140</b>	<b>315</b>	<b>E</b>						
<b>372 923</b>	<b>341 651</b>	<b>13 976</b>	<b>14 250</b>	<b>15 819</b>	<b>608</b>	<b>10 758</b>	<b>222 137</b>	<b>206 802</b>	<b>7 864</b>	<b>8 852</b>	<b>10 522</b>	<b>441</b>	<b>7 617</b>	<b>150 786</b>	<b>134 849</b>	<b>6 112</b>	<b>5 398</b>	<b>5 297</b>	<b>A</b>	<b>İstanbul TR100</b>					
<b>358 966</b>	<b>330 934</b>	<b>13 343</b>	<b>13 623</b>	<b>14 858</b>	<b>572</b>	<b>10 155</b>	<b>214 156</b>	<b>199 552</b>	<b>7 454</b>	<b>8 365</b>	<b>9 876</b>	<b>420</b>	<b>7 282</b>	<b>144 810</b>	<b>131 382</b>	<b>5 889</b>	<b>5 258</b>	<b>4 982</b>	<b>D</b>						
<b>13 957</b>	<b>10 717</b>	<b>633</b>	<b>627</b>	<b>961</b>	<b>36</b>	<b>603</b>	<b>7 981</b>	<b>7 250</b>	<b>410</b>	<b>487</b>	<b>646</b>	<b>21</b>	<b>335</b>	<b>5 976</b>	<b>3 467</b>	<b>223</b>	<b>140</b>	<b>315</b>	<b>E</b>						
<b>82 425</b>	<b>73 271</b>	<b>5 223</b>	<b>4 197</b>	<b>5 379</b>	<b>184</b>	<b>2 977</b>	<b>39 415</b>	<b>43 925</b>	<b>2 498</b>	<b>2 229</b>	<b>2 966</b>	<b>297</b>	<b>2 958</b>	<b>43 010</b>	<b>29 346</b>	<b>2 725</b>	<b>1 968</b>	<b>2 413</b>	<b>A</b>	<b>West Marmara TR2</b>					
<b>77 932</b>	<b>69 826</b>	<b>4 958</b>	<b>3 983</b>	<b>4 932</b>	<b>166</b>	<b>2 821</b>	<b>38 069</b>	<b>42 474</b>	<b>2 403</b>	<b>2 118</b>	<b>2 781</b>	<b>275</b>	<b>2 688</b>	<b>39 863</b>	<b>27 352</b>	<b>2 555</b>	<b>1 865</b>	<b>2 151</b>	<b>D</b>						
<b>4 493</b>	<b>3 445</b>	<b>265</b>	<b>214</b>	<b>447</b>	<b>18</b>	<b>156</b>	<b>1 346</b>	<b>1 451</b>	<b>95</b>	<b>111</b>	<b>185</b>	<b>22</b>	<b>270</b>	<b>3 147</b>	<b>1 994</b>	<b>170</b>	<b>103</b>	<b>262</b>	<b>E</b>						
<b>41 319</b>	<b>36 020</b>	<b>2 134</b>	<b>1 942</b>	<b>2 436</b>	<b>81</b>	<b>1 377</b>	<b>18 781</b>	<b>21 296</b>	<b>1 004</b>	<b>1 049</b>	<b>1 322</b>	<b>132</b>	<b>1 427</b>	<b>22 538</b>	<b>14 724</b>	<b>1 130</b>	<b>893</b>	<b>1 114</b>	<b>A</b>	<b>TR21</b>					
<b>39 204</b>	<b>34 199</b>	<b>2 064</b>	<b>1 863</b>	<b>2 271</b>	<b>77</b>	<b>1 335</b>	<b>18 429</b>	<b>20 866</b>	<b>990</b>	<b>1 020</b>	<b>1 282</b>	<b>121</b>	<b>1 283</b>	<b>20 775</b>	<b>13 333</b>	<b>1 074</b>	<b>843</b>	<b>989</b>	<b>D</b>						
<b>2 115</b>	<b>1 821</b>	<b>70</b>	<b>79</b>	<b>165</b>	<b>4</b>	<b>42</b>	<b>352</b>	<b>430</b>	<b>14</b>	<b>29</b>	<b>40</b>	<b>11</b>	<b>144</b>	<b>1 763</b>	<b>1 391</b>	<b>56</b>	<b>50</b>	<b>125</b>	<b>E</b>						
<b>21 993</b>	<b>18 694</b>	<b>966</b>	<b>837</b>	<b>1 166</b>	<b>33</b>	<b>658</b>	<b>10 101</b>	<b>11 299</b>	<b>437</b>	<b>470</b>	<b>643</b>	<b>57</b>	<b>689</b>	<b>11 892</b>	<b>7 395</b>	<b>529</b>	<b>367</b>	<b>523</b>	<b>A</b>	<b>Tekirdağ TR211</b>					
<b>20 359</b>	<b>17 256</b>	<b>919</b>	<b>786</b>	<b>1 060</b>	<b>32</b>	<b>640</b>	<b>9 951</b>	<b>11 088</b>	<b>433</b>	<b>459</b>	<b>625</b>	<b>50</b>	<b>574</b>	<b>10 408</b>	<b>6 168</b>	<b>486</b>	<b>327</b>	<b>435</b>	<b>D</b>						
<b>1 634</b>	<b>1 438</b>	<b>47</b>	<b>51</b>	<b>106</b>	<b>1</b>	<b>18</b>	<b>150</b>	<b>211</b>	<b>4</b>	<b>11</b>	<b>18</b>	<b>7</b>	<b>115</b>	<b>1 484</b>	<b>1 227</b>	<b>43</b>	<b>40</b>	<b>88</b>	<b>E</b>						
<b>9 813</b>	<b>9 041</b>	<b>665</b>	<b>667</b>	<b>702</b>	<b>27</b>	<b>379</b>	<b>4 414</b>	<b>4 958</b>	<b>322</b>	<b>330</b>	<b>384</b>	<b>42</b>	<b>407</b>	<b>5 399</b>	<b>4 083</b>	<b>343</b>	<b>337</b>	<b>318</b>	<b>A</b>	<b>Edirne TR212</b>					
<b>9 766</b>	<b>8 984</b>	<b>662</b>	<b>663</b>	<b>697</b>	<b>26</b>	<b>375</b>	<b>4 367</b>	<b>4 901</b>	<b>319</b>	<b>326</b>	<b>379</b>	<b>42</b>	<b>407</b>	<b>5 399</b>	<b>4 083</b>	<b>343</b>	<b>337</b>	<b>318</b>	<b>D</b>						
<b>47</b>	<b>57</b>	<b>3</b>	<b>4</b>	<b>5</b>	<b>1</b>	<b>4</b>	<b>47</b>	<b>57</b>	<b>3</b>	<b>4</b>	<b>5</b>	<b>-</b>	<b>-</b>	<b>-</b>	<b>-</b>	<b>-</b>	<b>-</b>	<b>-</b>	<b>-</b>	<b>E</b>					
<b>9 513</b>	<b>8 285</b>	<b>503</b>	<b>438</b>	<b>568</b>	<b>21</b>	<b>340</b>	<b>4 266</b>	<b>5 039</b>	<b>245</b>	<b>249</b>	<b>295</b>	<b>33</b>	<b>331</b>	<b>5 247</b>	<b>3 246</b>	<b>258</b>	<b>189</b>	<b>273</b>	<b>A</b>	<b>Kırklareli TR213</b>					
<b>9 079</b>	<b>7 959</b>	<b>483</b>	<b>414</b>	<b>514</b>	<b>19</b>	<b>320</b>	<b>4 111</b>	<b>4 877</b>	<b>238</b>	<b>235</b>	<b>278</b>	<b>29</b>	<b>302</b>	<b>4 968</b>	<b>3 082</b>	<b>245</b>	<b>179</b>	<b>236</b>	<b>D</b>						
<b>434</b>	<b>326</b>	<b>20</b>	<b>24</b>	<b>54</b>	<b>2</b>	<b>20</b>	<b>155</b>	<b>162</b>	<b>7</b>	<b>14</b>	<b>17</b>	<b>4</b>	<b>29</b>	<b>279</b>	<b>164</b>	<b>13</b>	<b>10</b>	<b>37</b>	<b>E</b>						
<b>41 106</b>	<b>37 251</b>	<b>3 089</b>	<b>2 255</b>	<b>2 943</b>	<b>103</b>	<b>1 600</b>	<b>20 634</b>	<b>22 629</b>	<b>1 494</b>	<b>1 180</b>	<b>1 644</b>	<b>165</b>	<b>1 531</b>	<b>20 472</b>	<b>14 622</b>	<b>1 595</b>	<b>1 075</b>	<b>1 299</b>	<b>A</b>	<b>TR22</b>					
<b>38 728</b>	<b>35 627</b>	<b>2 894</b>	<b>2 120</b>	<b>2 661</b>	<b>89</b>	<b>1 486</b>	<b>19 640</b>	<b>21 608</b>	<b>1 413</b>	<b>1 098</b>	<b>1 499</b>	<b>154</b>	<b>1 405</b>	<b>19 088</b>	<b>14 019</b>	<b>1 481</b>	<b>1 022</b>	<b>1 162</b>	<b>D</b>						
<b>2 378</b>	<b>1 624</b>	<b>195</b>	<b>135</b>	<b>282</b>	<b>14</b>	<b>114</b>	<b>994</b>	<b>1 021</b>	<b>81</b>	<b>82</b>	<b>145</b>	<b>11</b>	<b>126</b>	<b>1 384</b>	<b>603</b>	<b>114</b>	<b>53</b>	<b>137</b>	<b>E</b>						
<b>29 240</b>	<b>27 019</b>	<b>2 240</b>	<b>1 590</b>	<b>2 019</b>	<b>67</b>	<b>1 124</b>	<b>14 983</b>	<b>16 616</b>	<b>1 086</b>	<b>853</b>	<b>1 150</b>	<b>102</b>	<b>1 038</b>	<b>14 257</b>	<b>10 403</b>	<b>1 154</b>	<b>737</b>	<b>869</b>	<b>A</b>	<b>Balıkesir TR221</b>					
<b>27 614</b>	<b>26 043</b>	<b>2 120</b>	<b>1 520</b>	<b>1 858</b>	<b>61</b>	<b>1 057</b>	<b>14 284</b>	<b>15 990</b>	<b>1 038</b>	<b>811</b>	<b>1 110</b>	<b>97</b>	<b>962</b>	<b>13 330</b>	<b>10 053</b>	<b>1 082</b>	<b>709</b>	<b>786</b>	<b>D</b>						
<b>1 626</b>	<b>976</b>	<b>120</b>	<b>70</b>	<b>161</b>	<b>6</b>	<b>67</b>	<b>699</b>	<b>626</b>	<b>48</b>	<b>42</b>	<b>78</b>	<b>7</b>	<b>76</b>	<b>927</b>	<b>350</b>	<b>72</b>	<b>28</b>	<b>83</b>	<b>E</b>						
<b>11 866</b>	<b>10 232</b>	<b>849</b>	<b>665</b>	<b>924</b>	<b>36</b>	<b>476</b>	<b>5 651</b>	<b>6 013</b>	<b>408</b>	<b>327</b>	<b>494</b>	<b>61</b>	<b>493</b>	<b>6 215</b>	<b>4 219</b>	<b>441</b>	<b>338</b>	<b>430</b>	<b>A</b>	<b>Çanakkale TR222</b>					
<b>11 114</b>	<b>9 584</b>	<b>774</b>	<b>600</b>	<b>803</b>	<b>28</b>	<b>429</b>	<b>5 356</b>	<b>5 618</b>	<b>375</b>	<b>287</b>	<b>427</b>	<b>57</b>	<b>443</b>	<b>5 758</b>	<b>3 966</b>	<b>399</b>	<b>313</b>	<b>376</b>	<b>D</b>						
<b>752</b>	<b>648</b>	<b>75</b>	<b>65</b>	<b>121</b>	<b>8</b>	<b>47</b>	<b>295</b>	<b>395</b>	<b>33</b>	<b>40</b>	<b>67</b>	<b>4</b>	<b>50</b>	<b>457</b>	<b>253</b>	<b>42</b>	<b>25</b>	<b>54</b>	<b>E</b>						
<b>248 442</b>	<b>225 896</b>	<b>15 615</b>	<b>12 901</b>	<b>15 367</b>	<b>510</b>	<b>8 965</b>	<b>124 458</b>	<b>136 421</b>	<b>7 686</b>	<b>7 095</b>	<b>8 742</b>	<b>724</b>	<b>8 219</b>	<b>123 984</b>	<b>89 475</b>	<b>7 929</b>	<b>5 806</b>	<b>6 625</b>	<b>A</b>	<b>Aegean TR3</b>					
<b>233 263</b>	<b>213 050</b>	<b>14 382</b>	<b>12 021</b>	<b>13 785</b>	<b>430</b>	<b>8 097</b>	<b>116 538</b>	<b>128 226</b>	<b>6 962</b>	<b>6 557</b>	<b>7 804</b>	<b>654</b>	<b>7 483</b>	<b>116 725</b>	<b>84 830</b>	<b>7 420</b>	<b>5 464</b>	<b>5 981</b>	<b>D</b>						
<b>15 179</b>	<b>12 840</b>	<b>1 233</b>	<b>880</b>	<b>1 582</b>	<b>80</b>	<b>868</b>	<b>7 920</b>	<b>8 195</b>	<b>724</b>	<b>538</b>	<b>938</b>	<b>70</b>	<b>736</b>												



**1.16 İstatistikî Bölge Birimleri Sınıflaması 1. , 2. ve 3. düzey ve eğitim seviyesine göre okul, şube, öğrenci, öğretmen, usta öğretici ve derslik sayısı (devam)**  
**[2008/09 öğretim yılı]**

## A. Toplam

## D. Şehir

## E. Köy

İBBS	Okul School	Şube Division	Okul öncesi Pre-Primary Education						İlköğretim Primary Education						Ortaöğretim Ortaöğretim toplamı			
			Öğrenci Student		Öğretmen <sup>(1)</sup> Teacher		Kadrosuz usta öğreticiler Temporary master trainer	Derslik Class- room	Okul School	Şube Division	Öğrenci Student		Öğretmen <sup>(1)</sup> Teacher		Derslik Class- room	Okul School	Şube Division	
			Erkek Males	Kadın Females	Erkek Males	Kadın Females					Erkek Males	Kadın Females	Erkek Males	Kadın Females				
TR33	A	1 248	1 869	17 116	15 642	39	885	991	1 585	1 654	16 383	194 696	180 973	10 440	8 723	15 402	440	5 503
	D	559	1 120	11 094	10 046	28	727	406	1 051	519	8 881	132 771	121 890	6 449	5 591	8 375	399	5 172
	E	689	749	6 022	5 596	11	158	585	534	1 135	7 502	61 925	59 083	3 991	3 132	7 027	41	331
TR331 Manisa	A	465	755	6 978	6 290	10	379	379	611	670	7 053	87 871	82 065	4 307	3 960	6 251	174	2 401
	D	217	487	4 843	4 344	9	327	167	439	196	4 017	62 960	58 539	2 801	2 640	3 573	158	2 209
	E	248	268	2 135	1 946	1	52	212	172	474	3 036	24 911	23 526	1 506	1 320	2 678	16	192
TR332 Afyonkarahisar	A	388	530	4 850	4 521	12	244	284	449	472	4 351	50 639	46 949	2 609	2 169	4 219	123	1 291
	D	160	273	2 671	2 502	8	174	112	266	143	1 987	29 010	26 059	1 432	1 216	2 064	110	1 222
	E	228	257	2 179	2 019	4	70	172	183	329	2 364	21 629	20 890	1 177	953	2 155	13	69
TR333 Kütahya	A	234	354	3 453	3 095	8	152	188	333	330	3 121	34 100	31 724	2 269	1 548	3 061	98	1 165
	D	109	223	2 337	2 058	5	135	82	206	112	1 761	24 413	22 412	1 415	1 061	1 660	88	1 106
	E	125	131	1 116	1 037	3	17	106	127	218	1 360	9 687	9 312	854	487	1 401	10	59
TR334 Uşak	A	161	230	1 835	1 736	9	110	140	192	182	1 858	22 086	20 235	1 255	1 046	1 871	45	646
	D	73	137	1 243	1 142	6	91	45	140	68	1 116	16 388	14 880	801	674	1 078	43	635
	E	88	93	592	594	3	19	95	52	114	742	5 698	5 355	454	372	793	2	11
TR4 Doğu Marmara	A	1 963	4 502	43 695	39 659	71	2 673	1 804	3 905	2 022	31 324	454 762	425 247	17 045	21 033	27 701	851	12 326
	D	1 236	3 443	33 964	30 654	65	2 345	1 060	3 131	1 046	23 357	371 292	346 090	12 948	16 840	19 282	770	11 343
	E	727	1 059	9 731	9 005	6	328	744	774	976	7 967	83 470	79 157	4 097	4 193	8 419	81	983
TR41	A	844	1 829	17 241	15 377	18	1 316	496	1 638	918	15 422	228 969	213 221	8 231	11 088	12 425	424	6 256
	D	606	1 527	14 851	13 205	15	1 207	325	1 408	534	12 612	202 993	188 536	6 847	9 563	9 577	403	6 044
	E	238	302	2 390	2 172	3	109	171	230	384	2 810	25 976	24 685	1 384	1 525	2 848	21	212
TR411 Bursa	A	561	1 250	12 166	10 824	14	928	276	1 097	600	11 138	173 226	161 097	6 054	8 059	8 332	264	4 283
	D	387	1 017	10 221	9 093	11	837	160	912	331	9 022	152 090	141 027	4 924	6 831	6 212	247	4 105
	E	174	233	1 945	1 731	3	91	116	185	269	2 116	21 136	20 070	1 130	1 228	2 120	17	178
TR412 Eskişehir	A	202	431	3 819	3 413	3	320	120	426	237	3 368	43 569	40 863	1 656	2 484	3 057	108	1 446
	D	165	391	3 568	3 174	3	303	94	393	154	2 856	40 344	37 807	1 478	2 276	2 571	104	1 412
	E	37	40	251	239	-	17	26	33	83	512	3 225	3 056	178	208	486	4	34
TR413 Bilecik	A	81	148	1 256	1 140	1	68	100	115	81	916	12 174	11 261	521	545	1 036	52	527
	D	54	119	1 062	938	1	67	71	103	49	734	10 559	9 702	445	456	794	52	527
	E	27	29	194	202	-	1	29	12	32	182	1 615	1 559	76	89	242	-	-
TR42	A	1 119	2 673	26 454	24 282	53	1 357	1 308	2 267	1 104	15 902	225 793	212 026	8 814	9 945	15 276	427	6 070
	D	630	1 916	19 113	17 449	50	1 138	735	1 723	512	10 745	168 299	157 554	6 101	7 277	9 705	367	5 299
	E	489	757	7 341	6 833	3	219	573	544	592	5 157	57 494	54 472	2 713	2 668	5 571	60	771
TR421 Kocaeli	A	411	1 190	13 309	11 919	35	650	442	1 139	372	7 233	110 411	102 950	3 719	4 776	6 827	186	2 870
	D	270	920	9 920	8 974	33	555	278	912	217	5 125	82 678	76 932	2 626	3 501	4 543	144	2 290
	E	141	270	3 389	2 945	2	95	164	227	155	2 108	27 733	26 018	1 093	1 275	2 284	42	580
TR422 Sakarya	A	382	878	8 246	7 687	13	326	533	554	376	4 349	62 094	58 488	2 590	2 504	4 082	114	1 589
	D	189	582	5 666	5 140	13	280	281	407	159	2 872	46 631	43 620	1 813	1 886	2 519	108	1 532
	E	193	296	2 580	2 547	-	46	252	147	217	1 477	15 463	14 868	777	618	1 563	6	57
TR423 Düzce	A	164	275	2 272	2 157	1	170	176	273	198	2 103	23 725	22 793	1 146	1 127	2 072	44	622
	D	76	174	1 513	1 442	1	130	85	168	59	1 171	15 794	15 131	675	735	1 133	40	571
	E	88	101	759	715	-	40	91	105	139	932	7 931	7 662	471	392	939	4	51
TR424 Bolu	A	89	190	1 411	1 357	4	118	100	176	93	1 267	16 249	15 608	776	837	1 354	51	599
	D	53	142	1 124	1 046	3	101	56	140	44	915	12 959	12 489	571	653	922	49	586
	E	36	48	287	311	1	17	44	36	49	352	3 290	3 119	205	184	432	2	13
TR425 Yalova	A	73	140	1 216	1 162	-	93	57	125	65	950	13 314	12 187	583	701	941	32	390
	D	42	98	890	847	-	72	35	96	33	662	10 237	9 382	416	502	588	26	320
	E	31	42	326	315	-	21	22	29	32	288	3 077	2 805	167	199	353	6	70
TR5 Batı Anadolu	A	1 921	4 519	36 190	32 468	122	3 925	876	3 775	2 091	33 321	479 785	450 589	17 435	26 564	27 298	870	12 479
	D	1 422	3 964	31 672	28 396	110	3 732	435	3 344	1 166	26 881	422 537	395 633	14 056	23 207	21 124	795	11 907
	E	499	555	4 518	4 072	12	193	441	431	925	6 440	57 248	54 956	3 379	3 357	6 174	75	572
TR51	A	1 058	3 180	23 999	21 495	88	2 995	341	2 493	966	19 879	305 627	286 399	8 657	19 419	15 529	565	8 542
	D	946	3 030	22 745	20 376	84	2 908	257	2 386	722	18 023	288 391	269 986	7 900	17 849	13 801	539	8 315
	E	112	150	1 254	1 119	4	87	84	107	244	1 856	17 236	16 413	757	1 570	1 728	26	227
TR510 Ankara	A	1 058	3 180	23 999	21 495	88	2 995	341	2 493	966	19 879	305 627	286 399	8 657	19 419	15 529	565	8 542
	D	946	3 030	22 745	20 376	84	2 908	257	2 386	722	18 023	288 391	269 986	7 900	17 849	13 801	539	8 315
	E	112	150	1 254	1 119	4	87	84	107	244	1 856	17 236	16 413	757	1 570	1 728	26	227

1.16 Number of schools, divisions, students, teachers, master trainers and classrooms by Classification of Statistical Region Units Levels 1, 2, and 3 and level of education(Continued)  
[The educational year 2008/09]

A.Total		D.City		E. Village		Secondary education																			SRE
Total of Secondary Education						Genel General									Mesleki ve teknik Vocational and technical										
Öğrenci Student		Öğretmen <sup>(1)</sup> Teacher <sup>(1)</sup>		Derslik Class- room	Okul School	Şube Division	Öğrenci Student		Öğretmen <sup>(1)</sup> Teacher <sup>(1)</sup>		Derslik Class- room	Okul School	Şube Division	Öğrenci Student		Öğretmen <sup>(1)</sup> Teacher <sup>(1)</sup>		Derslik Class- room							
Erkek Males	Kadın Females	Erkek Males	Kadın Females				Erkek Males	Kadın Females	Erkek Males	Kadın Females				Erkek Males	Kadın Females	Erkek Males	Kadın Females		Erkek Males	Kadın Females	Erkek Males	Kadın Females			
76 180	64 231	5 582	2 936	5 069	169	2 605	33 576	35 411	2 545	1 481	2 608	271	2 898	42 604	28 820	3 037	1 455	2 461	A	TR33					
73 241	61 785	5 331	2 809	4 763	145	2 434	32 138	33 890	2 418	1 405	2 443	254	2 738	41 103	27 895	2 913	1 404	2 320	D						
2 939	2 446	251	127	306	24	171	1 438	1 521	127	76	165	17	160	1 501	925	124	51	141	E						
32 942	30 045	2 350	1 475	2 120	70	1 170	14 102	17 117	1 101	764	1 096	104	1 231	18 840	12 928	1 249	711	1 024	A	Manisa TR331					
31 308	28 309	2 198	1 386	1 967	61	1 072	13 269	16 055	1 017	712	1 016	97	1 137	18 039	12 254	1 181	674	951	D						
1 634	1 736	152	89	153	9	98	833	1 062	84	52	80	7	94	801	674	68	37	73	E						
17 757	13 667	1 257	570	1 244	44	570	7 522	6 705	521	265	589	79	721	10 235	6 962	736	305	655	A	A.Karahisar TR332					
17 032	13 281	1 212	559	1 165	35	529	7 146	6 421	501	257	543	75	693	9 886	6 860	711	302	622	D						
725	386	45	11	79	9	41	376	284	20	8	46	4	28	349	102	25	3	33	E						
16 711	12 163	1 321	551	1 103	34	516	7 393	6 436	576	269	559	64	649	9 318	5 727	745	282	544	A	Kütahya TR333					
16 194	11 907	1 276	528	1 041	29	488	7 190	6 286	556	256	524	59	618	9 004	5 621	720	272	517	D						
517	256	45	23	62	5	28	203	150	20	13	35	5	31	314	106	25	10	27	E						
8 770	8 356	654	340	602	21	349	4 559	5 153	347	183	364	24	297	4 211	3 203	307	157	238	A	Uşak TR334					
8 707	8 288	645	336	590	20	345	4 533	5 128	344	180	360	23	290	4 174	3 160	301	156	230	D						
63	68	9	4	12	1	4	26	25	3	3	4	1	7	37	43	6	1	8	E						
203 297	174 194	11 040	8 050	10 574	336	5 805	87 695	90 817	4 735	4 021	5 726	515	6 521	115 602	83 377	6 305	4 029	4 848	A	East Marmara TR4					
190 498	165 579	10 320	7 473	9 692	300	5 215	81 345	85 894	4 356	3 633	5 173	470	6 128	109 153	79 685	5 964	3 840	4 519	D						
12 799	8 615	720	577	882	36	590	6 350	4 923	379	388	553	45	393	6 449	3 692	341	189	329	E						
102 773	89 861	5 708	4 471	5 170	164	2 895	43 276	46 851	2 376	2 233	2 727	260	3 361	59 497	43 010	3 332	2 238	2 443	A	TR41					
99 668	88 448	5 515	4 341	4 997	157	2 811	42 212	46 572	2 289	2 180	2 650	246	3 233	57 456	41 876	3 226	2 161	2 347	D						
3 105	1 413	193	130	173	7	84	1 064	279	87	53	77	14	128	2 041	1 134	106	77	96	E						
74 828	65 167	3 844	3 020	3 397	100	1 921	31 144	32 541	1 598	1 449	1 791	164	2 362	43 684	32 626	2 246	1 571	1 606	A	Bursa TR411					
72 164	63 922	3 675	2 903	3 274	95	1 858	30 407	32 325	1 529	1 405	1 739	152	2 247	41 757	31 597	2 146	1 498	1 535	D						
2 664	1 245	169	117	123	5	63	737	216	69	44	52	12	115	1 927	1 029	100	73	71	E						
21 924	19 351	1 420	1 188	1 245	50	772	9 807	11 824	609	675	714	58	674	12 117	7 527	811	513	531	A	Eskişehir TR412					
21 483	19 183	1 396	1 175	1 195	48	751	9 480	11 761	591	666	689	56	661	12 003	7 422	805	509	506	D						
441	168	24	13	50	2	21	327	63	18	9	25	2	13	114	105	6	4	25	E						
6 021	5 343	444	263	528	14	202	2 325	2 486	169	109	222	38	325	3 696	2 857	275	154	306	A	Bilecik TR413					
6 021	5 343	444	263	528	14	202	2 325	2 486	169	109	222	38	325	3 696	2 857	275	154	306	D						
-	-	-	-	-	-	-	-	-	-	-	-	-	-	-	-	-	-	-	-	E					
100 524	84 333	5 332	3 579	5 404	172	2 910	44 419	43 966	2 359	1 788	2 999	255	3 160	56 105	40 367	2 973	1 791	2 405	A	TR42					
90 830	77 131	4 805	3 132	4 695	143	2 404	39 133	39 322	2 067	1 453	2 523	224	2 895	51 697	37 809	2 738	1 679	2 172	D						
9 694	7 202	527	447	709	29	506	5 286	4 644	292	335	476	31	265	4 408	2 558	235	112	233	E						
49 917	41 152	2 370	1 759	2 633	85	1 499	23 464	22 439	1 096	921	1 631	101	1 371	26 453	18 713	1 274	838	1 002	A	Kocaeli TR421					
42 728	35 578	2 015	1 441	2 100	67	1 130	19 807	19 209	923	698	1 300	77	1 160	22 921	16 369	1 092	743	800	D						
7 189	5 574	355	318	533	18	369	3 657	3 230	173	223	331	24	211	3 532	2 344	182	95	202	E						
26 039	22 215	1 521	800	1 327	49	724	10 613	10 962	647	387	726	65	865	15 426	11 253	874	413	601	A	Sakarya TR422					
25 184	21 959	1 480	786	1 278	46	699	10 281	10 762	637	380	697	62	833	14 903	11 197	843	406	581	D						
855	256	41	14	49	3	25	332	200	10	7	29	3	32	523	56	31	7	20	E						
9 997	8 602	574	347	559	17	286	4 381	4 189	259	153	258	27	336	5 616	4 413	315	194	301	A	Düzce TR423					
9 414	8 138	526	315	515	13	235	3 798	3 725	211	121	214	27	336	5 616	4 413	315	194	301	D						
583	464	48	32	44	4	51	583	464	48	32	44	-	-	-	-	-	-	-	E						
8 658	6 899	530	388	560	12	214	2 884	3 340	201	179	219	39	385	5 774	3 559	329	209	341	A	Bolu TR424					
8 563	6 714	511	360	544	11	206	2 834	3 217	186	153	208	38	380	5 729	3 497	325	207	336	D						
95	185	19	28	16	1	8	50	123	15	26	11	1	5	45	62	4	2	5	E						
5 913	5 465	337	285	325	9	187	3 077	3 036	156	148	165	23	203	2 836	2 429	181	137	160	A	Yalova TR425					
4 941	4 742	273	230	258	6	134	2 413	2 409	110	101	104	20	186	2 528	2 333	163	129	154	D						
972	723	64	55	67	3	53	664	627	46	47	61	3	17	308	96	18	8	6	E						
199 609	181 569	11 328	11 989	10 997	394	7 121	113 516	116 209	5 851	6 384	6 762	476	5 358	86 093	65 360	5 477	5 605	4 235	A	West Anatolia TR5					
194 060	176 298	10 906	11 700	10 298	337	6 665	109 016	111 714	5 519	6 157	6 218	458	5 242	85 044	64 584	5 387	5 543	4 080	D						
5 549	5 271	422	289	699	57	456	4 500	4 495	332	227	544	18	116	1 049	776	90	62	155	E						
139 657	129 255	7 136	10 051	7 490	252	5 015	81 134	85 942	3 691	5 376	4 767	313	3 527	58 523	43 313	3 445	4 675	2 723	A	TR51					
137 391	126 623	6 957	9 856	7 182	233	4 827	79 205	83 623	3 546	5 216	4 523	306	3 488	58 186	43 000	3 411	4 640	2 659	D						
2 266	2 632	179	195	308	19	188	1 929	2 319	145	160	244	7	39	337	313	34	35	64	E						
139 657	129 255	7 136	10 051	7 490	252	5 015	81 134	85 942	3 691	5 376	4 767	313	3 527	58 523	43 313	3 445	4 675	2 723	A	Ankara TR510					
137 391	126 623	6 957	9 856	7 182	233	4 827	79 205	83 623	3 546	5 216	4 523	306	3 488	58 186	43 000	3 411	4 640	2 659	D						
2 266	2 632	179	195	308	19	188	1 929	2 319	145	160	244	7	39	337	313	34	35	64	E						

**1.16 İstatistikî Bölge Birimleri Sınıflaması 1. , 2. ve 3. düzey ve eğitim seviyesine göre okul, şube, öğrenci, öğretmen, usta öğretici ve derslik sayısı (devam)**  
**[2008/09 öğretim yılı]**

İBBS	A. Toplam		D. Şehir				E. Köy				İlköğretim Primary Education					Ortaöğretim Ortaöğretim toplamı		
	Okul School	Şube Division	Öğrenci Student		Öğretmen <sup>(1)</sup> Teacher <sup>(1)</sup>		Kadrosuz usta öğreticiler Temporary master trainer	Derslik Class- room	Okul School	Şube Division	Öğrenci Student		Öğretmen <sup>(1)</sup> Teacher <sup>(1)</sup>		Derslik Class- room	Okul School	Şube Division	
			Erkek Males	Kadın Females	Erkek Males	Kadın Females					Erkek Males	Kadın Females	Erkek Males	Kadın Females				
			Okul School	Şube Division	Erkek Males	Kadın Females					Erkek Males	Kadın Females	Erkek Males	Kadın Females				
TR52	A	863	1 339	12 191	10 973	34	930	535	1 282	1 125	13 442	174 158	164 190	8 778	7 145	11 769	305	3 937
	D	476	934	8 927	8 020	26	824	178	958	444	8 558	134 146	125 647	6 156	5 358	7 323	256	3 592
	E	387	405	3 264	2 953	8	106	357	324	681	4 884	40 012	38 543	2 622	1 787	4 446	49	345
TR521 Konya	A	717	1 131	10 425	9 308	22	819	407	1 105	951	11 753	156 467	147 087	7 694	6 468	10 214	265	3 477
	D	414	813	7 813	6 936	16	743	135	844	390	7 930	121 029	113 090	5 430	4 900	6 339	223	3 170
	E	303	318	2 612	2 372	6	76	272	261	561	3 823	35 438	33 997	2 264	1 568	3 875	42	307
TR522 Karaman	A	146	208	1 766	1 665	12	111	128	177	174	1 689	17 691	17 103	1 084	677	1 555	40	460
	D	62	121	1 114	1 084	10	81	43	114	54	928	13 117	12 557	726	458	984	33	422
	E	84	87	652	581	2	30	85	63	120	761	4 574	4 546	358	219	571	7	38
TR6 Akdeniz	A	3 028	5 744	55 156	50 118	213	3 544	2 201	5 304	3 985	52 216	724 861	673 500	31 138	30 059	41 796	1 085	16 410
	D	1 680	4 133	41 137	36 956	145	3 063	1 054	3 883	1 452	33 021	538 334	497 128	20 894	22 081	25 866	948	14 924
	E	1 348	1 611	14 019	13 162	68	481	1 147	1 421	2 533	19 195	186 527	176 372	10 244	7 978	15 930	137	1 486
TR61	A	958	1 785	16 398	14 766	28	1 039	787	1 765	1 060	12 946	174 632	162 771	7 605	7 923	12 893	349	4 655
	D	552	1 309	12 430	11 031	19	936	362	1 368	423	8 187	128 205	119 434	5 136	5 672	7 898	308	4 301
	E	406	476	3 968	3 735	9	103	425	397	637	4 759	46 427	43 337	2 469	2 251	4 995	41	354
TR611 Antalya	A	595	1 248	11 551	10 370	12	759	444	1 174	681	9 371	134 879	125 743	5 091	5 937	8 699	190	3 105
	D	382	979	9 086	8 026	5	686	246	932	281	6 068	99 179	92 670	3 468	4 373	5 451	163	2 801
	E	213	269	2 465	2 344	7	73	198	242	400	3 303	35 700	33 073	1 623	1 564	3 248	27	304
TR612 Isparta	A	208	308	2 931	2 600	8	172	181	379	220	2 113	24 738	23 032	1 492	1 219	2 513	106	1 009
	D	102	193	2 039	1 768	8	150	54	274	84	1 273	18 381	16 984	1 000	821	1 479	96	986
	E	106	115	892	832	-	22	127	105	136	840	6 357	6 048	492	398	1 034	10	23
TR613 Burdur	A	155	229	1 916	1 796	8	108	162	212	159	1 462	15 015	13 996	1 022	767	1 681	53	541
	D	68	137	1 305	1 237	6	100	62	162	58	846	10 645	9 780	668	478	968	49	514
	E	87	92	611	559	2	8	100	50	101	616	4 370	4 216	354	289	713	4	27
TR62	A	1 075	2 223	21 350	19 539	75	1 502	710	1 979	1 280	19 764	297 173	275 448	11 069	12 771	15 528	413	6 668
	D	696	1 806	17 773	16 183	50	1 342	449	1 614	604	15 055	252 613	233 448	8 684	10 776	11 272	375	6 252
	E	379	417	3 577	3 356	25	160	261	365	676	4 709	44 560	42 000	2 385	1 995	4 256	38	416
TR621 Adana	A	514	1 035	10 296	9 348	23	646	337	930	720	10 779	168 624	155 664	5 584	7 071	7 867	220	3 566
	D	365	875	8 859	8 032	23	627	200	808	334	8 418	147 180	135 577	4 603	6 256	6 081	205	3 443
	E	149	160	1 437	1 316	-	19	137	122	386	2 361	21 444	20 087	981	815	1 786	15	123
TR622 Mersin	A	561	1 188	11 054	10 191	52	856	373	1 049	560	8 985	128 549	119 784	5 485	5 700	7 661	193	3 102
	D	331	931	8 914	8 151	27	715	249	806	270	6 637	105 433	97 871	4 081	4 520	5 191	170	2 809
	E	230	257	2 140	2 040	25	141	124	243	290	2 348	23 116	21 913	1 404	1 180	2 470	23	293
TR63	A	995	1 736	17 408	15 813	110	1 003	704	1 560	1 645	19 506	253 056	235 281	12 464	9 365	13 375	323	5 087
	D	432	1 018	10 934	9 742	76	785	243	901	425	9 779	157 516	144 246	7 074	5 633	6 696	265	4 371
	E	563	718	6 474	6 071	34	218	461	659	1 220	9 727	95 540	91 035	5 390	3 732	6 679	58	716
TR631 Hatay	A	494	872	8 907	8 082	28	463	392	829	641	8 777	121 512	114 136	5 386	4 895	6 580	131	2 279
	D	190	466	5 126	4 572	19	344	134	477	176	4 152	67 277	62 220	2 646	2 588	2 980	105	1 849
	E	304	406	3 781	3 510	9	119	258	352	465	4 625	54 235	51 916	2 740	2 307	3 600	26	430
TR632 K.Maraş	A	328	566	5 489	5 018	59	338	220	468	777	7 612	91 374	84 507	4 994	2 917	4 511	126	1 765
	D	143	336	3 490	3 080	39	257	72	245	163	3 428	57 863	52 831	2 882	1 807	2 176	96	1 495
	E	185	230	1 999	1 938	20	81	148	223	614	4 184	33 511	31 676	2 112	1 110	2 335	30	270
TR633 Osmaniye	A	173	298	3 012	2 713	23	202	92	263	227	3 117	40 170	36 638	2 084	1 553	2 284	66	1 043
	D	99	216	2 318	2 090	18	184	37	179	86	2 199	32 376	29 195	1 546	1 238	1 540	64	1 027
	E	74	82	694	623	5	18	55	84	141	918	7 794	7 443	538	315	744	2	16
TR7 Orta Anadolu	A	1 744	2 698	23 828	22 209	111	1 339	1 468	2 505	2 480	25 913	291 655	275 030	16 937	12 135	23 375	619	7 512
	D	840	1 708	15 981	14 667	88	1 116	637	1 682	869	14 752	210 035	196 068	11 326	8 437	13 601	544	6 964
	E	904	990	7 847	7 542	23	223	831	823	1 611	11 161	81 620	78 962	5 611	3 698	9 774	75	548
TR71	A	769	1 171	10 508	10 001	58	687	475	1 075	895	9 887	115 051	107 570	6 986	5 293	9 803	268	3 025
	D	350	691	6 338	5 912	41	519	157	687	340	5 509	74 379	68 288	4 288	3 264	5 337	229	2 748
	E	419	480	4 170	4 089	17	168	318	388	555	4 378	40 672	39 282	2 698	2 029	4 466	39	277
TR711 Kırıkkale	A	93	177	1 439	1 303	6	106	66	170	120	1 675	19 942	18 504	1 104	898	1 561	55	673
	D	76	159	1 317	1 179	5	99	57	156	70	1 353	18 018	16 686	962	766	1 276	52	658
	E	17	18	122	124	1	7	9	14	50	322	1 924	1 818	142	132	285	3	15
TR 712 Aksaray	A	213	287	2 463	2 272	11	140	147	261	275	2 635	30 961	29 253	1 659	1 247	2 617	62	617
	D	81	146	1 393	1 257	5	114	36	161	85	1 262	18 110	16 732	924	718	1 289	44	513
	E	132	141	1 070	1 015	6	26	111	100	190	1 373	12 851	12 521	735	529	1 328	18	104
TR713 Niğde	A	187	268	2 475	2 459	9	124	116	267	214	2 255	27 706	25 945	1 625	1 297	2 328	53	605
	D	63	119	980	1 003	6	90	16	139	64	943	13 550	12 520	741	671	965	44	531
	E	124	149	1 495	1 456	3	34	100	128	150	1 312	14 156	13 425	884	626	1 363	9	74
TR714 Nevşehir	A	171	266	2 673	2 574	23	201	93	235	165	1 899	20 965	19 675					

## 1.16 Number of schools, divisions, students, teachers, master trainers and classrooms by Classification of Statistical Region Units Levels 1, 2, and 3 and level of education(Continued)

[The educational year 2008/09]

A.Total D.City E. Village

Secondary education																					SRE
Total of Secondary Education										Mesleki ve teknik											
Genel										Vocational and technical											
General										Vocational and technical											
Öğrenci		Öğretmen <sup>(1)</sup>		Derslik	Okul	Şube	Öğrenci		Öğretmen <sup>(1)</sup>		Derslik	Okul	Şube	Öğrenci		Öğretmen <sup>(1)</sup>		Derslik			
Erkek	Kadın	Erkek	Kadın				Erkek	Kadın	Erkek	Kadın				Erkek	Kadın	Erkek	Kadın		Erkek	Kadın	Erkek
Males	Females	Males	Females	Class-room	School	Division	Males	Females	Males	Females	Class-room	School	Division	Males	Females	Males	Females	Class-room			
59 952	52 314	4 192	1 938	3 507	142	2 106	32 382	30 267	2 160	1 008	1 995	163	1 831	27 570	22 047	2 032	930	1 512	A	TR52	
56 669	49 675	3 949	1 844	3 116	104	1 838	29 811	28 091	1 973	941	1 695	152	1 754	26 858	21 584	1 976	903	1 421	D		
3 283	2 639	243	94	391	38	268	2 571	2 176	187	67	300	11	77	712	463	56	27	91	E		
53 597	46 446	3 725	1 727	3 062	120	1 811	28 174	26 422	1 874	885	1 692	145	1 666	25 423	20 024	1 851	842	1 370	A	Konya TR521	
50 527	44 031	3 500	1 643	2 716	89	1 581	25 816	24 470	1 705	828	1 437	134	1 589	24 711	19 561	1 795	815	1 279	D		
3 070	2 415	225	84	346	31	230	2 358	1 952	169	57	255	11	77	712	463	56	27	91	E		
6 355	5 868	467	211	445	22	295	4 208	3 845	286	123	303	18	165	2 147	2 023	181	88	142	A	Karaman TR522	
6 142	5 644	449	201	400	15	257	3 995	3 621	268	113	258	18	165	2 147	2 023	181	88	142	D		
213	224	18	10	45	7	38	213	224	18	10	45	-	-	-	-	-	-	-	E		
266 974	233 187	16 075	10 106	14 063	553	10 124	159 665	158 526	9 481	6 104	8 962	532	6 286	107 309	74 661	6 594	4 002	5 101	A	Mediterranean TR6	
247 201	219 519	14 730	9 447	12 510	475	9 365	151 668	150 399	8 810	5 746	8 060	473	5 559	95 533	69 120	5 920	3 701	4 450	D		
19 773	13 668	1 345	659	1 553	78	759	7 997	8 127	671	358	902	59	727	11 776	5 941	674	301	651	E		
69 154	65 701	4 407	3 124	4 390	166	2 634	40 713	41 711	2 446	1 721	2 618	183	2 021	28 441	23 990	1 961	1 403	1 772	A	TR61	
65 341	62 454	4 093	2 941	3 971	139	2 435	38 913	39 725	2 267	1 623	2 370	169	1 866	26 428	22 729	1 826	1 318	1 601	D		
3 813	3 247	314	183	419	27	199	1 800	1 986	179	98	248	14	155	2 013	1 261	135	85	171	E		
51 196	48 822	2 794	2 230	2 869	98	1 860	31 908	32 009	1 607	1 292	1 779	92	1 245	19 288	16 813	1 187	938	1 090	A	Antalya TR611	
47 627	45 883	2 522	2 063	2 541	84	1 710	30 347	30 331	1 469	1 210	1 610	79	1 091	17 280	15 552	1 053	853	931	D		
3 569	2 939	272	167	328	14	150	1 561	1 678	138	82	169	13	154	2 008	1 261	134	85	159	E		
11 902	10 982	1 057	609	1 020	45	488	5 744	6 130	516	288	536	61	521	6 158	4 852	541	321	484	A	Isparta TR612	
11 792	10 847	1 037	603	970	36	466	5 639	5 995	497	282	498	60	520	6 153	4 852	540	321	472	D		
110	135	20	6	50	9	22	105	135	19	6	38	1	1	5	-	1	-	12	E		
6 056	5 897	556	285	501	23	286	3 061	3 572	323	141	303	30	255	2 995	2 325	233	144	198	A	Burdur TR613	
5 922	5 724	534	275	460	19	259	2 927	3 399	301	131	262	30	255	2 995	2 325	233	144	198	D		
134	173	22	10	41	4	27	134	173	22	10	41	-	-	-	-	-	-	-	E		
112 928	98 205	6 266	4 455	5 422	222	4 377	68 960	70 753	3 771	2 843	3 629	191	2 291	43 968	27 452	2 495	1 612	1 793	A	TR62	
107 505	94 216	5 892	4 259	4 996	197	4 144	66 670	68 464	3 578	2 729	3 347	178	2 108	40 835	25 752	2 314	1 530	1 649	D		
5 423	3 989	374	196	426	25	233	2 290	2 289	193	114	282	13	183	3 133	1 700	181	82	144	E		
64 114	54 642	3 132	2 344	2 823	121	2 348	38 737	40 129	1 878	1 465	1 962	99	1 218	25 377	14 513	1 254	879	861	A	Adana TR621	
62 603	53 428	3 055	2 303	2 688	109	2 247	37 554	39 021	1 820	1 435	1 850	96	1 196	25 049	14 407	1 235	868	838	D		
1 511	1 214	77	41	135	12	101	1 183	1 108	58	30	112	3	22	328	106	19	11	23	E		
48 814	43 563	3 134	2 111	2 599	101	2 029	30 223	30 624	1 893	1 378	1 667	92	1 073	18 591	12 939	1 241	733	932	A	Mersin TR622	
44 902	40 788	2 837	1 956	2 308	88	1 897	29 116	29 443	1 758	1 294	1 497	82	912	15 786	11 345	1 079	662	811	D		
3 912	2 775	297	155	291	13	132	1 107	1 181	135	84	170	10	161	2 805	1 594	162	71	121	E		
84 892	69 281	5 402	2 527	4 251	165	3 113	49 992	46 062	3 264	1 540	2 715	158	1 974	34 900	23 219	2 138	987	1 536	A	TR63	
74 355	62 849	4 745	2 247	3 543	139	2 786	46 085	42 210	2 965	1 394	2 343	126	1 585	28 270	20 639	1 780	853	1 200	D		
10 537	6 432	657	280	708	26	327	3 907	3 852	299	146	372	32	389	6 630	2 580	358	134	336	E		
38 486	32 937	2 177	1 311	1 868	71	1 505	24 466	23 128	1 401	862	1 281	60	774	14 020	9 809	776	449	587	A	Hatay TR631	
31 565	28 527	1 793	1 103	1 435	54	1 256	21 400	19 998	1 180	733	981	51	593	10 165	8 529	613	370	454	D		
6 921	4 410	384	208	433	17	249	3 066	3 130	221	129	300	9	181	3 855	1 280	163	79	133	E		
30 346	22 472	2 063	732	1 530	57	951	16 378	13 612	1 107	387	840	69	814	13 968	8 860	956	345	690	A	K.Maraş TR632	
26 850	20 622	1 807	665	1 270	50	889	15 657	13 062	1 046	375	783	46	606	11 193	7 560	761	290	487	D		
3 496	1 850	256	67	260	7	62	721	550	61	12	57	23	208	2 775	1 300	195	55	203	E		
16 060	13 872	1 162	484	853	37	657	9 148	9 322	756	291	594	29	386	6 912	4 550	406	193	259	A	Osmaniye TR633	
15 940	13 700	1 145	479	838	35	641	9 028	9 150	739	286	579	29	386	6 912	4 550	406	193	259	D		
120	172	17	5	15	2	16	120	172	17	5	15	-	-	-	-	-	-	-	E		
109 916	92 713	8 479	3 932	7 154	298	4 170	59 514	58 114	4 496	2 090	4 224	321	3 342	50 402	34 599	3 983	1 842	2 930	A	Central Anatolia TR7	
104 707	87 883	7 969	3 753	6 509	236	3 730	55 366	53 943	4 073	1 949	3 687	308	3 234	49 341	33 940	3 896	1 804	2 822	D		
5 209	4 830	510	179	645	62	440	4 148	4 171	423	141	537	13	108	1 061	659	87	38	108	E		
41 494	35 583	3 485	1 667	2 980	132	1 703	21 942	22 625	1 871	889	1 838	136	1 322	19 552	12 958	1 614	778	1 142	A	TR71	
38 938	33 183	3 241	1 565	2 638	101	1 482	19 907	20 631	1 672	806	1 553	128	1 266	19 031	12 552	1 569	759	1 085	D		
2 556	2 400	244	102	342	31	221	2 035	1 994	199	83	285	8	56	521	406	45	19	57	E		
10 194	8 066	721	409	657	26	376	5 038	5 052	371	199	391	29	297	5 156	3 014	350	210	266	A	Kırıkkale TR711	
10 088	7 916	712	403	640	24	367	4 967	4 991	367	198	380	28	291	5 121	2 925	345	205	260	D		
106	150	9	6	17	2	9	71	61	4	1	11	1	6	35	89	5	5	6	E		
8 756	7 375	736	312	544	36	370	4 800	4 992	426	184	348	26	247	3 956	2 383	310	128	196	A	Aksaray TR712	
7 838	6 498	644	270	450	21	285	4 014	4 238	345	148	267	23	228	3 824	2 260	299	122	183	D		
918	877	92	42	94	15	85	786	754	81	36	81	3	19	132	123	11	6	13	E		
8 315	7 401	694	333	647	24	326	4 360	4 294	367	174	413	29	279	3 955	3 107	327	159	234	A	Niğde TR713	
7 619	6 815	629	309	562	18	270	3 846	3 822	317	154	354	26	261	3 773	2 993	312	155	208	D		
696	586	65	24	85	6	56	514	472	50	20	59	3	18	182	114	15	4	26	E		
7 173	6 600	680	345	660	25	315	3 572	4 025	344	173	397	28	283	3 601	2 575	336	172	263	A	Nevşehir TR714	
6 534	6 039	622	322	531	19	260	3 105	3 544	300	154	280	27	270	3 429	2 495	322	168	251	D		
639	561																				

## 1.16 İstatistikî Bölge Birimleri Sınıflaması 1. , 2. ve 3. düzey ve eğitim seviyesine göre okul, şube, öğrenci, öğretmen, usta öğretici ve derslik sayısı (devam)

[2008/'09 öğretim yılı]

A. Toplam

D. Şehir

E. Köy

İBBS	Okul School	Şube Division	Okul öncesi Pre-Primary Education						İlköğretim Primary Education						Ortaöğretim Ortaöğretim toplamı				
			Öğrenci Student		Öğretmen <sup>(1)</sup> Teacher <sup>(1)</sup>		Kadrosuz usta öğreticiler Temporary master trainer	Derslik Class- room	Okul School		Şube Division		Öğrenci Student		Öğretmen <sup>(1)</sup> Teacher <sup>(1)</sup>		Derslik Class- room	Okul School	Şube Division
			Erkek Males	Kadın Females	Erkek Males	Kadın Females			Erkek Males	Kadın Females	Erkek Males	Kadın Females	Erkek Males	Kadın Females	Erkek Males	Kadın Females			
TR72	A	975	1 527	13 320	12 208	53	652	993	1 430	1 585	16 026	176 604	167 460	9 951	6 842	13 572	351	4 487	
	D	490	1 017	9 643	8 755	47	597	480	995	529	9 243	135 656	127 780	7 038	5 173	8 264	315	4 216	
	E	485	510	3 677	3 453	6	55	513	435	1 056	6 783	40 948	39 680	2 913	1 669	5 308	36	271	
TR721 Kayseri	A	402	723	6 746	6 127	15	315	440	670	558	7 033	93 674	88 318	4 331	3 722	6 048	163	2 261	
	D	252	562	5 453	4 934	14	302	285	523	265	5 068	79 669	74 743	3 510	3 083	4 321	146	2 111	
	E	150	161	1 293	1 193	1	13	155	147	293	1 965	14 005	13 575	821	639	1 727	17	150	
TR722 Sivas	A	261	377	3 193	2 991	24	206	191	446	569	4 967	47 496	44 897	2 985	1 818	3 976	96	1 256	
	D	132	243	2 261	2 120	20	174	78	288	161	2 496	34 891	32 693	2 016	1 325	2 336	88	1 192	
	E	129	134	932	871	4	32	113	158	408	2 471	12 605	12 204	969	493	1 640	8	64	
TR723 Yozgat	A	312	427	3 381	3 090	14	131	362	314	458	4 026	35 434	34 245	2 635	1 302	3 548	92	970	
	D	106	212	1 929	1 701	13	121	117	184	103	1 679	21 096	20 344	1 512	765	1 607	81	913	
	E	206	215	1 452	1 389	1	10	245	130	355	2 347	14 338	13 901	1 123	537	1 941	11	57	
TR8 Batı Karadeniz	A	2 052	3 123	27 532	25 732	89	1 671	1 356	2 723	3 210	29 978	308 583	291 678	17 794	14 094	24 715	724	9 184	
	D	928	1 896	18 457	17 191	70	1 425	481	1 776	840	14 848	209 553	196 016	11 441	9 143	13 159	662	8 593	
	E	1 124	1 227	9 075	8 541	19	246	875	947	2 370	15 130	99 030	95 662	6 353	4 951	11 556	62	591	
TR81	A	365	571	5 000	4 635	16	414	237	491	492	5 489	64 461	60 408	3 418	3 195	5 005	173	2 183	
	D	185	366	3 366	3 139	9	313	88	327	161	2 789	39 064	35 603	1 861	1 984	2 445	135	1 811	
	E	180	205	1 634	1 496	7	101	149	164	331	2 700	25 397	24 805	1 557	1 211	2 560	38	372	
TR811 Zonguldak	A	215	336	2 946	2 704	8	240	131	289	307	3 395	39 489	36 738	1 852	1 988	2 835	94	1 242	
	D	103	203	1 892	1 742	4	185	42	185	83	1 570	22 463	20 205	893	1 207	1 250	64	948	
	E	112	133	1 054	962	4	55	89	104	224	1 825	17 026	16 533	959	781	1 585	30	294	
TR812 Karabük	A	64	116	1 071	1 009	5	84	37	100	76	1 034	13 605	12 512	827	663	1 042	44	533	
	D	55	106	989	945	4	80	32	90	57	860	11 815	10 877	703	555	851	42	514	
	E	9	10	82	64	1	4	5	10	19	174	1 790	1 635	124	108	191	2	19	
TR813 Bartın	A	86	119	983	922	3	90	69	102	109	1 060	11 367	11 158	739	544	1 128	35	408	
	D	27	57	485	452	1	48	14	52	21	359	4 786	4 521	265	222	344	29	349	
	E	59	62	498	470	2	42	55	50	88	701	6 581	6 637	474	322	784	6	59	
TR82	A	282	437	3 705	3 462	22	308	181	410	606	4 997	44 583	42 092	2 788	2 201	4 323	176	1 722	
	D	164	309	2 860	2 648	17	255	98	292	163	2 438	32 532	30 525	1 896	1 492	2 540	171	1 676	
	E	118	128	845	814	5	53	83	118	443	2 559	12 051	11 567	892	709	1 783	5	46	
TR821 Kastamonu	A	120	184	1 638	1 519	14	164	45	176	307	2 418	21 363	20 292	1 403	1 091	1 912	77	753	
	D	75	135	1 312	1 216	12	131	24	139	84	1 134	15 116	14 286	938	705	1 090	75	737	
	E	45	49	326	303	2	33	21	37	223	1 284	6 247	6 006	465	386	822	2	16	
TR822 Çankırı	A	72	120	1 011	980	1	79	56	110	114	1 058	10 686	9 949	630	493	1 075	44	472	
	D	43	91	829	783	1	71	34	81	42	660	9 161	8 453	512	407	771	44	472	
	E	29	29	182	197	-	8	22	29	72	398	1 525	1 496	118	86	304	-	-	
TR823 Sinop	A	90	133	1 056	963	7	65	80	124	185	1 521	12 534	11 851	755	617	1 336	55	497	
	D	46	83	719	649	4	53	40	72	37	644	8 255	7 786	446	380	679	52	467	
	E	44	50	337	314	3	12	40	52	148	877	4 279	4 065	309	237	657	3	30	
TR83	A	1 405	2 115	18 827	17 635	51	949	938	1 822	2 112	19 492	199 539	189 178	11 588	8 698	15 387	375	5 279	
	D	579	1 221	12 231	11 404	44	857	295	1 157	516	9 621	137 957	129 888	7 684	5 667	8 174	356	5 106	
	E	826	894	6 596	6 231	7	92	643	665	1 596	9 871	61 582	59 290	3 904	3 031	7 213	19	173	
TR831 Samsun	A	624	948	8 466	7 816	20	432	380	706	953	8 875	93 376	89 438	4 740	4 404	6 306	140	2 281	
	D	236	528	5 217	4 803	18	397	90	525	201	4 180	62 912	60 107	3 070	2 888	3 208	130	2 169	
	E	388	420	3 249	3 013	2	35	290	181	752	4 695	30 464	29 331	1 670	1 516	3 098	10	112	
TR832 Tokat	A	344	466	3 734	3 467	17	178	239	418	498	4 479	45 007	42 224	2 974	1 737	4 043	94	1 173	
	D	118	226	2 105	1 908	15	137	73	181	122	2 040	29 523	27 483	1 845	1 035	1 963	90	1 154	
	E	226	240	1 629	1 559	2	41	166	237	376	2 439	15 484	14 741	1 129	702	2 080	4	19	
TR833 Çorum	A	239	340	2 631	2 500	6	178	132	367	448	4 018	38 871	36 728	2 498	1 455	2 998	76	1 050	
	D	132	232	1 914	1 824	6	175	47	244	112	2 051	28 528	26 577	1 744	935	1 716	74	1 029	
	E	107	108	717	676	-	3	85	123	336	1 967	10 343	10 151	754	520	1 282	2	21	
TR834 Amasya	A	198	361	3 996	3 852	8	161	187	331	213	2 120	22 285	20 788	1 376	1 102	2 040	65	775	
	D	93	235	2 995	2 869	5	148	85	207	81	1 350	16 994	15 721	1 025	809	1 287	62	754	
	E	105	126	1 001	983	3	13	102	124	132	770	5 291	5 067	351	293	753	3	21	

## 1.16 Number of schools, divisions, students, teachers, master trainers and classrooms by Classification of Statistical Region Units Levels 1, 2, and 3 and level of education(Continued)

[The educational year 2008/09]

A.Total

D.City

E. Village

Secondary education																		SRE									
Total of Secondary Education									Genel General									Mesleki ve teknik Vocational and technical									
Öğrenci Student			Öğretmen <sup>(1)</sup> Teacher <sup>(1)</sup>				Derslik Class-room			Okul School			Şube Division			Öğrenci Student			Öğretmen <sup>(1)</sup> Teacher <sup>(1)</sup>				Derslik Class-room				
Erkek Males	Kadın Females		Erkek Males	Kadın Females		Okul School	Şube Division		Erkek Males	Kadın Females		Okul School	Şube Division		Erkek Males	Kadın Females		Erkek Males	Kadın Females		Erkek Males	Kadın Females		Okul School	Şube Division		
68 422	57 130	4 994	2 265	4 174	166	2 467	37 572	35 489	2 625	1 201	2 386	185	2 020	30 850	21 641	2 369	1 064	1 788	A							TR72	
65 769	54 700	4 728	2 188	3 871	135	2 248	35 459	33 312	2 401	1 143	2 134	180	1 968	30 310	21 388	2 327	1 045	1 737	D								
2 653	2 430	266	77	303	31	219	2 113	2 177	224	58	252	5	52	540	253	42	19	51	E								
36 131	31 861	2 634	1 325	2 024	84	1 325	20 415	21 068	1 412	723	1 219	79	936	15 716	10 793	1 222	602	805	A							Kayseri TR721	
34 632	30 240	2 463	1 271	1 866	69	1 195	19 010	19 552	1 256	680	1 079	77	916	15 622	10 688	1 207	591	787	D								
1 499	1 621	171	54	158	15	130	1 405	1 516	156	43	140	2	20	94	105	15	11	18	E								
19 211	15 223	1 321	606	1 143	44	685	10 836	9 356	733	315	650	52	571	8 375	5 867	588	291	493	A							Sivas TR722	
18 679	14 750	1 272	598	1 075	37	633	10 433	8 922	692	309	591	51	559	8 246	5 828	580	289	484	D								
532	473	49	8	68	7	52	403	434	41	6	59	1	12	129	39	8	2	9	E								
13 080	10 046	1 039	334	1 007	38	457	6 321	5 065	480	163	517	54	513	6 759	4 981	559	171	490	A							Yozgat TR723	
12 458	9 710	993	319	930	29	420	6 016	4 838	453	154	464	52	493	6 442	4 872	540	165	466	D								
622	336	46	15	77	9	37	305	227	27	9	53	2	20	317	109	19	6	24	E								
127 136	108 761	9 796	5 373	8 202	280	4 596	60 839	64 246	4 716	2 819	4 431	444	4 588	66 297	44 515	5 080	2 554	3 771	A							West Black Sea TR8	
121 320	103 676	9 267	5 109	7 615	253	4 311	58 248	61 369	4 434	2 672	4 118	409	4 282	63 072	42 307	4 833	2 437	3 497	D								
5 816	5 085	529	264	587	27	285	2 591	2 877	282	147	313	35	306	3 225	2 208	247	117	274	E								
29 032	24 663	2 141	1 401	1 985	68	1 066	13 154	14 781	967	759	1 111	105	1 117	15 878	9 882	1 174	642	874	A							TR81	
25 494	21 496	1 839	1 239	1 599	53	882	11 643	12 775	804	667	902	82	929	13 851	8 721	1 035	572	697	D								
3 538	3 167	302	162	386	15	184	1 511	2 006	163	92	209	23	188	2 027	1 161	139	70	177	E								
17 565	14 698	1 155	813	1 091	38	658	8 282	9 303	542	486	662	56	584	9 283	5 395	613	327	429	A							Zonguldak TR811	
14 620	11 996	903	676	789	24	483	6 843	7 370	387	397	463	40	465	7 777	4 626	516	279	326	D								
2 945	2 702	252	137	302	14	175	1 439	1 933	155	89	199	16	119	1 506	769	97	48	103	E								
6 641	5 897	619	349	544	21	270	3 279	3 576	308	171	314	23	263	3 362	2 321	311	178	230	A							Karabük TR812	
6 515	5 775	605	344	524	20	261	3 207	3 503	300	168	304	22	253	3 308	2 272	305	176	220	D								
126	122	14	5	20	1	9	72	73	8	3	10	1	10	54	49	6	2	10	E								
4 826	4 068	367	239	350	9	138	1 593	1 902	117	102	135	26	270	3 233	2 166	250	137	215	A							Bartın TR813	
4 359	3 725	331	219	286	9	138	1 593	1 902	117	102	135	20	211	2 766	1 823	214	117	151	D								
467	343	36	20	64	-	-	-	-	-	-	-	6	59	467	343	36	20	64	E								
20 411	16 403	1 702	948	1 581	61	730	8 042	9 020	723	425	732	115	992	12 377	7 383	979	523	849	A							TR82	
20 111	15 939	1 662	919	1 546	58	706	7 869	8 858	700	410	715	113	970	12 242	7 081	962	509	831	D								
308	464	40	29	35	3	24	173	162	23	15	17	2	22	135	302	17	14	18	E								
9 554	7 665	763	404	668	29	332	3 844	4 282	320	187	324	48	421	5 710	3 383	443	217	344	A							Kastamonu TR821	
9 528	7 388	753	394	656	28	325	3 818	4 239	318	185	317	47	412	5 710	3 149	435	209	339	D								
26	277	10	10	12	1	7	26	43	2	2	7	1	9	-	234	8	8	5	E								
5 338	3 903	463	235	442	13	164	1 831	1 758	189	91	179	31	308	3 507	2 145	274	144	263	A							Çankırı TR822	
5 338	3 903	463	235	442	13	164	1 831	1 758	189	91	179	31	308	3 507	2 145	274	144	263	D								
-	-	-	-	-	-	-	-	-	-	-	-	-	-	-	-	-	-	-	-	E							
5 527	4 835	476	309	471	19	234	2 367	2 980	214	147	229	36	263	3 160	1 855	262	162	242	A							Sinop TR823	
5 245	4 648	446	290	448	17	217	2 220	2 861	193	134	219	35	250	3 025	1 787	253	156	229	D								
282	187	30	19	23	2	17	147	119	21	13	10	1	13	135	68	9	6	13	E								
77 685	67 695	5 953	3 024	4 636	151	2 800	39 643	40 445	3 026	1 635	2 588	224	2 479	38 042	27 250	2 927	1 389	2 048	A							TR83	
75 715	66 241	5 766	2 951	4 470	142	2 723	38 736	39 736	2 930	1 595	2 501	214	2 383	36 979	26 505	2 836	1 356	1 969	D								
1 970	1 454	187	73	166	9	77	907	709	96	40	87	10	96	1 063	745	91	33	79	E								
34 879	32 308	2 513	1 569	1 889	62	1 290	18 579	19 794	1 354	927	1 083	78	991	16 300	12 514	1 159	642	806	A							Samsun TR831	
33 637	31 273	2 383	1 513	1 775	55	1 224	17 792	19 181	1 263	892	1 008	75	945	15 845	12 092	1 120	621	767	D								
1 242	1 035	130	56	114	7	66	787	613	91	35	75	3	46	455	422	39	21	39	E								
17 925	14 175	1 427	524	1 063	34	590	8 470	8 287	667	253	576	60	583	9 455	5 888	760	271	487	A							Tokat TR832	
17 735	14 034	1 413	521	1 050	33	586	8 442	8 261	664	253	571	57	568	9 293	5 773	749	268	479	D								
190	141	14	3	13	1	4	28	26	3	-	5	3	15	162	115	11	3	8	E								
14 824	12 572	1 193	521	957	35	586	8 189	8 084	651	267	552	41	464	6 635	4 488	542	254	405	A							Çorum TR833	
14 650	12 431	1 165	518	941	35	586	8 189	8 084	651	267	552	39	443	6 461	4 347	514	251	389	D								
174	141	28	3	16	-	-	-	-	-	-	-	2	21	174	141	28	3	16	E								
10 057	8 640	820	410	727	20	334	4 405	4 280	354	188	377	45	441	5 652	4 360	466	222	350	A							Amasya TR834	
9 693	8 503	805	399	704	19	327	4 313	4 210	352	183	370	43	427	5 380	4 293	453	216	334	D								
364	137	15	11	23	1	7	92	70	2	5	7	2	14	272	67	13	6	16	E								

**1.16 İstatistikî Bölge Birimleri Sınıflaması 1. , 2. ve 3. düzey ve eğitim seviyesine göre okul, şube, öğrenci, öğretmen, usta öğretici ve derslik sayısı (devam)**

[2008/'09 öğretim yılı]

İBBS	A. Toplam		D. Şehir				E. Köy				Okul öncesi Pre-Primary Education				İlköğretim Primary Education				Ortaöğretim Ortaöğretim toplamı	
	Okul School	Şube Division	Öğrenci Student		Öğretmen <sup>(1)</sup> Teacher <sup>(1)</sup>		Kadrosuz usta öğreticiler Temporary master trainer	Derslik Class- room	Okul School	Şube Division	Öğrenci Student		Öğretmen <sup>(1)</sup> Teacher <sup>(1)</sup>		Derslik Class- room	Okul School	Şube Division			
			Erkek Males	Kadın Females	Erkek Males	Kadın Females					Erkek Males	Kadın Females	Erkek Males	Kadın Females						
TR9 Doğu Karadeniz	A	1086	1935	19767	18933	70	951	992	1700	1552	15831	171289	163354	10598	7846	14534	452	5745		
	D	504	1273	13475	12782	56	780	503	1113	451	8460	116890	111054	6385	4852	7494	401	5258		
	E	582	662	6292	6151	14	171	489	587	1101	7371	54399	52300	4213	2994	7040	51	487		
TR90	A	1086	1935	19767	18933	70	951	992	1700	1552	15831	171289	163354	10598	7846	14534	452	5745		
	D	504	1273	13475	12782	56	780	503	1113	451	8460	116890	111054	6385	4852	7494	401	5258		
	E	582	662	6292	6151	14	171	489	587	1101	7371	54399	52300	4213	2994	7040	51	487		
TR901 Trabzon	A	372	754	9022	8718	25	270	471	558	402	4445	50139	48210	3198	2624	4392	126	1753		
	D	144	467	5641	5361	19	208	245	351	107	2321	33276	31770	1790	1467	2093	104	1564		
	E	228	287	3381	3357	6	62	226	207	295	2124	16863	16440	1408	1157	2299	22	189		
TR902 Ordu	A	214	353	3152	2948	10	241	86	333	455	4573	51289	48970	2989	2120	3653	98	1407		
	D	102	238	2291	2085	10	198	36	220	133	2395	33294	31611	1812	1284	1760	82	1216		
	E	112	115	861	863	-	43	50	113	322	2178	17995	17359	1177	836	1893	16	191		
TR903 Giresun	A	184	309	2771	2682	11	217	111	308	271	2565	27524	25913	1749	1180	2307	93	1030		
	D	102	224	2125	2046	8	186	46	216	82	1438	19952	18745	1118	814	1274	90	1008		
	E	82	85	646	636	3	31	65	92	189	1127	7572	7168	631	366	1033	3	22		
TR904 Rize	A	144	273	2912	2875	9	112	156	221	132	1862	22460	21317	1312	1082	1971	68	826		
	D	81	202	2149	2137	9	95	103	158	61	1244	17084	16285	860	749	1225	63	800		
	E	63	71	763	738	-	17	53	63	71	618	5376	5032	452	333	746	5	26		
TR905 Artvin	A	81	124	976	943	10	64	75	124	120	1171	10491	9969	715	481	1145	40	434		
	D	49	89	748	726	6	55	47	89	36	614	7349	6925	426	315	636	36	383		
	E	32	35	228	217	4	9	28	35	84	557	3142	3044	289	166	509	4	51		
TR906 Gümüşhane	A	91	122	934	767	5	47	93	156	172	1215	9386	8975	635	359	1066	27	295		
	D	26	53	521	427	4	38	26	79	32	448	5935	5718	379	223	506	26	287		
	E	65	69	413	340	1	9	67	77	140	767	3451	3257	256	136	560	1	8		
TRA Kuzeydoğu Anadolu	A	1010	1382	13639	12663	78	668	662	1233	2742	22014	214183	197431	9650	7784	14075	293	3463		
	D	405	735	8094	7337	57	457	276	707	501	8238	124971	113211	5482	4575	6556	273	3324		
	E	605	647	5545	5326	21	211	386	526	2241	13776	89212	84220	4168	3209	7519	20	139		
TRA1	A	466	632	6814	6073	30	341	224	532	1268	10470	91191	85345	5067	3994	6941	169	2007		
	D	229	392	4595	3992	23	265	126	361	295	4652	61044	56588	3217	2708	3754	158	1929		
	E	237	240	2219	2081	7	76	98	171	973	5818	30147	28757	1850	1286	3187	11	78		
TRA11 Erzurum	A	302	417	5014	4343	17	224	109	325	985	8143	69846	65118	3693	2990	4776	100	1317		
	D	152	265	3397	2856	13	174	83	228	217	3537	46449	42879	2353	2036	2581	95	1277		
	E	150	152	1617	1487	4	50	26	97	768	4606	23397	22239	1340	954	2195	5	40		
TRA12 Erzincan	A	108	150	1309	1244	8	92	65	158	170	1500	15215	14511	949	740	1473	53	537		
	D	56	98	950	875	5	73	30	101	56	805	10891	10331	610	493	838	48	503		
	E	52	52	359	369	3	19	35	57	114	695	4324	4180	339	247	635	5	34		
TRA13 Bayburt	A	56	65	491	486	5	25	50	49	113	827	6130	5716	425	264	692	16	153		
	D	21	29	248	261	5	18	13	32	22	310	3704	3378	254	179	335	15	149		
	E	35	36	243	225	-	7	37	17	91	517	2426	2338	171	85	357	1	4		
TRA2	A	544	750	6825	6590	48	327	438	701	1474	11544	122992	112086	4583	3790	7134	124	1456		
	D	176	343	3499	3345	34	192	150	346	206	3586	63927	56623	2265	1867	2802	115	1395		
	E	368	407	3326	3245	14	135	288	355	1268	7958	59065	55463	2318	1923	4332	9	61		
TRA21 Ağrı	A	159	234	2260	2063	24	113	126	252	685	5480	66801	60281	1967	1659	2994	44	532		
	D	72	140	1389	1248	18	78	68	138	90	1834	37438	32198	1117	879	1353	44	532		
	E	87	94	871	815	6	35	58	114	595	3646	29363	28083	850	780	1641	-	-		
TRA22 Kars	A	178	233	1847	1873	9	97	141	220	424	3148	28318	25972	1239	1100	1977	36	403		
	D	49	93	805	779	6	52	43	116	59	796	11892	10808	513	472	664	34	386		
	E	129	140	1042	1094	3	45	98	104	365	2352	16426	15164	726	628	1313	2	17		
TRA23 Iğdır	A	101	164	1740	1719	14	61	109	114	167	1595	19076	17611	938	605	1191	22	317		
	D	37	81	1043	1070	10	38	36	56	37	678	10983	10235	469	342	515	19	290		
	E	64	83	697	649	4	23	73	58	130	917	8093	7376	469	263	676	3	27		
TRA24 Ardahan	A	106	119	978	935	1	56	62	115	198	1321	8797	8222	439	426	972	22	204		
	D	18	29	262	248	-	24	3	36	20	278	3614	3382	166	174	270	18	187		
	E	88	90	716	687	1	32	59	79	178	1043	5183	4840	273	252	702	4	17		





**1.16 İstatistikî Bölge Birimleri Sınıflaması 1. , 2. ve 3. düzey ve eğitim seviyesine göre okul, şube, öğrenci, öğretmen, usta öğretici ve derslik sayısı (devam)**

[2008/'09 öğretim yılı]

İBBS	A. Toplam		D. Şehir		E. Köy		Okul öncesi Pre-Primary Education				İlköğretim Primary Education				Ortaöğretim Ortaöğretim toplamı			
	Okul School	Şube Division	Öğrenci Student		Öğretmen <sup>(1)</sup> Teacher <sup>(1)</sup>		Kadrosuz usta öğreticiler Temporary master trainer	Derslik Class- room	Okul School	Şube Division	Öğrenci Student		Öğretmen <sup>(1)</sup> Teacher <sup>(1)</sup>		Derslik Class- room	Okul School	Şube Division	
			Erkek Males	Kadın Females	Erkek Males	Kadın Females					Erkek Males	Kadın Females	Erkek Males	Kadın Females				
<b>TRB Orta Doğu</b>	<b>A</b>	<b>1 677</b>	<b>2 852</b>	<b>28 286</b>	<b>26 080</b>	<b>166</b>	<b>1 260</b>	<b>1 735</b>	<b>2 316</b>	<b>3 366</b>	<b>30 904</b>	<b>360 362</b>	<b>324 735</b>	<b>15 470</b>	<b>11 487</b>	<b>19 723</b>	<b>440</b>	<b>5 780</b>
<b>Anadolu</b>	D	669	1 530	16 376	14 731	123	951	669	1 366	672	13 374	211 785	189 738	9 411	7 169	10 196	394	5 381
	E	1 008	1 322	11 910	11 349	43	309	1 066	950	2 694	17 530	148 577	134 997	6 059	4 318	9 527	46	399
<b>TRB1</b>	<b>A</b>	<b>745</b>	<b>1 277</b>	<b>11 834</b>	<b>10 995</b>	<b>63</b>	<b>621</b>	<b>617</b>	<b>1 040</b>	<b>1 335</b>	<b>12 816</b>	<b>129 941</b>	<b>121 280</b>	<b>7 496</b>	<b>5 430</b>	<b>8 713</b>	<b>245</b>	<b>3 290</b>
	D	335	801	8 012	7 399	45	513	254	653	327	6 524	92 174	86 004	5 029	3 811	4 946	215	3 041
	E	410	476	3 822	3 596	18	108	363	387	1 008	6 292	37 767	35 276	2 467	1 619	3 767	30	249
<b>TRB11 Malatya</b>	<b>A</b>	<b>313</b>	<b>531</b>	<b>5 205</b>	<b>4 850</b>	<b>30</b>	<b>252</b>	<b>262</b>	<b>407</b>	<b>570</b>	<b>5 618</b>	<b>58 579</b>	<b>54 756</b>	<b>3 467</b>	<b>2 598</b>	<b>3 874</b>	<b>117</b>	<b>1 648</b>
	D	142	333	3 497	3 318	17	204	112	242	132	2 798	41 333	38 209	2 229	1 784	2 100	92	1 421
	E	171	198	1 708	1 532	13	48	150	165	438	2 820	17 246	16 547	1 238	814	1 774	25	227
<b>TRB12 Elazığ</b>	<b>A</b>	<b>246</b>	<b>451</b>	<b>4 189</b>	<b>3 750</b>	<b>19</b>	<b>223</b>	<b>209</b>	<b>360</b>	<b>392</b>	<b>4 118</b>	<b>43 475</b>	<b>41 067</b>	<b>2 522</b>	<b>1 741</b>	<b>2 693</b>	<b>71</b>	<b>1 060</b>
	D	118	305	3 050	2 710	16	190	106	262	114	2 447	34 018	31 739	1 882	1 322	1 707	68	1 047
	E	128	146	1 139	1 040	3	33	103	98	278	1 671	9 457	9 328	640	419	986	3	13
<b>TRB13 Bingöl</b>	<b>A</b>	<b>145</b>	<b>217</b>	<b>1 853</b>	<b>1 858</b>	<b>10</b>	<b>89</b>	<b>118</b>	<b>191</b>	<b>327</b>	<b>2 627</b>	<b>23 826</b>	<b>21 448</b>	<b>1 180</b>	<b>805</b>	<b>1 599</b>	<b>32</b>	<b>377</b>
	D	48	107	1 014	960	8	73	25	85	55	963	13 685	12 935	690	476	727	32	377
	E	97	110	839	898	2	16	93	106	272	1 664	10 141	8 513	490	329	872	-	-
<b>TRB14 Tunceli</b>	<b>A</b>	<b>41</b>	<b>78</b>	<b>587</b>	<b>537</b>	<b>4</b>	<b>57</b>	<b>28</b>	<b>82</b>	<b>46</b>	<b>453</b>	<b>4 061</b>	<b>4 009</b>	<b>327</b>	<b>286</b>	<b>547</b>	<b>25</b>	<b>205</b>
	D	27	56	451	411	4	46	11	64	26	316	3 138	3 121	228	229	412	23	196
	E	14	22	136	126	-	11	17	18	20	137	923	888	99	57	135	2	9
<b>TRB2</b>	<b>A</b>	<b>932</b>	<b>1 575</b>	<b>16 452</b>	<b>15 085</b>	<b>103</b>	<b>639</b>	<b>1 118</b>	<b>1 276</b>	<b>2 031</b>	<b>18 088</b>	<b>230 421</b>	<b>203 455</b>	<b>7 974</b>	<b>6 057</b>	<b>11 010</b>	<b>195</b>	<b>2 490</b>
	D	334	729	8 364	7 332	78	438	415	713	345	6 850	119 611	103 734	4 382	3 358	5 250	179	2 340
	E	598	846	8 088	7 753	25	201	703	563	1 686	11 238	110 810	99 721	3 592	2 699	5 760	16	150
<b>TRB21 Van</b>	<b>A</b>	<b>343</b>	<b>634</b>	<b>7 038</b>	<b>6 449</b>	<b>57</b>	<b>341</b>	<b>401</b>	<b>506</b>	<b>855</b>	<b>8 270</b>	<b>119 146</b>	<b>103 692</b>	<b>3 857</b>	<b>2 844</b>	<b>4 992</b>	<b>83</b>	<b>1 179</b>
	D	139	352	4 088	3 693	45	234	199	302	153	3 525	65 203	55 877	2 268	1 709	2 535	73	1 071
	E	204	282	2 950	2 756	12	107	202	204	702	4 745	53 943	47 815	1 589	1 135	2 457	10	108
<b>TRB22 Muş</b>	<b>A</b>	<b>248</b>	<b>404</b>	<b>4 373</b>	<b>3 971</b>	<b>14</b>	<b>116</b>	<b>324</b>	<b>310</b>	<b>456</b>	<b>3 872</b>	<b>47 704</b>	<b>42 454</b>	<b>1 683</b>	<b>1 276</b>	<b>2 463</b>	<b>40</b>	<b>442</b>
	D	66	126	1 693	1 353	6	73	67	137	63	1 097	17 915	16 340	694	565	884	36	414
	E	182	278	2 680	2 618	8	43	257	173	393	2 775	29 789	26 114	989	711	1 579	4	28
<b>TRB23 Bitlis</b>	<b>A</b>	<b>242</b>	<b>374</b>	<b>3 532</b>	<b>3 296</b>	<b>20</b>	<b>113</b>	<b>269</b>	<b>316</b>	<b>420</b>	<b>3 379</b>	<b>36 581</b>	<b>31 804</b>	<b>1 540</b>	<b>1 125</b>	<b>2 297</b>	<b>40</b>	<b>414</b>
	D	93	171	1 720	1 517	16	78	98	151	85	1 242	20 209	16 417	894	588	1 222	40	414
	E	149	203	1 812	1 779	4	35	171	165	335	2 137	16 372	15 387	646	537	1 075	-	-
<b>TRB 24 Hakkari</b>	<b>A</b>	<b>99</b>	<b>163</b>	<b>1 509</b>	<b>1 369</b>	<b>12</b>	<b>69</b>	<b>124</b>	<b>144</b>	<b>300</b>	<b>2 567</b>	<b>26 990</b>	<b>25 505</b>	<b>894</b>	<b>812</b>	<b>1 258</b>	<b>32</b>	<b>455</b>
	D	36	80	863	769	11	53	51	123	44	986	16 284	15 100	526	496	609	30	441
	E	63	83	646	600	1	16	73	21	256	1 581	10 706	10 405	368	316	649	2	14
<b>TRC Güneydoğu</b>	<b>A</b>	<b>2 661</b>	<b>5 106</b>	<b>55 642</b>	<b>50 027</b>	<b>288</b>	<b>2 107</b>	<b>3 213</b>	<b>3 676</b>	<b>5 616</b>	<b>58 124</b>	<b>824 508</b>	<b>751 155</b>	<b>30 897</b>	<b>20 326</b>	<b>35 259</b>	<b>577</b>	<b>9 537</b>
<b>Anadolu</b>	D	1 194	3 281	37 558	33 021	241	1 701	1 760	2 338	1 179	29 543	571 038	518 311	20 337	14 325	20 444	527	9 104
	E	1 467	1 825	18 084	17 006	47	406	1 453	1 338	4 437	28 581	253 470	232 844	10 560	6 001	14 815	50	433
<b>TRC1</b>	<b>A</b>	<b>772</b>	<b>1 457</b>	<b>14 598</b>	<b>12 941</b>	<b>91</b>	<b>744</b>	<b>777</b>	<b>1 280</b>	<b>1 422</b>	<b>16 561</b>	<b>232 611</b>	<b>216 361</b>	<b>9 810</b>	<b>6 581</b>	<b>10 648</b>	<b>206</b>	<b>3 454</b>
	D	408	1 046	11 154	9 729	73	645	428	898	398	10 226	188 315	173 943	7 055	5 336	7 238	190	3 318
	E	364	411	3 444	3 212	18	99	349	382	1 024	6 335	44 296	42 418	2 755	1 245	3 410	16	136
<b>TRC11 Gaziantep</b>	<b>A</b>	<b>417</b>	<b>918</b>	<b>9 671</b>	<b>8 431</b>	<b>42</b>	<b>422</b>	<b>495</b>	<b>802</b>	<b>625</b>	<b>9 857</b>	<b>164 926</b>	<b>152 403</b>	<b>5 588</b>	<b>4 465</b>	<b>6 604</b>	<b>118</b>	<b>2 138</b>
	D	274	747	8 074	6 990	39	410	343	642	255	7 486	145 942	134 317	4 675	4 038	5 161	113	2 094
	E	143	171	1 597	1 441	3	12	152	160	370	2 371	18 984	18 086	913	427	1 443	5	44
<b>TRC12 Adıyaman</b>	<b>A</b>	<b>280</b>	<b>418</b>	<b>3 803</b>	<b>3 465</b>	<b>43</b>	<b>262</b>	<b>241</b>	<b>381</b>	<b>684</b>	<b>5 762</b>	<b>57 060</b>	<b>53 458</b>	<b>3 650</b>	<b>1 761</b>	<b>3 251</b>	<b>66</b>	<b>1 077</b>
	D	98	219	2 265	2 006	28	182	71	188	108	2 251	34 316	31 783	1 954	1 021	1 535	55	985
	E	182	199	1 538	1 459	15	80	170	193	576	3 511	22 744	21 675	1 696	740	1 716	11	92
<b>TRC13 Kilis</b>	<b>A</b>	<b>75</b>	<b>121</b>	<b>1 124</b>	<b>1 045</b>	<b>6</b>	<b>60</b>	<b>41</b>	<b>97</b>	<b>113</b>	<b>942</b>	<b>10 625</b>	<b>10 500</b>	<b>572</b>	<b>355</b>	<b>793</b>	<b>22</b>	<b>239</b>
	D	36	80	815	733	6	53	14	68	35	489	8 057	7 843	426	277	542	22	239
	E	39	41	309	312	-	7	27	29	78	453	2 568	2 657	146	78	251	-	-

## 1.16 Number of schools, divisions, students, teachers, master trainers and classrooms by Classification of Statistical Region Units Levels 1, 2, and 3 and level of education(Continued)

[The educational year 2008/09]

A.Total D.City E. Village

Secondary education																				SRE					
Total of Secondary Education															Genel General					Mesleki ve teknik Vocational and technical					
Öğrenci Student		Öğretmen <sup>(1)</sup> Teacher <sup>(1)</sup>		Derslik Class- room	Okul School	Şube Division	Öğrenci Student		Öğretmen <sup>(1)</sup> Teacher <sup>(1)</sup>		Derslik Class- room	Okul School	Şube Division	Öğrenci Student		Öğretmen <sup>(1)</sup> Teacher <sup>(1)</sup>		Derslik Class- room							
Erkek Males	Kadın Females	Erkek Males	Kadın Females				Erkek Males	Kadın Females	Erkek Males	Kadın Females				Erkek Males	Kadın Females	Erkek Males	Kadın Females		Erkek Males	Kadın Females	Erkek Males	Kadın Females			
111 990	74 968	5 778	2 494	4 974	243	3 895	78 318	50 488	3 769	1 579	3 444	197	1 885	33 672	24 480	2 009	915	1 530	A	Centraleast					
106 789	72 427	5 436	2 360	4 545	204	3 550	73 783	48 339	3 465	1 461	3 065	190	1 831	33 006	24 088	1 971	899	1 480	D	Anatolia TRB					
5 201	2 541	342	134	429	39	345	4 535	2 149	304	118	379	7	54	666	392	38	16	50	E						
56 017	45 018	3 771	1 698	2 838	143	2 255	38 304	31 390	2 462	1 112	2 024	102	1 035	17 713	13 628	1 309	586	814	A	TRB1					
53 488	43 268	3 519	1 604	2 572	117	2 029	35 958	29 873	2 227	1 028	1 780	98	1 012	17 530	13 395	1 292	576	792	D						
2 529	1 750	252	94	266	26	226	2 346	1 517	235	84	244	4	23	183	233	17	10	22	E						
26 916	22 630	1 857	879	1 414	69	1 108	17 847	16 092	1 193	583	986	48	540	9 069	6 538	664	296	428	A	Malatya TRB11					
24 614	21 012	1 624	796	1 169	47	904	15 728	14 707	977	510	763	45	517	8 886	6 305	647	286	406	D						
2 302	1 618	233	83	245	22	204	2 119	1 385	216	73	223	3	23	183	233	17	10	22	E						
19 504	15 462	1 381	545	849	39	738	13 669	10 900	911	342	586	32	322	5 835	4 562	470	203	263	A	Elazığ TRB12					
19 341	15 391	1 366	541	834	37	725	13 506	10 829	896	338	571	31	322	5 835	4 562	470	203	263	D						
163	71	15	4	15	2	13	163	71	15	4	15	1	-	-	-	-	-	-	E						
7 435	4 877	357	173	320	19	251	5 209	2 716	229	107	236	13	126	2 226	2 161	128	66	84	A	Bingöl TRB13					
7 435	4 877	357	173	320	19	251	5 209	2 716	229	107	236	13	126	2 226	2 161	128	66	84	D						
-	-	-	-	-	-	-	-	-	-	-	-	-	-	-	-	-	-	-	-	E					
2 162	2 049	176	101	255	16	158	1 579	1 682	129	80	216	9	47	583	367	47	21	39	A	Tunceli TRB14					
2 098	1 988	172	94	249	14	149	1 515	1 621	125	73	210	9	47	583	367	47	21	39	D						
64	61	4	7	6	2	9	64	61	4	7	6	-	-	-	-	-	-	-	E						
55 973	29 950	2 007	796	2 136	100	1 640	40 014	19 098	1 307	467	1 420	95	850	15 959	10 852	700	329	716	A	TRB2					
53 301	29 159	1 917	756	1 973	87	1 521	37 825	18 466	1 238	433	1 285	92	819	15 476	10 693	679	323	688	D						
2 672	791	90	40	163	13	119	2 189	632	69	34	135	3	31	483	159	21	6	28	E						
26 473	14 845	1 000	381	1 016	50	844	20 215	10 526	721	237	728	33	335	6 258	4 319	279	144	288	A	Van TRB21					
24 697	14 297	939	353	902	41	750	18 607	10 026	668	212	626	32	321	6 090	4 271	271	141	276	D						
1 776	548	61	28	114	9	94	1 608	500	53	25	102	1	14	168	48	8	3	12	E						
10 009	4 452	377	135	373	16	217	5 473	2 249	183	61	196	24	225	4 536	2 203	194	74	177	A	Muş TRB22					
9 439	4 315	354	126	335	13	202	5 177	2 175	170	55	174	23	212	4 262	2 140	184	71	161	D						
570	137	23	9	38	3	15	296	74	13	6	22	1	13	274	63	10	3	16	E						
8 841	4 144	368	153	376	19	243	5 742	2 187	220	85	223	21	171	3 099	1 957	148	68	153	A	Bitlis TRB23					
8 841	4 144	368	153	376	19	243	5 742	2 187	220	85	223	21	171	3 099	1 957	148	68	153	D						
-	-	-	-	-	-	-	-	-	-	-	-	-	-	-	-	-	-	-	-	E					
10 650	6 509	262	127	371	15	336	8 584	4 136	183	84	273	17	119	2 066	2 373	79	43	98	A	Hakkari TRB24					
10 324	6 403	256	124	360	14	326	8 299	4 078	180	81	262	16	115	2 025	2 325	76	43	98	D						
326	106	6	3	11	1	10	285	58	3	3	11	1	4	41	48	3	-	-	E						
219 302	141 936	8 807	3 748	7 763	318	6 735	167 682	97 805	6 138	2 415	5 306	259	2 802	51 620	44 131	2 669	1 333	2 457	A	Southeast					
212 834	138 227	8 455	3 623	7 302	289	6 476	163 517	95 465	5 900	2 335	5 046	238	2 628	49 317	42 762	2 555	1 288	2 256	D	Anatolia TRC					
6 468	3 709	352	125	461	29	259	4 165	2 340	238	80	260	21	174	2 303	1 369	114	45	201	E						
69 255	52 523	3 548	1 570	2 741	110	2 331	50 855	35 892	2 335	932	1 851	96	1 123	18 400	16 631	1 213	638	890	A	TRC1					
67 522	51 282	3 430	1 515	2 628	100	2 246	49 649	35 104	2 261	897	1 782	90	1 072	17 873	16 178	1 169	618	846	D						
1 733	1 241	118	55	113	10	85	1 206	788	74	35	69	6	51	527	453	44	20	44	E						
45 423	33 682	2 028	1 050	1 678	66	1 482	34 163	23 301	1 366	648	1 181	52	656	11 260	10 381	662	402	497	A	Gaziantep TRC11					
44 817	33 311	1 997	1 035	1 636	62	1 445	33 612	22 967	1 340	635	1 146	51	649	11 205	10 344	657	400	490	D						
606	371	31	15	42	4	37	551	334	26	13	35	1	7	55	37	5	2	7	E						
20 418	15 700	1 262	408	826	38	758	15 197	11 048	872	236	550	28	319	5 221	4 652	390	172	276	A	Adıyaman TRC12					
19 291	14 830	1 175	368	755	32	710	14 542	10 594	824	214	516	23	275	4 749	4 236	351	154	239	D						
1 127	870	87	40	71	6	48	655	454	48	22	34	5	44	472	416	39	18	37	E						
3 414	3 141	258	112	237	6	91	1 495	1 543	97	48	120	16	148	1 919	1 598	161	64	117	A	Kilis TRC13					
3 414	3 141	258	112	237	6	91	1 495	1 543	97	48	120	16	148	1 919	1 598	161	64	117	D						
-	-	-	-	-	-	-	-	-	-	-	-	-	-	-	-	-	-	-	-	E					

**1.16 İstatistikî Bölge Birimleri Sınıflaması 1. , 2. ve 3. düzey ve eğitim seviyesine göre okul, şube, öğrenci, öğretmen, usta öğretici ve derslik sayısı (devam)**

[2008/'09 öğretim yılı]

İBBS	A. Toplam		D. Şehir						E. Köy						Ortaöğretim			
			Okul öncesi						İlköğretim						Ortaöğretim			
			Pre-Primary Education						Primary Education						Ortaöğretim			
	Okul	Şube	Öğrenci		Öğretmen <sup>(1)</sup>		Kadrosuz usta öğreticiler	Derslik	Okul	Şube	Öğrenci		Öğretmen <sup>(1)</sup>		Derslik	Okul	Şube	
	School	Division	Erkek	Kadın	Erkek	Kadın					Temporary	Class-	Erkek	Kadın				Erkek
			Males	Females	Males	Females	master	room	School	Division	Males	Females	Males	Females	room	School	Division	
<b>TRC2</b>	<b>A</b>	<b>1 068</b>	<b>2 038</b>	<b>23 044</b>	<b>20 898</b>	<b>106</b>	<b>739</b>	<b>1 211</b>	<b>1 244</b>	<b>2 495</b>	<b>24 470</b>	<b>360 523</b>	<b>321 472</b>	<b>12 414</b>	<b>8 076</b>	<b>13 733</b>	<b>201</b>	<b>3 543</b>
	D	448	1 263	14 714	13 161	87	582	663	775	447	11 511	235 217	209 935	8 051	5 563	7 590	187	3 382
	E	620	775	8 330	7 737	19	157	548	469	2 048	12 959	125 306	111 537	4 363	2 513	6 143	14	161
<b>TRC21 Şanlıurfa</b>	<b>A</b>	<b>455</b>	<b>937</b>	<b>10 599</b>	<b>9 531</b>	<b>55</b>	<b>368</b>	<b>530</b>	<b>690</b>	<b>1 368</b>	<b>13 058</b>	<b>192 816</b>	<b>167 835</b>	<b>6 336</b>	<b>3 655</b>	<b>6 630</b>	<b>100</b>	<b>1 588</b>
	D	201	617	7 007	6 240	45	299	296	432	178	5 385	115 272	100 746	3 720	2 331	3 527	89	1 466
	E	254	320	3 592	3 291	10	69	234	258	1 190	7 673	77 544	67 089	2 616	1 324	3 103	11	122
<b>TRC22 Diyarbakır</b>	<b>A</b>	<b>613</b>	<b>1 101</b>	<b>12 445</b>	<b>11 367</b>	<b>51</b>	<b>371</b>	<b>681</b>	<b>554</b>	<b>1 127</b>	<b>11 412</b>	<b>167 707</b>	<b>153 637</b>	<b>6 078</b>	<b>4 421</b>	<b>7 103</b>	<b>101</b>	<b>1 955</b>
	D	247	646	7 707	6 921	42	283	367	343	269	6 126	119 945	109 189	4 331	3 232	4 063	98	1 916
	E	366	455	4 738	4 446	9	88	314	211	858	5 286	47 762	44 448	1 747	1 189	3 040	3	39
<b>TRC3</b>	<b>A</b>	<b>821</b>	<b>1 611</b>	<b>18 000</b>	<b>16 188</b>	<b>91</b>	<b>624</b>	<b>1 225</b>	<b>1 152</b>	<b>1 699</b>	<b>17 093</b>	<b>231 374</b>	<b>213 322</b>	<b>8 673</b>	<b>5 669</b>	<b>10 878</b>	<b>170</b>	<b>2 540</b>
	D	338	972	11 690	10 131	81	474	669	665	334	7 806	147 506	134 433	5 231	3 426	5 616	150	2 404
	E	483	639	6 310	6 057	10	150	556	487	1 365	9 287	83 868	78 889	3 442	2 243	5 262	20	136
<b>TRC31 Mardin</b>	<b>A</b>	<b>309</b>	<b>502</b>	<b>4 678</b>	<b>4 452</b>	<b>31</b>	<b>207</b>	<b>364</b>	<b>391</b>	<b>672</b>	<b>6 558</b>	<b>81 801</b>	<b>76 703</b>	<b>3 202</b>	<b>1 932</b>	<b>3 681</b>	<b>61</b>	<b>964</b>
	D	118	258	2 591	2 375	29	151	163	200	119	2 772	48 796	45 105	1 951	1 143	1 938	50	883
	E	191	244	2 087	2 077	2	56	201	191	553	3 786	33 005	31 598	1 251	789	1 743	11	81
<b>TRC32 Batman</b>	<b>A</b>	<b>192</b>	<b>418</b>	<b>5 637</b>	<b>4 646</b>	<b>26</b>	<b>164</b>	<b>335</b>	<b>323</b>	<b>405</b>	<b>4 434</b>	<b>61 029</b>	<b>56 814</b>	<b>2 487</b>	<b>1 458</b>	<b>2 750</b>	<b>36</b>	<b>704</b>
	D	86	275	4 237	3 355	24	117	209	186	76	2 266	44 298	41 023	1 603	975	1 470	34	697
	E	106	143	1 400	1 291	2	47	126	137	329	2 168	16 731	15 791	884	483	1 280	2	7
<b>TRC33 Şırnak</b>	<b>A</b>	<b>156</b>	<b>321</b>	<b>3 878</b>	<b>3 387</b>	<b>16</b>	<b>143</b>	<b>247</b>	<b>236</b>	<b>277</b>	<b>3 221</b>	<b>52 476</b>	<b>47 544</b>	<b>1 514</b>	<b>1 411</b>	<b>2 244</b>	<b>36</b>	<b>456</b>
	D	66	193	2 355	1 972	12	118	126	140	67	1 547	32 435	28 954	763	783	1 019	31	430
	E	90	128	1 523	1 415	4	25	121	96	210	1 674	20 041	18 590	751	628	1 225	5	26
<b>TRC34 Siirt</b>	<b>A</b>	<b>164</b>	<b>370</b>	<b>3 807</b>	<b>3 703</b>	<b>18</b>	<b>110</b>	<b>279</b>	<b>202</b>	<b>345</b>	<b>2 880</b>	<b>36 068</b>	<b>32 261</b>	<b>1 470</b>	<b>868</b>	<b>2 203</b>	<b>37</b>	<b>416</b>
	D	68	246	2 507	2 429	16	88	171	139	72	1 221	21 977	19 351	914	525	1 189	35	394
	E	96	124	1 300	1 274	2	22	108	63	273	1 659	14 091	12 910	556	343	1 014	2	22

## 1.16 Number of schools, divisions, students, teachers, master trainers and classrooms by Classification of Statistical Region Units Levels 1, 2, and 3 and level of education(Continued)

[The educational year 2008/09]

A.Total D.City E. Village

Secondary education																								
Total of Secondary Education									Genel General						Mesleki ve teknik Vocational and technical									
Öğrenci Student		Öğretmen <sup>(1)</sup> Teacher <sup>(1)</sup>		Derslik Class- room	Okul School	Şube Division	Öğrenci Student		Öğretmen <sup>(1)</sup> Teacher <sup>(1)</sup>		Derslik Class- room	Okul School	Şube Division	Öğrenci Student		Öğretmen <sup>(1)</sup> Teacher <sup>(1)</sup>		Derslik Class- room	SRE					
Erkek Males	Kadın Females	Erkek Males	Kadın Females				Erkek Males	Kadın Females	Erkek Males	Kadın Females				Erkek Males	Kadın Females	Erkek Males	Kadın Females			Erkek Males	Kadın Females	Erkek Males	Kadın Females	
<b>83 957</b>	<b>53 031</b>	<b>3 241</b>	<b>1 437</b>	<b>2 849</b>	<b>120</b>	<b>2 611</b>	<b>65 805</b>	<b>36 060</b>	<b>2 371</b>	<b>1 010</b>	<b>1 989</b>	<b>81</b>	<b>932</b>	<b>18 152</b>	<b>16 971</b>	<b>870</b>	<b>427</b>	<b>860</b>	A	TRC2				
81 454	51 630	3 087	1 392	2 664	109	2 488	63 830	35 025	2 242	978	1 856	78	894	17 624	16 605	845	414	808	D					
2 503	1 401	154	45	185	11	123	1 975	1 035	129	32	133	3	38	528	366	25	13	52	E					
<b>36 570</b>	<b>19 166</b>	<b>1 429</b>	<b>614</b>	<b>1 427</b>	<b>57</b>	<b>1 097</b>	<b>28 303</b>	<b>12 426</b>	<b>971</b>	<b>404</b>	<b>944</b>	<b>43</b>	<b>491</b>	<b>8 267</b>	<b>6 740</b>	<b>458</b>	<b>210</b>	<b>483</b>	A	Şanlıurfa TRC21				
34 735	18 145	1 301	580	1 277	48	988	26 552	11 491	852	378	825	41	478	8 183	6 654	449	202	452	D					
1 835	1 021	128	34	150	9	109	1 751	935	119	26	119	2	13	84	86	9	8	31	E					
<b>47 387</b>	<b>33 865</b>	<b>1 812</b>	<b>823</b>	<b>1 422</b>	<b>63</b>	<b>1 514</b>	<b>37 502</b>	<b>23 634</b>	<b>1 400</b>	<b>606</b>	<b>1 045</b>	<b>38</b>	<b>441</b>	<b>9 885</b>	<b>10 231</b>	<b>412</b>	<b>217</b>	<b>377</b>	A	Diyarbakır TRC22				
46 719	33 485	1 786	812	1 387	61	1 500	37 278	23 534	1 390	600	1 031	37	416	9 441	9 951	396	212	356	D					
668	380	26	11	35	2	14	224	100	10	6	14	1	25	444	280	16	5	21	E					
<b>66 090</b>	<b>36 382</b>	<b>2 018</b>	<b>741</b>	<b>2 173</b>	<b>88</b>	<b>1 793</b>	<b>51 022</b>	<b>25 853</b>	<b>1 432</b>	<b>473</b>	<b>1 466</b>	<b>82</b>	<b>747</b>	<b>15 068</b>	<b>10 529</b>	<b>586</b>	<b>268</b>	<b>707</b>	A	TRC3				
63 858	35 315	1 938	716	2 010	80	1 742	50 038	25 336	1 397	460	1 408	70	662	13 820	9 979	541	256	602	D					
2 232	1 067	80	25	163	8	51	984	517	35	13	58	12	85	1 248	550	45	12	105	E					
<b>24 467</b>	<b>13 695</b>	<b>792</b>	<b>250</b>	<b>816</b>	<b>30</b>	<b>689</b>	<b>19 908</b>	<b>10 473</b>	<b>563</b>	<b>152</b>	<b>524</b>	<b>31</b>	<b>275</b>	<b>4 559</b>	<b>3 222</b>	<b>229</b>	<b>98</b>	<b>292</b>	A	Mardin TRC31				
23 134	13 114	735	242	721	27	669	19 474	10 282	546	150	505	23	214	3 660	2 832	189	92	216	D					
1 333	581	57	8	95	3	20	434	191	17	2	19	8	61	899	390	40	6	76	E					
<b>19 613</b>	<b>12 049</b>	<b>629</b>	<b>211</b>	<b>505</b>	<b>24</b>	<b>564</b>	<b>15 917</b>	<b>8 985</b>	<b>493</b>	<b>147</b>	<b>378</b>	<b>12</b>	<b>140</b>	<b>3 696</b>	<b>3 064</b>	<b>136</b>	<b>64</b>	<b>127</b>	A	Batman TRC32				
19 511	12 021	625	211	493	23	559	15 832	8 959	490	147	372	11	138	3 679	3 062	135	64	121	D					
102	28	4	-	12	1	5	85	26	3	-	6	1	2	17	2	1	-	6	E					
<b>12 176</b>	<b>6 031</b>	<b>257</b>	<b>163</b>	<b>450</b>	<b>17</b>	<b>290</b>	<b>8 989</b>	<b>3 677</b>	<b>164</b>	<b>109</b>	<b>292</b>	<b>19</b>	<b>166</b>	<b>3 187</b>	<b>2 354</b>	<b>93</b>	<b>54</b>	<b>158</b>	A	Şırnak TRC33				
11 711	5 731	242	152	417	13	264	8 524	3 377	149	98	259	18	166	3 187	2 354	93	54	158	D					
465	300	15	11	33	4	26	465	300	15	11	33	1	-	-	-	-	-	-	E					
<b>9 834</b>	<b>4 607</b>	<b>340</b>	<b>117</b>	<b>402</b>	<b>17</b>	<b>250</b>	<b>6 208</b>	<b>2 718</b>	<b>212</b>	<b>65</b>	<b>272</b>	<b>20</b>	<b>166</b>	<b>3 626</b>	<b>1 889</b>	<b>128</b>	<b>52</b>	<b>130</b>	A	Siirt TRC34				
9 502	4 449	336	111	379	17	250	6 208	2 718	212	65	272	18	144	3 294	1 731	124	46	107	D					
332	158	4	6	23	-	-	-	-	-	-	-	2	22	332	158	4	6	23	E					

## 1.17 Eğitim kurumlarının kademelere göre okul, öğrenci, öğretmen ve derslik sayısı

Number of schools, students, teachers and classrooms in education institutions by level of education  
[2008/'09 Öğretim yılı - The educational year 2008/'09]

Eğitim kademesi (Level of education)	Okul/ Kurum School/ Institution	Öğrenci sayısı Number of students			Öğretmen sayısı Number of teachers			Derslik Classroom
		Toplam Total	Erkek Males	Kadın Females	Toplam Total	Kadroolu Permanent	Sözleşmeli Contractual	
<b>Genel toplam - General total</b>	<b>58 982</b>	<b>21 117 017</b>	<b>11 304 483</b>	<b>9 812 534</b>	<b>757 277</b>	<b>679 015</b>	<b>78 262</b>	<b>552 786</b>
<b>Örgün eğitim toplamı</b> Total of formal education	<b>45 969</b>	<b>15 351 849</b>	<b>8 054 845</b>	<b>7 297 004</b>	<b>662 584</b>	<b>624 654</b>	<b>37 930</b>	<b>468 916</b>
<b>Örgün Eğitim (Resmî)</b> Formal education (Public)	<b>42 071</b>	<b>14 074 079</b>	<b>7 349 510</b>	<b>6 724 569</b>	<b>614 677</b>	<b>576 747</b>	<b>37 930</b>	<b>433 867</b>
<b>Örgün Eğitim (Özel)</b> Formal education (Private)	<b>3 896</b>	<b>423 253</b>	<b>229 455</b>	<b>193 798</b>	<b>46 665</b>	<b>46 665</b>	-	<b>35 049</b>
<b>Örgün Eğitim (Açıköğretim)</b> Formal education (Open education)	<b>2</b>	<b>854 517</b>	<b>475 880</b>	<b>378 637</b>	-	-	-	-
<b>Okul öncesi eğitim</b> Pre-primary education	<b>3 525</b>	<b>804 765</b>	<b>421 033</b>	<b>383 732</b>	<b>12 553</b>	<b>12 059</b>	<b>494</b>	<b>39 481</b>
<b>Okul öncesi(resmî)</b> Pre-primary education (public)	1 346	<b>733 775</b>	383 189	350 586	<b>4 560</b>	4 066	494	28 650
<b>Anaokulu - Kindergarten</b>	1 024	<b>117 153</b>	61 879	55 274	<b>4 560</b>	4 066	494	4 432
<b>Anasınıfı -Nursery-Class</b> <sup>(1)</sup> 19 545		<b>601 416</b>	313 341	288 075	<sup>(2)</sup> 15 976	<sup>(2)</sup> 15 976	-	23 323
<b>657 S.K. 191. Maddesine göre açılan kurumlar</b> -Institutions opened in accordance with Law no. 657 article 191	322	<b>15 206</b>	7 969	7 237	<b>1 242</b>	1 242	-	895
<b>Okul öncesi (özel)</b> Pre-primary education (private)	2 179	<b>70 990</b>	37 844	33 146	<b>6 751</b>	6 751	-	10 831
<b>Anaokulu -Kindergarten</b>	674	<b>24 239</b>	12 727	11 512	<b>873</b>	873	-	1 874
<b>Anasınıfı -Nursery-Class</b> <sup>(1)</sup> 583		<b>17 110</b>	9 076	8 034	<sup>(2)</sup> 813	<sup>(2)</sup> 813	-	1 236
<b>Sosyal Hizmetler ve Çocuk Esirgeme Kurumu -</b> Social Services and Child Protection Institution	1 505	<b>29 641</b>	16 041	13 600	<b>5 878</b>	5 878	-	7 721
<b>İlköğretim - Primary education</b>	<b>33 769</b>	<b>10 709 920</b>	<b>5 553 871</b>	<b>5 156 049</b>	<b>453 318</b>	<b>419 340</b>	<b>33 978</b>	<b>320 393</b>
<b>İlköğretim (resmî)-Primary education (public)</b>	32 861	<b>10 123 457</b>	5 236 381	4 887 076	<b>428 429</b>	394 451	33 978	305 420
<b>İlköğretim (özel)</b> Primary education (private)	907	<b>239 988</b>	130 139	109 849	<b>24 889</b>	24 889	-	14 973
<b>Açık ilköğretim</b> Open primary education	1	<b>346 475</b>	187 351	159 124	-	-	-	-
<b>Ortaöğretim - Secondary education</b>	<b>8 675</b>	<b>3 837 164</b>	<b>2 079 941</b>	<b>1 757 223</b>	<b>196 713</b>	<b>193 255</b>	<b>3 458</b>	<b>109 042</b>
<b>Ortaöğretim (resmî)</b> Secondary education (public)	<b>7 864</b>	<b>3 216 847</b>	<b>1 729 940</b>	<b>1 486 907</b>	<b>181 688</b>	<b>178 230</b>	<b>3 458</b>	<b>99 797</b>
<b>Ortaöğretim (özel)</b> Secondary education (private)	<b>810</b>	<b>112 275</b>	<b>61 472</b>	<b>50 803</b>	<b>15 025</b>	<b>15 025</b>	-	<b>9 245</b>
<b>Açıköğretim lisesi</b> Open education high school	<b>1</b>	<b>508 042</b>	<b>288 529</b>	<b>219 513</b>	-	-	-	-
<b>Genel ortaöğretim toplamı</b> Total of general secondary education	<b>4 053</b>	<b>2 271 900</b>	<b>1 186 244</b>	<b>1 085 656</b>	<b>107 789</b>	<b>106 138</b>	<b>1 651</b>	<b>65 859</b>
<b>Genel ortaöğretim(resmî)</b> General secondary education (public)	3 269	<b>1 799 127</b>	909 950	889 177	<b>93 073</b>	91 422	1 651	56 795
<b>Genel ortaöğretim (özel)</b> General secondary education (private)	783	<b>110 896</b>	60 634	50 262	<b>14 716</b>	14 716	-	9 064
<b>Açıköğretim lisesi</b> Open education high school	1	<b>361 877</b>	215 660	146 217	-	-	-	-
<b>Meslekî ve teknik ortaöğretim toplamı - Total of vocational and technical secondary education</b>	<b>4 622</b>	<b>1 565 264</b>	<b>893 697</b>	<b>671 567</b>	<b>88 924</b>	<b>87 117</b>	<b>1 807</b>	<b>43 183</b>
<b>Meslekî ve teknik lise (resmî)</b> Vocational and technical high school (public)	4 595	<b>1 417 720</b>	819 990	597 730	<b>88 615</b>	86 808	<b>1 807</b>	43 002
<b>Meslekî ve teknik lise(özel)</b> Vocational and technical high school (private)	27	<b>1 379</b>	838	541	<b>309</b>	309	-	181
<b>Açıköğretim lisesi</b> Open education high school	-	<b>146 165</b>	72 869	73 296	-	-	-	-
<b>Yaygın eğitim</b> <sup>(3)</sup> Non-formal education <sup>(3)</sup>	<b>13 013</b>	<b>5 765 168</b>	<b>3 249 638</b>	<b>2 515 530</b>	<b>94 693</b>	<b>54 361</b>	<b>40 332</b>	<b>83 870</b>
<b>Resmî - ( Public)</b>	2 077	<b>2 717 288</b>	1 277 287	1 440 001	<b>10 775</b>	7 059	3 716	6 077
<b>Özel - (Private)</b>	10 936	<b>3 047 880</b>	1 972 351	1 075 529	<b>83 918</b>	47 302	36 616	77 793

(1) Okul öncesi eğitimde 19 545 resmî anasınıfı ile 583 özel anasınıfı okul sayısına dahil edilmemiştir.

(1) 19545 public and 583 private nursery-classes are not included in the number of schools in pre-primary education.

(2) 16 789 okul öncesi öğretmeni kadrolarının bulunduğu kurumların öğretmen sayılarında gösterilmiştir. Toplama dahil edilmemiştir

(2) 16 789 pre-primary teachers are included in the number of teachers of institutions of which they are permanent staff and are excluded from the total.

(3) Yaygın Eğitim Kurumlarına ait kursiyer sayısı bilgileri 2007/'08 öğretim yılı sonu itibarıyla verilmiştir.

(3) The figures on the number of trainees in non-formal education institutions refer to the end of educational year 2007/'08.

**2.1 Okul öncesi eğitim kurumlarının kademelere göre okul, öğrenci, öğretmen, derslik ve usta öğretici sayısı**

Number of schools, students, teachers, classrooms and master trainers by level of education in pre-primary education institutions

[2008/'09 öğretim yılı - The educational year 2008/'09]

A. Toplam- Total B. Erkek -Males C. Kadın - Females

Eğitim kademesi (Level of education)	Okul/ Kurum School/ Institution	Öğrenci sayısı Number of students			Öğretmen Teacher		Sözleş- meli Cont- ractual	Usta öğretici Master trainer	Derslik Classroom
		Toplam Total	Erkek Males	Kadın Females	Toplam Total	Kadrolu Permanent			
<b>Okul öncesi eğitim</b> Pre-primary education	<b>23 653</b>	<b>804 765</b>	<b>421 033</b>	<b>383 732</b>	<b>29 342</b>	<b>28 848</b>	<b>494</b>	<b>18 291</b>	<b>39 481</b>
<b>Anaokulları toplamı (resmi+özel)</b> Total number of kindergartens (public+private)	<b>1 698</b>	<b>141 392</b>	<b>74 606</b>	<b>66 786</b>	<b>4 939</b>	<b>4 939</b>	<b>494</b>	<b>3 106</b>	<b>6 306</b>
<b>Bağımsız ana okulu</b> Independent kindergartens	1 024	117 153	61 879	55 274	4 066	4 066	494	2 834	4 432
<b>Özel anaokulları toplamı</b> Total number of private kindergartens	<b>674</b>	<b>24 239</b>	<b>12 727</b>	<b>11 512</b>	<b>873</b>	<b>873</b>	-	<b>272</b>	<b>1 874</b>
<b>Türk</b> Turkish	670	24 128	12 680	11 448	860	860	-	270	1 863
<b>Azınlık</b> Minority	4	111	47	64	13	13	-	2	11
<b>Yabancı</b> Foreign	-	-	-	-	-	-	-	-	-
<b>Uluslararası</b> International	-	-	-	-	-	-	-	-	-
<b>Anasınıfları toplamı (resmi+özel)</b> Total number of nursery classes (public+private)	<b>20 128</b>	<b>618 526</b>	<b>322 417</b>	<b>296 109</b>	<b>16 789</b>	<b>16 789</b>	-	<b>15 185</b>	<b>24 559</b>
<b>Anasınıfları toplamı (resmi)</b> Total number of nursery classes (public)	<b>19 545</b>	<b>601 416</b>	<b>313 341</b>	<b>288 075</b>	<b>15 976</b>	<b>15 976</b>	-	<b>15 122</b>	<b>23 323</b>
<b>Anasınıfları</b> Nursery classes	<b>19 545</b>	<b>594 467</b>	<b>309 470</b>	<b>284 997</b>	15 976	<b>15 976</b>	-	<b>15 122</b>	<b>23 323</b>
<b>Yaz anaokulları ve anasınıfları</b> Summer kindergartens and nursery classes	-	<b>6 221</b>	3 487	2 734	-	-	-	-	-
<b>Mobil anaokulları</b> Mobile kindergartens	-	<b>728</b>	384	344	-	-	-	-	-
<b>657 Sayılı Kan.191.mad.göre açılan kurumlar</b> - Institutions opened in accordance with Law no. 657, article 191	322	<b>15 206</b>	7 969	7 237	1 242	1 242	-	-	895
<b>Özel okullar bünyesindeki anasınıfları</b> Nursery classes within private schools	<b>583</b>	<b>17 110</b>	<b>9 076</b>	<b>8 034</b>	<b>813</b>	<b>813</b>	-	<b>63</b>	<b>1 236</b>
<b>Türk</b> Turkish	567	<b>16 581</b>	8 785	7 796	790	790	-	60	1 207
<b>Azınlık</b> Minority	12	<b>365</b>	181	184	14	14	-	2	18
<b>Yabancı</b> Foreign	3	<b>76</b>	56	20	3	3	-	-	5
<b>Uluslararası</b> International	1	<b>88</b>	54	34	6	6	-	1	6
<b>Sosyal Hizmetler ve Çocuk Esirgeme Kurumu</b> - Institution of Social Services and Child Protection	<b>1 505</b>	<b>29 641</b>	<b>16 041</b>	<b>13 600</b>	<b>5 878</b>	<b>5 878</b>	-	-	<b>7 721</b>

## 2.2 İstatistikî Bölge Birimleri Sınıflaması 3. düzey, yerleşim yerine göre okul öncesi eğitim kurumlarında okul, şube, öğrenci ve öğretmen sayısı

Number of schools, divisions, students and teachers in pre-primary education institutions by settlement place according to Classification of Statistical Region Units Level 3

[2008/'09 Öğretim yılı başı - Beginning of the educational year 2008/'09]

İBBS - 3. Düzey SRE - Level 3	A. Toplam - Total			D. Şehir - City			E. Köy - Village						Öğretmen <sup>(1)</sup>		
	Okul School	Şube Division	Toplam Total	Öğrenci Student		Doğum yılları Year of birth						Toplam Total	Erkek Males	Kadın Females	
				Erkek Males	Kadın Females	2005		2004		2003					
			Erkek Males	Kadın Females	Erkek Males	Kadın Females	Erkek Males	Kadın Females	Erkek Males	Kadın Females	Erkek Males	Kadın Females			
TR Türkiye	A	23 653	45 030	804 765	421 033	383 732	22 479	20 936	87 356	82 872	311 198	279 924	29 342	1 644	27 698
TR Turkey	D	13 243	32 492	594 996	312 718	282 278	19 116	17 385	62 194	57 902	231 408	206 991	25 477	1 327	24 150
	E	10 410	12 538	209 769	108 315	101 454	3 363	3 551	25 162	24 970	79 790	72 933	3 865	317	3 548
TR100 İstanbul	A	2 137	5 743	98 711	52 074	46 637	3 613	3 304	9 082	8 423	39 379	34 910	4 883	201	4 682
	D	1 963	5 358	92 494	48 796	43 698	3 363	3 092	8 472	7 831	36 961	32 775	4 707	198	4 509
	E	174	385	6 217	3 278	2 939	250	212	610	592	2 418	2 135	176	3	173
TR211 Tekirdağ	A	219	422	7 036	3 782	3 254	146	149	570	519	3 066	2 586	276	4	272
	D	139	317	5 267	2 804	2 463	135	135	475	421	2 194	1 907	248	4	244
	E	80	105	1 769	978	791	11	14	95	98	872	679	28	-	28
TR212 Edirne	A	137	209	3 479	1 814	1 665	56	59	336	307	1 422	1 299	158	4	154
	D	79	146	2 617	1 357	1 260	51	57	277	260	1 029	943	129	2	127
	E	58	63	862	457	405	5	2	59	47	393	356	29	2	27
TR213 Kırklareli	A	111	186	3 479	1 786	1 693	51	68	305	298	1 430	1 327	341	90	251
	D	62	133	2 730	1 399	1 331	48	64	251	251	1 100	1 016	301	90	211
	E	49	53	749	387	362	3	4	54	47	330	311	40	-	40
TR221 Balıkesir	A	392	624	10 061	5 281	4 780	214	233	934	843	4 133	3 704	483	23	460
	D	191	408	7 176	3 797	3 379	186	195	667	596	2 944	2 588	365	8	357
	E	201	216	2 885	1 484	1 401	28	38	267	247	1 189	1 116	118	15	103
TR222 Çanakkale	A	173	277	4 573	2 404	2 169	87	89	417	374	1 900	1 706	178	8	170
	D	88	182	3 180	1 677	1 503	70	73	301	269	1 306	1 161	147	6	141
	E	85	95	1 393	727	666	17	16	116	105	594	545	31	2	29
TR310 İzmir	A	1 011	2 032	33 331	17 548	15 783	1 189	1 075	3 333	3 112	13 026	11 596	1 446	24	1 422
	D	803	1 781	29 416	15 418	13 998	1 143	1 027	2 935	2 752	11 340	10 219	1 323	12	1 311
	E	208	251	3 915	2 130	1 785	46	48	398	360	1 686	1 377	123	12	111
TR321 Aydın	A	379	595	9 569	5 003	4 566	243	214	898	860	3 862	3 492	406	19	387
	D	186	384	6 631	3 451	3 180	211	189	645	612	2 595	2 379	331	8	323
	E	193	211	2 938	1 552	1 386	32	25	253	248	1 267	1 113	75	11	64
TR322 Denizli	A	351	634	11 327	5 948	5 379	257	226	988	898	4 703	4 255	452	16	436
	D	146	371	7 012	3 709	3 303	242	213	724	637	2 743	2 453	341	11	330
	E	205	263	4 315	2 239	2 076	15	13	264	261	1 960	1 802	111	5	106
TR323 Muğla	A	353	578	8 817	4 542	4 275	196	176	696	719	3 650	3 380	449	8	441
	D	149	329	4 884	2 502	2 382	173	152	475	474	1 854	1 756	305	5	300
	E	204	249	3 933	2 040	1 893	23	24	221	245	1 796	1 624	144	3	141
TR331 Manisa	A	465	755	13 268	6 978	6 290	244	217	1 223	1 158	5 511	4 915	389	10	379
	D	217	487	9 187	4 843	4 344	208	177	818	711	3 817	3 456	336	9	327
	E	248	268	4 081	2 135	1 946	36	40	405	447	1 694	1 459	53	1	52
TR332 A.Karhisar	A	388	530	9 371	4 850	4 521	153	172	869	883	3 828	3 466	256	12	244
	D	160	273	5 173	2 671	2 502	128	138	502	514	2 041	1 850	182	8	174
	E	228	257	4 198	2 179	2 019	25	34	367	369	1 787	1 616	74	4	70
TR333 Kütahya	A	234	354	6 548	3 453	3 095	164	143	672	628	2 617	2 324	160	8	152
	D	109	223	4 395	2 337	2 058	78	73	353	344	1 906	1 641	140	5	135
	E	125	131	2 153	1 116	1 037	86	70	319	284	711	683	20	3	17
TR334 Uşak	A	161	230	3 571	1 835	1 736	54	49	305	274	1 476	1 413	119	9	110
	D	73	137	2 385	1 243	1 142	35	31	187	152	1 021	959	97	6	91
	E	88	93	1 186	592	594	19	18	118	122	455	454	22	3	19
TR411 Bursa	A	561	1 250	22 990	12 166	10 824	595	554	2 294	2 061	9 277	8 209	942	14	928
	D	387	1 017	19 314	10 221	9 093	527	484	1 945	1 789	7 749	6 820	848	11	837
	E	174	233	3 676	1 945	1 731	68	70	349	272	1 528	1 389	94	3	91

(1) Kadrolu ve sözleşmeli öğretmenleri kapsar.

(1) Includes permanent and contractual teaching staff

**2.2 İstatistikî Bölge Birimleri Sınıflaması 3. düzey, yerleşim yerine göre okul öncesi eğitim kurumlarında okul, şube, öğrenci ve öğretmen sayısı (devam)**  
 Number of schools, divisions, students and teachers in pre-primary education institutions by settlement place according to Classification of Statistical Region Units Level 3 (continued)

[2008/'09 Öğretim yılı başı - Beginning of the educational year 2008/'09]

## A. Toplam - Total

## D. Şehir - City

## E. Köy - Village

İBBS - 3. Düzey SRE - Level 3	Okul School	Şube Division	Öğrenci Student			Doğum yılları Year of birth						Öğretmen <sup>(1)</sup> Teacher <sup>(1)</sup>			
			Toplam Total	Erkek Males	Kadın Females	2005		2004		2003		Toplam Total	Erkek Males	Kadın Females	
						Erkek Males	Kadın Females	Erkek Males	Kadın Females	Erkek Males	Kadın Females				
TR412 Eskişehir	A	202	431	7 232	3 819	3 413	241	245	735	689	2 843	2 479	323	3	320
	D	165	391	6 742	3 568	3 174	227	231	684	635	2 657	2 308	306	3	303
	E	37	40	490	251	239	14	14	51	54	186	171	17	-	17
TR413 Bilecik	A	81	148	2 396	1 256	1 140	61	52	243	261	952	827	69	1	68
	D	54	119	2 000	1 062	938	58	45	196	201	808	692	68	1	67
	E	27	29	396	194	202	3	7	47	60	144	135	1	-	1
TR421 Kocaeli	A	411	1 190	25 228	13 309	11 919	648	614	3 356	3 197	9 305	8 108	685	35	650
	D	270	920	18 894	9 920	8 974	542	510	2 485	2 327	6 893	6 137	588	33	555
	E	141	270	6 334	3 389	2 945	106	104	871	870	2 412	1 971	97	2	95
TR422 Sakarya	A	382	878	15 933	8 246	7 687	575	536	2 398	2 334	5 273	4 817	339	13	326
	D	189	582	10 806	5 666	5 140	414	371	1 521	1 425	3 731	3 344	293	13	280
	E	193	296	5 127	2 580	2 547	161	165	877	909	1 542	1 473	46	-	46
TR423 Düzce	A	164	275	4 429	2 272	2 157	109	112	481	419	1 682	1 626	171	1	170
	D	76	174	2 955	1 513	1 442	90	89	304	257	1 119	1 096	131	1	130
	E	88	101	1 474	759	715	19	23	177	162	563	530	40	-	40
TR424 Bolu	A	89	190	2 768	1 411	1 357	63	48	263	251	1 085	1 058	122	4	118
	D	53	142	2 170	1 124	1 046	56	40	191	171	877	835	104	3	101
	E	36	48	598	287	311	7	8	72	80	208	223	18	1	17
TR425 Yalova	A	73	140	2 378	1 216	1 162	58	69	244	234	914	859	93	-	93
	D	42	98	1 737	890	847	51	56	188	162	651	629	72	-	72
	E	31	42	641	326	315	7	13	56	72	263	230	21	-	21
TR510 Ankara	A	1 058	3 180	45 494	23 999	21 495	2 698	2 125	4 225	3 936	17 076	15 434	3 083	88	2 995
	D	946	3 030	43 121	22 745	20 376	2 675	2 090	3 947	3 677	16 123	14 609	2 992	84	2 908
	E	112	150	2 373	1 254	1 119	23	35	278	259	953	825	91	4	87
TR521 Konya	A	717	1 131	19 733	10 425	9 308	471	409	1 587	1 543	8 367	7 356	841	22	819
	D	414	813	14 749	7 813	6 936	426	371	1 131	1 112	6 256	5 453	759	16	743
	E	303	318	4 984	2 612	2 372	45	38	456	431	2 111	1 903	82	6	76
TR522 Karaman	A	146	208	3 431	1 766	1 665	59	57	404	361	1 303	1 247	123	12	111
	D	62	121	2 198	1 114	1 084	40	41	212	192	862	851	91	10	81
	E	84	87	1 233	652	581	19	16	192	169	441	396	32	2	30
TR611 Antalya	A	595	1 248	21 921	11 551	10 370	374	381	2 296	2 052	8 881	7 937	771	12	759
	D	382	979	17 112	9 086	8 026	327	329	1 918	1 650	6 841	6 047	691	5	686
	E	213	269	4 809	2 465	2 344	47	52	378	402	2 040	1 890	80	7	73
TR612 Isparta	A	208	308	5 531	2 931	2 600	194	171	652	564	2 085	1 865	180	8	172
	D	102	193	3 807	2 039	1 768	162	138	409	346	1 468	1 284	158	8	150
	E	106	115	1 724	892	832	32	33	243	218	617	581	22	-	22
TR613 Burdur	A	155	229	3 712	1 916	1 796	148	116	414	396	1 354	1 284	116	8	108
	D	68	137	2 542	1 305	1 237	111	87	271	256	923	894	106	6	100
	E	87	92	1 170	611	559	37	29	143	140	431	390	10	2	8
TR621 Adana	A	514	1 035	19 644	10 296	9 348	473	501	1 860	1 784	7 963	7 063	669	23	646
	D	365	875	16 891	8 859	8 032	455	476	1 584	1 519	6 820	6 037	650	23	627
	E	149	160	2 753	1 437	1 316	18	25	276	265	1 143	1 026	19	-	19
TR622 Mersin	A	561	1 188	21 245	11 054	10 191	461	475	2 334	2 168	8 259	7 548	908	52	856
	D	331	931	17 065	8 914	8 151	431	446	1 976	1 818	6 507	5 887	742	27	715
	E	230	257	4 180	2 140	2 040	30	29	358	350	1 752	1 661	166	25	141
TR631 Hatay	A	494	872	16 989	8 907	8 082	268	229	1 217	1 128	7 422	6 725	491	28	463
	D	190	466	9 698	5 126	4 572	257	211	825	748	4 044	3 613	363	19	344
	E	304	406	7 291	3 781	3 510	11	18	392	380	3 378	3 112	128	9	119
TR632 K.Maraş	A	328	566	10 507	5 489	5 018	93	108	791	811	4 605	4 099	397	59	338
	D	143	336	6 570	3 490	3 080	70	84	473	448	2 947	2 548	296	39	257
	E	185	230	3 937	1 999	1 938	23	24	318	363	1 658	1 551	101	20	81
TR633 Osmaniye	A	173	298	5 725	3 012	2 713	71	55	377	324	2 564	2 334	225	23	202
	D	99	216	4 408	2 318	2 090	67	49	275	225	1 976	1 816	202	18	184
	E	74	82	1 317	694	623	4	6	102	99	588	518	23	5	18



**2.2 İstatistikî Bölge Birimleri Sınıflaması 3. düzey, yerleşim yerine göre okul öncesi eğitim kurumlarında okul, şube, öğrenci ve öğretmen sayısı (devam)**  
 Number of schools, divisions, students and teachers in pre-primary education institutions by settlement place according to Classification of Statistical Region Units Level 3 (continued)

[2008/'09 Öğretim yılı başı - Beginning of the educational year 2008/'09]

**A. Toplam - Total**

**D. Şehir - City**

**E. Köy - Village**

İBBS - 3. Düzey SRE - Level 3	Okul School	Şube Division	Doğum yılları Year of birth									Öğretmen <sup>(1)</sup> Teacher <sup>(1)</sup>			
			Öğrenci Student			2005		2004		2003		Toplam Total	Erkek Males	Kadın Females	
			Toplam Total	Erkek Males	Kadın Females	Erkek Males	Kadın Females	Erkek Males	Kadın Females	Erkek Males	Kadın Females				
TR711 Kırıkkale	A	93	177	2 742	1 439	1 303	44	32	180	185	1 215	1 086	112	6	106
	D	76	159	2 496	1 317	1 179	44	30	158	164	1 115	985	104	5	99
	E	17	18	246	122	124	-	2	22	21	100	101	8	1	7
TR 712 Aksaray	A	213	287	4 735	2 463	2 272	118	100	469	407	1 876	1 765	151	11	140
	D	81	146	2 650	1 393	1 257	91	84	270	222	1 032	951	119	5	114
	E	132	141	2 085	1 070	1 015	27	16	199	185	844	814	32	6	26
TR713 Niğde	A	187	268	4 934	2 475	2 459	68	91	529	540	1 878	1 828	133	9	124
	D	63	119	1 983	980	1 003	37	65	185	199	758	739	96	6	90
	E	124	149	2 951	1 495	1 456	31	26	344	341	1 120	1 089	37	3	34
TR714 Nevşehir	A	171	266	5 247	2 673	2 574	52	57	655	659	1 966	1 858	224	23	201
	D	70	139	2 861	1 480	1 381	30	37	314	321	1 136	1 023	137	18	119
	E	101	127	2 386	1 193	1 193	22	20	341	338	830	835	87	5	82
TR715 Kırşehir	A	105	173	2 851	1 458	1 393	87	77	321	326	1 050	990	125	9	116
	D	60	128	2 260	1 168	1 092	69	59	253	241	846	792	104	7	97
	E	45	45	591	290	301	18	18	68	85	204	198	21	2	19
TR721 Kayseri	A	402	723	12 873	6 746	6 127	135	140	890	963	5 721	5 024	330	15	315
	D	252	562	10 387	5 453	4 934	121	114	648	712	4 684	4 108	316	14	302
	E	150	161	2 486	1 293	1 193	14	26	242	251	1 037	916	14	1	13
TR722 Sivas	A	261	377	6 184	3 193	2 991	91	75	466	511	2 636	2 405	230	24	206
	D	132	243	4 381	2 261	2 120	68	56	281	299	1 912	1 765	194	20	174
	E	129	134	1 803	932	871	23	19	185	212	724	640	36	4	32
TR723 Yozgat	A	312	427	6 471	3 381	3 090	151	140	805	771	2 425	2 179	145	14	131
	D	106	212	3 630	1 929	1 701	94	89	373	331	1 462	1 281	134	13	121
	E	206	215	2 841	1 452	1 389	57	51	432	440	963	898	11	1	10
TR811 Zonguldak	A	215	336	5 650	2 946	2 704	121	166	487	431	2 338	2 107	248	8	240
	D	103	203	3 634	1 892	1 742	111	152	350	305	1 431	1 285	189	4	185
	E	112	133	2 016	1 054	962	10	14	137	126	907	822	59	4	55
TR812 Karabük	A	64	116	2 080	1 071	1 009	37	39	182	172	852	798	89	5	84
	D	55	106	1 934	989	945	37	37	170	166	782	742	84	4	80
	E	9	10	146	82	64	-	2	12	6	70	56	5	1	4
TR813 Bartın	A	86	119	1 905	983	922	37	25	192	191	754	706	93	3	90
	D	27	57	937	485	452	32	23	110	113	343	316	49	1	48
	E	59	62	968	498	470	5	2	82	78	411	390	44	2	42
TR821 Kastamonu	A	120	184	3 157	1 638	1 519	79	69	330	277	1 229	1 173	178	14	164
	D	75	135	2 528	1 312	1 216	73	55	248	217	991	944	143	12	131
	E	45	49	629	326	303	6	14	82	60	238	229	35	2	33
TR822 Çankırı	A	72	120	1 991	1 011	980	60	57	233	243	718	680	80	1	79
	D	43	91	1 612	829	783	50	40	173	177	606	566	72	1	71
	E	29	29	379	182	197	10	17	60	66	112	114	8	-	8
TR823 Sinop	A	90	133	2 019	1 056	963	60	48	244	220	752	695	72	7	65
	D	46	83	1 368	719	649	42	34	154	148	523	467	57	4	53
	E	44	50	651	337	314	18	14	90	72	229	228	15	3	12
TR831 Samsun	A	624	948	16 282	8 466	7 816	409	404	2 007	1 907	6 050	5 505	452	20	432
	D	236	528	10 020	5 217	4 803	274	262	1 038	971	3 905	3 570	415	18	397
	E	388	420	6 262	3 249	3 013	135	142	969	936	2 145	1 935	37	2	35
TR832 Tokat	A	344	466	7 201	3 734	3 467	144	157	780	734	2 810	2 576	195	17	178
	D	118	226	4 013	2 105	1 908	85	84	348	310	1 672	1 514	152	15	137
	E	226	240	3 188	1 629	1 559	59	73	432	424	1 138	1 062	43	2	41
TR833 Çorum	A	239	340	5 131	2 631	2 500	102	81	461	440	2 068	1 979	184	6	178
	D	132	232	3 738	1 914	1 824	83	59	261	258	1 570	1 507	181	6	175
	E	107	108	1 393	717	676	19	22	200	182	498	472	3	-	3
TR834 Amasya	A	198	361	7 848	3 996	3 852	129	136	1 526	1 367	2 341	2 349	169	8	161
	D	93	235	5 864	2 995	2 869	105	104	1 110	960	1 780	1 805	153	5	148
	E	105	126	1 984	1 001	983	24	32	416	407	561	544	16	3	13

**2.2 İstatistikî Bölge Birimleri Sınıflaması 3. düzey, yerleşim yerine göre okul öncesi eğitim kurumlarında okul, şube, öğrenci ve öğretmen sayısı (devam)**  
 Number of schools, divisions, students and teachers in pre-primary education institutions by settlement place according to Classification of Statistical Region Units Level 3 (continued)

[2008/'09 Öğretim yılı başı - Beginning of the educational year 2008/'09]

		A. Toplam - Total			D. Şehir - City			E. Köy - Village							
				Öğrenci			Doğum yılları						Öğretmen <sup>(1)</sup>		
				Student			2005		2004		2003		Teacher <sup>(1)</sup>		
				Toplam	Erkek	Kadın	Erkek	Kadın	Erkek	Kadın	Erkek	Kadın	Toplam	Erkek	Kadın
İBBS - 3. Düzey	Okul	Şube	Toplam	Erkek	Kadın	Erkek	Kadın	Erkek	Kadın	Erkek	Kadın	Toplam	Erkek	Kadın	
SRE - Level 3	School	Division	Total	Males	Females	Males	Females	Males	Females	Males	Females	Total	Males	Females	
TR901 Trabzon	A	372	754	17 740	9 022	8 718	900	903	3 196	3 103	4 926	4 712	295	25	270
	D	144	467	11 002	5 641	5 361	564	528	1 898	1 827	3 179	3 006	227	19	208
	E	228	287	6 738	3 381	3 357	336	375	1 298	1 276	1 747	1 706	68	6	62
TR902 Ordu	A	214	353	6 100	3 152	2 948	99	76	628	591	2 425	2 281	251	10	241
	D	102	238	4 376	2 291	2 085	91	71	488	426	1 712	1 588	208	10	198
	E	112	115	1 724	861	863	8	5	140	165	713	693	43	-	43
TR903 Giresun	A	184	309	5 453	2 771	2 682	176	193	681	600	1 914	1 889	228	11	217
	D	102	224	4 171	2 125	2 046	166	176	486	440	1 473	1 430	194	8	186
	E	82	85	1 282	646	636	10	17	195	160	441	459	34	3	31
TR904 Rize	A	144	273	5 787	2 912	2 875	105	141	837	830	1 970	1 904	121	9	112
	D	81	202	4 286	2 149	2 137	99	131	575	588	1 475	1 418	104	9	95
	E	63	71	1 501	763	738	6	10	262	242	495	486	17	-	17
TR905 Artvin	A	81	124	1 919	976	943	46	60	235	234	695	649	74	10	64
	D	49	89	1 474	748	726	45	51	170	181	533	494	61	6	55
	E	32	35	445	228	217	1	9	65	53	162	155	13	4	9
TR906 Gümüşhane	A	91	122	1 701	934	767	77	60	258	224	599	483	52	5	47
	D	26	53	948	521	427	46	40	139	120	336	267	42	4	38
	E	65	69	753	413	340	31	20	119	104	263	216	10	1	9
TRA11 Erzurum	A	302	417	9 357	5 014	4 343	316	237	1 301	1 112	3 397	2 994	241	17	224
	D	152	265	6 253	3 397	2 856	262	177	796	639	2 339	2 040	187	13	174
	E	150	152	3 104	1 617	1 487	54	60	505	473	1 058	954	54	4	50
TRA12 Erzincan	A	108	150	2 553	1 309	1 244	84	66	312	292	913	886	100	8	92
	D	56	98	1 825	950	875	75	61	227	200	648	614	78	5	73
	E	52	52	728	359	369	9	5	85	92	265	272	22	3	19
TRA13 Bayburt	A	56	65	977	491	486	32	39	141	147	318	300	30	5	25
	D	21	29	509	248	261	16	23	57	59	175	179	23	5	18
	E	35	36	468	243	225	16	16	84	88	143	121	7	-	7
TRA21 Ağrı	A	159	234	4 323	2 260	2 063	83	79	458	457	1 719	1 527	137	24	113
	D	72	140	2 637	1 389	1 248	53	51	258	273	1 078	924	96	18	78
	E	87	94	1 686	871	815	30	28	200	184	641	603	41	6	35
TRA22 Kars	A	178	233	3 720	1 847	1 873	79	94	441	477	1 327	1 302	106	9	97
	D	49	93	1 584	805	779	58	60	179	185	568	534	58	6	52
	E	129	140	2 136	1 042	1 094	21	34	262	292	759	768	48	3	45
TRA23 Iğdır	A	101	164	3 459	1 740	1 719	46	73	429	437	1 265	1 209	75	14	61
	D	37	81	2 113	1 043	1 070	31	49	259	266	753	755	48	10	38
	E	64	83	1 346	697	649	15	24	170	171	512	454	27	4	23
TRA24 Ardahan	A	106	119	1 913	978	935	41	53	291	323	646	559	57	1	56
	D	18	29	510	262	248	19	28	66	73	177	147	24	-	24
	E	88	90	1 403	716	687	22	25	225	250	469	412	33	1	32
TRB11 Malatya	A	313	531	10 055	5 205	4 850	247	237	1 299	1 285	3 659	3 328	282	30	252
	D	142	333	6 815	3 497	3 318	158	144	803	815	2 536	2 359	221	17	204
	E	171	198	3 240	1 708	1 532	89	93	496	470	1 123	969	61	13	48
TRB12 Elazığ	A	246	451	7 939	4 189	3 750	246	201	1 128	1 078	2 815	2 471	242	19	223
	D	118	305	5 760	3 050	2 710	167	135	738	703	2 145	1 872	206	16	190
	E	128	146	2 179	1 139	1 040	79	66	390	375	670	599	36	3	33
TRB13 Bingöl	A	145	217	3 711	1 853	1 858	134	114	520	585	1 199	1 159	99	10	89
	D	48	107	1 974	1 014	960	67	57	238	241	709	662	81	8	73
	E	97	110	1 737	839	898	67	57	282	344	490	497	18	2	16
TRB14 Tunceli	A	41	78	1 124	587	537	73	57	194	163	320	317	61	4	57
	D	27	56	862	451	411	50	45	142	113	259	253	50	4	46
	E	14	22	262	136	126	23	12	52	50	61	64	11	-	11
TRB21 Van	A	343	634	13 487	7 038	6 449	287	266	1 698	1 745	5 053	4 438	398	57	341
	D	139	352	7 781	4 088	3 693	196	166	927	930	2 965	2 597	279	45	234
	E	204	282	5 706	2 950	2 756	91	100	771	815	2 088	1 841	119	12	107

**2.2 İstatistikî Bölge Birimleri Sınıflaması 3. düzey, yerleşim yerine göre okul öncesi eğitim kurumlarında okul, şube, öğrenci ve öğretmen sayısı (devam)**  
 Number of schools, divisions, students and teachers in pre-primary education institutions by settlement place according to Classification of Statistical Region Units Level 3 (continued)

[2008/09 Öğretim yılı başı - Beginning of the educational year 2008/09]

**A. Toplam - Total**

**D. Şehir - City**

**E. Köy - Village**

İBBS - 3. Düzey SRE - Level 3	Okul School	Şube Division	Doğum yılları Year of birth									Öğretmen <sup>(1)</sup> Teacher <sup>(1)</sup>			
			Öğrenci Student			2005		2004		2003		Toplam Total	Erkek Males	Kadın Females	
			Toplam Total	Erkek Males	Kadın Females	Erkek Males	Kadın Females	Erkek Males	Kadın Females	Erkek Males	Kadın Females				
TRB22 Muş	A	248	404	8 344	4 373	3 971	176	233	1 216	1 096	2 981	2 642	130	14	116
	D	66	126	3 046	1 693	1 353	84	106	492	398	1 117	849	79	6	73
	E	182	278	5 298	2 680	2 618	92	127	724	698	1 864	1 793	51	8	43
TRB23 Bitlis	A	242	374	6 828	3 532	3 296	183	199	1 037	1 036	2 312	2 061	133	20	113
	D	93	171	3 237	1 720	1 517	106	98	442	431	1 172	988	94	16	78
	E	149	203	3 591	1 812	1 779	77	101	595	605	1 140	1 073	39	4	35
TRB 24 Hakkari	A	99	163	2 878	1 509	1 369	66	75	346	332	1 097	962	81	12	69
	D	36	80	1 632	863	769	34	49	188	182	641	538	64	11	53
	E	63	83	1 246	646	600	32	26	158	150	456	424	17	1	16
TRC11 Gaziantep	A	417	918	18 102	9 671	8 431	378	318	1 674	1 634	7 619	6 479	464	42	422
	D	274	747	15 064	8 074	6 990	349	298	1 351	1 305	6 374	5 387	449	39	410
	E	143	171	3 038	1 597	1 441	29	20	323	329	1 245	1 092	15	3	12
TRC12 Adıyaman	A	280	418	7 268	3 803	3 465	100	108	669	700	3 034	2 657	305	43	262
	D	98	219	4 271	2 265	2 006	68	63	357	367	1 840	1 576	210	28	182
	E	182	199	2 997	1 538	1 459	32	45	312	333	1 194	1 081	95	15	80
TRC13 Kilis	A	75	121	2 169	1 124	1 045	38	45	263	242	823	758	66	6	60
	D	36	80	1 548	815	733	27	38	186	162	602	533	59	6	53
	E	39	41	621	309	312	11	7	77	80	221	225	7	-	7
TRC21 Şanlıurfa	A	455	937	20 130	10 599	9 531	291	358	2 441	2 420	7 867	6 753	423	55	368
	D	201	617	13 247	7 007	6 240	230	282	1 670	1 620	5 107	4 338	344	45	299
	E	254	320	6 883	3 592	3 291	61	76	771	800	2 760	2 415	79	10	69
TRC22 Diyarbakır	A	613	1 101	23 812	12 445	11 367	499	524	3 485	3 267	8 461	7 576	422	51	371
	D	247	646	14 628	7 707	6 921	290	314	1 964	1 787	5 453	4 820	325	42	283
	E	366	455	9 184	4 738	4 446	209	210	1 521	1 480	3 008	2 756	97	9	88
TRC31 Mardin	A	309	502	9 130	4 678	4 452	175	205	973	1 065	3 530	3 182	238	31	207
	D	118	258	4 966	2 591	2 375	119	128	513	524	1 959	1 723	180	29	151
	E	191	244	4 164	2 087	2 077	56	77	460	541	1 571	1 459	58	2	56
TRC32 Batman	A	192	418	10 283	5 637	4 646	865	615	1 558	1 219	3 214	2 812	190	26	164
	D	86	275	7 592	4 237	3 355	828	562	1 161	847	2 248	1 946	141	24	117
	E	106	143	2 691	1 400	1 291	37	53	397	372	966	866	49	2	47
TRC33 Şırnak	A	156	321	7 265	3 878	3 387	167	153	950	876	2 761	2 358	159	16	143
	D	66	193	4 327	2 355	1 972	136	119	627	566	1 592	1 287	130	12	118
	E	90	128	2 938	1 523	1 415	31	34	323	310	1 169	1 071	29	4	25
TRC34 Siirt	A	164	370	7 510	3 807	3 703	219	229	1 141	1 149	2 447	2 325	128	18	110
	D	68	246	4 936	2 507	2 429	179	187	736	738	1 592	1 504	104	16	88
	E	96	124	2 574	1 300	1 274	40	42	405	411	855	821	24	2	22

## 2.3 İlköğretim eğitim kurumlarının kademelere göre okul, öğrenci, öğretmen ve derslik sayısı

Number of schools, students, teachers and classrooms in primary education institutions by level of education

[2008/'09 Öğretim yılı - The educational year 2008/'09]

Eğitim kademesi (Level of education)	Okul/ Kurum School/ Institution	Öğrenci sayısı Number of students			Öğretmen Teachers			Derslik Classroom	
		Toplam Total	Erkek Males	Kadın Females	Toplam Total	Kadrolu Permanent	Sözleş- meli Contractual		
<b>İlköğretim</b> Primary Education		<b>33 769</b>	<b>10 709 920</b>	<b>5 553 871</b>	<b>5 156 049</b>	<b>453 318</b>	<b>419 340</b>	<b>33 978</b>	<b>320 393</b>
<b>Açık ilköğretim</b> Open primary education	1	<b>346 475</b>	187 351	159 124	-	-	-	-	-
<b>İlköğretim (Resmi)</b> Primary education (public)		<b>32 861</b>	<b>10 123 457</b>	<b>5 236 381</b>	<b>4 887 076</b>	<b>428 429</b>	<b>394 451</b>	<b>33 978</b>	<b>305 420</b>
<b>Özel ilköğretim okulları</b> Private primary schools		<b>907</b>	<b>239 988</b>	<b>130 139</b>	<b>109 849</b>	<b>24 889</b>	<b>24 889</b>	-	<b>14 973</b>
<b>İlköğretim Genel Müdürlüğü (resmi)</b> General Directorate of Primary Education (public)		<b>32 594</b>	<b>10 107 614</b>	<b>5 226 610</b>	<b>4 881 004</b>	<b>424 050</b>	<b>390 189</b>	<b>33 861</b>	<b>302 506</b>
<b>İlköğretim okulu</b> Primary school	32 001	<b>9 844 776</b>	5 077 559	4 767 217	411 083	378 756	32 327	292 525	
<b>Yatılı ilköğretim bölge okulu</b> Regional boarding primary school	593	<b>262 838</b>	149 051	113 787	12 967	11 433	1 534	9 981	
<b>Özel Eğitim Rehberlik ve Danışma Hizmetleri Genel Müdürlüğü (Resmi)</b> General Directorate of Special Education Guidance and Counselling Services (Public)		<b>267</b>	<b>15 843</b>	<b>9 771</b>	<b>6 072</b>	<b>4 379</b>	<b>4 262</b>	<b>117</b>	<b>2 914</b>
<b>Eğitilebilir zihinsel engelliler ilköğretim okulu -</b> Primary School for the educable mentally impaired	50	<b>2 881</b>	1 857	1 024	918	901	17	537	
<b>Görme engelliler ilköğretim okulu</b> Primary school for the visually-impaired	15	<b>1 354</b>	775	579	396	391	5	278	
<b>İşitme engelliler ilköğretim okulu</b> Primary school for the hearing impaired	48	<b>4 821</b>	2 756	2 065	1 113	1 067	46	675	
<b>Ortopedik engelliler ilköğretim okulu</b> Primary school for the orthopedic impaired	3	<b>461</b>	253	208	81	81	-	62	
<b>Otistik çocuklar eğitim merkezi (İlköğretim) -</b> Autistic children training center (Primary education)	25	<b>580</b>	478	102	278	264	14	253	
<b>Öğretililebilir zihinsel engelliler eğitim uygulama okulu (ilköğretim)</b> Mentally impaired capable of learning training imp.school (primary education)	125	<b>5 706</b>	3 612	2 094	1 579	1 544	35	1 099	
<b>Uyum güçlüğü olanlar ilköğretim okulu</b> Primary school for children with adaptation problems	1	<b>40</b>	40	0	14	14	-	10	
<b>İlköğretim (özel)</b> Primary education (private)		<b>907</b>	<b>239 988</b>	<b>130 139</b>	<b>109 849</b>	<b>24 889</b>	<b>24 889</b>	-	<b>14 973</b>
<b>Özel Türk ilköğretim okulu</b> Private Turkish primary school	694	<b>232 971</b>	126 143	106 828	22 883	22 883	-	13 252	
<b>Özel özel eğitim ilköğretim okulu</b> Private special education primary school	171	<b>4 302</b>	2 620	1 682	1 461	1 461	-	1 446	
<b>Özel azınlık ilköğretim okulu</b> Private minority primary school	34	<b>2 356</b>	1 156	1 200	363	363	-	238	
<b>Özel uluslararası ilköğretim okulu</b> Private international primary school	7	<b>338</b>	204	134	178	178	-	31	
<b>Özel yabancı ilköğretim okulu</b> Private foreign primary school	1	<b>21</b>	16	5	4	4	-	6	

2.4 İstatistikî Bölge Birimleri Sınıflaması 3. düzey, yerleşim yeri, sınıflara göre İlköğretimde, okul, şube ve öğrenci sayısı  
[2008/09 Öğretim yılı başı]

A. Toplam

D. Şehir

E. Köy

İBBS 3. Düzey	Okul	Şube	Özel eğitim <sup>(4)</sup>												
			Toplam - Total			Special education <sup>(1)</sup>			1. Sınıf <sup>(3)</sup> - Grade 1 <sup>(3)</sup>			2. Sınıf - Grade 2			
			Öğrenci - Student			Şube			Şube			Şube			
			Toplam Total	Erkek Males	Kadın Females	Division	Erkek Males	Kadın Females	Division	Erkek Males	Kadın Females	Division	Erkek Males	Kadın Females	
TR Türkiye	A	33 769	408 221	10 709 920	5 553 871	5 156 049	8 652	8 102	4 913	54 369	663 655	616 141	54 815	685 457	646 408
	D	11 503	254 229	8 150 518	4 234 052	3 916 466	8 149	7 685	4 664	30 233	489 477	454 104	30 620	505 426	475 627
	E	22 266	153 992	2 559 402	1 319 819	1 239 583	503	417	249	24 136	174 178	162 037	24 195	180 031	170 781
TR100 İstanbul	A	1 616	47 251	1 800 590	933 470	867 120	2 229	2 156	1 284	5 686	109 364	100 023	5 719	114 052	106 384
	D	1 421	43 877	1 703 260	882 713	820 547	2 134	2 058	1 237	5 252	103 035	94 229	5 285	107 346	100 150
	E	195	3 374	97 330	50 757	46 573	95	98	47	434	6 329	5 794	434	6 706	6 234
TR211 Tekirdağ	A	201	3 190	95 651	49 726	45 925	27	18	8	410	5 894	5 487	403	5 908	5 596
	D	108	2 179	70 410	36 528	33 882	27	18	8	276	4 249	3 998	269	4 193	4 028
	E	93	1 011	25 241	13 198	12 043	-	-	-	134	1 645	1 489	134	1 715	1 568
TR212 Edirne	A	153	1 737	40 525	21 185	19 340	7	7	4	223	2 331	2 142	218	2 309	2 297
	D	79	1 195	30 929	16 228	14 701	7	7	4	146	1 764	1 665	141	1 728	1 700
	E	74	542	9 596	4 957	4 639	-	-	-	77	567	477	77	581	597
TR213 Kırklareli	A	143	1 456	35 998	18 664	17 334	23	23	12	191	1 971	1 940	192	2 183	1 994
	D	59	910	27 514	14 272	13 242	23	23	12	109	1 502	1 491	108	1 606	1 493
	E	84	546	8 484	4 392	4 092	-	-	-	82	469	449	84	577	501
TR221 Balıkesir	A	538	5 759	131 201	67 692	63 509	132	120	79	766	7 443	6 878	772	7 738	7 476
	D	161	3 246	91 412	47 434	43 978	124	107	76	360	4 933	4 550	367	5 211	4 954
	E	377	2 513	39 789	20 258	19 531	8	13	3	406	2 510	2 328	405	2 527	2 522
TR222 Çanakkale	A	191	2 141	48 625	25 275	23 350	22	13	20	284	2 892	2 611	271	2 864	2 689
	D	75	1 227	33 168	17 273	15 895	22	13	20	149	1 814	1 695	138	1 892	1 759
	E	116	914	15 457	8 002	7 455	-	-	-	135	1 078	916	133	972	930
TR310 İzmir	A	967	16 535	461 254	238 938	222 316	566	470	276	2 006	26 111	24 095	2 045	27 729	26 506
	D	555	13 273	401 544	207 915	193 629	520	446	262	1 521	22 351	20 538	1 563	23 718	22 779
	E	412	3 262	59 710	31 023	28 687	46	24	14	485	3 760	3 557	482	4 011	3 727
TR321 Aydın	A	481	5 354	122 356	62 935	59 421	180	136	57	692	7 038	6 675	705	7 369	7 041
	D	149	2 916	80 055	41 297	38 758	161	115	46	319	4 364	4 116	332	4 547	4 341
	E	332	2 438	42 301	21 638	20 663	19	21	11	373	2 674	2 559	373	2 822	2 700
TR322 Denizli	A	368	4 747	120 068	61 693	58 375	34	38	30	603	7 248	6 720	619	7 435	7 281
	D	115	2 406	69 716	35 896	33 820	23	27	17	274	3 890	3 679	286	4 053	4 045
	E	253	2 341	50 352	25 797	24 555	11	11	13	329	3 358	3 041	333	3 382	3 236
TR323 Muğla	A	393	4 043	95 276	49 609	45 667	94	77	52	553	5 570	5 192	566	5 886	5 558
	D	86	1 645	48 165	25 290	22 875	65	62	34	184	2 533	2 360	189	2 687	2 554
	E	307	2 398	47 111	24 319	22 792	29	15	18	369	3 037	2 832	377	3 199	3 004
TR331 Manisa	A	670	7 053	169 936	87 871	82 065	109	151	73	968	10 095	9 410	980	10 313	9 798
	D	196	4 017	121 499	62 960	58 539	96	140	68	461	6 939	6 510	469	7 129	6 783
	E	474	3 036	48 437	24 911	23 526	13	11	5	507	3 156	2 900	511	3 184	3 015
TR332 Afyonkarahisar	A	472	4 351	97 588	50 639	46 949	19	17	10	588	6 014	5 401	587	6 088	5 740
	D	143	1 987	55 069	29 010	26 059	18	17	8	234	3 133	2 833	232	3 226	2 981
	E	329	2 364	42 519	21 629	20 890	1	-	2	354	2 881	2 568	355	2 862	2 759
TR333 Kütahya	A	330	3 121	65 824	34 100	31 724	28	27	12	432	3 992	3 569	437	4 162	3 955
	D	112	1 761	46 825	24 413	22 412	28	27	12	209	2 669	2 449	210	2 883	2 721
	E	218	1 360	18 999	9 687	9 312	-	-	-	223	1 323	1 120	227	1 279	1 234
TR334 Uşak	A	182	1 858	42 321	22 086	20 235	34	29	12	241	2 414	2 284	248	2 586	2 442
	D	68	1 116	31 268	16 388	14 880	30	26	10	124	1 733	1 646	127	1 843	1 725
	E	114	742	11 053	5 698	5 355	4	3	2	117	681	638	121	743	717
TR411 Bursa	A	600	11 138	334 323	173 226	161 097	211	180	135	1 404	20 173	18 115	1 427	20 933	19 683
	D	331	9 022	293 117	152 090	141 027	200	171	128	1 087	17 581	15 785	1 105	18 178	17 033
	E	269	2 116	41 206	21 136	20 070	11	9	7	317	2 592	2 330	322	2 755	2 650
TR412 Eskişehir	A	237	3 368	84 432	43 569	40 863	138	122	97	411	4 643	4 526	413	5 041	4 741
	D	154	2 856	78 151	40 344	37 807	138	122	97	330	4 282	4 187	330	4 571	4 326
	E	83	512	6 281	3 225	3 056	-	-	-	81	361	339	83	470	415
TR413 Bilecik	A	81	916	23 435	12 174	11 261	-	-	-	117	1 366	1 282	125	1 503	1 441
	D	49	734	20 261	10 559	9 702	-	-	-	86	1 145	1 087	94	1 267	1 221
	E	32	182	3 174	1 615	1 559	-	-	-	31	221	195	31	236	220
TR421 Kocaeli	A	372	7 233	213 361	110 411	102 950	203	197	138	884	13 065	12 039	915	14 071	13 167
	D	217	5 125	159 610	82 678	76 932	154	168	113	620	9 719	8 824	640	10 359	9 733
	E	155	2 108	53 751	27 733	26 018	49	29	25	264	3 346	3 215	275	3 712	3 434
TR422 Sakarya	A	376	4 349	120 582	62 094	58 488	18	11	12	588	7 429	6 862	605	7 916	7 338
	D	159	2 872	90 251	46 631	43 620	18	11	12	350	5 458	5 043	358	5 760	5 343
	E	217	1 477	30 331	15 463	14 868	-	-	-	238	1 971	1 819	247	2 156	1 995
TR423 Düzce	A	198	2 103	46 518	23 725	22 793	57	58	39	294	2 736	2 665	292	3 014	2 863
	D	59	1 171	30 925	15 794	15 131	57	58	39	136	1 745	1 685	143	1 962	1 880
	E	139	932	15 593	7 931	7 662	-	-	-	158	991	980	149	1 052	983

Not. Özel eğitime muhtaç öğrenciler için açılmış müstakil sınıflar yok ise; bu öğrenciler normal öğrenciler içinde gösterilmiştir.  
(1) Yeni kayıt olan öğrencileri de kapsar.

2.4 Number of schools, divisions and students in primary education by grade and settlement place according to Classification of Statistical Region Units Level 3  
[Beginning of the educational year 2008/09]

A. Total

E. Village

D. City

3. Sınıf - Grade 3			4. Sınıf - Grade 4			5. Sınıf - Grade 5			6. Sınıf - Grade 6			7. Sınıf - Grade 7			8. Sınıf - Grade 8			SRE- Level 3	
Şube		Division	Şube		Division	Şube		Division	Şube		Division	Şube		Division	Şube		Division		
Erkek Males	Kadın Females		Erkek Males	Kadın Females		Erkek Males	Kadın Females		Erkek Males	Kadın Females		Erkek Males	Kadın Females		Erkek Males	Kadın Females			
54 374	681 335	649 389	52 263	674 048	640 358	51 903	677 127	644 675	47 021	756 187	712 910	42 707	716 767	635 769	42 117	691 193	605 486	A	Turkey TR
30 375	500 542	475 399	30 089	498 602	471 463	30 004	503 003	477 370	32 166	603 985	564 928	31 386	573 131	506 843	31 207	552 201	486 068	D	
23 999	180 793	173 990	22 174	175 446	168 895	21 899	174 124	167 305	14 855	152 202	147 982	11 321	143 636	128 926	10 910	138 992	119 418	E	
5 634	110 067	104 030	5 579	110 050	103 284	5 584	111 908	105 233	5 707	132 343	125 663	5 595	124 574	113 361	5 518	118 956	107 858	A	İstanbul TR100
5 203	103 759	98 076	5 164	103 741	97 403	5 170	105 371	99 267	5 316	125 967	119 670	5 209	118 341	107 875	5 144	113 095	102 640	D	
431	6 308	5 954	415	6 309	5 881	414	6 537	5 966	391	6 376	5 993	386	6 233	5 486	374	5 861	5 218	E	
392	5 929	5 602	396	6 211	5 537	387	6 007	5 852	404	6 877	6 277	385	6 580	5 939	386	6 302	5 627	A	Tekirdağ TR211
260	4 264	4 091	267	4 500	4 001	259	4 283	4 263	279	5 261	4 771	271	4 964	4 472	271	4 796	4 250	D	
132	1 665	1 511	129	1 711	1 536	128	1 724	1 589	125	1 616	1 506	114	1 616	1 467	115	1 506	1 377	E	
222	2 524	2 291	213	2 633	2 379	205	2 578	2 497	223	3 090	2 729	206	2 830	2 477	220	2 883	2 524	A	Edirne TR212
144	1 891	1 676	147	1 965	1 816	143	1 934	1 859	161	2 462	2 152	149	2 230	1 908	157	2 247	1 921	D	
78	633	615	66	668	563	62	644	638	62	628	577	57	600	569	63	636	603	E	
192	2 135	2 068	176	2 251	2 162	172	2 294	2 114	176	2 658	2 397	166	2 574	2 378	168	2 575	2 269	A	Kırklareli TR213
108	1 568	1 519	112	1 712	1 612	107	1 683	1 594	117	2 100	1 914	111	2 025	1 850	115	2 053	1 757	D	
84	567	549	64	539	550	65	611	520	59	558	483	55	549	528	53	522	512	E	
775	8 084	7 545	685	8 268	7 794	683	8 461	8 002	664	9 504	9 032	645	9 140	8 510	637	8 934	8 193	A	Balikesir TR221
374	5 348	4 952	372	5 596	5 257	372	5 794	5 421	427	6 997	6 602	427	6 782	6 201	423	6 666	5 965	D	
401	2 736	2 593	313	2 672	2 537	311	2 667	2 581	237	2 507	2 430	218	2 358	2 309	214	2 268	2 228	E	
276	2 950	2 770	249	2 872	2 744	258	3 173	2 945	267	3 527	3 282	256	3 559	3 202	258	3 425	3 087	A	Çanakkale TR222
144	1 966	1 783	141	1 896	1 860	146	2 088	1 903	163	2 522	2 385	160	2 607	2 264	164	2 475	2 226	D	
132	984	987	108	976	884	112	1 085	1 042	104	1 005	897	96	952	938	94	950	861	E	
2 030	27 986	26 189	1 983	28 402	26 730	1 996	29 251	27 706	2 012	34 227	32 115	1 949	32 865	29 730	1 948	31 897	28 969	A	İzmir TR310
1 549	23 954	22 389	1 560	24 415	23 050	1 573	25 160	23 792	1 678	30 307	28 582	1 653	29 169	26 406	1 656	28 395	25 831	D	
481	4 032	3 800	423	3 987	3 680	423	4 091	3 914	334	3 920	3 533	296	3 696	3 324	292	3 502	3 138	E	
704	7 673	7 396	642	7 587	6 990	648	8 042	7 474	625	8 694	8 342	579	8 309	7 889	579	8 087	7 557	A	Aydın TR321
323	4 662	4 605	320	4 721	4 352	325	5 088	4 685	384	6 163	5 841	376	5 925	5 548	376	5 712	5 224	D	
381	3 011	2 791	322	2 866	2 638	323	2 954	2 789	241	2 531	2 501	203	2 384	2 341	203	2 375	2 333	E	
622	7 588	7 232	581	7 689	7 215	570	7 667	7 266	584	8 187	7 964	571	8 051	7 368	563	7 790	7 299	A	Denizli TR322
289	4 222	3 966	296	4 290	3 979	288	4 321	4 121	316	5 050	4 984	320	5 114	4 554	314	4 929	4 475	D	
333	3 366	3 266	285	3 399	3 236	282	3 346	3 145	268	3 137	2 980	251	2 937	2 814	249	2 861	2 824	E	
560	5 987	5 604	462	6 054	5 389	451	6 124	5 579	460	6 851	6 525	455	6 684	5 939	442	6 376	5 829	A	Muğla TR323
191	2 816	2 566	191	2 903	2 585	194	2 976	2 794	212	3 915	3 625	211	3 803	3 201	208	3 595	3 156	D	
369	3 171	3 038	271	3 151	2 804	257	3 148	2 785	248	2 936	2 900	244	2 881	2 738	234	2 781	2 673	E	
964	10 507	9 789	843	10 626	10 054	826	10 852	10 519	806	12 192	11 349	779	11 839	10 728	778	11 296	10 345	A	Manisa TR331
461	7 246	6 774	479	7 452	7 098	477	7 638	7 434	525	9 130	8 402	526	8 905	7 895	523	8 381	7 575	D	
503	3 261	3 015	364	3 174	2 956	349	3 214	3 085	281	3 062	2 947	253	2 934	2 833	255	2 915	2 770	E	
590	6 366	6 055	558	6 159	5 967	546	6 244	5 893	517	6 936	6 335	467	6 410	5 859	479	6 405	5 689	A	A.KarahisarTR332
233	3 247	3 164	235	3 358	3 132	230	3 294	3 111	275	4 410	3 825	260	4 160	3 520	270	4 165	3 485	D	
357	3 119	2 891	323	2 801	2 835	316	2 950	2 782	242	2 526	2 510	207	2 250	2 339	209	2 240	2 204	E	
427	4 123	3 815	362	4 125	3 906	354	4 145	4 031	364	4 602	4 307	356	4 506	4 155	361	4 418	3 974	A	Kütahya TR333
205	2 800	2 616	202	2 927	2 707	203	2 919	2 827	233	3 431	3 161	233	3 437	3 015	238	3 320	2 904	D	
222	1 323	1 199	160	1 198	1 199	151	1 226	1 204	131	1 171	1 146	123	1 069	1 140	123	1 098	1 070	E	
249	2 692	2 448	225	2 676	2 538	219	2 673	2 534	225	3 108	2 799	209	3 019	2 575	208	2 889	2 603	A	Uşak TR334
131	1 885	1 749	134	1 988	1 810	132	1 934	1 837	150	2 389	2 188	145	2 360	1 957	143	2 230	1 958	D	
118	807	699	91	688	728	87	739	697	75	719	611	64	659	618	65	659	645	E	
1 394	20 948	19 229	1 316	20 759	19 590	1 320	21 431	20 088	1 390	23 859	22 856	1 349	22 949	21 033	1 327	21 994	20 368	A	Bursa TR411
1 078	18 108	16 605	1 069	18 087	17 097	1 087	18 707	17 485	1 161	21 208	20 252	1 130	20 503	18 641	1 105	19 547	18 001	D	
316	2 840	2 624	247	2 672	2 493	233	2 724	2 603	229	2 651	2 604	219	2 446	2 392	222	2 447	2 367	E	
420	5 266	4 787	400	5 130	5 070	411	5 434	5 162	401	6 161	5 708	383	5 942	5 461	391	5 830	5 311	A	Eskişehir TR412
338	4 805	4 397	328	4 688	4 653	337	4 930	4 733	359	5 809	5 351	345	5 625	5 112	351	5 512	4 951	D	
82	461	390	72	442	417	74	504	429	42	352	357	38	317	349	40	318	360	E	
124	1 436	1 330	109	1 479	1 376	111	1 605	1 351	112	1 674	1 522	109	1 586	1 467	109	1 525	1 492	A	Bilecik TR413
91	1 202	1 103	91	1 280	1 183	92	1 389	1 169	95	1 502	1 324	93	1 412	1 297	92	1 362	1 318	D	
33	234	227	18	199	193	19	216	182	17	172	198	16	174	170	17	163	174	E	
868	13 196	12 322	864	13 161	12 467	866	13 267	12 264	887	15 018	14 116	876	14 315	13 386	870	14 121	13 051	A	Kocaeli TR421
611	9 684	9 056	611	9 729	9 228	611	9 811	9 011	632	11 567	10 881	629	10 874	10 176	617	10 767	9 910	D	
257	3 512	3 266	253	3 432	3 239	255	3 456	3 253	255	3 451	3 235	247	3 441	3 210	253	3 354	3 141	E	
594	7 445	7 111	518	7 303	7 007	508	7 562	7 028	504	8 396	8 009	505	8 090	7 631	509	7 942	7 490	A	Sakarya TR422
352	5 298	5 059	354	5 431	5 160	347	5 583	5 206	361	6 551	6 216	362	6 296	5 831	370	6 243	5 750	D	
242	2 147	2 052	164	1 872	1 847	161	1 979	1 822	143	1 845	1 793	143	1 794	1 800	139	1 699	1 740	E	
284	2 965	2 789	237	2 869	2 654	238	2 869	2 703	237	3 118	3 142	229	3 062	3 014	235	3 034	2 924	A	Düzce TR423
131	1 843	1 730	134	1 848	1 748	132	1 879	1 753	144	2 1									

2.4 İstatistik Bölge Birimleri Sınıflaması 3. düzey, yerleşim yeri, sınıflara göre İlköğretimde, okul, şube ve öğrenci sayısı (devam)  
[2008/09 Öğretim yılı başı]

A. Toplam

D. Şehir

E. Köy

İBBS 3. Düzey	Okul	Şube	Özel eğitim <sup>(1)</sup>												
			Toplam - Total			Special education <sup>(1)</sup>			1. Sınıf <sup>(1)</sup> - Grade 1 <sup>(1)</sup>			2. Sınıf - Grade 2			
			Öğrenci - Student			Şube			Şube			Şube			
			Toplam Total	Erkek Males	Kadın Females	Division	Erkek Males	Kadın Females	Division	Erkek Males	Kadın Females	Division	Erkek Males	Kadın Females	
TR424 Bolu	A	93	1 267	31 857	16 249	15 608	76	71	54	159	1 908	1 746	161	1 923	1 841
	D	44	915	25 448	12 959	12 489	69	64	49	103	1 480	1 363	105	1 479	1 423
	E	49	352	6 409	3 290	3 119	7	7	5	56	428	383	56	444	418
TR425 Yalova	A	65	950	25 501	13 314	12 187	-	-	-	120	1 523	1 372	116	1 563	1 428
	D	33	662	19 619	10 237	9 382	-	-	-	82	1 141	1 042	79	1 176	1 095
	E	32	288	5 882	3 077	2 805	-	-	-	38	382	330	37	387	333
TR510 Ankara	A	966	19 879	592 026	305 627	286 399	443	373	222	2 426	35 475	33 216	2 468	37 661	35 155
	D	722	18 023	558 377	288 391	269 986	440	369	220	2 159	33 520	31 391	2 204	35 480	33 185
	E	244	1 856	33 649	17 236	16 413	3	4	2	267	1 955	1 825	264	2 181	1 970
TR521 Konya	A	951	11 753	303 554	156 467	147 087	483	396	234	1 494	18 013	16 751	1 492	19 204	18 061
	D	390	7 930	234 119	121 029	113 090	469	378	224	914	13 721	12 826	912	14 637	13 667
	E	561	3 823	69 435	35 438	33 997	14	18	10	580	4 292	3 925	580	4 567	4 394
TR522 Karaman	A	174	1 689	34 794	17 691	17 103	72	44	30	218	1 967	1 768	225	2 096	2 033
	D	54	928	25 674	13 117	12 557	72	44	30	96	1 405	1 220	101	1 468	1 423
	E	120	761	9 120	4 574	4 546	-	-	-	122	562	548	124	628	610
TR611 Antalya	A	681	9 371	260 622	134 879	125 743	424	365	227	1 181	15 457	14 529	1 188	16 347	15 290
	D	281	6 068	191 849	99 179	92 670	406	341	221	701	10 984	10 397	702	11 570	10 886
	E	400	3 303	68 773	35 700	33 073	18	24	6	480	4 473	4 132	486	4 777	4 404
TR612 Isparta	A	220	2 113	47 770	24 738	23 032	12	14	11	275	2 891	2 601	278	2 959	2 765
	D	84	1 273	35 365	18 381	16 984	12	14	11	147	2 066	1 892	147	2 141	1 964
	E	136	840	12 405	6 357	6 048	-	-	-	128	825	709	131	818	801
TR613 Burdur	A	159	1 462	29 011	15 015	13 996	16	15	12	191	1 853	1 647	202	1 837	1 685
	D	58	846	20 425	10 645	9 780	16	15	12	91	1 184	1 123	98	1 206	1 095
	E	101	616	8 586	4 370	4 216	-	-	-	100	669	524	104	631	590
TR621 Adana	A	720	10 779	324 288	168 624	155 664	79	102	52	1 463	20 575	18 584	1 475	21 537	20 316
	D	334	8 418	282 757	147 180	135 577	79	102	52	1 057	17 668	16 047	1 067	18 446	17 430
	E	386	2 361	41 531	21 444	20 087	-	-	-	406	2 907	2 537	408	3 091	2 886
TR622 Mersin	A	560	8 985	248 333	128 549	119 784	211	203	131	1 134	15 853	15 082	1 132	15 559	14 357
	D	270	6 637	203 304	105 433	97 871	200	196	126	803	12 836	12 323	801	12 442	11 526
	E	290	2 348	45 029	23 116	21 913	11	7	5	331	3 017	2 759	331	3 117	2 831
TR631 Hatay	A	641	8 777	235 648	121 512	114 136	163	110	65	1 137	14 892	13 788	1 163	15 449	14 515
	D	176	4 152	129 497	67 277	62 220	153	106	62	494	7 714	7 207	506	8 079	7 547
	E	465	4 625	106 151	54 235	51 916	10	4	3	643	7 178	6 581	657	7 370	6 968
TR632 Kahramanmaraş	A	777	7 612	175 881	91 374	84 507	114	118	78	1 067	11 689	10 702	1 077	12 095	11 240
	D	163	3 428	110 694	57 863	52 831	102	105	72	413	7 108	6 523	414	7 336	6 762
	E	614	4 184	65 187	33 511	31 676	12	13	6	654	4 581	4 179	663	4 759	4 478
TR633 Osmaniye	A	227	3 117	76 808	40 170	36 638	96	89	42	410	4 906	4 464	413	4 952	4 676
	D	86	2 199	61 571	32 376	29 195	96	89	42	263	3 871	3 522	265	3 839	3 623
	E	141	918	15 237	7 794	7 443	-	-	-	147	1 035	942	148	1 113	1 053
TR711 Kırıkkale	A	120	1 675	38 446	19 942	18 504	57	47	35	202	2 218	1 976	205	2 396	2 276
	D	70	1 353	34 704	18 018	16 686	57	47	35	150	1 978	1 728	154	2 130	2 027
	E	50	322	3 742	1 924	1 818	-	-	-	52	240	248	51	266	249
TR 712 Aksaray	A	275	2 635	60 214	30 961	29 253	7	5	8	353	4 084	3 853	360	3 787	3 632
	D	85	1 262	34 842	18 110	16 732	7	5	8	154	2 308	2 141	157	2 169	2 004
	E	190	1 373	25 372	12 851	12 521	-	-	-	199	1 776	1 712	203	1 618	1 628
TR713 Niğde	A	214	2 255	53 651	27 706	25 945	6	9	1	296	3 369	3 044	297	3 351	3 213
	D	64	943	26 070	13 550	12 520	2	2	1	112	1 573	1 407	114	1 524	1 506
	E	150	1 312	27 581	14 156	13 425	4	7	-	184	1 796	1 637	183	1 827	1 707
TR714 Nevşehir	A	165	1 899	40 640	20 965	19 675	85	86	50	223	2 528	2 270	232	2 454	2 454
	D	61	1 002	24 077	12 570	11 507	79	79	47	102	1 444	1 324	112	1 371	1 406
	E	104	897	16 563	8 395	8 168	6	7	3	121	1 084	946	120	1 083	1 048
TR715 Kırşehir	A	121	1 423	29 670	15 477	14 193	15	17	13	173	1 687	1 605	176	1 721	1 642
	D	60	949	22 974	12 131	10 843	15	17	13	107	1 295	1 231	110	1 325	1 217
	E	61	474	6 696	3 346	3 350	-	-	-	66	392	374	66	396	425
TR721 Kayseri	A	558	7 033	181 992	93 674	88 318	85	126	51	920	11 036	10 207	944	11 911	11 292
	D	265	5 068	154 412	79 669	74 743	85	126	51	623	9 227	8 617	642	10 020	9 528
	E	293	1 965	27 580	14 005	13 575	-	-	-	297	1 809	1 590	302	1 891	1 764
TR722 Sivas	A	569	4 967	92 393	47 496	44 897	97	73	32	684	5 921	5 534	692	5 674	5 535
	D	161	2 496	67 584	34 891	32 693	97	73	32	284	4 085	3 852	284	3 965	3 854
	E	408	2 471	24 809	12 605	12 204	-	-	-	400	1 836	1 682	408	1 709	1 681
TR723 Yozgat	A	458	4 026	69 679	35 434	34 245	17	18	13	555	3 860	3 582	557	4 262	4 082
	D	103	1 679	41 440	21 096	20 344	17	18	13	191	2 293	2 155	196	2 483	2 377
	E	355	2 347	28 239	14 338	13 901	-	-	-	364	1 567	1 427	361	1 779	1 705

2.4 Number of schools, divisions and students in primary education by grade and settlement place according to Classification of Statistical Region Units Level 3 (continued)  
[Beginning of the educational year 2008/09]

A. Total

E. Village

D. City

3. Sınıf - Grade 3			4. Sınıf - Grade 4			5. Sınıf - Grade 5			6. Sınıf - Grade 6			7. Sınıf - Grade 7			8. Sınıf - Grade 8			SRE- Level 3	
Şube	Erkek Males	Kadın Females	Şube	Erkek Males	Kadın Females	Şube	Erkek Males	Kadın Females	Şube	Erkek Males	Kadın Females	Şube	Erkek Males	Kadın Females	Şube	Erkek Males	Kadın Females		
Division			Division			Division			Division			Division			Division				
157	1 885	1 766	144	1 845	1 828	141	1 947	1 919	143	2 257	2 350	143	2 263	2 112	143	2 150	1 992	A	Bolu TR424
102	1 408	1 348	105	1 448	1 453	104	1 539	1 510	108	1 877	1 989	110	1 901	1 716	109	1 763	1 638	D	
55	477	418	39	397	375	37	408	409	35	380	361	33	362	396	34	387	354	E	
119	1 503	1 396	115	1 550	1 454	116	1 566	1 445	123	1 886	1 783	123	1 948	1 629	118	1 775	1 680	A	Yalova TR425
79	1 128	1 042	79	1 157	1 129	81	1 172	1 075	88	1 480	1 413	89	1 564	1 262	85	1 419	1 324	D	
40	375	354	36	393	325	35	394	370	35	406	370	34	384	367	33	356	356	E	
2 486	37 559	35 977	2 437	37 292	35 187	2 422	37 874	35 954	2 444	40 939	38 493	2 378	39 587	36 329	2 375	38 867	35 866	A	Ankara TR510
2 214	35 367	33 792	2 195	35 068	33 074	2 181	35 690	33 812	2 239	38 756	36 362	2 198	37 429	34 299	2 193	36 712	33 851	D	
272	2 192	2 185	242	2 224	2 113	241	2 184	2 142	205	2 183	2 131	180	2 158	2 030	182	2 155	2 015	E	
1 514	19 281	18 626	1 390	19 399	18 452	1 381	19 322	18 145	1 360	21 026	19 991	1 320	20 214	18 794	1 319	19 612	18 033	A	Konya TR521
932	14 511	14 003	910	14 743	13 944	908	14 705	13 853	970	16 724	15 745	953	16 035	14 678	962	15 575	14 150	D	
582	4 770	4 623	480	4 656	4 508	473	4 617	4 292	390	4 302	4 246	367	4 179	4 116	357	4 037	3 883	E	
223	2 121	2 203	223	2 194	2 145	222	2 192	2 163	186	2 438	2 458	158	2 375	2 155	162	2 264	2 148	A	Karaman TR522
100	1 434	1 501	99	1 523	1 507	98	1 513	1 478	121	1 985	1 964	120	1 953	1 730	121	1 792	1 704	D	
123	687	702	124	671	638	124	679	685	65	453	494	38	422	425	41	472	444	E	
1 165	16 211	15 258	1 120	16 301	15 153	1 116	16 449	15 336	1 106	18 589	17 956	1 042	17 797	16 131	1 029	17 363	15 863	A	Antalya TR611
688	11 595	10 931	682	11 668	11 001	685	11 906	11 054	753	14 264	13 840	729	13 553	12 317	722	13 298	12 023	D	
477	4 616	4 327	438	4 633	4 152	431	4 543	4 282	353	4 325	4 116	313	4 244	3 814	307	4 065	3 840	E	
281	2 962	2 859	264	3 034	2 926	258	2 967	2 882	251	3 376	3 136	244	3 260	2 989	250	3 275	2 863	A	Isparta TR612
153	2 111	2 090	153	2 156	2 141	154	2 177	2 131	168	2 643	2 382	167	2 546	2 241	172	2 527	2 132	D	
128	851	769	111	878	785	104	790	751	83	733	754	77	714	748	78	748	731	E	
199	1 767	1 708	180	1 750	1 731	175	1 838	1 730	171	1 987	1 870	165	2 005	1 834	163	1 963	1 779	A	Burdur TR613
97	1 133	1 113	100	1 214	1 188	102	1 301	1 159	116	1 543	1 416	112	1 515	1 339	114	1 534	1 335	D	
102	634	595	80	536	543	73	537	571	55	444	454	53	490	495	49	429	444	E	
1 466	20 795	20 050	1 340	19 990	19 265	1 336	20 662	19 897	1 257	22 734	20 874	1 191	21 770	18 611	1 172	20 459	18 015	A	Adana TR621
1 059	17 746	17 267	1 026	17 226	16 574	1 042	17 941	17 181	1 051	20 275	18 501	1 029	19 452	16 557	1 008	18 324	15 968	D	
407	3 049	2 783	314	2 764	2 691	294	2 721	2 716	206	2 459	2 373	162	2 318	2 054	164	2 135	2 047	E	
1 124	15 816	14 997	1 097	15 220	14 546	1 111	15 650	15 092	1 094	17 620	16 565	1 052	16 730	14 802	1 030	15 898	14 212	A	Mersin TR622
790	12 791	12 082	783	12 286	11 668	794	12 588	12 197	843	14 861	13 826	820	14 185	12 269	803	13 278	11 854	D	
334	3 025	2 915	314	2 934	2 878	317	3 092	2 895	251	2 759	2 739	232	2 545	2 533	227	2 620	2 358	E	
1 142	15 446	14 585	1 102	14 787	14 340	1 099	14 980	14 420	1 052	16 171	15 582	969	15 177	13 815	950	14 500	13 026	A	Hatay TR631
497	8 125	7 687	486	7 845	7 628	488	8 141	7 688	520	9 720	8 915	509	9 077	7 907	499	8 470	7 579	D	
645	7 321	6 898	616	6 942	6 712	611	6 839	6 732	532	6 451	6 667	460	6 100	5 908	451	6 030	5 447	E	
1 064	11 609	10 944	1 035	11 179	10 487	1 015	10 856	10 536	835	11 853	10 838	705	11 044	9 993	700	10 931	9 689	A	K.MaraşTR632
409	6 955	6 561	397	6 607	6 247	392	6 552	6 357	438	8 146	7 119	430	7 599	6 643	433	7 455	6 547	D	
655	4 654	4 383	638	4 572	4 240	623	4 304	4 179	397	3 707	3 719	275	3 445	3 350	267	3 476	3 142	E	
413	5 003	4 614	382	4 834	4 669	380	4 931	4 639	350	5 092	4 667	340	5 275	4 409	333	5 088	4 458	A	Osmaniye TR633
262	3 892	3 578	262	3 874	3 703	262	3 932	3 681	266	4 258	3 771	264	4 403	3 635	259	4 218	3 640	D	
151	1 111	1 036	120	960	966	118	999	958	84	834	896	76	872	774	74	870	818	E	
208	2 460	2 325	205	2 415	2 271	205	2 445	2 355	202	2 744	2 455	195	2 545	2 430	196	2 672	2 381	A	Kırıkkale TR711
157	2 153	2 067	158	2 183	2 042	160	2 209	2 096	174	2 507	2 265	171	2 353	2 239	172	2 458	2 187	D	
51	307	258	47	232	229	45	236	259	28	237	190	24	192	191	24	214	194	E	
358	3 728	3 665	357	3 765	3 577	355	3 733	3 645	297	4 095	3 824	275	3 851	3 551	273	3 913	3 498	A	Aksaray TR712
157	2 085	2 069	158	2 075	2 033	156	2 139	2 050	162	2 530	2 225	156	2 367	2 121	155	2 432	2 081	D	
201	1 643	1 596	199	1 690	1 544	199	1 594	1 595	135	1 565	1 599	119	1 484	1 430	118	1 481	1 417	E	
296	3 394	3 338	293	3 549	3 293	286	3 442	3 302	265	3 534	3 442	258	3 527	3 153	258	3 531	3 159	A	Niğde TR713
115	1 602	1 576	115	1 620	1 526	111	1 575	1 530	125	1 834	1 733	125	1 874	1 632	124	1 946	1 609	D	
181	1 792	1 762	178	1 929	1 767	175	1 867	1 772	140	1 700	1 709	133	1 653	1 521	134	1 585	1 550	E	
236	2 584	2 513	236	2 522	2 489	234	2 672	2 507	216	2 820	2 494	218	2 695	2 430	219	2 604	2 468	A	Neveşehir TR714
114	1 493	1 435	115	1 474	1 431	115	1 531	1 410	118	1 800	1 519	120	1 686	1 437	127	1 692	1 498	D	
122	1 091	1 078	121	1 048	1 058	119	1 141	1 097	98	1 020	975	98	1 009	993	92	912	970	E	
181	1 945	1 800	176	1 857	1 774	176	1 886	1 821	183	2 139	1 942	174	2 104	1 787	169	2 121	1 809	A	Kırşehir TR715
114	1 496	1 374	113	1 436	1 349	113	1 470	1 383	129	1 705	1 506	125	1 703	1 356	123	1 684	1 414	D	
67	449	426	63	421	425	63	416	438	54	434	436	49	401	431	46	437	395	E	
916	11 688	11 194	900	11 380	10 920	901	11 495	11 128	819	12 357	11 664	775	11 851	10 987	773	11 830	10 875	A	Kayseri TR721
619	9 744	9 393	606	9 596	9 142	604	9 599	9 226	643	10 787	10 030	624	10 283	9 398	622	10 287	9 358	D	
297	1 944	1 801	294	1 784	1 778	297	1 896	1 902	176	1 570	1 634	151	1 568	1 589	151	1 543	1 517	E	
690	5 784	5 502	690	5 812	5 446	683	5 695	5 460	503	6 275	5 841	458	6 103	5 785	470	6 159	5 762	A	Sivas TR722
280	4 014	3 836	287	4 106	3 811	284	4 004	3 829	327	4 990	4 592	320	4 821	4 430	333	4 833	4 457	D	
410	1 770	1 666	403	1 706	1 635	399	1 691	1 631	176	1 285	1 249	138	1 282	1 355	137	1 326	1 305	E	
555	4 483	4 294	558	4 446	4 338	555	4 587	4 251	433	4 649	4 757	397	4 559	4 469	399	4 570	4 459	A	Yozgat TR723
195	2 541	2 452	203	2 516	2 486	206	2 645	2 456	227	2 900	3 000	221	2 862	2 721	223	2 838	2 684	D	
360	1 942	1 842	355	1 930	1 852</														



2.4 İstatistikî Bölge Birimleri Sınıflaması 3. düzey, yerleşim yeri, sınıflara göre İlköğretimde, okul, şube ve öğrenci sayısı (devam)  
[2008/09 Öğretim yılı başı]

A. Toplam

D. Şehir

E. Köy

İBBS 3. Düzey	Okul	Şube	Özel eğitim <sup>(1)</sup>												
			Toplam - Total			Special education <sup>(1)</sup>			1. Sınıf <sup>(1)</sup> - Grade 1 <sup>(1)</sup>			2. Sınıf - Grade 2			
			Öğrenci - Student			Şube			Şube			Şube			
School	Division	Toplam Total	Erkek Males	Kadın Females	Division	Erkek Males	Kadın Females	Division	Erkek Males	Kadın Females	Division	Erkek Males	Kadın Females		
TR811 Zonguldak	A	307	3 395	76 227	39 489	36 738	121	96	58	441	4 545	4 426	456	4 922	4 642
	D	83	1 570	42 668	22 463	20 205	68	58	35	174	2 463	2 356	184	2 555	2 391
	E	224	1 825	33 559	17 026	16 533	53	38	23	267	2 082	2 070	272	2 367	2 251
TR812 Karabük	A	76	1 034	26 117	13 605	12 512	13	6	5	128	1 507	1 386	129	1 586	1 477
	D	57	860	22 692	11 815	10 877	13	6	5	102	1 284	1 164	106	1 377	1 275
	E	19	174	3 425	1 790	1 635	-	-	-	26	223	222	23	209	202
TR813 Bartın	A	109	1 060	22 525	11 367	11 158	59	26	20	138	1 334	1 283	140	1 318	1 425
	D	21	359	9 307	4 786	4 521	16	10	5	43	547	511	42	502	581
	E	88	701	13 218	6 581	6 637	43	16	15	95	787	772	98	816	844
TR821 Kastamonu	A	307	2 418	41 655	21 363	20 292	24	24	12	348	2 426	2 378	344	2 535	2 336
	D	84	1 134	29 402	15 116	14 286	24	24	12	136	1 646	1 625	131	1 692	1 561
	E	223	1 284	12 253	6 247	6 006	-	-	-	212	780	753	213	843	775
TR822 Çankırı	A	114	1 058	20 635	10 686	9 949	17	18	11	145	1 213	1 101	146	1 286	1 162
	D	42	660	17 614	9 161	8 453	17	18	11	75	1 013	920	74	1 045	961
	E	72	398	3 021	1 525	1 496	-	-	-	70	200	181	72	241	201
TR823 Sinop	A	185	1 521	24 385	12 534	11 851	39	35	23	208	1 398	1 311	215	1 444	1 399
	D	37	644	16 041	8 255	7 786	39	35	23	64	853	791	68	859	862
	E	148	877	8 344	4 279	4 065	-	-	-	144	545	520	147	585	537
TR831 Samsun	A	953	8 875	182 814	93 376	89 438	113	149	90	1 239	10 757	10 207	1 245	11 081	10 518
	D	201	4 180	123 019	62 912	60 107	109	145	89	469	6 827	6 527	485	7 094	6 718
	E	752	4 695	59 795	30 464	29 331	4	4	1	770	3 930	3 680	760	3 987	3 800
TR832 Tokat	A	498	4 479	87 231	45 007	42 224	24	28	16	614	5 113	4 621	619	5 496	5 190
	D	122	2 040	57 006	29 523	27 483	23	26	16	235	3 182	2 902	234	3 410	3 183
	E	376	2 439	30 225	15 484	14 741	1	2	-	379	1 931	1 719	385	2 086	2 007
TR833 Çorum	A	448	4 018	75 599	38 871	36 728	90	86	49	549	4 466	4 160	550	4 549	4 441
	D	112	2 051	55 105	28 528	26 577	90	86	49	226	3 128	2 919	229	3 148	3 075
	E	336	1 967	20 494	10 343	10 151	-	-	-	323	1 338	1 241	321	1 401	1 366
TR834 Amasya	A	213	2 120	43 073	22 285	20 788	39	40	26	287	2 432	2 245	293	2 593	2 623
	D	81	1 350	32 715	16 994	15 721	39	40	26	153	1 756	1 596	160	1 870	1 897
	E	132	770	10 358	5 291	5 067	-	-	-	134	676	649	133	723	726
TR901 Trabzon	A	402	4 445	98 349	50 139	48 210	126	138	82	557	5 513	5 238	569	5 993	5 713
	D	107	2 321	65 046	33 276	31 770	126	138	82	260	3 585	3 361	276	3 934	3 718
	E	295	2 124	33 303	16 863	16 440	-	-	-	297	1 928	1 877	293	2 059	1 995
TR902 Ordu	A	455	4 573	100 259	51 289	48 970	158	133	96	592	5 679	5 413	605	6 051	5 780
	D	133	2 395	64 905	33 294	31 611	149	124	92	269	3 503	3 435	280	3 729	3 599
	E	322	2 178	35 354	17 995	17 359	9	9	4	323	2 176	1 978	325	2 322	2 181
TR903 Giresun	A	271	2 565	53 437	27 524	25 913	45	36	21	336	3 186	2 949	336	3 225	2 968
	D	82	1 438	38 697	19 952	18 745	45	36	21	165	2 224	2 118	162	2 219	2 067
	E	189	1 127	14 740	7 572	7 168	-	-	-	171	962	831	174	1 006	901
TR904 Rize	A	132	1 862	43 777	22 460	21 317	153	129	92	210	2 464	2 274	211	2 621	2 491
	D	61	1 244	33 369	17 084	16 285	135	118	80	136	1 847	1 744	136	1 966	1 884
	E	71	618	10 408	5 376	5 032	18	11	12	74	617	530	75	655	607
TR905 Artvin	A	120	1 171	20 460	10 491	9 969	52	24	23	151	1 240	1 130	151	1 182	1 168
	D	36	614	14 274	7 349	6 925	52	24	23	68	829	760	69	811	807
	E	84	557	6 186	3 142	3 044	-	-	-	83	411	370	82	371	361
TR906 Gümüşhane	A	172	1 215	18 361	9 386	8 975	10	7	8	178	2 032	1 841	188	960	893
	D	32	448	11 653	5 935	5 718	10	7	8	46	1 080	1 026	47	538	497
	E	140	767	6 708	3 451	3 257	-	-	-	132	952	815	141	422	396
TRA11 Erzurum	A	985	8 143	134 964	69 846	65 118	16	12	14	1 189	8 289	7 816	1 187	8 773	8 122
	D	217	3 537	89 328	46 449	42 879	16	12	14	431	5 098	4 801	427	5 272	4 788
	E	768	4 606	45 636	23 397	22 239	-	-	-	758	3 191	3 015	760	3 501	3 334
TRA12 Erzincan	A	170	1 500	29 726	15 215	14 511	4	4	2	210	1 864	1 636	205	1 778	1 709
	D	56	805	21 222	10 891	10 331	4	4	2	98	1 300	1 137	94	1 200	1 181
	E	114	695	8 504	4 324	4 180	-	-	-	112	564	499	111	578	528
TRA13 Bayburt	A	113	827	11 846	6 130	5 716	-	-	-	124	755	639	123	710	656
	D	22	310	7 082	3 704	3 378	-	-	-	34	423	350	34	379	327
	E	91	517	4 764	2 426	2 338	-	-	-	90	332	289	89	331	329
TRA21 Ağrı	A	685	5 480	127 082	66 801	60 281	5	5	5	865	10 848	12 293	861	8 852	8 335
	D	90	1 834	69 636	37 438	32 198	5	5	5	242	5 346	5 969	241	4 377	4 039
	E	595	3 646	57 446	29 363	28 083	-	-	-	623	5 502	6 324	620	4 475	4 296
TRA22 Kars	A	424	3 148	54 290	28 318	25 972	-	-	-	464	3 438	2 938	460	3 469	3 295
	D	59	796	22 700	11 892	10 808	-	-	-	91	1 191	1 090	88	1 157	1 203
	E	365	2 352	31 590	16 426	15 164	-	-	-	373	2 247	1 848	372	2 312	2 092

2.4 Number of schools, divisions and students in primary education by grade and settlement place according to Classification of Statistical Region Units Level 3 (continued)  
[Beginning of the educational year 2008/09]

A. Total

E. Village

D. City

3. Sınıf - Grade 3			4. Sınıf - Grade 4			5. Sınıf - Grade 5			6. Sınıf - Grade 6			7. Sınıf - Grade 7			8. Sınıf - Grade 8			SRE- Level 3
Şube	Erkek Males	Kadın Females	Şube	Erkek Males	Kadın Females	Şube	Erkek Males	Kadın Females	Şube	Erkek Males	Kadın Females	Şube	Erkek Males	Kadın Females	Şube	Erkek Males	Kadın Females	
Division	Erkek Males	Kadın Females	Division	Erkek Males	Kadın Females	Division	Erkek Males	Kadın Females	Division	Erkek Males	Kadın Females	Division	Erkek Males	Kadın Females	Division	Erkek Males	Kadın Females	
<b>451</b>	<b>4 686</b>	<b>4 410</b>	<b>401</b>	<b>4 680</b>	<b>4 248</b>	<b>377</b>	<b>4 551</b>	<b>4 465</b>	<b>384</b>	<b>5 391</b>	<b>4 978</b>	<b>377</b>	<b>5 270</b>	<b>4 779</b>	<b>387</b>	<b>5 348</b>	<b>4 732</b>	A Zonguldak TR811
182	2 532	2 334	187	2 547	2 289	182	2 471	2 402	198	3 340	3 013	197	3 240	2 765	198	3 257	2 620	D
269	2 154	2 076	214	2 133	1 959	195	2 080	2 063	186	2 051	1 965	180	2 030	2 014	189	2 091	2 112	E
<b>124</b>	<b>1 707</b>	<b>1 537</b>	<b>122</b>	<b>1 657</b>	<b>1 535</b>	<b>122</b>	<b>1 643</b>	<b>1 505</b>	<b>130</b>	<b>1 825</b>	<b>1 676</b>	<b>133</b>	<b>1 861</b>	<b>1 698</b>	<b>133</b>	<b>1 813</b>	<b>1 693</b>	A Karabük TR812
100	1 481	1 337	102	1 436	1 352	102	1 422	1 312	109	1 602	1 468	113	1 631	1 500	113	1 576	1 464	D
24	226	200	20	221	183	20	221	193	21	223	208	20	230	198	20	237	229	E
<b>140</b>	<b>1 437</b>	<b>1 275</b>	<b>119</b>	<b>1 354</b>	<b>1 329</b>	<b>114</b>	<b>1 307</b>	<b>1 332</b>	<b>116</b>	<b>1 506</b>	<b>1 543</b>	<b>113</b>	<b>1 525</b>	<b>1 409</b>	<b>121</b>	<b>1 560</b>	<b>1 542</b>	A Bartın TR813
43	576	475	39	542	472	39	526	560	45	706	695	45	664	585	47	713	637	D
97	861	800	80	812	857	75	781	772	71	800	848	68	861	824	74	847	905	E
<b>341</b>	<b>2 564</b>	<b>2 451</b>	<b>344</b>	<b>2 528</b>	<b>2 467</b>	<b>347</b>	<b>2 680</b>	<b>2 445</b>	<b>236</b>	<b>2 932</b>	<b>2 808</b>	<b>212</b>	<b>2 806</b>	<b>2 716</b>	<b>222</b>	<b>2 868</b>	<b>2 679</b>	A Kastamonu TR821
131	1 685	1 610	134	1 698	1 628	135	1 780	1 624	145	2 260	2 147	144	2 133	2 056	154	2 198	2 023	D
210	879	841	210	830	839	212	900	821	91	672	661	68	673	660	68	670	656	E
<b>144</b>	<b>1 286</b>	<b>1 198</b>	<b>141</b>	<b>1 270</b>	<b>1 261</b>	<b>142</b>	<b>1 255</b>	<b>1 215</b>	<b>118</b>	<b>1 526</b>	<b>1 363</b>	<b>106</b>	<b>1 438</b>	<b>1 345</b>	<b>99</b>	<b>1 394</b>	<b>1 293</b>	A Çankırı TR822
75	1 036	981	71	1 016	1 006	72	1 057	952	97	1 396	1 244	92	1 308	1 204	87	1 272	1 174	D
69	250	217	70	254	255	70	198	263	21	130	119	14	130	141	12	122	119	E
<b>216</b>	<b>1 447</b>	<b>1 428</b>	<b>203</b>	<b>1 452</b>	<b>1 387</b>	<b>203</b>	<b>1 516</b>	<b>1 475</b>	<b>157</b>	<b>1 792</b>	<b>1 675</b>	<b>140</b>	<b>1 742</b>	<b>1 609</b>	<b>140</b>	<b>1 708</b>	<b>1 544</b>	A Sinop TR823
70	882	868	69	927	862	67	943	934	88	1 280	1 183	89	1 273	1 150	90	1 203	1 113	D
146	565	560	134	525	525	136	573	541	69	512	492	51	469	459	50	505	431	E
<b>1 252</b>	<b>11 273</b>	<b>10 834</b>	<b>1 215</b>	<b>11 154</b>	<b>10 822</b>	<b>1 220</b>	<b>11 363</b>	<b>11 047</b>	<b>950</b>	<b>12 554</b>	<b>12 413</b>	<b>818</b>	<b>12 578</b>	<b>11 773</b>	<b>823</b>	<b>12 467</b>	<b>11 734</b>	A Samsun TR831
489	7 157	6 865	481	7 308	6 963	490	7 238	7 062	564	9 117	9 031	548	9 093	8 431	545	8 933	8 421	D
763	4 116	3 969	734	3 846	3 859	730	4 125	3 985	386	3 437	3 382	270	3 485	3 342	278	3 534	3 313	E
<b>615</b>	<b>5 423</b>	<b>5 149</b>	<b>592</b>	<b>5 503</b>	<b>5 046</b>	<b>600</b>	<b>5 629</b>	<b>5 340</b>	<b>514</b>	<b>5 978</b>	<b>5 891</b>	<b>459</b>	<b>5 964</b>	<b>5 637</b>	<b>442</b>	<b>5 873</b>	<b>5 334</b>	A Tokat TR832
233	3 310	3 139	234	3 474	3 176	237	3 519	3 317	284	4 197	4 111	281	4 223	3 907	279	4 182	3 732	D
382	2 113	2 010	358	2 029	1 870	363	2 110	2 023	230	1 781	1 780	178	1 741	1 730	163	1 691	1 602	E
<b>551</b>	<b>4 506</b>	<b>4 346</b>	<b>551</b>	<b>4 757</b>	<b>4 485</b>	<b>557</b>	<b>4 786</b>	<b>4 624</b>	<b>412</b>	<b>5 390</b>	<b>4 944</b>	<b>384</b>	<b>5 214</b>	<b>4 954</b>	<b>374</b>	<b>5 117</b>	<b>4 725</b>	A Çorum TR833
225	3 117	2 989	227	3 287	3 001	235	3 342	3 207	277	4 291	3 836	274	4 074	3 830	268	4 055	3 671	D
326	1 389	1 357	324	1 470	1 484	322	1 444	1 417	135	1 099	1 108	110	1 140	1 124	106	1 062	1 054	E
<b>291</b>	<b>2 778</b>	<b>2 501</b>	<b>254</b>	<b>2 611</b>	<b>2 547</b>	<b>243</b>	<b>2 647</b>	<b>2 554</b>	<b>241</b>	<b>3 175</b>	<b>2 827</b>	<b>240</b>	<b>3 072</b>	<b>2 749</b>	<b>232</b>	<b>2 937</b>	<b>2 716</b>	A Amasya TR834
159	2 036	1 788	157	1 955	1 847	152	1 932	1 926	173	2 595	2 261	181	2 461	2 219	176	2 349	2 161	D
132	742	713	97	656	700	91	715	628	68	580	566	59	611	530	56	588	555	E
<b>561</b>	<b>6 183</b>	<b>5 934</b>	<b>549</b>	<b>6 003</b>	<b>5 692</b>	<b>561</b>	<b>6 151</b>	<b>5 911</b>	<b>515</b>	<b>6 904</b>	<b>6 796</b>	<b>502</b>	<b>6 630</b>	<b>6 440</b>	<b>505</b>	<b>6 624</b>	<b>6 404</b>	A Trabzon TR901
267	4 043	3 817	264	3 865	3 718	269	4 010	3 829	285	4 710	4 708	287	4 503	4 309	287	4 488	4 228	D
294	2 140	2 117	285	2 138	1 974	292	2 141	2 082	230	2 194	2 088	215	2 127	2 131	218	2 136	2 176	E
<b>598</b>	<b>6 359</b>	<b>6 228</b>	<b>567</b>	<b>6 451</b>	<b>6 087</b>	<b>569</b>	<b>6 434</b>	<b>6 157</b>	<b>506</b>	<b>6 727</b>	<b>6 535</b>	<b>490</b>	<b>6 645</b>	<b>6 381</b>	<b>488</b>	<b>6 810</b>	<b>6 293</b>	A Ordu TR902
273	3 922	3 822	269	4 118	3 750	269	4 055	3 781	293	4 609	4 416	301	4 631	4 444	292	4 603	4 272	D
325	2 437	2 406	298	2 333	2 337	300	2 379	2 376	213	2 118	2 119	189	2 014	1 937	196	2 207	2 021	E
<b>338</b>	<b>3 258</b>	<b>3 058</b>	<b>330</b>	<b>3 200</b>	<b>3 051</b>	<b>327</b>	<b>3 365</b>	<b>3 171</b>	<b>288</b>	<b>3 717</b>	<b>3 605</b>	<b>280</b>	<b>3 748</b>	<b>3 553</b>	<b>285</b>	<b>3 789</b>	<b>3 537</b>	A Giresun TR903
164	2 245	2 113	169	2 257	2 149	166	2 393	2 209	187	2 823	2 756	187	2 861	2 689	193	2 894	2 623	D
174	1 013	945	161	943	902	161	972	962	101	894	849	93	887	864	92	895	914	E
<b>211</b>	<b>2 564</b>	<b>2 532</b>	<b>208</b>	<b>2 613</b>	<b>2 407</b>	<b>211</b>	<b>2 700</b>	<b>2 589</b>	<b>222</b>	<b>3 158</b>	<b>3 042</b>	<b>216</b>	<b>3 004</b>	<b>2 925</b>	<b>220</b>	<b>3 207</b>	<b>2 965</b>	A Rize TR904
136	1 914	1 907	132	1 929	1 795	135	2 047	1 919	147	2 452	2 414	142	2 338	2 258	145	2 473	2 284	D
75	650	625	76	684	612	76	653	670	75	706	628	74	666	667	75	734	681	E
<b>152</b>	<b>1 280</b>	<b>1 202</b>	<b>152</b>	<b>1 296</b>	<b>1 143</b>	<b>152</b>	<b>1 229</b>	<b>1 222</b>	<b>130</b>	<b>1 451</b>	<b>1 394</b>	<b>113</b>	<b>1 426</b>	<b>1 262</b>	<b>118</b>	<b>1 363</b>	<b>1 425</b>	A Artvin TR905
70	906	842	69	887	767	68	857	824	73	1 015	1 002	71	1 045	903	74	975	997	D
82	374	360	83	409	376	84	372	398	57	436	392	42	381	359	44	388	428	E
<b>181</b>	<b>960</b>	<b>922</b>	<b>184</b>	<b>1 041</b>	<b>941</b>	<b>180</b>	<b>1 036</b>	<b>1 094</b>	<b>101</b>	<b>1 103</b>	<b>1 123</b>	<b>97</b>	<b>1 106</b>	<b>1 088</b>	<b>96</b>	<b>1 141</b>	<b>1 065</b>	A Gümüşhane TR906
48	536	515	47	567	500	47	550	630	65	887	881	70	874	863	68	896	798	D
133	424	407	137	474	441	133	486	464	36	216	242	27	232	225	28	245	267	E
<b>1 189</b>	<b>8 722</b>	<b>8 302</b>	<b>1 167</b>	<b>8 445</b>	<b>8 138</b>	<b>1 170</b>	<b>8 498</b>	<b>8 130</b>	<b>919</b>	<b>9 297</b>	<b>9 498</b>	<b>657</b>	<b>8 964</b>	<b>7 799</b>	<b>649</b>	<b>8 846</b>	<b>7 299</b>	A Erzurum TRA11
432	5 216	4 946	427	5 130	4 778	421	5 039	4 683	495	7 171	7 382	447	6 759	5 916	441	6 752	5 571	D
757	3 506	3 356	740	3 315	3 360	749	3 459	3 447	424	2 126	2 116	210	2 205	1 883	208	2 094	1 728	E
<b>217</b>	<b>1 888</b>	<b>1 833</b>	<b>194</b>	<b>1 802</b>	<b>1 693</b>	<b>194</b>	<b>1 779</b>	<b>1 779</b>	<b>162</b>	<b>2 032</b>	<b>2 015</b>	<b>155</b>	<b>1 988</b>	<b>1 932</b>	<b>159</b>	<b>2 080</b>	<b>1 912</b>	A Erzincan TRA12
102	1 277	1 231	95	1 239	1 156	96	1 244	1 233	106	1 549	1 551	101	1 523	1 409	109	1 555	1 431	D
115	611	602	99	563	537	98	535	546	56	483	464	54	465	523	50	525	481	E
<b>122</b>	<b>668</b>	<b>688</b>	<b>124</b>	<b>745</b>	<b>677</b>	<b>119</b>	<b>701</b>	<b>741</b>	<b>80</b>	<b>902</b>	<b>808</b>	<b>67</b>	<b>807</b>	<b>778</b>	<b>68</b>	<b>842</b>	<b>729</b>	A Bayburt TRA13
32	361	361	34	387	331	37	386	377	47	621	570	45	532	537	47	615	525	D
90	307	327	90	358	346	82	315	364	33	281	238	22	275	241	21	227	204	E
<b>843</b>	<b>8 689</b>	<b>8 311</b>	<b>809</b>	<b>8 351</b>	<b>7 826</b>	<b>784</b>	<b>7 774</b>	<b>7 190</b>	<b>611</b>	<b>9 072</b>	<b>8 028</b>	<b>391</b>	<b>7 207</b>	<b>4 883</b>	<b>311</b>	<b>6 003</b>	<b>3 410</b>	A Ağrı TRA21
235	4 360	4 127	215	4 103	3 726													

2.4 İstatistikî Bölge Birimleri Sınıflaması 3. düzey, yerleşim yeri, sınıflara göre İlköğretimde, okul, şube ve öğrenci sayısı (devam)  
[2008/09 Öğretim yılı başı]

A. Toplam D. Şehir E. Köy

İBBS 3. Düzey	Okul	Şube	Özel eğitim <sup>(1)</sup>												
			Toplam - Total			Special education <sup>(1)</sup>			1. Sınıf <sup>(1)</sup> - Grade 1 <sup>(1)</sup>			2. Sınıf - Grade 2			
			Öğrenci - Student			Şube			Şube			Şube			
			Toplam Total	Erkek Males	Kadın Females	Division	Erkek Males	Kadın Females	Division	Erkek Males	Kadın Females	Division	Erkek Males	Kadın Females	
TRA23 Iğdır	A	167	1 595	36 687	19 076	17 611	-	-	-	225	2 269	2 186	227	2 434	2 230
	D	37	678	21 218	10 983	10 235	-	-	-	82	1 236	1 271	82	1 319	1 199
	E	130	917	15 469	8 093	7 376	-	-	-	143	1 033	915	145	1 115	1 031
TRA24 Ardahan	A	198	1 321	17 019	8 797	8 222	4	3	3	198	913	811	200	1 079	956
	D	20	278	6 996	3 614	3 382	4	3	3	26	281	245	27	326	275
	E	178	1 043	10 023	5 183	4 840	-	-	-	172	632	566	173	753	681
TRB11 Malatya	A	570	5 618	113 335	58 579	54 756	58	34	21	786	6 614	6 115	783	7 102	6 693
	D	132	2 798	79 542	41 333	38 209	58	34	21	333	4 539	4 196	330	4 845	4 551
	E	438	2 820	33 793	17 246	16 547	-	-	-	453	2 075	1 919	453	2 257	2 142
TRB12 Elazığ	A	392	4 118	84 542	43 475	41 067	145	160	78	555	4 769	4 257	556	5 101	4 945
	D	114	2 447	65 757	34 018	31 739	145	160	78	279	3 561	3 214	279	3 889	3 620
	E	278	1 671	18 785	9 457	9 328	-	-	-	276	1 208	1 043	277	1 212	1 325
TRB13 Bingöl	A	327	2 627	45 274	23 826	21 448	13	15	6	393	2 442	2 190	391	2 934	2 727
	D	55	963	26 620	13 685	12 935	13	15	6	124	1 413	1 337	119	1 592	1 479
	E	272	1 664	18 654	10 141	8 513	-	-	-	269	1 029	853	272	1 342	1 248
TRB14 Tunceli	A	46	453	8 070	4 061	4 009	7	3	5	55	470	436	60	510	480
	D	26	316	6 259	3 138	3 121	7	3	5	36	376	342	40	398	359
	E	20	137	1 811	923	888	-	-	-	19	94	94	20	112	121
TRB21 Van	A	855	8 270	222 838	119 146	103 692	99	108	65	1 210	14 799	13 155	1 213	16 185	15 168
	D	153	3 525	121 080	65 203	55 877	96	104	61	423	7 259	6 440	435	7 800	7 175
	E	702	4 745	101 758	53 943	47 815	3	4	4	787	7 540	6 715	778	8 385	7 993
TRB22 Muş	A	456	3 872	90 158	47 704	42 454	-	-	-	588	6 419	6 126	580	6 327	6 146
	D	63	1 097	34 255	17 915	16 340	-	-	-	136	2 087	2 008	139	2 079	2 074
	E	393	2 775	55 903	29 789	26 114	-	-	-	452	4 332	4 118	441	4 248	4 072
TRB23 Bitlis	A	420	3 379	68 385	36 581	31 804	-	-	-	512	4 722	4 279	506	4 986	4 747
	D	85	1 242	36 626	20 209	16 417	-	-	-	151	2 275	1 996	152	2 290	2 142
	E	335	2 137	31 759	16 372	15 387	-	-	-	361	2 447	2 283	354	2 696	2 605
TRB 24 Hakkari	A	300	2 567	52 495	26 990	25 505	-	-	-	370	2 956	2 797	376	3 504	3 478
	D	44	986	31 384	16 284	15 100	-	-	-	113	1 766	1 623	120	1 894	1 866
	E	256	1 581	21 111	10 706	10 405	-	-	-	257	1 190	1 174	256	1 610	1 612
TRC11 Gaziantep	A	625	9 857	317 329	164 926	152 403	134	188	106	1 352	21 163	19 443	1 346	21 185	20 221
	D	255	7 486	280 259	145 942	134 317	134	188	106	961	18 702	17 288	959	18 563	17 812
	E	370	2 371	37 070	18 984	18 086	-	-	-	391	2 461	2 155	387	2 622	2 409
TRC12 Adıyaman	A	684	5 762	110 518	57 060	53 458	98	135	85	834	6 516	6 015	835	7 002	6 542
	D	108	2 251	66 099	34 316	31 783	97	127	82	260	3 848	3 621	260	4 029	3 706
	E	576	3 511	44 419	22 744	21 675	1	8	3	574	2 668	2 394	575	2 973	2 836
TRC13 Kilis	A	113	942	21 125	10 625	10 500	-	-	-	137	1 227	1 281	141	1 347	1 306
	D	35	489	15 900	8 057	7 843	-	-	-	59	907	919	61	974	948
	E	78	453	5 225	2 568	2 657	-	-	-	78	320	362	80	373	358
TRC21 Şanlıurfa	A	1 368	13 058	360 651	192 816	167 835	119	153	79	2 026	26 546	24 406	2 039	26 382	24 656
	D	178	5 385	216 018	115 272	100 746	119	153	79	709	14 820	13 493	735	15 216	13 862
	E	1 190	7 673	144 633	77 544	67 089	-	-	-	1 317	11 726	10 913	1 304	11 166	10 794
TRC22 Diyarbakır	A	1 127	11 412	321 344	167 707	153 637	133	124	63	1 653	22 480	21 534	1 641	21 191	19 819
	D	269	6 126	229 134	119 945	109 189	133	124	63	752	15 558	14 311	752	14 541	13 498
	E	858	5 286	92 210	47 762	44 448	-	-	-	901	6 922	7 223	889	6 650	6 321
TRC31 Mardin	A	672	6 558	158 504	81 801	76 703	16	29	23	941	9 887	8 965	960	10 486	10 081
	D	119	2 772	93 901	48 796	45 105	16	29	23	338	5 605	5 194	349	5 721	5 654
	E	553	3 786	64 603	33 005	31 598	-	-	-	603	4 282	3 771	611	4 765	4 427
TRC32 Batman	A	405	4 434	117 843	61 029	56 814	16	10	7	635	7 422	7 148	640	7 849	7 401
	D	76	2 266	85 321	44 298	41 023	16	10	7	286	5 278	5 031	291	5 567	5 234
	E	329	2 168	32 522	16 731	15 791	-	-	-	349	2 144	2 117	349	2 282	2 167
TRC33 Şırnak	A	277	3 221	100 020	52 476	47 544	-	-	-	460	7 147	7 110	462	7 013	6 865
	D	67	1 547	61 389	32 435	28 954	-	-	-	214	4 267	4 306	213	4 207	4 120
	E	210	1 674	38 631	20 041	18 590	-	-	-	246	2 880	2 804	249	2 806	2 745
TRC34 Siirt	A	345	2 880	68 329	36 068	32 261	13	13	8	444	4 901	4 365	434	4 578	4 126
	D	72	1 221	41 328	21 977	19 351	13	13	8	161	2 834	2 466	154	2 597	2 345
	E	273	1 659	27 001	14 091	12 910	-	-	-	283	2 067	1 899	280	1 981	1 781

2.4 Number of schools, divisions and students in primary education by grade and settlement place according to Classification of Statistical Region Units Level 3 (continued)

[Beginning of the educational year 2008/09]

A. Total D. City E. Village

3. Sınıf - Grade 3			4. Sınıf - Grade 4			5. Sınıf - Grade 5			6. Sınıf - Grade 6			7. Sınıf - Grade 7			8. Sınıf - Grade 8			SRE- Level 3	
Şube	Erkek Males	Kadın Females	Şube	Erkek Males	Kadın Females	Şube	Erkek Males	Kadın Females	Şube	Erkek Males	Kadın Females	Şube	Erkek Males	Kadın Females	Şube	Erkek Males	Kadın Females		
Division	Erkek Males	Kadın Females	Division	Erkek Males	Kadın Females	Division	Erkek Males	Kadın Females	Division	Erkek Males	Kadın Females	Division	Erkek Males	Kadın Females	Division	Erkek Males	Kadın Females		
<b>229</b>	<b>2 583</b>	<b>2 349</b>	<b>219</b>	<b>2 362</b>	<b>2 338</b>	<b>214</b>	<b>2 307</b>	<b>2 159</b>	<b>180</b>	<b>2 580</b>	<b>2 472</b>	<b>155</b>	<b>2 415</b>	<b>2 001</b>	<b>146</b>	<b>2 126</b>	<b>1 876</b>	A	Iğdır TRA23
83	1 387	1 259	81	1 268	1 224	76	1 225	1 134	96	1 620	1 591	92	1 553	1 334	86	1 375	1 223	D	
146	1 196	1 090	138	1 094	1 114	138	1 082	1 025	84	960	881	63	862	667	60	751	653	E	
<b>205</b>	<b>1 097</b>	<b>1 094</b>	<b>205</b>	<b>1 146</b>	<b>1 058</b>	<b>200</b>	<b>1 097</b>	<b>1 020</b>	<b>137</b>	<b>1 145</b>	<b>1 084</b>	<b>85</b>	<b>1 139</b>	<b>1 047</b>	<b>87</b>	<b>1 178</b>	<b>1 149</b>	A	Ardahan TRA24
31	293	317	31	311	326	26	328	293	44	701	655	44	668	627	45	703	641	D	
174	804	777	174	835	732	174	769	727	93	444	429	41	471	420	42	475	508	E	
<b>780</b>	<b>7 241</b>	<b>6 726</b>	<b>749</b>	<b>7 111</b>	<b>6 679</b>	<b>760</b>	<b>7 196</b>	<b>6 782</b>	<b>637</b>	<b>7 815</b>	<b>7 371</b>	<b>533</b>	<b>7 733</b>	<b>7 253</b>	<b>532</b>	<b>7 733</b>	<b>7 116</b>	A	Malatya TRB11
331	4 920	4 495	324	4 857	4 453	332	4 935	4 627	359	5 798	5 351	362	5 757	5 296	369	5 648	5 219	D	
449	2 321	2 231	425	2 254	2 226	428	2 261	2 155	278	2 017	2 020	171	1 976	1 957	163	2 085	1 897	E	
<b>564</b>	<b>5 403</b>	<b>5 216</b>	<b>558</b>	<b>5 271</b>	<b>5 072</b>	<b>558</b>	<b>5 230</b>	<b>5 149</b>	<b>426</b>	<b>5 955</b>	<b>5 859</b>	<b>376</b>	<b>5 706</b>	<b>5 169</b>	<b>380</b>	<b>5 880</b>	<b>5 322</b>	A	Elazığ TRB12
291	4 083	3 893	280	3 933	3 744	280	3 859	3 761	298	4 955	4 847	295	4 746	4 216	300	4 832	4 366	D	
273	1 320	1 323	278	1 338	1 328	278	1 371	1 388	128	1 000	1 012	81	960	953	80	1 048	956	E	
<b>395</b>	<b>3 047</b>	<b>2 863</b>	<b>381</b>	<b>2 978</b>	<b>2 821</b>	<b>380</b>	<b>3 065</b>	<b>2 991</b>	<b>292</b>	<b>3 361</b>	<b>3 313</b>	<b>212</b>	<b>3 117</b>	<b>2 515</b>	<b>170</b>	<b>2 867</b>	<b>2 022</b>	A	Bingöl TRB13
119	1 587	1 485	116	1 594	1 508	117	1 610	1 570	124	2 009	2 213	119	1 985	1 776	112	1 880	1 561	D	
276	1 460	1 378	265	1 384	1 313	263	1 455	1 421	168	1 352	1 100	93	1 132	739	58	987	461	E	
<b>56</b>	<b>485</b>	<b>489</b>	<b>57</b>	<b>483</b>	<b>434</b>	<b>56</b>	<b>504</b>	<b>495</b>	<b>53</b>	<b>529</b>	<b>560</b>	<b>54</b>	<b>536</b>	<b>556</b>	<b>55</b>	<b>541</b>	<b>554</b>	A	Tunceli TRB14
36	370	388	37	373	329	37	371	382	40	413	450	41	424	445	42	410	421	D	
20	115	101	20	110	105	19	133	113	13	116	110	13	112	111	13	131	133	E	
<b>1 176</b>	<b>15 404</b>	<b>14 804</b>	<b>1 147</b>	<b>14 785</b>	<b>14 043</b>	<b>1 122</b>	<b>14 314</b>	<b>13 277</b>	<b>971</b>	<b>15 726</b>	<b>14 223</b>	<b>688</b>	<b>14 767</b>	<b>10 298</b>	<b>644</b>	<b>13 058</b>	<b>8 659</b>	A	Van TRB21
418	7 398	6 982	406	7 040	6 688	393	7 070	6 433	465	10 285	8 820	445	9 485	6 913	444	8 762	6 365	D	
758	8 006	7 822	741	7 745	7 355	729	7 244	6 844	506	5 441	5 403	243	5 282	3 385	200	4 296	2 294	E	
<b>570</b>	<b>6 242</b>	<b>6 241</b>	<b>542</b>	<b>6 124</b>	<b>5 812</b>	<b>539</b>	<b>5 760</b>	<b>5 588</b>	<b>455</b>	<b>6 327</b>	<b>5 536</b>	<b>314</b>	<b>5 524</b>	<b>4 067</b>	<b>284</b>	<b>4 981</b>	<b>2 938</b>	A	Muş TRB22
140	2 126	2 042	129	2 051	1 909	133	2 012	1 960	153	2 771	2 777	133	2 395	1 892	134	2 394	1 678	D	
430	4 116	4 199	413	4 073	3 903	406	3 748	3 628	302	3 556	2 759	181	3 129	2 175	150	2 587	1 260	E	
<b>497</b>	<b>4 931</b>	<b>4 758</b>	<b>475</b>	<b>4 599</b>	<b>4 311</b>	<b>479</b>	<b>4 378</b>	<b>4 190</b>	<b>392</b>	<b>4 769</b>	<b>4 308</b>	<b>284</b>	<b>4 118</b>	<b>2 850</b>	<b>234</b>	<b>4 078</b>	<b>2 361</b>	A	Bitlis TRB23
152	2 326	2 118	142	2 167	1 946	147	2 061	2 011	177	3 221	2 560	159	2 962	1 968	162	2 907	1 676	D	
345	2 605	2 640	333	2 432	2 365	332	2 317	2 179	215	1 548	1 748	125	1 156	882	72	1 171	685	E	
<b>377</b>	<b>3 521</b>	<b>3 467</b>	<b>366</b>	<b>3 558</b>	<b>3 545</b>	<b>363</b>	<b>3 285</b>	<b>3 289</b>	<b>329</b>	<b>3 494</b>	<b>3 475</b>	<b>203</b>	<b>3 407</b>	<b>2 936</b>	<b>183</b>	<b>3 265</b>	<b>2 518</b>	A	Hakkari TRB24
118	1 827	1 758	117	1 858	1 820	117	1 805	1 764	135	2 398	2 335	134	2 406	2 094	132	2 330	1 840	D	
259	1 694	1 709	249	1 700	1 725	246	1 480	1 525	194	1 096	1 140	69	1 001	842	51	935	678	E	
<b>1 330</b>	<b>20 848</b>	<b>19 741</b>	<b>1 299</b>	<b>20 631</b>	<b>19 535</b>	<b>1 295</b>	<b>20 063</b>	<b>19 728</b>	<b>1 122</b>	<b>22 255</b>	<b>20 597</b>	<b>1 010</b>	<b>20 329</b>	<b>17 664</b>	<b>969</b>	<b>18 264</b>	<b>15 368</b>	A	Gaziantep TRC11
944	18 237	17 264	938	18 148	17 106	931	17 593	17 229	901	20 028	18 157	874	18 184	15 694	844	16 299	13 661	D	
386	2 611	2 477	361	2 483	2 429	364	2 470	2 499	221	2 227	2 440	136	2 145	1 970	125	1 965	1 707	E	
<b>841</b>	<b>7 204</b>	<b>6 716</b>	<b>803</b>	<b>6 857</b>	<b>6 621</b>	<b>793</b>	<b>6 956</b>	<b>6 848</b>	<b>601</b>	<b>7 594</b>	<b>7 414</b>	<b>475</b>	<b>7 376</b>	<b>6 716</b>	<b>482</b>	<b>7 420</b>	<b>6 501</b>	A	Adıyaman TRC12
266	4 150	3 855	260	3 902	3 719	256	3 902	3 809	284	4 854	4 629	282	4 751	4 252	286	4 753	4 110	D	
575	3 054	2 861	543	2 955	2 902	537	3 054	3 039	317	2 740	2 785	193	2 625	2 464	196	2 667	2 391	E	
<b>134</b>	<b>1 280</b>	<b>1 307</b>	<b>137</b>	<b>1 319</b>	<b>1 301</b>	<b>138</b>	<b>1 326</b>	<b>1 378</b>	<b>93</b>	<b>1 519</b>	<b>1 541</b>	<b>82</b>	<b>1 317</b>	<b>1 287</b>	<b>80</b>	<b>1 290</b>	<b>1 099</b>	A	Kilis TRC13
58	894	917	58	946	904	59	951	959	65	1 268	1 210	65	1 078	1 070	64	1 039	916	D	
76	386	390	79	373	397	79	375	419	28	251	331	17	239	217	16	251	183	E	
<b>1 996</b>	<b>25 868</b>	<b>26 054</b>	<b>1 958</b>	<b>25 265</b>	<b>24 712</b>	<b>1 869</b>	<b>23 789</b>	<b>21 368</b>	<b>1 284</b>	<b>25 023</b>	<b>21 025</b>	<b>916</b>	<b>21 143</b>	<b>13 868</b>	<b>851</b>	<b>18 647</b>	<b>11 667</b>	A	Şanlıurfa TRC21
720	14 703	14 611	685	14 273	14 189	642	13 586	12 421	644	16 504	13 719	584	13 870	9 811	547	12 147	8 561	D	
1 276	11 165	11 443	1 273	10 992	10 523	1 227	10 203	8 947	640	8 519	7 306	332	7 273	4 057	304	6 500	3 106	E	
<b>1 637</b>	<b>21 185</b>	<b>20 688</b>	<b>1 630</b>	<b>20 856</b>	<b>19 954</b>	<b>1 598</b>	<b>20 495</b>	<b>20 012</b>	<b>1 208</b>	<b>22 109</b>	<b>21 320</b>	<b>957</b>	<b>19 939</b>	<b>16 030</b>	<b>955</b>	<b>19 328</b>	<b>14 217</b>	A	Diyarbakır TRC22
756	14 438	13 988	754	14 257	13 457	734	13 749	13 376	783	16 906	16 124	725	15 436	12 706	737	14 936	11 666	D	
881	6 747	6 700	876	6 599	6 497	864	6 746	6 636	425	5 203	5 196	232	4 503	3 324	218	4 392	2 551	E	
<b>955</b>	<b>10 520</b>	<b>10 480</b>	<b>937</b>	<b>10 083</b>	<b>10 518</b>	<b>922</b>	<b>10 007</b>	<b>10 201</b>	<b>717</b>	<b>10 569</b>	<b>10 654</b>	<b>569</b>	<b>10 129</b>	<b>8 351</b>	<b>541</b>	<b>10 091</b>	<b>7 430</b>	A	Mardin TRC31
349	5 824	5 706	344	5 630	5 567	330	5 581	5 717	357	7 050	6 779	347	6 800	5 500	342	6 556	4 965	D	
606	4 696	4 774	593	4 453	4 951	592	4 426	4 484	360	3 519	3 875	222	3 329	2 851	199	3 535	2 465	E	
<b>637</b>	<b>7 653</b>	<b>7 558</b>	<b>615</b>	<b>7 554</b>	<b>7 288</b>	<b>628</b>	<b>7 512</b>	<b>7 580</b>	<b>473</b>	<b>7 939</b>	<b>7 473</b>	<b>406</b>	<b>7 724</b>	<b>6 472</b>	<b>384</b>	<b>7 366</b>	<b>5 887</b>	A	Batman TRC32
292	5 366	5 386	276	5 142	4 949	283	5 194	5 098	282	6 176	5 729	274	5 981	4 926	266	5 584	4 663	D	
345	2 287	2 172	339	2 412	2 339	345	2 318	2 482	191	1 763	1 744	132	1 743	1 546	118	1 782	1 224	E	
<b>448</b>	<b>7 121</b>	<b>6 897</b>	<b>449</b>	<b>6 930</b>	<b>6 885</b>	<b>414</b>	<b>6 319</b>	<b>6 186</b>	<b>370</b>	<b>6 603</b>	<b>5 945</b>	<b>314</b>	<b>6 019</b>	<b>4 222</b>	<b>304</b>	<b>5 324</b>	<b>3 434</b>	A	Şırnak TRC33
209	4 266	4 137	209	4 182	4 032	190	3 759	3 700	181	4 264	3 780	166	3 926	2 590	165	3 564	2 289	D	
239	2 855	2 760	240	2 748	2 853	224	2 560	2 486	189	2 339	2 165	148	2 093	1 632	139	1 760	1 145	E	
<b>436</b>	<b>4 507</b>	<b>4 378</b>	<b>412</b>	<b>4 338</b>	<b>4 189</b>	<b>410</b>	<b>4 272</b>	<b>4 196</b>	<b>276</b>	<b>5 061</b>	<b>4 735</b>	<b>228</b>	<b>4 214</b>	<b>3 307</b>	<b>227</b>	<b>4 184</b>	<b>2 957</b>	A	Siirt TRC34
157	2 544	2 460	151	2 438	2 362	152	2 430	2 352	153	3 436									

## 2.5 İstatistikî Bölge Birimleri Sınıflaması 3. düzey, yerleşim yeri ve doğum yıllarına göre İlköğretim de öğrenci sayısı

[2008/'09 Öğretim yılı başı]

İBBS - 3. Düzey	A. Toplam	D. Şehir	E. Köy	Doğum yılları												
				Toplam	2003 ve sonraki doğumular		2002		2001		2000		1999			
					Total		Born in 2003 and after		Erkek	Kadın	Erkek	Kadın	Erkek	Kadın	Erkek	Kadın
					Toplam	Erkek	Kadın	Erkek	Kadın	Erkek	Kadın	Erkek	Kadın	Erkek	Kadın	
Total	Males	Females	Males	Females	Males	Females	Males	Females	Males	Females	Males	Females				
TR Türkiye	A	10 709 920	5 553 871	5 156 049	3 595	4 640	547 568	525 319	658 164	621 033	674 718	637 131	671 512	635 056		
	D	8 150 518	4 234 052	3 916 466	1 108	1 392	401 345	386 016	487 014	459 548	497 115	470 508	497 669	469 602		
	E	2 559 402	1 319 819	1 239 583	2 487	3 248	146 223	139 303	171 150	161 485	177 603	166 623	173 843	165 454		
TR100 İstanbul	A	1 800 590	933 470	867 120	129	174	95 982	90 745	110 046	103 021	110 270	103 799	109 978	102 596		
	D	1 703 260	882 713	820 547	114	154	90 367	85 400	103 587	97 071	103 910	97 723	103 573	96 718		
	E	97 330	50 757	46 573	15	20	5 615	5 345	6 459	5 950	6 360	6 076	6 405	5 878		
TR211 Tekirdağ	A	95 651	49 726	45 925	11	11	4 765	4 586	5 783	5 438	5 903	5 564	6 132	5 573		
	D	70 410	36 528	33 882	5	3	3 342	3 242	4 088	3 897	4 221	4 062	4 426	4 006		
	E	25 241	13 198	12 043	6	8	1 423	1 344	1 695	1 541	1 682	1 502	1 706	1 567		
TR212 Edirne	A	40 525	21 185	19 340	3	3	1 702	1 644	2 284	2 230	2 443	2 200	2 600	2 330		
	D	30 929	16 228	14 701	2	3	1 210	1 216	1 723	1 640	1 807	1 643	1 949	1 765		
	E	9 596	4 957	4 639	1	-	492	428	561	590	636	557	651	565		
TR213 Kırklareli	A	35 998	18 664	17 334	1	-	1 579	1 607	2 101	1 915	2 161	2 147	2 289	2 134		
	D	27 514	14 272	13 242	1	-	1 174	1 188	1 516	1 423	1 602	1 616	1 741	1 579		
	E	8 484	4 392	4 092	-	-	405	419	585	492	559	531	548	555		
TR221 Balıkesir	A	131 201	67 692	63 509	6	10	6 267	5 960	7 629	7 401	8 088	7 578	8 330	7 817		
	D	91 412	47 434	43 978	4	4	4 026	3 848	5 192	4 909	5 304	4 982	5 699	5 305		
	E	39 789	20 258	19 531	2	6	2 241	2 112	2 437	2 492	2 784	2 596	2 631	2 512		
TR222 Çanakkale	A	48 625	25 275	23 350	3	5	2 319	2 166	2 834	2 660	2 994	2 807	2 916	2 775		
	D	33 168	17 273	15 895	2	1	1 420	1 378	1 869	1 733	1 978	1 825	1 967	1 851		
	E	15 457	8 002	7 455	1	4	899	788	965	927	1 016	982	949	924		
TR310 İzmir	A	461 254	238 938	222 316	49	53	22 271	21 284	26 742	25 663	28 068	26 107	28 085	26 495		
	D	401 544	207 915	193 629	32	34	18 998	18 100	22 882	22 055	24 006	22 340	24 170	22 824		
	E	59 710	31 023	28 687	17	19	3 273	3 184	3 860	3 608	4 062	3 767	3 915	3 671		
TR321 Aydın	A	122 356	62 935	59 421	4	12	5 824	5 701	7 269	6 920	7 664	7 404	7 531	7 017		
	D	80 055	41 297	38 758	2	3	3 539	3 464	4 512	4 266	4 675	4 614	4 714	4 359		
	E	42 301	21 638	20 663	2	9	2 285	2 237	2 757	2 654	2 989	2 790	2 817	2 658		
TR322 Denizli	A	120 068	61 693	58 375	4	1	5 572	5 430	7 328	7 231	7 654	7 226	7 776	7 338		
	D	69 716	35 896	33 820	2	-	2 890	2 846	3 956	4 048	4 316	3 987	4 320	4 021		
	E	50 352	25 797	24 555	2	1	2 682	2 584	3 372	3 183	3 338	3 239	3 456	3 317		
TR323 Muğla	A	95 276	49 609	45 667	8	15	4 572	4 477	5 861	5 495	6 048	5 729	6 027	5 547		
	D	48 165	25 290	22 875	2	2	1 995	1 950	2 690	2 511	2 855	2 646	2 885	2 653		
	E	47 111	24 319	22 792	6	13	2 577	2 527	3 171	2 984	3 193	3 083	3 142	2 894		
TR331 Manisa	A	169 936	87 871	82 065	15	18	8 360	8 045	10 331	9 679	10 512	9 795	10 624	10 116		
	D	121 499	62 960	58 539	5	7	5 599	5 431	7 149	6 666	7 274	6 795	7 421	7 125		
	E	48 437	24 911	23 526	10	11	2 761	2 614	3 182	3 013	3 238	3 000	3 203	2 991		
TR332 Afyonkarahisar	A	97 588	50 639	46 949	15	15	5 138	4 825	5 969	5 738	6 306	5 984	6 076	5 959		
	D	55 069	29 010	26 059	7	8	2 577	2 441	3 168	2 980	3 285	3 121	3 288	3 151		
	E	42 519	21 629	20 890	8	7	2 561	2 384	2 801	2 758	3 021	2 863	2 788	2 808		
TR333 Kütahya	A	65 824	34 100	31 724	3	3	3 354	3 041	4 097	3 944	4 184	3 869	4 192	3 960		
	D	46 825	24 413	22 412	3	3	2 163	2 012	2 823	2 707	2 858	2 656	2 951	2 769		
	E	18 999	9 687	9 312	-	-	1 191	1 029	1 274	1 237	1 326	1 213	1 241	1 191		
TR334 Uşak	A	42 321	22 086	20 235	3	5	1 986	1 952	2 552	2 425	2 716	2 478	2 648	2 577		
	D	31 268	16 388	14 880	2	1	1 371	1 350	1 812	1 725	1 936	1 775	1 931	1 815		
	E	11 053	5 698	5 355	1	4	615	602	740	700	780	703	717	762		
TR411 Bursa	A	334 323	173 226	161 097	22	20	17 018	16 001	20 777	19 343	20 720	19 141	20 820	19 655		
	D	293 117	152 090	141 027	18	17	14 699	13 823	18 031	16 695	17 848	16 584	18 175	17 091		
	E	41 206	21 136	20 070	4	3	2 319	2 178	2 746	2 648	2 872	2 557	2 645	2 564		
TR412 Eskişehir	A	84 432	43 569	40 863	2	5	3 979	3 981	4 924	4 702	5 238	4 754	5 201	5 044		
	D	78 151	40 344	37 807	2	5	3 640	3 664	4 480	4 302	4 797	4 362	4 743	4 654		
	E	6 281	3 225	3 056	-	-	339	317	444	400	441	392	458	390		
TR413 Bilecik	A	23 435	12 174	11 261	-	-	1 165	1 168	1 494	1 402	1 439	1 314	1 468	1 404		
	D	20 261	10 559	9 702	-	-	960	977	1 266	1 190	1 212	1 088	1 272	1 212		
	E	3 174	1 615	1 559	-	-	205	191	228	212	227	226	196	192		
TR421 Kocaeli	A	213 361	110 411	102 950	19	22	11 696	11 041	13 824	13 054	13 205	12 297	13 230	12 632		
	D	159 610	82 678	76 932	13	13	8 661	8 050	10 193	9 619	9 667	9 046	9 750	9 363		
	E	53 751	27 733	26 018	6	9	3 035	2 991	3 631	3 435	3 538	3 251	3 480	3 269		
TR422 Sakarya	A	120 582	62 094	58 488	9	13	6 674	6 421	7 836	7 259	7 406	7 048	7 283	7 059		
	D	90 251	46 631	43 620	5	8	4 832	4 630	5 672	5 281	5 295	5 028	5 376	5 202		
	E	30 331	15 463	14 868	4	5	1 842	1 791	2 164	1 978	2 111	2 020	1 907	1 857		
TR423 Düzce	A	46 518	23 725	22 793	2	5	2 442	2 447	2 967	2 862	2 993	2 846	2 873	2 692		
	D	30 925	15 794	15 131	1	3	1 532	1 519	1 922	1 867	1 858	1 788	1 860	1 762		
	E	15 593	7 931	7 662	1	2	910	928	1 045	995	1 135	1 058	1 013	930		

## 2.5 Number of students in primary education by year of birth and settlement place according to Classification of Statistical Region Units Level 3

[Beginning of the educational year 2008/09]

A. Total		D. City		E. Village		Birth dates															
						1998		1997		1996		1995		1994		1993		1992 ve önceki doğumlar Born in 1992 and before			
Erkek Males	Kadın Females	Erkek Males	Kadın Females	Erkek Males	Kadın Females	Erkek Males	Kadın Females	Erkek Males	Kadın Females	Erkek Males	Kadın Females	Erkek Males	Kadın Females	Erkek Males	Kadın Females	Erkek Males	Kadın Females	Erkek Males	Kadın Females	SRE -	Level 3
673 593	633 107	669 790	626 260	639 096	594 129	600 281	545 808	161 897	126 046	44 926	33 472	208 731	174 048	A							Turkey TR
505 035	474 203	515 962	480 302	499 730	461 816	474 698	429 784	120 423	91 287	31 951	22 809	202 002	169 199	D							
168 558	158 904	153 828	145 958	139 366	132 313	125 583	116 024	41 474	34 759	12 975	10 663	6 729	4 849	E							
111 509	104 254	110 913	103 193	106 667	99 099	100 503	91 061	22 627	16 003	5 677	3 817	49 169	49 358	A							İstanbul TR100
104 990	98 261	104 576	97 313	100 715	93 691	95 160	86 193	21 310	15 155	5 364	3 614	49 047	49 254	D							
6 519	5 993	6 337	5 880	5 952	5 408	5 343	4 868	1 317	848	313	203	122	104	E							
6 151	5 883	6 205	5 700	5 922	5 533	5 574	5 057	1 060	827	183	148	2 037	1 605	A							Tekirdağ TR211
4 433	4 319	4 548	4 175	4 362	4 085	4 133	3 745	813	643	142	110	2 015	1 595	D							
1 718	1 564	1 657	1 525	1 560	1 448	1 441	1 312	247	184	41	38	22	10	E							
2 539	2 482	2 772	2 562	2 601	2 349	2 641	2 427	587	468	132	98	881	547	A							Edirne TR212
1 899	1 850	2 117	1 968	2 032	1 797	2 014	1 818	491	386	112	77	872	538	D							
640	632	655	594	569	552	627	609	96	82	20	21	9	9	E							
2 298	2 122	2 432	2 224	2 315	2 232	2 330	2 125	341	234	67	41	750	553	A							Kırklareli TR213
1 716	1 605	1 844	1 715	1 775	1 729	1 834	1 620	277	184	46	32	746	551	D							
582	517	588	509	540	503	496	505	64	50	21	9	4	2	E							
8 371	8 018	8 970	8 292	8 475	7 952	8 162	7 476	1 173	919	270	173	1 951	1 913	A							Balıkesir TR221
5 756	5 430	6 372	5 839	6 152	5 647	6 031	5 384	797	623	179	108	1 922	1 899	D							
2 615	2 588	2 598	2 453	2 323	2 305	2 131	2 092	376	296	91	65	29	14	E							
3 131	2 945	3 186	2 943	3 134	2 962	3 070	2 785	441	336	95	52	1 152	914	A							Çanakkale TR222
2 044	1 929	2 163	2 039	2 188	2 022	2 137	1 932	301	240	61	37	1 143	908	D							
1 087	1 016	1 023	904	946	940	933	853	140	96	34	15	9	6	E							
29 064	27 342	29 400	27 291	28 189	26 693	27 391	25 355	5 438	4 108	1 350	1 034	12 891	10 891	A							İzmir TR310
25 022	23 526	25 544	23 835	24 532	23 313	24 063	22 365	4 687	3 526	1 166	892	12 813	10 819	D							
4 042	3 816	3 856	3 456	3 657	3 380	3 328	2 990	751	582	184	142	78	72	E							
8 004	7 423	7 918	7 689	7 688	7 401	7 304	6 932	1 426	1 071	297	209	2 006	1 642	A							Aydın TR321
5 065	4 676	5 372	5 186	5 333	5 036	5 043	4 778	886	657	183	118	1 973	1 601	D							
2 939	2 747	2 546	2 503	2 355	2 365	2 261	2 154	540	414	114	91	33	41	E							
7 833	7 406	7 661	7 374	7 474	6 852	6 956	6 620	1 307	1 010	205	135	1 923	1 752	A							Denizli TR322
4 463	4 191	4 405	4 332	4 476	4 035	4 261	3 911	785	637	134	78	1 888	1 734	D							
3 370	3 215	3 256	3 042	2 998	2 817	2 695	2 709	522	373	71	57	35	18	E							
6 252	5 627	6 204	5 854	5 894	5 571	5 499	5 045	957	614	178	91	2 109	1 602	A							Muğla TR323
3 066	2 800	3 178	2 925	3 027	2 813	2 941	2 638	489	311	84	43	2 078	1 583	D							
3 186	2 827	3 026	2 929	2 867	2 758	2 558	2 407	468	303	94	48	31	19	E							
10 850	10 327	11 076	10 436	10 620	10 091	10 087	9 424	1 736	1 470	333	290	3 327	2 374	A							Manisa TR331
7 630	7 279	7 985	7 378	7 686	7 277	7 360	6 895	1 320	1 103	239	228	3 292	2 355	D							
3 220	3 048	3 091	3 058	2 934	2 814	2 727	2 529	416	367	94	62	35	19	E							
6 306	5 898	6 281	6 004	5 913	5 628	5 563	5 137	1 208	926	230	146	1 634	689	A							Afyonkarahisar TR332
3 384	3 178	3 738	3 528	3 597	3 316	3 536	3 109	706	495	114	68	1 610	664	D							
2 922	2 720	2 543	2 476	2 316	2 312	2 027	2 028	502	431	116	78	24	25	E							
4 149	4 035	4 267	4 104	4 072	3 918	3 959	3 613	611	438	68	43	1 144	756	A							Kütahya TR333
2 941	2 822	3 078	2 931	3 002	2 786	2 924	2 609	479	336	52	30	1 139	751	D							
1 208	1 213	1 189	1 173	1 070	1 132	1 035	1 004	132	102	16	13	5	5	E							
2 690	2 519	2 866	2 565	2 748	2 444	2 611	2 378	430	313	67	62	769	517	A							Uşak TR334
1 957	1 841	2 163	1 944	2 092	1 842	2 001	1 787	316	238	42	49	765	513	D							
733	678	703	621	656	602	610	591	114	75	25	13	4	4	E							
21 371	19 910	21 237	20 130	20 544	19 203	19 465	17 987	3 850	2 874	830	574	6 572	6 259	A							Bursa TR411
18 669	17 306	18 586	17 517	18 126	16 822	17 140	15 791	3 485	2 617	768	519	6 545	6 245	D							
2 702	2 604	2 651	2 613	2 418	2 381	2 325	2 196	365	257	62	55	27	14	E							
5 350	5 287	5 594	5 157	5 243	4 975	5 115	4 762	830	578	137	84	1 956	1 534	A							Eskişehir TR412
4 870	4 828	5 216	4 798	4 943	4 632	4 814	4 437	769	522	121	72	1 949	1 531	D							
480	459	378	359	300	343	301	325	61	56	16	12	7	3	E							
1 612	1 352	1 519	1 379	1 365	1 385	1 335	1 301	246	182	36	35	495	339	A							Bilecik TR413
1 388	1 158	1 346	1 192	1 192	1 217	1 189	1 142	213	158	32	29	489	339	D							
224	194	173	187	173	168	146	159	33	24	4	6	6	-	E							
13 397	12 494	13 170	12 174	12 692	11 919	12 035	11 126	2 006	1 533	424	283	4 713	4 375	A							Kocaeli TR421
9 967	9 191	9 764	8 935	9 292	8 818	8 943	8 235	1 441	1 120	309	187	4 678	4 355	D							
3 430	3 303	3 406	3 239	3 400	3 101	3 092	2 891	565	413	115	96	35	20	E							
7 568	7 061	7 581	6 983	7 448	6 984	6 940	6 322	1 039	697	213	144	2 097	2 497	A							Sakarya TR422
5 636	5 221	5 713	5 164	5 673	5 177	5 383	4 799	806	527	158	101	2 082	2 482	D							
1 932	1 840	1 868	1 819	1 775	1 807	1 557	1 523	233	170	55	43	15	15	E							
2 908	2 772	2 907	2 717	2 863	2 729	2 668	2 474	416	262	65	51	621	936	A							Düzce TR423
1 920	1 805	1 978	1 822	1 965	1 805	1 804	1 631	291	164	50	35	613	930	D							
988	967	929	895	898	924	864	843	125	98	15	16	8	6	E							

## 2.5 İstatistikî Bölge Birimleri Sınıflaması 3. düzey, yerleşim yeri ve doğum yıllarına göre İlköğretim de öğrenci sayısı (devam)

[2008/'09 Öğretim yılı başı]

İBBS - 3. Düzey	A. Toplam	D. Şehir	E. Köy	Doğum yılları												
				Toplam	2003 ve sonraki doğumular		2002		2001		2000		1999			
					Born in 2003 and after		Erkek	Kadın	Erkek	Kadın	Erkek	Kadın	Erkek	Kadın	Erkek	Kadın
					Total	Erkek	Kadın	Males	Females	Males	Females	Males	Females	Males	Females	
TR424 Bolu	A	31 857	16 249	15 608	-	1	1 628	1 562	1 897	1 835	1 936	1 764	1 894	1 897		
	D	25 448	12 959	12 489	-	1	1 254	1 218	1 474	1 423	1 465	1 361	1 474	1 502		
	E	6 409	3 290	3 119	-	-	374	344	423	412	471	403	420	395		
TR425 Yalova	A	25 501	13 314	12 187	2	2	1 287	1 192	1 534	1 409	1 489	1 405	1 541	1 449		
	D	19 619	10 237	9 382	1	1	959	901	1 148	1 072	1 119	1 046	1 149	1 131		
	E	5 882	3 077	2 805	1	1	328	291	386	337	370	359	392	318		
TR510 Ankara	A	592 026	305 627	286 399	21	41	30 700	29 899	36 814	34 561	37 888	36 079	37 349	35 397		
	D	558 377	288 391	269 986	19	36	28 940	28 200	34 731	32 649	35 702	33 940	35 105	33 233		
	E	33 649	17 236	16 413	2	5	1 760	1 699	2 083	1 912	2 186	2 139	2 244	2 164		
TR521 Konya	A	303 554	156 467	147 087	37	38	15 112	15 092	18 740	17 753	19 450	18 810	19 500	18 431		
	D	234 119	121 029	113 090	30	23	11 334	11 348	14 255	13 453	14 690	14 251	14 879	13 915		
	E	69 435	35 438	33 997	7	15	3 778	3 744	4 485	4 300	4 760	4 559	4 621	4 516		
TR522 Karaman	A	34 794	17 691	17 103	3	7	1 710	1 623	2 052	2 000	2 125	2 167	2 181	2 219		
	D	25 674	13 117	12 557	-	-	1 149	1 052	1 448	1 398	1 444	1 494	1 520	1 559		
	E	9 120	4 574	4 546	3	7	561	571	604	602	681	673	661	660		
TR611 Antalya	A	260 622	134 879	125 743	30	44	12 029	12 150	16 002	15 101	16 485	15 578	16 598	15 451		
	D	191 849	99 179	92 670	23	27	8 393	8 536	11 339	10 710	11 790	11 182	11 830	11 127		
	E	68 773	35 700	33 073	7	17	3 636	3 614	4 663	4 391	4 695	4 396	4 768	4 324		
TR612 Isparta	A	47 770	24 738	23 032	6	6	2 324	2 244	2 965	2 744	2 963	2 815	3 068	3 027		
	D	35 365	18 381	16 984	4	2	1 603	1 586	2 146	1 937	2 129	2 070	2 199	2 246		
	E	12 405	6 357	6 048	2	4	721	658	819	807	834	745	869	781		
TR613 Burdur	A	29 011	15 015	13 996	3	2	1 222	1 191	1 854	1 724	1 874	1 738	1 791	1 808		
	D	20 425	10 645	9 780	-	2	710	769	1 228	1 138	1 216	1 153	1 241	1 227		
	E	8 586	4 370	4 216	3	-	512	422	626	586	658	585	550	581		
TR621 Adana	A	324 288	168 624	155 664	44	63	15 558	15 000	19 960	18 942	20 620	19 708	19 861	19 120		
	D	282 757	147 180	135 577	25	42	13 263	12 782	17 095	16 268	17 634	16 911	17 103	16 391		
	E	41 531	21 444	20 087	19	21	2 295	2 218	2 865	2 674	2 986	2 797	2 758	2 729		
TR622 Mersin	A	248 333	128 549	119 784	42	24	12 001	11 447	15 057	13 976	15 449	14 806	15 516	14 568		
	D	203 304	105 433	97 871	32	9	9 615	9 224	12 096	11 174	12 427	11 890	12 491	11 660		
	E	45 029	23 116	21 913	10	15	2 386	2 223	2 961	2 802	3 022	2 916	3 025	2 908		
TR631 Hatay	A	235 648	121 512	114 136	20	25	12 533	12 493	15 009	14 275	15 380	14 428	14 923	14 223		
	D	129 497	67 277	62 220	1	-	6 420	6 363	7 795	7 376	8 023	7 538	7 817	7 492		
	E	106 151	54 235	51 916	19	25	6 113	6 130	7 214	6 899	7 357	6 890	7 106	6 731		
TR632 Kahramanmaraş	A	175 881	91 374	84 507	54	84	8 670	8 832	11 440	10 644	11 778	11 020	11 158	10 606		
	D	110 694	57 863	52 831	14	18	5 209	5 305	6 990	6 545	7 084	6 604	6 648	6 447		
	E	65 187	33 511	31 676	40	66	3 461	3 527	4 450	4 099	4 694	4 416	4 510	4 159		
TR633 Osmaniye	A	76 808	40 170	36 638	13	19	2 880	3 060	4 748	4 470	5 098	4 781	4 910	4 714		
	D	61 571	32 376	29 195	7	7	2 175	2 327	3 695	3 454	3 979	3 732	3 900	3 690		
	E	15 237	7 794	7 443	6	12	705	733	1 053	1 016	1 119	1 049	1 010	1 024		
TR711 Kırkkale	A	38 446	19 942	18 504	2	3	1 855	1 757	2 330	2 186	2 483	2 389	2 383	2 268		
	D	34 704	18 018	16 686	2	2	1 649	1 529	2 075	1 952	2 177	2 125	2 152	2 046		
	E	3 742	1 924	1 818	-	1	206	228	255	234	306	264	231	222		
TR 712 Aksaray	A	60 214	30 961	29 253	8	13	3 051	3 002	3 699	3 589	3 712	3 688	3 911	3 747		
	D	34 842	18 110	16 732	3	3	1 738	1 685	2 105	1 966	2 101	2 083	2 134	2 111		
	E	25 372	12 851	12 521	5	10	1 313	1 317	1 594	1 623	1 611	1 605	1 777	1 636		
TR713 Niğde	A	53 651	27 706	25 945	14	24	2 754	2 680	3 253	3 126	3 410	3 296	3 489	3 368		
	D	26 070	13 550	12 520	-	2	1 291	1 220	1 518	1 489	1 586	1 585	1 624	1 563		
	E	27 581	14 156	13 425	14	22	1 463	1 460	1 735	1 637	1 824	1 711	1 865	1 805		
TR714 Nevşehir	A	40 640	20 965	19 675	3	4	2 123	2 038	2 390	2 345	2 580	2 517	2 594	2 565		
	D	24 077	12 570	11 507	1	2	1 173	1 165	1 326	1 330	1 499	1 449	1 519	1 494		
	E	16 563	8 395	8 168	2	2	950	873	1 064	1 015	1 081	1 068	1 075	1 071		
TR715 Kırşehir	A	29 670	15 477	14 193	2	6	1 370	1 349	1 706	1 645	1 877	1 793	1 877	1 789		
	D	22 974	12 131	10 843	1	2	1 035	1 024	1 309	1 237	1 468	1 346	1 452	1 363		
	E	6 696	3 346	3 350	1	4	335	325	397	408	409	447	425	426		
TR721 Kayseri	A	181 992	93 674	88 318	10	14	9 264	9 045	11 537	11 015	11 589	11 070	11 478	11 123		
	D	154 412	79 669	74 743	7	7	7 635	7 535	9 710	9 272	9 693	9 331	9 611	9 268		
	E	27 580	14 005	13 575	3	7	1 629	1 510	1 827	1 743	1 896	1 739	1 867	1 855		
TR722 Sivas	A	92 393	47 496	44 897	10	8	4 912	4 777	5 518	5 471	5 836	5 511	5 871	5 496		
	D	67 584	34 891	32 693	5	1	3 427	3 310	3 882	3 843	4 020	3 895	4 132	3 781		
	E	24 809	12 605	12 204	5	7	1 485	1 467	1 636	1 628	1 816	1 616	1 739	1 715		
TR723 Yozgat	A	69 679	35 434	34 245	14	16	3 286	3 243	4 015	3 916	4 276	4 219	4 434	4 314		
	D	41 440	21 096	20 344	6	4	1 915	1 890	2 350	2 305	2 467	2 429	2 476	2 474		
	E	28 239	14 338	13 901	8	12	1 371	1 353	1 665	1 611	1 809	1 790	1 958	1 840		

## 2.5 Number of students in primary education by year of birth and settlement place according to Classification of Statistical Region Units Level 3 (continued)

[Beginning of the educational year 2008/09]

A. Total		D. City		E. Village		Birth dates																
						1998		1997		1996		1995		1994		1993		1992 ve önceki doğumular Born in 1992 and before				
Erkek Males	Kadın Females	Erkek Males	Kadın Females	Erkek Males	Kadın Females	Erkek Males	Kadın Females	Erkek Males	Kadın Females	Erkek Males	Kadın Females	Erkek Males	Kadın Females	Erkek Males	Kadın Females	Erkek Males	Kadın Females	Erkek Males	Kadın Females	SRE -	Level 3	
<b>1 964</b>	<b>1 909</b>	<b>1 887</b>	<b>1 922</b>	<b>1 989</b>	<b>1 882</b>	<b>1 835</b>	<b>1 759</b>	<b>268</b>	<b>167</b>	<b>48</b>	<b>20</b>	<b>903</b>	<b>890</b>	<b>A</b>							Bolu TR424	
1 560	1 505	1 505	1 550	1 618	1 475	1 470	1 426	206	127	32	14	901	887	D								
404	404	382	372	371	407	365	333	62	40	16	6	2	3	E								
<b>1 583</b>	<b>1 432</b>	<b>1 629</b>	<b>1 514</b>	<b>1 637</b>	<b>1 486</b>	<b>1 513</b>	<b>1 403</b>	<b>351</b>	<b>268</b>	<b>108</b>	<b>73</b>	<b>640</b>	<b>554</b>	<b>A</b>								Yalova TR425
1 182	1 058	1 224	1 155	1 289	1 117	1 170	1 077	270	216	93	56	633	552	D								
401	374	405	359	348	369	343	326	81	52	15	17	7	2	E								
<b>37 953</b>	<b>36 176</b>	<b>37 738</b>	<b>35 235</b>	<b>36 269</b>	<b>34 112</b>	<b>34 941</b>	<b>32 530</b>	<b>5 860</b>	<b>4 002</b>	<b>936</b>	<b>638</b>	<b>9 158</b>	<b>7 729</b>	<b>A</b>								Ankara TR510
35 771	34 038	35 552	33 075	34 195	32 124	32 928	30 715	5 466	3 706	862	565	9 120	7 705	D								
2 182	2 138	2 186	2 160	2 074	1 988	2 013	1 815	394	296	74	73	38	24	E								
<b>19 243</b>	<b>18 303</b>	<b>19 416</b>	<b>18 429</b>	<b>18 404</b>	<b>17 594</b>	<b>17 452</b>	<b>15 841</b>	<b>3 791</b>	<b>2 670</b>	<b>642</b>	<b>437</b>	<b>4 680</b>	<b>3 689</b>	<b>A</b>								Konya TR521
14 710	14 012	15 116	14 168	14 281	13 634	13 869	12 403	2 794	1 955	445	295	4 626	3 633	D								
4 533	4 291	4 300	4 261	4 123	3 960	3 583	3 438	997	715	197	142	54	56	E								
<b>2 227</b>	<b>2 166</b>	<b>2 262</b>	<b>2 208</b>	<b>2 128</b>	<b>1 954</b>	<b>1 995</b>	<b>1 864</b>	<b>381</b>	<b>265</b>	<b>36</b>	<b>23</b>	<b>591</b>	<b>607</b>	<b>A</b>								Karaman TR522
1 556	1 494	1 790	1 700	1 705	1 538	1 577	1 476	318	220	22	21	588	605	D								
671	672	472	508	423	416	418	388	63	45	14	2	3	2	E								
<b>16 698</b>	<b>15 500</b>	<b>16 641</b>	<b>15 710</b>	<b>15 852</b>	<b>14 527</b>	<b>14 797</b>	<b>13 610</b>	<b>3 268</b>	<b>2 232</b>	<b>570</b>	<b>412</b>	<b>5 909</b>	<b>5 428</b>	<b>A</b>								Antalya TR611
12 101	11 153	12 175	11 496	11 704	10 790	11 045	10 274	2 485	1 668	429	314	5 865	5 393	D								
4 597	4 347	4 466	4 214	4 148	3 737	3 752	3 336	783	564	141	98	44	35	E								
<b>2 966</b>	<b>2 877</b>	<b>3 085</b>	<b>2 933</b>	<b>2 934</b>	<b>2 871</b>	<b>2 918</b>	<b>2 539</b>	<b>610</b>	<b>416</b>	<b>71</b>	<b>56</b>	<b>828</b>	<b>504</b>	<b>A</b>								Isparta TR612
2 174	2 119	2 366	2 180	2 213	2 122	2 264	1 889	415	300	46	33	822	500	D								
792	758	719	753	721	749	654	650	195	116	25	23	6	4	E								
<b>1 900</b>	<b>1 773</b>	<b>1 811</b>	<b>1 796</b>	<b>1 814</b>	<b>1 773</b>	<b>1 704</b>	<b>1 604</b>	<b>352</b>	<b>270</b>	<b>28</b>	<b>18</b>	<b>662</b>	<b>299</b>	<b>A</b>								Burdur TR613
1 320	1 205	1 328	1 291	1 357	1 274	1 286	1 196	275	214	24	14	660	297	D								
580	568	483	505	457	499	418	408	77	56	4	4	2	2	E								
<b>20 452</b>	<b>19 268</b>	<b>20 401</b>	<b>19 151</b>	<b>19 472</b>	<b>17 976</b>	<b>18 179</b>	<b>16 815</b>	<b>6 266</b>	<b>4 587</b>	<b>1 853</b>	<b>1 193</b>	<b>5 958</b>	<b>3 841</b>	<b>A</b>								Adana TR621
17 682	16 617	17 892	16 784	17 221	15 837	16 247	15 014	5 499	4 077	1 656	1 050	5 863	3 804	D								
2 770	2 651	2 509	2 367	2 251	2 139	1 932	1 801	767	510	197	143	95	37	E								
<b>15 660</b>	<b>15 140</b>	<b>15 908</b>	<b>15 052</b>	<b>14 937</b>	<b>14 119</b>	<b>14 292</b>	<b>13 131</b>	<b>3 926</b>	<b>3 240</b>	<b>1 064</b>	<b>735</b>	<b>4 697</b>	<b>3 546</b>	<b>A</b>								Mersin TR622
12 639	12 233	13 041	12 205	12 415	11 627	11 825	10 920	3 293	2 780	928	635	4 631	3 514	D								
3 021	2 907	2 867	2 847	2 522	2 492	2 467	2 211	633	460	136	100	66	32	E								
<b>15 008</b>	<b>14 300</b>	<b>14 892</b>	<b>14 020</b>	<b>14 056</b>	<b>13 148</b>	<b>13 052</b>	<b>11 723</b>	<b>2 915</b>	<b>2 310</b>	<b>731</b>	<b>587</b>	<b>2 993</b>	<b>2 604</b>	<b>A</b>								Hatay TR631
8 217	7 735	8 446	7 586	8 005	7 214	7 636	6 843	1 623	1 252	435	308	2 859	2 513	D								
6 791	6 565	6 446	6 434	6 051	5 934	5 416	4 880	1 292	1 058	296	279	134	91	E								
<b>11 084</b>	<b>10 479</b>	<b>10 766</b>	<b>10 117</b>	<b>10 369</b>	<b>9 546</b>	<b>9 387</b>	<b>8 557</b>	<b>3 518</b>	<b>2 665</b>	<b>914</b>	<b>576</b>	<b>2 236</b>	<b>1 381</b>	<b>A</b>								Kahramanmaraş TR632
6 794	6 390	6 908	6 493	6 904	6 161	6 453	5 642	2 210	1 609	535	315	2 114	1 302	D								
4 290	4 089	3 858	3 624	3 465	3 385	2 934	2 915	1 308	1 056	379	261	122	79	E								
<b>5 077</b>	<b>4 649</b>	<b>4 768</b>	<b>4 542</b>	<b>4 615</b>	<b>4 205</b>	<b>4 357</b>	<b>3 914</b>	<b>1 765</b>	<b>1 331</b>	<b>388</b>	<b>234</b>	<b>1 551</b>	<b>719</b>	<b>A</b>								Osmaniye TR633
4 081	3 660	3 843	3 661	3 799	3 437	3 598	3 239	1 453	1 085	315	193	1 531	710	D								
996	989	925	881	816	768	759	675	312	246	73	41	20	9	E								
<b>2 497</b>	<b>2 335</b>	<b>2 499</b>	<b>2 312</b>	<b>2 339</b>	<b>2 337</b>	<b>2 393</b>	<b>2 112</b>	<b>491</b>	<b>381</b>	<b>77</b>	<b>62</b>	<b>593</b>	<b>362</b>	<b>A</b>								Kırıkkale TR711
2 244	2 081	2 274	2 112	2 150	2 158	2 210	1 946	432	325	67	48	586	362	D								
253	254	225	200	189	179	183	166	59	56	10	14	7	-	E								
<b>3 840</b>	<b>3 727</b>	<b>3 894</b>	<b>3 724</b>	<b>3 480</b>	<b>3 385</b>	<b>3 446</b>	<b>3 059</b>	<b>898</b>	<b>681</b>	<b>163</b>	<b>122</b>	<b>859</b>	<b>516</b>	<b>A</b>								Aksaray TR712
2 193	2 114	2 298	2 099	2 089	1 963	2 043	1 819	486	343	85	47	835	499	D								
1 647	1 613	1 596	1 625	1 391	1 422	1 403	1 240	412	338	78	75	24	17	E								
<b>3 385</b>	<b>3 189</b>	<b>3 345</b>	<b>3 216</b>	<b>3 139</b>	<b>3 030</b>	<b>3 015</b>	<b>2 736</b>	<b>870</b>	<b>721</b>	<b>212</b>	<b>174</b>	<b>820</b>	<b>385</b>	<b>A</b>								Niğde TR713
1 596	1 515	1 629	1 581	1 579	1 531	1 554	1 402	338	239	61	48	774	345	D								
1 789	1 674	1 716	1 635	1 560	1 499	1 461	1 334	532	482	151	126	46	40	E								
<b>2 618</b>	<b>2 467</b>	<b>2 619</b>	<b>2 508</b>	<b>2 479</b>	<b>2 327</b>	<b>2 328</b>	<b>2 226</b>	<b>521</b>	<b>341</b>	<b>88</b>	<b>43</b>	<b>622</b>	<b>294</b>	<b>A</b>								Neveşehir TR714
1 527	1 384	1 591	1 471	1 521	1 375	1 463	1 353	294	181	53	20	603	283	D								
1 091	1 083	1 028	1 037	958	952	865	873	227	160	35	23	19	11	E								
<b>1 917</b>	<b>1 756</b>	<b>1 882</b>	<b>1 835</b>	<b>1 897</b>	<b>1 786</b>	<b>1 805</b>	<b>1 622</b>	<b>375</b>	<b>307</b>	<b>81</b>	<b>62</b>	<b>688</b>	<b>243</b>	<b>A</b>								Kırşehir TR715
1 485	1 346	1 450	1 420	1 519	1 340	1 392	1 273	283	222	55	38	682	232	D								
432	410	432	415	378	446	413	349	92	85	26	24	6	11	E								
<b>11 454</b>	<b>11 095</b>	<b>11 625</b>	<b>10 889</b>	<b>10 866</b>	<b>10 353</b>	<b>10 350</b>	<b>9 500</b>	<b>2 464</b>	<b>1 951</b>	<b>464</b>	<b>291</b>	<b>2 573</b>	<b>1 972</b>	<b>A</b>								Kayseri TR721
9 657	9 284	9 968	9 238	9 409	8 805	8 936	8 199	2 109	1 624	385	229	2 549	1 951	D								
1 797	1 811	1 657	1 651	1 457	1 548	1 414	1 301	355	327	79	62	24	21	E								
<b>5 693</b>	<b>5 479</b>	<b>5 925</b>	<b>5 687</b>	<b>5 646</b>	<b>5 428</b>	<b>5 488</b>	<b>5 064</b>	<b>1 270</b>	<b>1 027</b>	<b>230</b>	<b>165</b>	<b>1 097</b>	<b>784</b>	<b>A</b>								Sivas TR722
4 046	3 925	4 548	4 283	4 412	4 155	4 268	3 965	916	677	160	105	1 075	753	D								
1 647	1 554	1 377	1 404	1 234	1 273	1 220	1 099	354	350	70	60	22	31	E								



## 2.5 İstatistikî Bölge Birimleri Sınıflaması 3. düzey, yerleşim yeri ve doğum yıllarına göre İlköğretim de öğrenci sayısı (devam)

[2008/'09 Öğretim yılı başı]

İBBS - 3. Düzey	A. Toplam	D. Şehir	E. Köy	Doğum yılları												
				Toplam	2003 ve sonraki doğumular Born in 2003 and after										1999	
					Total			2002		2001		2000		1999		
					Toplam Total	Erkek Males	Kadın Females	Erkek Males	Kadın Females	Erkek Males	Kadın Females	Erkek Males	Kadın Females	Erkek Males	Kadın Females	
TR811 Zonguldak	A			76 227	39 489	36 738	2	2	4 049	4 006	4 890	4 635	4 677	4 419	4 645	4 243
	D			42 668	22 463	20 205	1	1	2 122	2 065	2 579	2 423	2 536	2 339	2 524	2 284
	E			33 559	17 026	16 533	1	1	1 927	1 941	2 311	2 212	2 141	2 080	2 121	1 959
TR812 Karabük	A			26 117	13 605	12 512	-	1	1 295	1 239	1 556	1 461	1 695	1 525	1 656	1 516
	D			22 692	11 815	10 877	-	1	1 132	1 065	1 353	1 258	1 460	1 324	1 434	1 324
	E			3 425	1 790	1 635	-	-	163	174	203	203	235	201	222	192
TR813 Bartın	A			22 525	11 367	11 158	-	-	1 184	1 182	1 339	1 431	1 402	1 287	1 373	1 356
	D			9 307	4 786	4 521	-	-	463	451	532	577	541	486	566	474
	E			13 218	6 581	6 637	-	-	721	731	807	854	861	801	807	882
TR821 Kastamonu	A			41 655	21 363	20 292	7	5	2 102	2 109	2 460	2 317	2 540	2 422	2 538	2 473
	D			29 402	15 116	14 286	5	2	1 434	1 447	1 643	1 533	1 669	1 612	1 704	1 648
	E			12 253	6 247	6 006	2	3	668	662	817	784	871	810	834	825
TR822 Çankırı	A			20 635	10 686	9 949	3	2	989	948	1 186	1 133	1 281	1 222	1 300	1 243
	D			17 614	9 161	8 453	1	-	809	768	974	956	1 049	998	1 032	984
	E			3 021	1 525	1 496	2	2	180	180	212	177	232	224	268	259
TR823 Sinop	A			24 385	12 534	11 851	7	12	1 150	1 180	1 448	1 360	1 397	1 371	1 527	1 422
	D			16 041	8 255	7 786	1	1	693	726	889	843	857	846	943	897
	E			8 344	4 279	4 065	6	11	457	454	559	517	540	525	584	525
TR831 Samsun	A			182 814	93 376	89 438	15	35	9 299	9 111	10 912	10 399	11 291	10 801	11 311	10 977
	D			123 019	62 912	60 107	3	5	5 867	5 817	7 053	6 755	7 230	6 875	7 357	7 042
	E			59 795	30 464	29 331	12	30	3 432	3 294	3 859	3 644	4 061	3 926	3 954	3 935
TR832 Tokat	A			87 231	45 007	42 224	15	17	4 098	3 905	5 378	5 057	5 426	5 194	5 459	5 213
	D			57 006	29 523	27 483	2	3	2 448	2 316	3 336	3 116	3 380	3 206	3 440	3 229
	E			30 225	15 484	14 741	13	14	1 650	1 589	2 042	1 941	2 046	1 988	2 019	1 984
TR833 Çorum	A			75 599	38 871	36 728	7	12	3 344	3 341	4 379	4 263	4 480	4 449	4 827	4 498
	D			55 105	28 528	26 577	3	5	2 244	2 269	3 073	2 960	3 095	3 074	3 323	3 064
	E			20 494	10 343	10 151	4	7	1 100	1 072	1 306	1 303	1 385	1 375	1 495	1 434
TR834 Amasya	A			43 073	22 285	20 788	7	11	2 129	2 031	2 524	2 535	2 701	2 489	2 627	2 561
	D			32 715	16 994	15 721	2	4	1 500	1 397	1 815	1 843	1 997	1 783	1 948	1 863
	E			10 358	5 291	5 067	5	7	629	634	709	692	704	706	679	698
TR901 Trabzon	A			98 349	50 139	48 210	9	12	5 042	4 986	5 915	5 683	6 189	5 919	6 088	5 799
	D			65 046	33 276	31 770	3	4	3 257	3 171	3 893	3 676	4 062	3 874	3 958	3 778
	E			33 303	16 863	16 440	6	8	1 785	1 815	2 022	2 007	2 127	2 045	2 130	2 021
TR902 Ordu	A			100 259	51 289	48 970	4	6	5 163	5 059	5 860	5 606	6 329	6 141	6 465	6 211
	D			64 905	33 294	31 611	1	2	3 183	3 184	3 644	3 553	3 891	3 785	4 156	3 862
	E			35 354	17 995	17 359	3	4	1 980	1 875	2 216	2 053	2 438	2 356	2 309	2 349
TR903 Giresun	A			53 437	27 524	25 913	2	5	2 770	2 599	3 154	2 980	3 254	3 056	3 272	3 132
	D			38 697	19 952	18 745	-	-	1 918	1 836	2 163	2 095	2 279	2 121	2 287	2 196
	E			14 740	7 572	7 168	2	5	852	763	991	885	975	935	985	936
TR904 Rize	A			43 777	22 460	21 317	1	-	2 249	2 161	2 619	2 484	2 560	2 535	2 637	2 439
	D			33 369	17 084	16 285	1	-	1 659	1 645	1 977	1 893	1 924	1 900	1 954	1 831
	E			10 408	5 376	5 032	-	-	590	516	642	591	636	635	683	608
TR905 Artvin	A			20 460	10 491	9 969	-	3	1 061	1 027	1 188	1 144	1 260	1 201	1 302	1 157
	D			14 274	7 349	6 925	-	-	712	697	813	793	886	832	895	782
	E			6 186	3 142	3 044	-	3	349	330	375	351	374	369	407	375
TR906 Gümüşhane	A			18 361	9 386	8 975	1	-	972	891	1 101	1 000	1 084	1 091	1 150	1 027
	D			11 653	5 935	5 718	-	-	533	500	606	550	590	613	607	555
	E			6 708	3 451	3 257	1	-	439	391	495	450	494	478	543	472
TRA11 Erzurum	A			134 964	69 846	65 118	129	202	6 896	6 816	8 369	7 924	8 876	8 168	8 812	8 335
	D			89 328	46 449	42 879	20	37	4 109	4 079	5 029	4 769	5 378	4 967	5 330	4 980
	E			45 636	23 397	22 239	109	165	2 787	2 737	3 340	3 155	3 498	3 201	3 482	3 355
TRA12 Erzincan	A			29 726	15 215	14 511	8	10	1 579	1 479	1 715	1 681	1 919	1 819	1 876	1 712
	D			21 222	10 891	10 331	5	2	1 069	996	1 170	1 171	1 308	1 233	1 297	1 164
	E			8 504	4 324	4 180	3	8	510	483	545	510	611	586	579	548
TRA13 Bayburt	A			11 846	6 130	5 716	5	1	687	623	723	634	695	693	726	709
	D			7 082	3 704	3 378	4	-	374	327	390	317	366	367	391	357
	E			4 764	2 426	2 338	1	1	313	296	333	317	329	326	335	352

## 2.5 Number of students in primary education by year of birth and settlement place according to Classification of Statistical Region Units Level 3 (continued)

[Beginning of the educational year 2008/09]

A. Total		D. City		E. Village		Birth dates														SRE -	Level 3
						1998		1997		1996		1995		1994		1993		1992 ve önceki doğumlar Born in 1992 and before			
Erkek Males	Kadın Females	Erkek Males	Kadın Females	Erkek Males	Kadın Females	Erkek Males	Kadın Females	Erkek Males	Kadın Females	Erkek Males	Kadın Females	Erkek Males	Kadın Females	Erkek Males	Kadın Females	Erkek Males	Kadın Females	Erkek Males	Kadın Females		
<b>4 634</b>	<b>4 482</b>	<b>4 687</b>	<b>4 465</b>	<b>4 547</b>	<b>4 416</b>	<b>4 495</b>	<b>4 265</b>	<b>602</b>	<b>488</b>	<b>105</b>	<b>67</b>	<b>2 156</b>	<b>1 250</b>	<b>A</b>					Zonguldak TR811		
2 537	2 392	2 596	2 476	2 559	2 399	2 506	2 309	312	240	52	36	2 139	1 241	D							
2 097	2 090	2 091	1 989	1 988	2 017	1 989	1 956	290	248	53	31	17	9	E							
<b>1 640</b>	<b>1 537</b>	<b>1 641</b>	<b>1 500</b>	<b>1 671</b>	<b>1 527</b>	<b>1 556</b>	<b>1 444</b>	<b>272</b>	<b>202</b>	<b>45</b>	<b>31</b>	<b>578</b>	<b>529</b>	<b>A</b>					Karabük TR812		
1 416	1 339	1 418	1 287	1 439	1 333	1 341	1 239	212	156	35	24	575	527	D							
224	198	223	213	232	194	215	205	60	46	10	7	3	2	E							
<b>1 354</b>	<b>1 325</b>	<b>1 369</b>	<b>1 431</b>	<b>1 398</b>	<b>1 325</b>	<b>1 350</b>	<b>1 363</b>	<b>247</b>	<b>186</b>	<b>33</b>	<b>25</b>	<b>318</b>	<b>247</b>	<b>A</b>					Bartın TR813		
542	562	569	589	585	523	577	553	88	58	9	4	314	244	D							
812	763	800	842	813	802	773	810	159	128	24	21	4	3	E							
<b>2 628</b>	<b>2 402</b>	<b>2 645</b>	<b>2 498</b>	<b>2 514</b>	<b>2 444</b>	<b>2 440</b>	<b>2 336</b>	<b>567</b>	<b>493</b>	<b>93</b>	<b>118</b>	<b>829</b>	<b>675</b>	<b>A</b>					Kastamonu TR821		
1 787	1 619	1 916	1 816	1 855	1 782	1 833	1 739	388	332	63	89	819	667	D							
841	783	729	682	659	662	607	597	179	161	30	29	10	8	E							
<b>1 298</b>	<b>1 222</b>	<b>1 329</b>	<b>1 281</b>	<b>1 287</b>	<b>1 239</b>	<b>1 191</b>	<b>1 162</b>	<b>388</b>	<b>263</b>	<b>75</b>	<b>40</b>	<b>359</b>	<b>194</b>	<b>A</b>					Çankırı TR822		
1 111	989	1 182	1 146	1 172	1 115	1 075	1 060	342	226	66	29	348	182	D							
187	233	147	135	115	124	116	102	46	37	9	11	11	12	E							
<b>1 452</b>	<b>1 406</b>	<b>1 527</b>	<b>1 457</b>	<b>1 585</b>	<b>1 478</b>	<b>1 513</b>	<b>1 300</b>	<b>336</b>	<b>326</b>	<b>70</b>	<b>88</b>	<b>522</b>	<b>451</b>	<b>A</b>					Sinop TR823		
940	921	1 011	978	1 115	1 010	1 061	908	206	180	35	36	504	440	D							
512	485	516	479	470	468	452	392	130	146	35	52	18	11	E							
<b>11 353</b>	<b>10 982</b>	<b>11 487</b>	<b>11 107</b>	<b>11 636</b>	<b>10 918</b>	<b>10 891</b>	<b>10 133</b>	<b>2 087</b>	<b>1 787</b>	<b>380</b>	<b>382</b>	<b>2 714</b>	<b>2 806</b>	<b>A</b>					Samsun TR831		
7 401	7 185	7 924	7 669	8 204	7 710	7 835	7 181	1 201	955	191	174	2 646	2 739	D							
3 952	3 797	3 563	3 438	3 432	3 208	3 056	2 952	886	832	189	208	68	67	E							
<b>5 467</b>	<b>5 270</b>	<b>5 689</b>	<b>5 379</b>	<b>5 417</b>	<b>5 263</b>	<b>5 099</b>	<b>4 733</b>	<b>1 443</b>	<b>1 136</b>	<b>249</b>	<b>237</b>	<b>1 267</b>	<b>820</b>	<b>A</b>					Tokat TR832		
3 477	3 376	3 765	3 647	3 766	3 607	3 597	3 347	941	708	142	126	1 229	802	D							
1 990	1 894	1 924	1 732	1 651	1 656	1 502	1 386	502	428	107	111	38	18	E							
<b>4 861</b>	<b>4 564</b>	<b>4 955</b>	<b>4 607</b>	<b>4 749</b>	<b>4 575</b>	<b>4 463</b>	<b>4 181</b>	<b>1 404</b>	<b>1 105</b>	<b>183</b>	<b>123</b>	<b>1 219</b>	<b>1 010</b>	<b>A</b>					Çorum TR833		
3 461	3 208	3 779	3 424	3 654	3 482	3 472	3 215	1 082	808	128	70	1 205	998	D							
1 400	1 356	1 176	1 183	1 095	1 093	991	966	322	297	55	53	14	12	E							
<b>2 698</b>	<b>2 551</b>	<b>2 690</b>	<b>2 606</b>	<b>2 802</b>	<b>2 569</b>	<b>2 566</b>	<b>2 393</b>	<b>492</b>	<b>379</b>	<b>95</b>	<b>56</b>	<b>954</b>	<b>607</b>	<b>A</b>					Amasya TR834		
2 013	1 951	2 097	2 012	2 205	2 060	2 031	1 884	372	287	63	37	951	600	D							
685	600	593	594	597	509	535	509	120	92	32	19	3	7	E							
<b>6 137</b>	<b>5 872</b>	<b>6 398</b>	<b>6 146</b>	<b>6 191</b>	<b>5 981</b>	<b>5 768</b>	<b>5 435</b>	<b>845</b>	<b>680</b>	<b>151</b>	<b>127</b>	<b>1 406</b>	<b>1 570</b>	<b>A</b>					Trabzon TR901		
4 014	3 836	4 187	4 048	4 179	3 864	3 812	3 590	450	326	73	56	1 388	1 547	D							
2 123	2 036	2 211	2 098	2 012	2 117	1 956	1 845	395	354	78	71	18	23	E							
<b>6 490</b>	<b>6 105</b>	<b>6 505</b>	<b>6 315</b>	<b>6 261</b>	<b>6 137</b>	<b>6 078</b>	<b>5 693</b>	<b>1 038</b>	<b>832</b>	<b>179</b>	<b>162</b>	<b>917</b>	<b>703</b>	<b>A</b>					Ordu TR902		
4 123	3 803	4 305	4 142	4 313	4 221	4 079	3 848	610	472	99	60	890	679	D							
2 367	2 302	2 200	2 173	1 948	1 916	1 999	1 845	428	360	80	102	27	24	E							
<b>3 329</b>	<b>3 201</b>	<b>3 469</b>	<b>3 360</b>	<b>3 475</b>	<b>3 287</b>	<b>3 332</b>	<b>3 119</b>	<b>599</b>	<b>510</b>	<b>109</b>	<b>102</b>	<b>759</b>	<b>562</b>	<b>A</b>					Giresun TR903		
2 399	2 255	2 559	2 511	2 601	2 460	2 549	2 338	401	325	54	60	742	548	D							
930	946	910	849	874	827	783	781	198	185	55	42	17	14	E							
<b>2 708</b>	<b>2 588</b>	<b>2 698</b>	<b>2 595</b>	<b>2 676</b>	<b>2 550</b>	<b>2 656</b>	<b>2 463</b>	<b>419</b>	<b>287</b>	<b>69</b>	<b>48</b>	<b>1 168</b>	<b>1 167</b>	<b>A</b>					Rize TR904		
2 058	1 929	2 004	1 972	2 010	1 870	1 991	1 858	298	200	46	29	1 162	1 158	D							
650	659	694	623	666	680	665	605	121	87	23	19	6	9	E							
<b>1 255</b>	<b>1 211</b>	<b>1 357</b>	<b>1 308</b>	<b>1 292</b>	<b>1 197</b>	<b>1 224</b>	<b>1 205</b>	<b>243</b>	<b>207</b>	<b>43</b>	<b>39</b>	<b>266</b>	<b>270</b>	<b>A</b>					Artvin TR905		
873	831	933	891	936	824	856	868	164	126	25	18	256	263	D							
382	380	424	417	356	373	368	337	79	81	18	21	10	7	E							
<b>1 191</b>	<b>1 223</b>	<b>1 146</b>	<b>1 168</b>	<b>1 135</b>	<b>1 146</b>	<b>1 129</b>	<b>1 036</b>	<b>205</b>	<b>178</b>	<b>22</b>	<b>28</b>	<b>250</b>	<b>187</b>	<b>A</b>					Gümüşhane TR906		
670	728	850	843	839	848	833	752	142	124	15	19	250	186	D							
521	495	296	325	296	298	296	284	63	54	7	9	-	1	E							
<b>8 436</b>	<b>7 879</b>	<b>8 382</b>	<b>7 933</b>	<b>7 789</b>	<b>7 108</b>	<b>6 991</b>	<b>6 213</b>	<b>2 351</b>	<b>2 093</b>	<b>756</b>	<b>688</b>	<b>2 059</b>	<b>1 759</b>	<b>A</b>					Erzurum TRA11		
5 379	5 029	5 996	5 636	5 850	5 279	5 404	4 772	1 628	1 359	455	379	1 871	1 593	D							
3 057	2 850	2 386	2 297	1 939	1 829	1 587	1 441	723	734	301	309	188	166	E							
<b>1 771</b>	<b>1 787</b>	<b>1 816</b>	<b>1 760</b>	<b>1 886</b>	<b>1 786</b>	<b>1 744</b>	<b>1 614</b>	<b>320</b>	<b>285</b>	<b>61</b>	<b>49</b>	<b>520</b>	<b>529</b>	<b>A</b>					Erzincan TRA12		
1 235	1 250	1 346	1 291	1 408	1 278	1 293	1 184	211	202	36	37	513	523	D							
536	537	470	469	478	508	451	430	109	83	25	12	7	6	E							
<b>682</b>	<b>718</b>	<b>823</b>	<b>741</b>	<b>757</b>	<b>735</b>	<b>664</b>	<b>615</b>	<b>138</b>	<b>105</b>	<b>15</b>	<b>24</b>	<b>215</b>	<b>118</b>	<b>A</b>					Bayburt TRA13		
385	379	525	495	490	504	455	430	105	77	10	11	209	114	D							
297	339	298	246	267	231	209	185	33	28	5	13	6	4	E							

## 2.5 İstatistikî Bölge Birimleri Sınıflaması 3. düzey, yerleşim yeri ve doğum yıllarına göre İlköğretim de öğrenci sayısı (devam)

[2008/'09 Öğretim yılı başı]

İBBS - 3. Düzey	A. Toplam	D. Şehir	E. Köy	Doğum yılları												
				Toplam	2003 ve sonraki doğumular		2002		2001		2000		1999			
					Born in 2003 and after		Erkek	Kadın	Erkek	Kadın	Erkek	Kadın	Erkek	Kadın	Erkek	Kadın
					Total	Erkek	Kadın	Males	Females	Males	Females	Males	Females	Males	Females	Males
TRA21 Ağrı	A	127 082	66 801	60 281	242	296	7 162	6 772	8 156	7 686	8 589	7 868	8 085	7 774		
	D	69 636	37 438	32 198	59	75	3 424	3 272	4 013	3 733	4 148	3 819	4 021	3 745		
	E	57 446	29 363	28 083	183	221	3 738	3 500	4 143	3 953	4 441	4 049	4 064	4 029		
TRA22 Kars	A	54 290	28 318	25 972	57	111	2 936	2 659	3 349	3 204	3 673	3 341	3 511	3 282		
	D	22 700	11 892	10 808	5	10	991	939	1 152	1 189	1 302	1 186	1 269	1 193		
	E	31 590	16 426	15 164	52	101	1 945	1 720	2 197	2 015	2 371	2 155	2 242	2 089		
TRA23 Iğdır	A	36 687	19 076	17 611	42	70	1 788	1 842	2 233	2 058	2 469	2 268	2 357	2 203		
	D	21 218	10 983	10 235	9	15	948	1 023	1 219	1 120	1 328	1 247	1 232	1 171		
	E	15 469	8 093	7 376	33	55	840	819	1 014	938	1 141	1 021	1 125	1 032		
TRA24 Ardahan	A	17 019	8 797	8 222	3	6	879	841	1 030	901	1 040	1 048	1 127	1 058		
	D	6 996	3 614	3 382	-	-	247	222	308	259	291	323	317	318		
	E	10 023	5 183	4 840	3	6	632	619	722	642	749	725	810	740		
TRB11 Malatya	A	113 335	58 579	54 756	27	30	5 711	5 558	6 839	6 493	7 115	6 660	7 180	6 805		
	D	79 542	41 333	38 209	10	8	3 878	3 743	4 702	4 434	4 841	4 450	4 883	4 541		
	E	33 793	17 246	16 547	17	22	1 833	1 815	2 137	2 059	2 274	2 210	2 297	2 264		
TRB12 Elazığ	A	84 542	43 475	41 067	35	50	4 462	4 095	4 921	4 814	5 191	5 080	5 285	5 157		
	D	65 757	34 018	31 739	17	22	3 295	3 053	3 722	3 538	3 960	3 806	3 967	3 821		
	E	18 785	9 457	9 328	18	28	1 167	1 042	1 199	1 276	1 231	1 274	1 318	1 336		
TRB13 Bingöl	A	45 274	23 826	21 448	73	166	2 248	2 049	2 720	2 439	2 818	2 638	3 005	2 920		
	D	26 620	13 685	12 935	7	20	1 274	1 195	1 480	1 373	1 512	1 444	1 618	1 623		
	E	18 654	10 141	8 513	66	146	974	854	1 240	1 066	1 306	1 194	1 387	1 297		
TRB14 Tunceli	A	8 070	4 061	4 009	1	1	407	381	507	475	475	488	481	458		
	D	6 259	3 138	3 121	1	-	327	302	401	359	359	387	376	357		
	E	1 811	923	888	-	1	80	79	106	116	116	101	105	101		
TRB21 Van	A	222 838	119 146	103 692	667	831	11 496	10 718	14 559	13 188	15 361	13 925	14 774	13 500		
	D	121 080	65 203	55 877	158	182	5 500	5 124	7 004	6 484	7 436	6 829	7 323	6 584		
	E	101 758	53 943	47 815	509	649	5 996	5 594	7 555	6 704	7 925	7 096	7 451	6 916		
TRB22 Muş	A	90 158	47 704	42 454	187	189	4 611	4 279	5 569	5 403	6 065	5 525	5 905	5 588		
	D	34 255	17 915	16 340	20	23	1 532	1 445	1 877	1 909	2 036	1 943	2 013	1 921		
	E	55 903	29 789	26 114	167	166	3 079	2 834	3 692	3 494	4 029	3 582	3 892	3 667		
TRB23 Bitlis	A	68 385	36 581	31 804	100	152	3 790	3 442	4 481	4 087	4 534	4 216	4 591	4 204		
	D	36 626	20 209	16 417	19	31	1 800	1 674	2 168	1 942	2 181	2 056	2 243	2 033		
	E	31 759	16 372	15 387	81	121	1 990	1 768	2 313	2 145	2 353	2 160	2 348	2 171		
TRB 24 Hakkari	A	52 495	26 990	25 505	357	330	2 894	2 690	3 441	3 225	3 524	3 284	3 305	3 215		
	D	31 384	16 284	15 100	43	48	1 450	1 368	1 809	1 666	1 893	1 747	1 867	1 790		
	E	21 111	10 706	10 405	314	282	1 444	1 322	1 632	1 559	1 631	1 537	1 438	1 425		
TRC11 Gaziantep	A	317 329	164 926	152 403	41	82	16 818	16 269	20 214	19 020	20 311	19 495	20 478	19 434		
	D	280 259	145 942	134 317	28	60	14 703	14 257	17 719	16 749	17 778	17 083	17 950	17 000		
	E	37 070	18 984	18 086	13	22	2 115	2 012	2 495	2 271	2 533	2 412	2 528	2 434		
TRC12 Adıyaman	A	110 518	57 060	53 458	40	59	5 383	5 392	6 566	6 167	7 034	6 468	6 728	6 403		
	D	66 099	34 316	31 783	12	15	3 102	3 147	3 877	3 603	4 095	3 754	3 868	3 706		
	E	44 419	22 744	21 675	28	44	2 281	2 245	2 689	2 564	2 939	2 714	2 860	2 697		
TRC13 Kilis	A	21 125	10 625	10 500	1	8	1 025	1 134	1 242	1 279	1 324	1 289	1 288	1 342		
	D	15 900	8 057	7 843	-	6	737	803	918	927	941	919	915	957		
	E	5 225	2 568	2 657	1	2	288	331	324	352	383	370	373	385		
TRC21 Şanlıurfa	A	360 651	192 816	167 835	210	322	19 482	17 621	22 816	20 907	23 367	21 936	22 803	21 374		
	D	216 018	115 272	100 746	62	88	10 807	9 995	13 139	11 961	13 317	12 636	12 994	12 399		
	E	144 633	77 544	67 089	148	234	8 675	7 626	9 677	8 946	10 050	9 300	9 809	8 975		
TRC22 Diyarbakır	A	321 344	167 707	153 637	193	267	17 228	15 781	19 717	18 363	20 301	19 308	19 964	18 628		
	D	229 134	119 945	109 189	64	88	11 724	10 614	13 622	12 619	13 841	13 225	13 738	12 746		
	E	92 210	47 762	44 448	129	179	5 504	5 167	6 095	5 744	6 460	6 083	6 226	5 882		
TRC31 Mardin	A	158 504	81 801	76 703	151	183	8 654	8 288	9 810	9 438	10 027	9 659	10 084	9 873		
	D	93 901	48 796	45 105	29	47	4 711	4 526	5 348	5 328	5 610	5 387	5 715	5 429		
	E	64 603	33 005	31 598	122	136	3 943	3 762	4 462	4 110	4 417	4 272	4 369	4 444		
TRC32 Batman	A	117 843	61 029	56 814	82	86	5 959	5 759	7 194	6 822	7 412	7 094	7 315	7 015		
	D	85 321	44 298	41 023	23	32	4 058	4 014	5 029	4 782	5 167	5 034	5 032	4 828		
	E	32 522	16 731	15 791	59	54	1 901	1 745	2 165	2 040	2 245	2 060	2 283	2 187		
TRC33 Şırnak	A	100 020	52 476	47 544	134	143	5 740	5 383	6 470	6 255	6 366	5 982	6 769	6 348		
	D	61 389	32 435	28 954	56	56	3 314	3 155	3 827	3 717	3 741	3 564	3 922	3 750		
	E	38 631	20 041	18 590	78	87	2 426	2 228	2 643	2 538	2 625	2 418	2 847	2 598		
TRC34 Siirt	A	68 329	36 068	32 261	84	88	3 903	3 475	4 446	3 973	4 356	4 088	4 480	4 152		
	D	41 328	21 977	19 351	31	39	2 115	1 891	2 502	2 199	2 423	2 338	2 584	2 431		
	E	27 001	14 091	12 910	53	49	1 788	1 584	1 944	1 774	1 933	1 750	1 896	1 721		

## 2.5 Number of students in primary education by year of birth and settlement place according to Classification of Statistical Region Units Level 3 (continued)

[Beginning of the educational year 2008/09]

A. Total		D. City		E. Village		Birth dates										1992 ve önceki doğumular Born in 1992 and before		SRE -	Level 3
1998		1997		1996		1995		1994		1993		1992		1991		1990			
Erkek Males	Kadın Females	Erkek Males	Kadın Females	Erkek Males	Kadın Females	Erkek Males	Kadın Females	Erkek Males	Kadın Females	Erkek Males	Kadın Females	Erkek Males	Kadın Females	Erkek Males	Kadın Females	Erkek Males	Kadın Females		
<b>7 773</b>	<b>7 038</b>	<b>7 301</b>	<b>6 600</b>	<b>6 638</b>	<b>5 926</b>	<b>6 081</b>	<b>5 324</b>	<b>3 517</b>	<b>2 858</b>	<b>1 515</b>	<b>1 010</b>	<b>1 742</b>	<b>1 129</b>	<b>A</b>					Ağrı TRA21
4 211	3 684	4 438	3 737	4 367	3 642	4 008	3 238	2 349	1 734	1 003	615	1 397	904	D					
3 562	3 354	2 863	2 863	2 271	2 284	2 073	2 086	1 168	1 124	512	395	345	225	E					
<b>3 489</b>	<b>3 356</b>	<b>3 406</b>	<b>3 125</b>	<b>3 077</b>	<b>2 794</b>	<b>2 805</b>	<b>2 465</b>	<b>1 096</b>	<b>1 013</b>	<b>373</b>	<b>280</b>	<b>546</b>	<b>342</b>	<b>A</b>					Kars TRA22
1 349	1 309	1 694	1 448	1 578	1 429	1 449	1 307	507	427	152	102	444	269	D					
2 140	2 047	1 712	1 677	1 499	1 365	1 356	1 158	589	586	221	178	102	73	E					
<b>2 233</b>	<b>2 090</b>	<b>2 270</b>	<b>2 235</b>	<b>2 138</b>	<b>1 925</b>	<b>1 861</b>	<b>1 639</b>	<b>889</b>	<b>724</b>	<b>336</b>	<b>243</b>	<b>460</b>	<b>314</b>	<b>A</b>					Iğdır TRA23
1 249	1 145	1 365	1 357	1 365	1 246	1 188	1 063	499	423	186	149	395	276	D					
984	945	905	878	773	679	673	576	390	301	150	94	65	38	E					
<b>1 127</b>	<b>1 023</b>	<b>1 107</b>	<b>1 046</b>	<b>1 041</b>	<b>1 013</b>	<b>909</b>	<b>825</b>	<b>325</b>	<b>300</b>	<b>73</b>	<b>63</b>	<b>136</b>	<b>98</b>	<b>A</b>					TRA24 Ardahan
371	361	601	557	587	594	554	470	188	161	32	32	118	85	D					
756	662	506	489	454	419	355	355	137	139	41	31	18	13	E					
<b>7 081</b>	<b>6 625</b>	<b>7 163</b>	<b>6 622</b>	<b>6 921</b>	<b>6 471</b>	<b>6 540</b>	<b>6 049</b>	<b>1 727</b>	<b>1 502</b>	<b>384</b>	<b>357</b>	<b>1 891</b>	<b>1 584</b>	<b>A</b>					TRB11 Malatya
4 891	4 624	5 104	4 666	4 990	4 642	4 817	4 434	1 154	932	225	204	1 838	1 531	D					
2 190	2 001	2 059	1 956	1 931	1 829	1 723	1 615	573	570	159	153	53	53	E					
<b>5 353</b>	<b>5 007</b>	<b>5 331</b>	<b>5 066</b>	<b>5 029</b>	<b>4 769</b>	<b>4 753</b>	<b>4 214</b>	<b>1 253</b>	<b>989</b>	<b>320</b>	<b>259</b>	<b>1 542</b>	<b>1 567</b>	<b>A</b>					TRB12 Elazığ
4 043	3 841	4 315	3 990	4 108	3 845	3 943	3 426	950	694	207	173	1 491	1 530	D					
1 310	1 166	1 016	1 076	921	924	810	788	303	295	113	86	51	37	E					
<b>2 905</b>	<b>2 591</b>	<b>2 666</b>	<b>2 555</b>	<b>2 600</b>	<b>2 197</b>	<b>2 278</b>	<b>1 895</b>	<b>1 070</b>	<b>859</b>	<b>483</b>	<b>378</b>	<b>960</b>	<b>761</b>	<b>A</b>					TRB13 Bingöl
1 664	1 488	1 559	1 680	1 630	1 498	1 406	1 302	535	489	204	151	796	672	D					
1 241	1 103	1 107	875	970	699	872	593	535	370	279	227	164	89	E					
<b>466</b>	<b>469</b>	<b>504</b>	<b>484</b>	<b>459</b>	<b>520</b>	<b>464</b>	<b>447</b>	<b>143</b>	<b>124</b>	<b>33</b>	<b>27</b>	<b>121</b>	<b>135</b>	<b>A</b>					TRB14 Tunceli
347	357	381	377	361	397	367	356	87	83	15	16	116	130	D					
119	112	123	107	98	123	97	91	56	41	18	11	5	5	E					
<b>14 498</b>	<b>12 427</b>	<b>13 699</b>	<b>11 547</b>	<b>12 541</b>	<b>10 063</b>	<b>10 767</b>	<b>8 444</b>	<b>5 356</b>	<b>4 316</b>	<b>2 158</b>	<b>1 722</b>	<b>3 270</b>	<b>3 011</b>	<b>A</b>					TRB21 Van
7 515	6 501	8 127	6 635	7 946	6 173	7 002	5 393	3 265	2 514	1 305	951	2 622	2 507	D					
6 983	5 926	5 572	4 912	4 595	3 890	3 765	3 051	2 091	1 802	853	771	648	504	E					
<b>5 705</b>	<b>5 224</b>	<b>5 331</b>	<b>4 751</b>	<b>4 864</b>	<b>4 248</b>	<b>4 314</b>	<b>3 595</b>	<b>2 579</b>	<b>2 094</b>	<b>1 033</b>	<b>787</b>	<b>1 541</b>	<b>771</b>	<b>A</b>					TRB22 Muş
2 022	1 862	2 102	2 002	2 018	1 918	1 868	1 667	973	856	357	296	1 097	498	D					
3 683	3 362	3 229	2 749	2 846	2 330	2 446	1 928	1 606	1 238	676	491	444	273	E					
<b>4 325</b>	<b>3 911</b>	<b>4 369</b>	<b>3 740</b>	<b>3 737</b>	<b>3 110</b>	<b>3 386</b>	<b>2 671</b>	<b>1 650</b>	<b>1 270</b>	<b>615</b>	<b>391</b>	<b>1 003</b>	<b>610</b>	<b>A</b>					TRB23 Bitlis
2 222	1 950	2 606	2 016	2 510	1 803	2 285	1 647	1 031	620	345	185	799	460	D					
2 103	1 961	1 763	1 724	1 227	1 307	1 101	1 024	619	650	270	206	204	150	E					
<b>3 291</b>	<b>3 110</b>	<b>3 050</b>	<b>2 948</b>	<b>2 722</b>	<b>2 382</b>	<b>2 300</b>	<b>2 073</b>	<b>970</b>	<b>1 031</b>	<b>361</b>	<b>436</b>	<b>775</b>	<b>781</b>	<b>A</b>					TRB 24 Hakkari
1 909	1 826	1 984	1 888	1 962	1 639	1 699	1 448	711	717	262	286	695	677	D					
1 382	1 284	1 066	1 060	760	743	601	625	259	314	99	150	80	104	E					
<b>19 562</b>	<b>18 676</b>	<b>18 792</b>	<b>17 581</b>	<b>18 025</b>	<b>16 772</b>	<b>16 689</b>	<b>15 311</b>	<b>5 966</b>	<b>4 756</b>	<b>1 747</b>	<b>1 304</b>	<b>6 283</b>	<b>3 703</b>	<b>A</b>					TRC11 Gaziantep
17 206	16 365	16 702	15 571	15 972	14 871	14 865	13 582	5 246	4 012	1 555	1 127	6 218	3 640	D					
2 356	2 311	2 090	2 010	2 053	1 901	1 824	1 729	720	744	192	177	65	63	E					
<b>6 707</b>	<b>6 368</b>	<b>6 605</b>	<b>6 505</b>	<b>6 779</b>	<b>6 288</b>	<b>6 214</b>	<b>5 778</b>	<b>2 537</b>	<b>2 177</b>	<b>767</b>	<b>703</b>	<b>1 700</b>	<b>1 150</b>	<b>A</b>					TRC12 Adıyaman
3 863	3 645	3 996	3 956	4 187	3 846	3 941	3 606	1 423	1 200	408	323	1 544	982	D					
2 844	2 723	2 609	2 549	2 592	2 442	2 273	2 172	1 114	977	359	380	156	168	E					
<b>1 343</b>	<b>1 333</b>	<b>1 325</b>	<b>1 285</b>	<b>1 187</b>	<b>1 158</b>	<b>1 127</b>	<b>1 035</b>	<b>347</b>	<b>304</b>	<b>89</b>	<b>117</b>	<b>327</b>	<b>216</b>	<b>A</b>					TRC13 Kilis
977	956	1 068	1 017	948	927	918	843	255	212	69	87	311	189	D					
366	377	257	268	239	231	209	192	92	92	20	30	16	27	E					
<b>22 202</b>	<b>19 855</b>	<b>21 394</b>	<b>18 678</b>	<b>19 739</b>	<b>16 747</b>	<b>18 165</b>	<b>14 874</b>	<b>10 858</b>	<b>8 470</b>	<b>4 986</b>	<b>3 276</b>	<b>6 794</b>	<b>3 775</b>	<b>A</b>					TRC21 Şanlıurfa
12 797	11 611	12 862	11 386	12 252	10 636	11 661	9 633	6 770	5 241	3 017	1 986	5 594	3 174	D					
9 405	8 244	8 532	7 292	7 487	6 111	6 504	5 241	4 088	3 229	1 969	1 290	1 200	601	E					
<b>19 610</b>	<b>18 454</b>	<b>18 906</b>	<b>17 696</b>	<b>17 904</b>	<b>16 245</b>	<b>16 668</b>	<b>14 589</b>	<b>8 420</b>	<b>6 949</b>	<b>3 265</b>	<b>2 420</b>	<b>5 531</b>	<b>4 937</b>	<b>A</b>					TRC22 Diyarbakır
13 605	12 739	13 695	12 751	13 419	12 112	12 932	11 090	6 124	4 995	2 312	1 685	4 869	4 525	D					
6 005	5 715	5 211	4 945	4 485	4 133	3 736	3 499	2 296	1 954	953	735	662	412	E					
<b>9 803</b>	<b>9 334</b>	<b>9 675</b>	<b>8 961</b>	<b>8 770</b>	<b>8 052</b>	<b>7 849</b>	<b>6 916</b>	<b>3 279</b>	<b>2 977</b>	<b>1 215</b>	<b>1 202</b>	<b>2 484</b>	<b>1 820</b>	<b>A</b>					TRC31 Mardin
5 646	5 260	6 041	5 519	5 588	5 065	5 170	4 446	2 020	1 786	712	713	2 206	1 599	D					
4 157	4 074	3 634	3 442	3 182	2 987	2 679	2 470	1 259	1 191	503	489	278	221	E					
<b>6 935</b>	<b>6 704</b>	<b>6 787</b>	<b>6 390</b>	<b>6 278</b>	<b>5 817</b>	<b>5 938</b>	<b>5 450</b>	<b>3 005</b>	<b>2 699</b>	<b>1 189</b>	<b>1 066</b>	<b>2 935</b>	<b>1 912</b>	<b>A</b>					TRC32 Batman
4 899	4 719	4 933	4 611	4 737	4 288	4 538	4 185	2 220	2 005	892	760	2 770	1 765	D					
2 036	1 985	1 854	1 779	1 541	1 529	1 400	1 265	785	694	297	306	165	147	E					
<b>6 334</b>	<b>5 805</b>	<b>5 712</b>	<b>5 041</b>	<b>5 550</b>	<b>4 632</b>	<b>4 311</b>	<b>3 813</b>	<b>2 419</b>	<b>2 092</b>	<b>915</b>	<b>876</b>	<b>1 756</b>	<b>1 174</b>	<b>A</b>					TRC33 Şırnak
3 827	3 523	3 515	3 108	3 539	2 839	2 832	2 406	1 625	1 309	622	555	1 615	972	D					
2 507	2 282	2 197	1 933	2 011	1 793	1 479	1 407	794	783	293	321	141	202	E					
<b>4 260</b>	<b>3 904</b>	<b>4 166</b>	<b>3 822</b>	<b>3 638</b>	<b>3 336</b>	<b>3 289</b>	<b>2 822</b>	<b>1 462</b>	<b>1 296</b>	<b>530</b>	<b>485</b>	<b>1 454</b>	<b>820</b>	<b>A</b>					TRC34 Siirt
2 508	2 260	2 642	2 418	2 347	2 127	2 225	1 888	914	769	323	260	1 363	731	D					
1 752	1 644	1 524	1 404	1 291	1 209	1 064	934	548	527	207	225	91	89	E					

**2.6 İstatistikî Bölge Birimleri Sınıflaması 3. düzeye göre taşınmalı ilköğretim yapılan okul ve öğrenci sayıları**

Number of transporting and transported primary schools and students by Classification of Statistical Region Units Level 3

[2008/'09 Öğretim yılı başı - Beginning of the educational year 2008/'09]

İBBS - 3. Düzey SRE - Level 3	Taşınan merkez okul sayısı <sup>(1)</sup> Number of transporting central schools <sup>(1)</sup>	Taşınan okulsuz yerleşim birimi sayısı <sup>(2)</sup> Number of transported settlement places without a school <sup>(2)</sup>	Taşınan okul sayısı <sup>(3)</sup> Number of transported schools <sup>(3)</sup>	Taşınan öğrenci sayısı Number of transported students		
				Toplam Total	Erkek Males	Kadın Females
<b>TR Türkiye</b> TR Turkey	<b>5 851</b>	<b>9 494</b>	<b>25 025</b>	<b>683 415</b>	<b>353 716</b>	<b>329 699</b>
<b>TR100 İstanbul</b>	38	36	110	3 452	1 749	1 703
<b>TR211 Tekirdağ</b>	60	2	225	4 881	2 522	2 359
<b>TR212 Edirne</b>	54	6	219	5 347	2 751	2 596
<b>TR213 Kırklareli</b>	41	-	150	3 106	1 562	1 544
<b>TR221 Balıkesir</b>	138	119	726	16 053	8 161	7 892
<b>TR222 Çanakkale</b>	83	35	470	9 291	4 779	4 512
<b>TR310 İzmir</b>	159	213	525	16 144	8 243	7 901
<b>TR321 Aydın</b>	137	94	462	12 418	6 370	6 048
<b>TR322 Denizli</b>	145	94	323	10 721	5 411	5 310
<b>TR323 Muğla</b>	135	272	408	17 466	8 916	8 550
<b>TR331 Manisa</b>	166	228	735	18 923	9 564	9 359
<b>TR332 Afyonkarahisar</b>	89	40	279	5 630	2 692	2 938
<b>TR333 Kütahya</b>	97	27	481	9 176	4 609	4 567
<b>TR334 Uşak</b>	51	138	205	4 522	2 362	2 160
<b>TR411 Bursa</b>	141	93	476	13 122	6 639	6 483
<b>TR412 Eskişehir</b>	46	22	261	3 476	1 713	1 763
<b>TR413 Bilecik</b>	28	5	212	3 059	1 568	1 491
<b>TR421 Kocaeli</b>	52	182	321	8 325	4 139	4 186
<b>TR422 Sakarya</b>	128	238	377	16 768	8 498	8 270
<b>TR423 Düzce</b>	64	80	196	8 185	4 205	3 980
<b>TR424 Bolu</b>	44	92	433	6 983	3 417	3 566
<b>TR425 Yalova</b>	19	6	37	1 371	709	662
<b>TR510 Ankara</b>	124	132	612	11 613	5 707	5 906
<b>TR521 Konya</b>	183	244	549	15 776	8 012	7 764
<b>TR522 Karaman</b>	34	15	94	1 974	994	980
<b>TR611 Antalya</b>	115	121	505	15 697	7 970	7 727
<b>TR612 Isparta</b>	53	44	121	3 298	1 686	1 612
<b>TR613 Burdur</b>	49	26	172	4 067	2 053	2 014
<b>TR621 Adana</b>	103	102	377	12 224	6 228	5 996

(1) Taşınan Merkez Okul : Çevredeki yerleşim birimlerinden öğrencilerin eğitim öğretim görmek amacıyla taşındıkları okul.

(1) Central transporting school: School to which students from nearby areas are transported in order to receive education

(2) Taşınan okulsuz yerleşim birimi sayısı : Okulu olmadığı için öğrencileri taşınan yerleşim birimi sayısı

(2) Number of transported settlement places without a school: Number of settlement places whose students are transported due to the lack of schools in the settlement place.

(3) Taşınan okul : Öğrencileri taşınan okul

(3) Transported school : School whose students are transported to other schools.

## 2.6 İstatistiki Bölge Birimleri Sınıflaması 3. düzeye göre taşınmalı ilköğretim yapılan okul ve öğrenci sayıları (devam)

Number of transporting and transported primary schools and students by Classification of Statistical Region Units Level 3 (continued)

[2008/'09 Öğretim yılı başı - Beginning of the educational year 2008/'09]

İBBS - 3. Düzey SRE - Level 3	Taşınılan merkez okul sayısı <sup>(1)</sup> Number of transporting central schools <sup>(1)</sup>	Taşınan okulsuz yerleşim birimi sayısı <sup>(2)</sup> Number of transported settlement places without a school <sup>(2)</sup>	Taşınan okul sayısı <sup>(3)</sup> Number of transported schools <sup>(3)</sup>	Taşınan öğrenci sayısı Number of transported students		
				Toplam Total	Erkek Males	Kadın Females
TR622 Mersin	139	503	2 133	19 090	9 798	9 292
TR631 Hatay	94	69	142	6 622	3 376	3 246
TR632 Kahramanmaraş	111	112	458	10 085	5 228	4 857
TR633 Osmaniye	61	132	189	8 733	4 510	4 223
TR711 Kırıkkale	32	7	162	2 099	1 094	1 005
TR712 Aksaray	55	55	144	3 444	1 727	1 717
TR713 Niğde	27	8	44	1 268	635	633
TR714 Nevşehir	45	1	102	2 302	1 156	1 146
TR715 Kırşehir	49	-	228	3 748	1 927	1 821
TR721 Kayseri	36	6	156	2 557	1 284	1 273
TR722 Sivas	51	73	191	3 797	1 949	1 848
TR723 Yozgat	113	17	454	7 386	3 636	3 750
TR811 Zonguldak	103	126	555	18 484	9 307	9 177
TR812 Karabük	24	77	199	2 749	1 406	1 343
TR813 Bartın	58	210	236	8 615	4 243	4 372
TR821 Kastamonu	41	263	624	8 783	4 530	4 253
TR822 Çankırı	20	38	180	2 026	966	1 060
TR823 Sinop	22	51	83	2 016	990	1 026
TR831 Samsun	199	389	849	26 035	13 234	12 801
TR832 Tokat	102	42	359	7 183	3 643	3 540
TR833 Çorum	67	15	304	5 055	2 529	2 526
TR834 Amasya	69	46	170	7 695	3 902	3 793
TR901 Trabzon	182	582	420	21 199	10 621	10 578
TR902 Ordu	181	324	635	24 410	12 251	12 159
TR903 Giresun	100	469	401	16 095	8 004	8 091
TR904 Rize	87	223	340	11 410	5 756	5 654
TR905 Artvin	31	-	118	2 505	1 297	1 208
TR906 Gümüşhane	11	6	22	578	301	277

## 2.6 İstatistikî Bölge Birimleri Sınıflaması 3. düzeye göre taşınmalı ilköğretim yapılan okul ve öğrenci sayıları (devam)

Number of transporting and transported primary schools and students by Classification of Statistical Region Units Level 3 (continued)

[2008/'09 Öğretim yılı başı - Beginning of the educational year 2008/'09]

İBBS - 3. Düzey SRE - Level 3	Taşınan merkez okul sayısı <sup>(1)</sup> Number of transporting central schools <sup>(1)</sup>	Taşınan okulsuz yerleşim birimi sayısı <sup>(2)</sup> Number of transported settlement places without a school <sup>(2)</sup>	Taşınan okul sayısı <sup>(3)</sup> Number of transported schools <sup>(3)</sup>	Taşınan öğrenci sayısı Number of transported students		
				Toplam Total	Erkek Males	Kadın Females
TRA11 Erzurum	67	32	331	5 053	2 628	2 425
TRA12 Erzincan	26	15	141	2 286	1 136	1 150
TRA13 Bayburt	16	4	103	1 649	864	785
TRA21 Ağrı	21	9	120	3 413	1 964	1 449
TRA22 Kars	41	5	79	2 282	1 244	1 038
TRA23 Iğdır	16	4	33	980	513	467
TRA24 Ardahan	22	3	101	1 508	783	725
TRB11 Malatya	97	205	330	8 619	4 349	4 270
TRB12 Elazığ	42	85	204	4 670	2 387	2 283
TRB13 Bingöl	6	25	31	1 739	888	851
TRB14 Tunceli	4	11	-	235	102	133
TRB21 Van	100	216	414	23 269	13 167	10 102
TRB22 Muş	-	-	-	-	-	-
TRB23 Bitlis	3	11	15	309	127	182
TRB24 Hakkari	17	59	81	4 772	2 323	2 449
TRC11 Gaziantep	72	217	387	10 385	5 314	5 071
TRC12 Adıyaman	106	123	353	11 510	6 007	5 503
TRC13 Kilis	14	57	95	2 326	1 175	1 151
TRC21 Şanlıurfa	178	1 134	917	44 196	26 016	18 180
TRC22 Diyarbakır	119	539	628	33 112	18 460	14 652
TRC31 Mardin	79	64	450	10 582	5 666	4 916
TRC32 Batman	34	62	98	4 540	2 372	2 168
TRC33 Şırnak	46	32	30	2 135	1 161	974
TRC34 Siirt	39	32	125	4 808	2 541	2 267

## 2.7 Ortaöğretim eğitim kurumlarının kademelere göre okul, öğrenci, öğretmen ve derslik sayısı

Number of schools, students, teachers and classrooms in secondary education institutions by level of education

[2008/'09 Öğretim yılı - The educational year 2008/'09]

Eğitim kademesi (Level of education)	Okul/ Kurum School/ Institution	Öğrenci sayısı Number of students			Öğretmen Teacher			Derslik Classroom	
		Toplam Total	Erkek Males	Kadın Females	Toplam Total	Kadrolu Permanent	Sözleşmeli Contractual		
<b>Ortaöğretim - Secondary Education</b>		<b>8 675</b>	<b>3 837 164</b>	<b>2 079 941</b>	<b>1 757 223</b>	<b>196 713</b>	<b>193 255</b>	<b>3 458</b>	<b>109 042</b>
<b>Ortaöğretim (resmi)</b> Secondary education (public)		<b>7 864</b>	<b>3 216 847</b>	<b>1 729 940</b>	<b>1 486 907</b>	<b>181 688</b>	<b>178 230</b>	<b>3 458</b>	<b>99 797</b>
<b>Ortaöğretim (özel)</b> Secondary education (Private)		<b>810</b>	<b>112 275</b>	<b>61 472</b>	<b>50 803</b>	<b>15 025</b>	<b>15 025</b>	-	<b>9 245</b>
<b>Açıköğretim lisesi</b> Open secondary education		<b>1</b>	<b>508 042</b>	<b>288 529</b>	<b>219 513</b>	-	-	-	-
<b>Genel ortaöğretim toplamı</b> Total of general secondary education		4 053	2 271 900	1 186 244	1 085 656	<b>107 789</b>	106 138	1 651	65 859
<b>Genel ortaöğretim(resmi)</b> General secondary education ( public)		3 269	1 799 127	909 950	889 177	<b>93 073</b>	91 422	1 651	56 795
<b>Ortaöğretim Genel Müdürlüğü</b> General Directorate of Secondary Education		3 076	<b>1 739 261</b>	878 397	860 864	<b>88 616</b>	86 966	1 650	53 643
<b>Öğretmen Yetiştirme ve Eğitimi Genel Müdürlüğü</b> General Directorate of Teacher Training		193	<b>59 866</b>	31 553	28 313	<b>4 457</b>	4 456	1	3 152
<b>Özel Öğretim Kurumları Genel Müdürlüğü (Özel)</b> General Directorate of Private Education Institutions (Private)		783	<b>110 896</b>	60 634	50 262	<b>14 716</b>	14 716	-	9 064
<b>Açıköğretim lisesi</b> Open secondary education		1	<b>361 877</b>	215 660	146 217	-	-	-	-
<b>Meslekî ve teknik ortaöğretim toplamı</b> Total of vocational and technical secondary		<b>4 622</b>	<b>1 565 264</b>	<b>893 697</b>	<b>671 567</b>	<b>88 924</b>	<b>87 117</b>	<b>1 807</b>	<b>43 183</b>
<b>Meslekî ve teknik lise (resmi)</b> Vocational and technical high school (public)		<b>4 595</b>	<b>1 417 720</b>	<b>819 990</b>	<b>597 730</b>	<b>88 615</b>	<b>86 808</b>	<b>1 807</b>	<b>43 002</b>
<b>Erkek Teknik Öğretimi Genel Müdürlüğü</b> General Directorate of Technical Education for Boys		1 925	<b>608 414</b>	519 899	88 515	<b>37 762</b>	37 023	739	14 516
<b>Kız Teknik Öğretimi Genel Müdürlüğü</b> General Directorate of Technical Education for Girls		915	<b>283 166</b>	39 661	243 505	<b>17 709</b>	17 278	431	7 887
<b>Ticaret Turizm Öğretimi Genel Müdürlüğü</b> General Directorate of Commercial and Tourism Education		921	<b>324 655</b>	175 919	148 736	<b>17 256</b>	16 845	411	10 039
<b>Din Öğretimi Genel Müdürlüğü</b> General Directorate of Religious Education		458	<b>143 637</b>	65 916	77 721	<b>9 846</b>	9 661	185	7 444
<b>Özel Eğitim ve Rehberlik Hizmetleri Genel Müdürlüğü</b> General Directorate of Special Education and Guidance Services		80	<b>4 728</b>	3 327	1 401	<b>584</b>	577	7	265
<b>Sağlık İşleri Dairesi Başkanlığı</b> Department of Health Affairs		279	<b>50 585</b>	13 627	36 958	<b>4 778</b>	4 744	34	2 355
<b>Diğer Bakanlık ve Kur. Bağlı Meslek Lisesi</b> Vocational High Schools (Dependent on the other Ministries or Institutions)		17	<b>2 535</b>	1 641	894	<b>680</b>	680	-	496
<b>Özel Öğretim Kurumları Genel Müdürlüğü (Özel)</b> General Directorate of Private Education Institutions (Private)		27	<b>1 379</b>	838	541	<b>309</b>	309	-	181
<b>Açıköğretim lisesi</b> Open secondary education			<b>146 165</b>	72 869	73 296	-	-	-	-



## 2.8 İstatistiki Bölge Birimleri Sınıflaması 3. düzey, yerleşim yeri ve sınıflara göre ortaöğretimde okul, şube ve öğrenci sayısı

[2008/'09 Öğretim yılı başı]

İBBS 3. Düzey	Okul School	Şube Division	Toplam			Sınıflara göre öğrenci						
			Toplam Total	Erkek Males	Kadın Females	Hazırlık sınıfı Preparatory class			1. sınıf Grade 1			
						Şube Division	Erkek Males	Kadın Females	Şube Division	Erkek Males	Kadın Females	
<b>A. Toplam</b>	<b>D. Şehir</b>	<b>E. Köy</b>										
<b>TR Türkiye</b>	<b>A</b>	<b>8 675</b>	<b>123 930</b>	<b>3 837 164</b>	<b>2 079 941</b>	<b>1 757 223</b>	<b>327</b>	<b>3 615</b>	<b>3 264</b>	<b>34 276</b>	<b>651 493</b>	<b>490 104</b>
	<b>D</b>	<b>7 831</b>	<b>115 324</b>	<b>3 661 465</b>	<b>1 979 464</b>	<b>1 682 001</b>	<b>302</b>	<b>3 401</b>	<b>3 090</b>	<b>32 064</b>	<b>613 055</b>	<b>465 441</b>
	<b>E</b>	<b>844</b>	<b>8 606</b>	<b>175 699</b>	<b>100 477</b>	<b>75 222</b>	<b>25</b>	<b>214</b>	<b>174</b>	<b>2 212</b>	<b>38 438</b>	<b>24 663</b>
<b>Genel</b>	<b>A</b>	<b>4 053</b>	<b>69 959</b>	<b>2 271 900</b>	<b>1 186 244</b>	<b>1 085 656</b>	<b>326</b>	<b>3 602</b>	<b>3 257</b>	<b>18 401</b>	<b>330 718</b>	<b>277 878</b>
	<b>D</b>	<b>3 545</b>	<b>64 822</b>	<b>2 167 996</b>	<b>1 131 132</b>	<b>1 036 864</b>	<b>301</b>	<b>3 388</b>	<b>3 083</b>	<b>17 128</b>	<b>310 427</b>	<b>262 644</b>
	<b>E</b>	<b>508</b>	<b>5 137</b>	<b>103 904</b>	<b>55 112</b>	<b>48 792</b>	<b>25</b>	<b>214</b>	<b>174</b>	<b>1 273</b>	<b>20 291</b>	<b>15 234</b>
<b>Mesleki ve teknik</b>	<b>A</b>	<b>4 622</b>	<b>53 971</b>	<b>1 565 264</b>	<b>893 697</b>	<b>671 567</b>	<b>1</b>	<b>13</b>	<b>7</b>	<b>15 875</b>	<b>320 775</b>	<b>212 226</b>
	<b>D</b>	<b>4 286</b>	<b>50 502</b>	<b>1 493 469</b>	<b>848 332</b>	<b>645 137</b>	<b>1</b>	<b>13</b>	<b>7</b>	<b>14 936</b>	<b>302 628</b>	<b>202 797</b>
	<b>E</b>	<b>336</b>	<b>3 469</b>	<b>71 795</b>	<b>45 365</b>	<b>26 430</b>	<b>-</b>	<b>-</b>	<b>-</b>	<b>939</b>	<b>18 147</b>	<b>9 429</b>
<b>TR100 İstanbul</b>	<b>A</b>	<b>1 049</b>	<b>18 375</b>	<b>714 574</b>	<b>372 923</b>	<b>341 651</b>	<b>223</b>	<b>2 414</b>	<b>2 039</b>	<b>5 283</b>	<b>111 403</b>	<b>90 598</b>
	<b>D</b>	<b>992</b>	<b>17 437</b>	<b>689 900</b>	<b>358 966</b>	<b>330 934</b>	<b>211</b>	<b>2 319</b>	<b>1 959</b>	<b>5 003</b>	<b>105 517</b>	<b>86 784</b>
	<b>E</b>	<b>57</b>	<b>938</b>	<b>24 674</b>	<b>13 957</b>	<b>10 717</b>	<b>12</b>	<b>95</b>	<b>80</b>	<b>280</b>	<b>5 886</b>	<b>3 814</b>
<b>Genel</b>	<b>A</b>	<b>608</b>	<b>10 758</b>	<b>428 939</b>	<b>222 137</b>	<b>206 802</b>	<b>222</b>	<b>2 401</b>	<b>2 032</b>	<b>2 976</b>	<b>58 877</b>	<b>49 963</b>
	<b>D</b>	<b>572</b>	<b>10 155</b>	<b>413 708</b>	<b>214 156</b>	<b>199 552</b>	<b>210</b>	<b>2 306</b>	<b>1 952</b>	<b>2 811</b>	<b>55 816</b>	<b>47 645</b>
	<b>E</b>	<b>36</b>	<b>603</b>	<b>15 231</b>	<b>7 981</b>	<b>7 250</b>	<b>12</b>	<b>95</b>	<b>80</b>	<b>165</b>	<b>3 061</b>	<b>2 318</b>
<b>Mesleki ve teknik</b>	<b>A</b>	<b>441</b>	<b>7 617</b>	<b>285 635</b>	<b>150 786</b>	<b>134 849</b>	<b>1</b>	<b>13</b>	<b>7</b>	<b>2 307</b>	<b>52 526</b>	<b>40 635</b>
	<b>D</b>	<b>420</b>	<b>7 282</b>	<b>276 192</b>	<b>144 810</b>	<b>131 382</b>	<b>1</b>	<b>13</b>	<b>7</b>	<b>2 192</b>	<b>49 701</b>	<b>39 139</b>
	<b>E</b>	<b>21</b>	<b>335</b>	<b>9 443</b>	<b>5 976</b>	<b>3 467</b>	<b>-</b>	<b>-</b>	<b>-</b>	<b>115</b>	<b>2 825</b>	<b>1 496</b>
<b>TR211 Tekirdağ</b>	<b>A</b>	<b>90</b>	<b>1 347</b>	<b>40 687</b>	<b>21 993</b>	<b>18 694</b>	<b>-</b>	<b>-</b>	<b>-</b>	<b>373</b>	<b>6 872</b>	<b>5 213</b>
	<b>D</b>	<b>82</b>	<b>1 214</b>	<b>37 615</b>	<b>20 359</b>	<b>17 256</b>	<b>-</b>	<b>-</b>	<b>-</b>	<b>333</b>	<b>6 085</b>	<b>4 681</b>
	<b>E</b>	<b>8</b>	<b>133</b>	<b>3 072</b>	<b>1 634</b>	<b>1 438</b>	<b>-</b>	<b>-</b>	<b>-</b>	<b>40</b>	<b>787</b>	<b>532</b>
<b>Genel</b>	<b>A</b>	<b>33</b>	<b>658</b>	<b>21 400</b>	<b>10 101</b>	<b>11 299</b>	<b>-</b>	<b>-</b>	<b>-</b>	<b>165</b>	<b>2 362</b>	<b>2 645</b>
	<b>D</b>	<b>32</b>	<b>640</b>	<b>21 039</b>	<b>9 951</b>	<b>11 088</b>	<b>-</b>	<b>-</b>	<b>-</b>	<b>161</b>	<b>2 306</b>	<b>2 585</b>
	<b>E</b>	<b>1</b>	<b>18</b>	<b>361</b>	<b>150</b>	<b>211</b>	<b>-</b>	<b>-</b>	<b>-</b>	<b>4</b>	<b>56</b>	<b>60</b>
<b>Mesleki ve teknik</b>	<b>A</b>	<b>57</b>	<b>689</b>	<b>19 287</b>	<b>11 892</b>	<b>7 395</b>	<b>-</b>	<b>-</b>	<b>-</b>	<b>208</b>	<b>4 510</b>	<b>2 568</b>
	<b>D</b>	<b>50</b>	<b>574</b>	<b>16 576</b>	<b>10 408</b>	<b>6 168</b>	<b>-</b>	<b>-</b>	<b>-</b>	<b>172</b>	<b>3 779</b>	<b>2 096</b>
	<b>E</b>	<b>7</b>	<b>115</b>	<b>2 711</b>	<b>1 484</b>	<b>1 227</b>	<b>-</b>	<b>-</b>	<b>-</b>	<b>36</b>	<b>731</b>	<b>472</b>
<b>TR212 Edirne</b>	<b>A</b>	<b>69</b>	<b>786</b>	<b>18 854</b>	<b>9 813</b>	<b>9 041</b>	<b>-</b>	<b>-</b>	<b>-</b>	<b>199</b>	<b>2 955</b>	<b>2 319</b>
	<b>D</b>	<b>68</b>	<b>782</b>	<b>18 750</b>	<b>9 766</b>	<b>8 984</b>	<b>-</b>	<b>-</b>	<b>-</b>	<b>198</b>	<b>2 945</b>	<b>2 303</b>
	<b>E</b>	<b>1</b>	<b>4</b>	<b>104</b>	<b>47</b>	<b>57</b>	<b>-</b>	<b>-</b>	<b>-</b>	<b>1</b>	<b>10</b>	<b>16</b>
<b>Genel</b>	<b>A</b>	<b>27</b>	<b>379</b>	<b>9 372</b>	<b>4 414</b>	<b>4 958</b>	<b>-</b>	<b>-</b>	<b>-</b>	<b>85</b>	<b>1 116</b>	<b>1 158</b>
	<b>D</b>	<b>26</b>	<b>375</b>	<b>9 268</b>	<b>4 367</b>	<b>4 901</b>	<b>-</b>	<b>-</b>	<b>-</b>	<b>84</b>	<b>1 106</b>	<b>1 142</b>
	<b>E</b>	<b>1</b>	<b>4</b>	<b>104</b>	<b>47</b>	<b>57</b>	<b>-</b>	<b>-</b>	<b>-</b>	<b>1</b>	<b>10</b>	<b>16</b>
<b>Mesleki ve teknik</b>	<b>A</b>	<b>42</b>	<b>407</b>	<b>9 482</b>	<b>5 399</b>	<b>4 083</b>	<b>-</b>	<b>-</b>	<b>-</b>	<b>114</b>	<b>1 839</b>	<b>1 161</b>
	<b>D</b>	<b>42</b>	<b>407</b>	<b>9 482</b>	<b>5 399</b>	<b>4 083</b>	<b>-</b>	<b>-</b>	<b>-</b>	<b>114</b>	<b>1 839</b>	<b>1 161</b>
	<b>E</b>	<b>-</b>	<b>-</b>	<b>-</b>	<b>-</b>	<b>-</b>	<b>-</b>	<b>-</b>	<b>-</b>	<b>-</b>	<b>-</b>	<b>-</b>
<b>TR213 Kırklareli</b>	<b>A</b>	<b>54</b>	<b>671</b>	<b>17 798</b>	<b>9 513</b>	<b>8 285</b>	<b>-</b>	<b>-</b>	<b>-</b>	<b>167</b>	<b>2 723</b>	<b>2 262</b>
	<b>D</b>	<b>48</b>	<b>622</b>	<b>17 038</b>	<b>9 079</b>	<b>7 959</b>	<b>-</b>	<b>-</b>	<b>-</b>	<b>158</b>	<b>2 569</b>	<b>2 166</b>
	<b>E</b>	<b>6</b>	<b>49</b>	<b>760</b>	<b>434</b>	<b>326</b>	<b>-</b>	<b>-</b>	<b>-</b>	<b>9</b>	<b>154</b>	<b>96</b>
<b>Genel</b>	<b>A</b>	<b>21</b>	<b>340</b>	<b>9 305</b>	<b>4 266</b>	<b>5 039</b>	<b>-</b>	<b>-</b>	<b>-</b>	<b>68</b>	<b>921</b>	<b>1 133</b>
	<b>D</b>	<b>19</b>	<b>320</b>	<b>8 988</b>	<b>4 111</b>	<b>4 877</b>	<b>-</b>	<b>-</b>	<b>-</b>	<b>65</b>	<b>879</b>	<b>1 101</b>
	<b>E</b>	<b>2</b>	<b>20</b>	<b>317</b>	<b>155</b>	<b>162</b>	<b>-</b>	<b>-</b>	<b>-</b>	<b>3</b>	<b>42</b>	<b>32</b>
<b>Mesleki ve teknik</b>	<b>A</b>	<b>33</b>	<b>331</b>	<b>8 493</b>	<b>5 247</b>	<b>3 246</b>	<b>-</b>	<b>-</b>	<b>-</b>	<b>99</b>	<b>1 802</b>	<b>1 129</b>
	<b>D</b>	<b>29</b>	<b>302</b>	<b>8 050</b>	<b>4 968</b>	<b>3 082</b>	<b>-</b>	<b>-</b>	<b>-</b>	<b>93</b>	<b>1 690</b>	<b>1 065</b>
	<b>E</b>	<b>4</b>	<b>29</b>	<b>443</b>	<b>279</b>	<b>164</b>	<b>-</b>	<b>-</b>	<b>-</b>	<b>6</b>	<b>112</b>	<b>64</b>
<b>TR221 Balıkesir</b>	<b>A</b>	<b>171</b>	<b>2 162</b>	<b>56 259</b>	<b>29 240</b>	<b>27 019</b>	<b>6</b>	<b>95</b>	<b>85</b>	<b>568</b>	<b>8 974</b>	<b>7 403</b>
	<b>D</b>	<b>158</b>	<b>2 019</b>	<b>53 657</b>	<b>27 614</b>	<b>26 043</b>	<b>6</b>	<b>95</b>	<b>85</b>	<b>534</b>	<b>8 369</b>	<b>7 116</b>
	<b>E</b>	<b>13</b>	<b>143</b>	<b>2 602</b>	<b>1 626</b>	<b>976</b>	<b>-</b>	<b>-</b>	<b>-</b>	<b>34</b>	<b>605</b>	<b>287</b>
<b>Genel</b>	<b>A</b>	<b>67</b>	<b>1 124</b>	<b>31 599</b>	<b>14 983</b>	<b>16 616</b>	<b>6</b>	<b>95</b>	<b>85</b>	<b>282</b>	<b>4 008</b>	<b>4 141</b>
	<b>D</b>	<b>61</b>	<b>1 057</b>	<b>30 274</b>	<b>14 284</b>	<b>15 990</b>	<b>6</b>	<b>95</b>	<b>85</b>	<b>265</b>	<b>3 740</b>	<b>3 949</b>
	<b>E</b>	<b>6</b>	<b>67</b>	<b>1 325</b>	<b>699</b>	<b>626</b>	<b>-</b>	<b>-</b>	<b>-</b>	<b>17</b>	<b>268</b>	<b>192</b>
<b>Mesleki ve teknik</b>	<b>A</b>	<b>104</b>	<b>1 038</b>	<b>24 660</b>	<b>14 257</b>	<b>10 403</b>	<b>-</b>	<b>-</b>	<b>-</b>	<b>286</b>	<b>4 966</b>	<b>3 262</b>
	<b>D</b>	<b>97</b>	<b>962</b>	<b>23 383</b>	<b>13 330</b>	<b>10 053</b>	<b>-</b>	<b>-</b>	<b>-</b>	<b>269</b>	<b>4 629</b>	<b>3 167</b>
	<b>E</b>	<b>7</b>	<b>76</b>	<b>1 277</b>	<b>927</b>	<b>350</b>	<b>-</b>	<b>-</b>	<b>-</b>	<b>17</b>	<b>337</b>	<b>95</b>

Not. Açıköğretim lisesi öğrencileri 4 sınıf (7. dönem) öğrenci sayısında gösterilmiştir.

2.8 Number of schools, divisions and students in secondary education by grade and settlement place according to Classification of Statistical Region Units Level 3  
[Beginning of the educational year 2008/'09]

A. Total			D. City			E. Village					
Students by grade											
2. sınıf Grade 2			3. sınıf Grade 3			7. dönem ( 4. sınıf ) 7th semester ( Grade 4)					
Şube Division	Erkek Males	Kadın Females	Şube Division	Erkek Males	Kadın Females	Şube Division	Erkek Males	Kadın Females	SRE	Level 3	
<b>31 804</b>	<b>444 232</b>	<b>392 492</b>	<b>31 150</b>	<b>400 169</b>	<b>353 833</b>	<b>26 373</b>	<b>580 432</b>	<b>517 530</b>	<b>A</b>		Turkey TR
<b>29 572</b>	<b>419 567</b>	<b>373 225</b>	<b>28 957</b>	<b>378 840</b>	<b>337 133</b>	<b>24 429</b>	<b>564 601</b>	<b>503 112</b>	<b>D</b>		
<b>2 232</b>	<b>24 665</b>	<b>19 267</b>	<b>2 193</b>	<b>21 329</b>	<b>16 700</b>	<b>1 944</b>	<b>15 831</b>	<b>14 418</b>	<b>E</b>		
<b>17 348</b>	<b>225 855</b>	<b>227 989</b>	<b>17 809</b>	<b>223 196</b>	<b>224 182</b>	<b>16 075</b>	<b>402 873</b>	<b>352 350</b>	<b>A</b>		General
<b>16 037</b>	<b>212 927</b>	<b>215 806</b>	<b>16 468</b>	<b>211 045</b>	<b>213 107</b>	<b>14 888</b>	<b>393 345</b>	<b>342 224</b>	<b>D</b>		
<b>1 311</b>	<b>12 928</b>	<b>12 183</b>	<b>1 341</b>	<b>12 151</b>	<b>11 075</b>	<b>1 187</b>	<b>9 528</b>	<b>10 126</b>	<b>E</b>		
<b>14 456</b>	<b>218 377</b>	<b>164 503</b>	<b>13 341</b>	<b>176 973</b>	<b>129 651</b>	<b>10 298</b>	<b>177 559</b>	<b>165 180</b>	<b>A</b>		Vocational and technical
<b>13 535</b>	<b>206 640</b>	<b>157 419</b>	<b>12 489</b>	<b>167 795</b>	<b>124 026</b>	<b>9 541</b>	<b>171 256</b>	<b>160 888</b>	<b>D</b>		
<b>921</b>	<b>11 737</b>	<b>7 084</b>	<b>852</b>	<b>9 178</b>	<b>5 625</b>	<b>757</b>	<b>6 303</b>	<b>4 292</b>	<b>E</b>		
<b>4 638</b>	<b>73 466</b>	<b>70 479</b>	<b>4 516</b>	<b>65 297</b>	<b>63 886</b>	<b>3 715</b>	<b>120 343</b>	<b>114 649</b>	<b>A</b>		İstanbul TR100
4 405	70 229	67 876	4 294	62 561	61 618	3 524	118 340	112 697	<b>D</b>		
233	3 237	2 603	222	2 736	2 268	191	2 003	1 952	<b>E</b>		
<b>2 604</b>	<b>37 765</b>	<b>38 150</b>	<b>2 660</b>	<b>36 242</b>	<b>37 691</b>	<b>2 296</b>	<b>86 852</b>	<b>78 966</b>	<b>A</b>		General
2 461	36 027	36 499	2 512	34 505	36 013	2 161	85 502	77 443	<b>D</b>		
143	1 738	1 651	148	1 737	1 678	135	1 350	1 523	<b>E</b>		
<b>2 034</b>	<b>35 701</b>	<b>32 329</b>	<b>1 856</b>	<b>29 055</b>	<b>26 195</b>	<b>1 419</b>	<b>33 491</b>	<b>35 683</b>	<b>A</b>		Vocational and technical
1 944	34 202	31 377	1 782	28 056	25 605	1 363	32 838	35 254	<b>D</b>		
90	1 499	952	74	999	590	56	653	429	<b>E</b>		
<b>349</b>	<b>4 785</b>	<b>4 114</b>	<b>342</b>	<b>4 547</b>	<b>3 857</b>	<b>283</b>	<b>5 789</b>	<b>5 510</b>	<b>A</b>		Tekirdağ TR21
314	4 426	3 740	312	4 219	3 561	255	5 629	5 274	<b>D</b>		
35	359	374	30	328	296	28	160	236	<b>E</b>		
<b>169</b>	<b>1 898</b>	<b>2 363</b>	<b>179</b>	<b>2 016</b>	<b>2 328</b>	<b>145</b>	<b>3 825</b>	<b>3 963</b>	<b>A</b>		General
164	1 869	2 312	173	1 966	2 266	142	3 810	3 925	<b>D</b>		
5	29	51	6	50	62	3	15	38	<b>E</b>		
<b>180</b>	<b>2 887</b>	<b>1 751</b>	<b>163</b>	<b>2 531</b>	<b>1 529</b>	<b>138</b>	<b>1 964</b>	<b>1 547</b>	<b>A</b>		Vocational and technical
150	2 557	1 428	139	2 253	1 295	113	1 819	1 349	<b>D</b>		
30	330	323	24	278	234	25	145	198	<b>E</b>		
<b>204</b>	<b>2 310</b>	<b>2 149</b>	<b>207</b>	<b>2 165</b>	<b>2 077</b>	<b>176</b>	<b>2 383</b>	<b>2 496</b>	<b>A</b>		Edirne TR212
203	2 295	2 137	206	2 150	2 067	175	2 376	2 477	<b>D</b>		
1	15	12	1	15	10	1	7	19	<b>E</b>		
<b>93</b>	<b>865</b>	<b>1 029</b>	<b>103</b>	<b>936</b>	<b>1 080</b>	<b>98</b>	<b>1 497</b>	<b>1 691</b>	<b>A</b>		General
92	850	1 017	102	921	1 070	97	1 490	1 672	<b>D</b>		
1	15	12	1	15	10	1	7	19	<b>E</b>		
<b>111</b>	<b>1 445</b>	<b>1 120</b>	<b>104</b>	<b>1 229</b>	<b>997</b>	<b>78</b>	<b>886</b>	<b>805</b>	<b>A</b>		Vocational and technical
111	1 445	1 120	104	1 229	997	78	886	805	<b>D</b>		
-	-	-	-	-	-	-	-	-	<b>E</b>		
<b>170</b>	<b>2 145</b>	<b>1 960</b>	<b>175</b>	<b>2 060</b>	<b>1 790</b>	<b>159</b>	<b>2 585</b>	<b>2 273</b>	<b>A</b>		Kırklareli TR213
157	2 041	1 880	161	1 972	1 717	146	2 497	2 196	<b>D</b>		
13	104	80	14	88	73	13	88	77	<b>E</b>		
<b>86</b>	<b>830</b>	<b>1 123</b>	<b>93</b>	<b>881</b>	<b>1 104</b>	<b>93</b>	<b>1 634</b>	<b>1 679</b>	<b>A</b>		General
81	793	1 085	87	847	1 060	87	1 592	1 631	<b>D</b>		
5	37	38	6	34	44	6	42	48	<b>E</b>		
<b>84</b>	<b>1 315</b>	<b>837</b>	<b>82</b>	<b>1 179</b>	<b>686</b>	<b>66</b>	<b>951</b>	<b>594</b>	<b>A</b>		Vocational and technical
76	1 248	795	74	1 125	657	59	905	565	<b>D</b>		
8	67	42	8	54	29	7	46	29	<b>E</b>		
<b>546</b>	<b>6 557</b>	<b>6 225</b>	<b>556</b>	<b>6 343</b>	<b>5 775</b>	<b>486</b>	<b>7 271</b>	<b>7 531</b>	<b>A</b>		Balıkesir TR221
507	6 137	5 957	519	5 988	5 552	453	7 025	7 333	<b>D</b>		
39	420	268	37	355	223	33	246	198	<b>E</b>		
<b>266</b>	<b>2 852</b>	<b>3 515</b>	<b>295</b>	<b>3 101</b>	<b>3 612</b>	<b>275</b>	<b>4 927</b>	<b>5 263</b>	<b>A</b>		General
248	2 708	3 338	278	2 929	3 483	260	4 812	5 135	<b>D</b>		
18	144	177	17	172	129	15	115	128	<b>E</b>		
<b>280</b>	<b>3 705</b>	<b>2 710</b>	<b>261</b>	<b>3 242</b>	<b>2 163</b>	<b>211</b>	<b>2 344</b>	<b>2 268</b>	<b>A</b>		Vocational and technical
259	3 429	2 619	241	3 059	2 069	193	2 213	2 198	<b>D</b>		
21	276	91	20	183	94	18	131	70	<b>E</b>		

Note. Number of Open Education High School students is included in Grade 4 (7th semester)

## 2.8 İstatistikî Bölge Birimleri Sınıflaması 3. düzey, yerleşim yeri ve sınıflara göre ortaöğretimde okul, şube ve öğrenci sayısı (devam)

[2008/'09 Öğretim yılı başı]

İBBS 3. Düzey	A. Toplam		D. Şehir		E. Köy		Sınıflara göre öğrenci					
	Okul School	Şube Division	Toplam Total			Hazırlık sınıfı Preparatory class			1. sınıf Grade 1			
			Toplam Total	Erkek Males	Kadın Females	Şube Division	Erkek Males	Kadın Females	Şube Division	Erkek Males	Kadın Females	
<b>TR222 Çanakkale</b>	<b>A</b>	<b>97</b>	<b>969</b>	<b>22 098</b>	<b>11 866</b>	<b>10 232</b>	-	-	-	<b>227</b>	<b>3 559</b>	<b>2 692</b>
	D	85	872	20 698	11 114	9 584	-	-	-	209	3 284	2 501
	E	12	97	1 400	752	648	-	-	-	18	275	191
Genel	<b>A</b>	<b>36</b>	<b>476</b>	<b>11 664</b>	<b>5 651</b>	<b>6 013</b>	-	-	-	<b>99</b>	<b>1 300</b>	<b>1 362</b>
	D	28	429	10 974	5 356	5 618	-	-	-	91	1 184	1 254
	E	8	47	690	295	395	-	-	-	8	116	108
Mesleki ve teknik	<b>A</b>	<b>61</b>	<b>493</b>	<b>10 434</b>	<b>6 215</b>	<b>4 219</b>	-	-	-	<b>128</b>	<b>2 259</b>	<b>1 330</b>
	D	57	443	9 724	5 758	3 966	-	-	-	118	2 100	1 247
	E	4	50	710	457	253	-	-	-	10	159	83
<b>TR310 İzmir</b>	<b>A</b>	<b>441</b>	<b>6 630</b>	<b>202 982</b>	<b>104 879</b>	<b>98 103</b>	<b>20</b>	<b>212</b>	<b>218</b>	<b>1 858</b>	<b>32 149</b>	<b>26 894</b>
	D	402	6 185	195 962	100 818	95 144	20	212	218	1 737	30 569	25 971
	E	39	445	7 020	4 061	2 959	-	-	-	121	1 580	923
Genel	<b>A</b>	<b>195</b>	<b>3 724</b>	<b>117 733</b>	<b>55 930</b>	<b>61 803</b>	<b>20</b>	<b>212</b>	<b>218</b>	<b>951</b>	<b>14 768</b>	<b>15 080</b>
	D	176	3 507	114 116	54 169	59 947	20	212	218	903	14 147	14 541
	E	19	217	3 617	1 761	1 856	-	-	-	48	621	539
Mesleki ve teknik	<b>A</b>	<b>246</b>	<b>2 906</b>	<b>85 249</b>	<b>48 949</b>	<b>36 300</b>	-	-	-	<b>907</b>	<b>17 381</b>	<b>11 814</b>
	D	226	2 678	81 846	46 649	35 197	-	-	-	834	16 422	11 430
	E	20	228	3 403	2 300	1 103	-	-	-	73	959	384
<b>TR321 Aydın</b>	<b>A</b>	<b>133</b>	<b>1 870</b>	<b>48 009</b>	<b>24 768</b>	<b>23 241</b>	<b>2</b>	<b>28</b>	<b>18</b>	<b>482</b>	<b>7 793</b>	<b>6 606</b>
	D	120	1 722	45 642	23 544	22 098	2	28	18	450	7 330	6 261
	E	13	148	2 367	1 224	1 143	-	-	-	32	463	345
Genel	<b>A</b>	<b>53</b>	<b>1 004</b>	<b>27 701</b>	<b>13 096</b>	<b>14 605</b>	<b>2</b>	<b>28</b>	<b>18</b>	<b>225</b>	<b>3 150</b>	<b>3 484</b>
	D	47	931	26 476	12 476	14 000	2	28	18	211	2 950	3 316
	E	6	73	1 225	620	605	-	-	-	14	200	168
Mesleki ve teknik	<b>A</b>	<b>80</b>	<b>866</b>	<b>20 308</b>	<b>11 672</b>	<b>8 636</b>	-	-	-	<b>257</b>	<b>4 643</b>	<b>3 122</b>
	D	73	791	19 166	11 068	8 098	-	-	-	239	4 380	2 945
	E	7	75	1 142	604	538	-	-	-	18	263	177
<b>TR322 Denizli</b>	<b>A</b>	<b>113</b>	<b>1 772</b>	<b>45 320</b>	<b>23 145</b>	<b>22 175</b>	-	-	-	<b>457</b>	<b>7 345</b>	<b>6 358</b>
	D	85	1 407	37 774	19 422	18 352	-	-	-	379	6 236	5 296
	E	28	365	7 546	3 723	3 823	-	-	-	78	1 109	1 062
Genel	<b>A</b>	<b>53</b>	<b>881</b>	<b>24 461</b>	<b>11 570</b>	<b>12 891</b>	-	-	-	<b>212</b>	<b>2 956</b>	<b>3 117</b>
	D	33	605	18 477	8 598	9 879	-	-	-	155	2 135	2 315
	E	20	276	5 984	2 972	3 012	-	-	-	57	821	802
Mesleki ve teknik	<b>A</b>	<b>60</b>	<b>891</b>	<b>20 859</b>	<b>11 575</b>	<b>9 284</b>	-	-	-	<b>245</b>	<b>4 389</b>	<b>3 241</b>
	D	52	802	19 297	10 824	8 473	-	-	-	224	4 101	2 981
	E	8	89	1 562	751	811	-	-	-	21	288	260
<b>TR323 Muğla</b>	<b>A</b>	<b>107</b>	<b>1 409</b>	<b>37 616</b>	<b>19 470</b>	<b>18 146</b>	-	-	-	<b>359</b>	<b>5 717</b>	<b>4 933</b>
	D	78	1 094	31 915	16 238	15 677	-	-	-	285	4 568	4 124
	E	29	315	5 701	3 232	2 469	-	-	-	74	1 149	809
Genel	<b>A</b>	<b>40</b>	<b>751</b>	<b>21 997</b>	<b>10 286</b>	<b>11 711</b>	-	-	-	<b>182</b>	<b>2 567</b>	<b>2 901</b>
	D	29	620	19 667	9 157	10 510	-	-	-	148	2 092	2 461
	E	11	131	2 330	1 129	1 201	-	-	-	34	475	440
Mesleki ve teknik	<b>A</b>	<b>67</b>	<b>658</b>	<b>15 619</b>	<b>9 184</b>	<b>6 435</b>	-	-	-	<b>177</b>	<b>3 150</b>	<b>2 032</b>
	D	49	474	12 248	7 081	5 167	-	-	-	137	2 476	1 663
	E	18	184	3 371	2 103	1 268	-	-	-	40	674	369
<b>TR331 Manisa</b>	<b>A</b>	<b>174</b>	<b>2 401</b>	<b>62 987</b>	<b>32 942</b>	<b>30 045</b>	-	-	-	<b>621</b>	<b>10 186</b>	<b>8 549</b>
	D	158	2 209	59 617	31 308	28 309	-	-	-	584	9 671	8 092
	E	16	192	3 370	1 634	1 736	-	-	-	37	515	457
Genel	<b>A</b>	<b>70</b>	<b>1 170</b>	<b>31 219</b>	<b>14 102</b>	<b>17 117</b>	-	-	-	<b>261</b>	<b>3 375</b>	<b>4 162</b>
	D	61	1 072	29 324	13 269	16 055	-	-	-	243	3 151	3 894
	E	9	98	1 895	833	1 062	-	-	-	18	224	268
Mesleki ve teknik	<b>A</b>	<b>104</b>	<b>1 231</b>	<b>31 768</b>	<b>18 840</b>	<b>12 928</b>	-	-	-	<b>360</b>	<b>6 811</b>	<b>4 387</b>
	D	97	1 137	30 293	18 039	12 254	-	-	-	341	6 520	4 198
	E	7	94	1 475	801	674	-	-	-	19	291	189

2.8 Number of schools, divisions and students in secondary education by grade and settlement place according to Classification of Statistical Region Units Level 3 (continued)  
[Beginning of the educational year 2008/'09]

A. Total		D. City			E. Village							
Students by grade												
2. sınıf Grade 2			3. sınıf Grade 3			7. dönem ( 4. sınıf ) 7th semester ( Grade 4)						
Şube Division	Erkek Males	Kadın Females	Şube Division	Erkek Males	Kadın Females	Şube Division	Erkek Males	Kadın Females	SRE	Level 3		
<b>265</b>	<b>2 827</b>	<b>2 473</b>	<b>254</b>	<b>2 438</b>	<b>2 178</b>	<b>223</b>	<b>3 042</b>	<b>2 889</b>	<b>A</b>		Çanakkale TR222	
238	2 623	2 304	226	2 285	2 021	199	2 922	2 758	D			
27	204	169	28	153	157	24	120	131	E			
<b>127</b>	<b>1 221</b>	<b>1 291</b>	<b>129</b>	<b>1 156</b>	<b>1 283</b>	<b>121</b>	<b>1 974</b>	<b>2 077</b>	<b>A</b>		General	
114	1 142	1 184	115	1 105	1 182	109	1 925	1 998	D			
13	79	107	14	51	101	12	49	79	E			
<b>138</b>	<b>1 606</b>	<b>1 182</b>	<b>125</b>	<b>1 282</b>	<b>895</b>	<b>102</b>	<b>1 068</b>	<b>812</b>	<b>A</b>		Vocational and technical	
124	1 481	1 120	111	1 180	839	90	997	760	D			
14	125	62	14	102	56	12	71	52	E			
<b>1 672</b>	<b>21 586</b>	<b>21 821</b>	<b>1 666</b>	<b>20 089</b>	<b>19 892</b>	<b>1 414</b>	<b>30 843</b>	<b>29 278</b>	<b>A</b>		İzmir TR310	
1 554	20 551	21 073	1 561	19 260	19 224	1 313	30 226	28 658	D			
118	1 035	748	105	829	668	101	617	620	E			
<b>908</b>	<b>10 095</b>	<b>13 162</b>	<b>968</b>	<b>10 582</b>	<b>13 029</b>	<b>877</b>	<b>20 273</b>	<b>20 314</b>	<b>A</b>		General	
851	9 664	12 689	912	10 189	12 609	821	19 957	19 890	D			
57	431	473	56	393	420	56	316	424	E			
<b>764</b>	<b>11 491</b>	<b>8 659</b>	<b>698</b>	<b>9 507</b>	<b>6 863</b>	<b>537</b>	<b>10 570</b>	<b>8 964</b>	<b>A</b>		Vocational and technical	
703	10 887	8 384	649	9 071	6 615	492	10 269	8 768	D			
61	604	275	49	436	248	45	301	196	E			
<b>470</b>	<b>5 476</b>	<b>5 294</b>	<b>496</b>	<b>5 176</b>	<b>5 065</b>	<b>420</b>	<b>6 295</b>	<b>6 258</b>	<b>A</b>		Aydın TR321	
431	5 212	4 989	457	4 904	4 804	382	6 070	6 026	D			
39	264	305	39	272	261	38	225	232	E			
<b>251</b>	<b>2 594</b>	<b>3 160</b>	<b>275</b>	<b>2 762</b>	<b>3 298</b>	<b>251</b>	<b>4 562</b>	<b>4 645</b>	<b>A</b>		General	
231	2 455	3 003	255	2 609	3 163	232	4 434	4 500	D			
20	139	157	20	153	135	19	128	145	E			
<b>219</b>	<b>2 882</b>	<b>2 134</b>	<b>221</b>	<b>2 414</b>	<b>1 767</b>	<b>169</b>	<b>1 733</b>	<b>1 613</b>	<b>A</b>		Vocational and technical	
200	2 757	1 986	202	2 295	1 641	150	1 636	1 526	D			
19	125	148	19	119	126	19	97	87	E			
<b>447</b>	<b>5 177</b>	<b>5 039</b>	<b>453</b>	<b>4 871</b>	<b>4 597</b>	<b>415</b>	<b>5 752</b>	<b>6 181</b>	<b>A</b>		Denizli TR322	
354	4 264	4 098	357	3 988	3 693	317	4 934	5 265	D			
93	913	941	96	883	904	98	818	916	E			
<b>217</b>	<b>2 323</b>	<b>2 674</b>	<b>227</b>	<b>2 392</b>	<b>2 742</b>	<b>225</b>	<b>3 899</b>	<b>4 358</b>	<b>A</b>		General	
147	1 611	1 956	153	1 652	2 025	150	3 200	3 583	D			
70	712	718	74	740	717	75	699	775	E			
<b>230</b>	<b>2 854</b>	<b>2 365</b>	<b>226</b>	<b>2 479</b>	<b>1 855</b>	<b>190</b>	<b>1 853</b>	<b>1 823</b>	<b>A</b>		Vocational and technical	
207	2 653	2 142	204	2 336	1 668	167	1 734	1 682	D			
23	201	223	22	143	187	23	119	141	E			
<b>365</b>	<b>4 266</b>	<b>4 252</b>	<b>374</b>	<b>3 865</b>	<b>3 768</b>	<b>311</b>	<b>5 622</b>	<b>5 193</b>	<b>A</b>		Muğla TR323	
282	3 459	3 629	290	3 111	3 190	237	5 100	4 734	D			
83	807	623	84	754	578	74	522	459	E			
<b>192</b>	<b>1 879</b>	<b>2 535</b>	<b>198</b>	<b>1 827</b>	<b>2 408</b>	<b>179</b>	<b>4 013</b>	<b>3 867</b>	<b>A</b>		General	
158	1 636	2 267	168	1 595	2 164	146	3 834	3 618	D			
34	243	268	30	232	244	33	179	249	E			
<b>173</b>	<b>2 387</b>	<b>1 717</b>	<b>176</b>	<b>2 038</b>	<b>1 360</b>	<b>132</b>	<b>1 609</b>	<b>1 326</b>	<b>A</b>		Vocational and technical	
124	1 823	1 362	122	1 516	1 026	91	1 266	1 116	D			
49	564	355	54	522	334	41	343	210	E			
<b>624</b>	<b>7 690</b>	<b>6 816</b>	<b>622</b>	<b>6 991</b>	<b>6 438</b>	<b>534</b>	<b>8 075</b>	<b>8 242</b>	<b>A</b>		Manisa TR331	
573	7 301	6 357	569	6 580	6 025	483	7 756	7 835	D			
51	389	459	53	411	413	51	319	407	E			
<b>302</b>	<b>2 922</b>	<b>3 707</b>	<b>313</b>	<b>2 866</b>	<b>3 630</b>	<b>294</b>	<b>4 939</b>	<b>5 618</b>	<b>A</b>		General	
278	2 713	3 436	285	2 641	3 373	266	4 764	5 352	D			
24	209	271	28	225	257	28	175	266	E			
<b>322</b>	<b>4 768</b>	<b>3 109</b>	<b>309</b>	<b>4 125</b>	<b>2 808</b>	<b>240</b>	<b>3 136</b>	<b>2 624</b>	<b>A</b>		Vocational and technical	
295	4 588	2 921	284	3 939	2 652	217	2 992	2 483	D			
27	180	188	25	186	156	23	144	141	E			

## 2.8 İstatistikî Bölge Birimleri Sınıflaması 3. düzey, yerleşim yeri ve sınıflara göre ortaöğretimde okul, şube ve öğrenci sayısı (devam)

[2008/'09 Öğretim yılı başı]

	A. Toplam	D. Şehir	E. Köy	Sınıflara göre öğrenci								
				Toplam			Hazırlık sınıfı			1. sınıf		
				Okul	Şube	Toplam	Şube	Erkek	Kadın	Şube	Erkek	Kadın
School	Division	Total	Males	Females	Division	Males	Females	Division	Males	Females		
<b>İBBS 3. Düzey</b>												
<b>TR332 Afyonkarahisar</b>	<b>A</b>	<b>123</b>	<b>1 291</b>	<b>31 424</b>	<b>17 757</b>	<b>13 667</b>	-	-	-	<b>325</b>	<b>5 834</b>	<b>4 146</b>
	D	110	1 222	30 313	17 032	13 281	-	-	-	312	5 576	4 031
	E	13	69	1 111	725	386	-	-	-	13	258	115
Genel	<b>A</b>	<b>44</b>	<b>570</b>	<b>14 227</b>	<b>7 522</b>	<b>6 705</b>	-	-	-	<b>122</b>	<b>1 687</b>	<b>1 678</b>
	D	35	529	13 567	7 146	6 421	-	-	-	114	1 540	1 596
	E	9	41	660	376	284	-	-	-	8	147	82
Mesleki ve teknik	<b>A</b>	<b>79</b>	<b>721</b>	<b>17 197</b>	<b>10 235</b>	<b>6 962</b>	-	-	-	<b>203</b>	<b>4 147</b>	<b>2 468</b>
	D	75	693	16 746	9 886	6 860	-	-	-	198	4 036	2 435
	E	4	28	451	349	102	-	-	-	5	111	33
<b>TR333 Kütahya</b>	<b>A</b>	<b>98</b>	<b>1 165</b>	<b>28 874</b>	<b>16 711</b>	<b>12 163</b>	-	-	-	<b>290</b>	<b>4 882</b>	<b>3 297</b>
	D	88	1 106	28 101	16 194	11 907	-	-	-	277	4 693	3 221
	E	10	59	773	517	256	-	-	-	13	189	76
Genel	<b>A</b>	<b>34</b>	<b>516</b>	<b>13 829</b>	<b>7 393</b>	<b>6 436</b>	-	-	-	<b>117</b>	<b>1 698</b>	<b>1 494</b>
	D	29	488	13 476	7 190	6 286	-	-	-	112	1 632	1 455
	E	5	28	353	203	150	-	-	-	5	66	39
Mesleki ve teknik	<b>A</b>	<b>64</b>	<b>649</b>	<b>15 045</b>	<b>9 318</b>	<b>5 727</b>	-	-	-	<b>173</b>	<b>3 184</b>	<b>1 803</b>
	D	59	618	14 625	9 004	5 621	-	-	-	165	3 061	1 766
	E	5	31	420	314	106	-	-	-	8	123	37
<b>TR334 Uşak</b>	<b>A</b>	<b>45</b>	<b>646</b>	<b>17 126</b>	<b>8 770</b>	<b>8 356</b>	-	-	-	<b>165</b>	<b>2 746</b>	<b>2 453</b>
	D	43	635	16 995	8 707	8 288	-	-	-	163	2 729	2 437
	E	2	11	131	63	68	-	-	-	2	17	16
Genel	<b>A</b>	<b>21</b>	<b>349</b>	<b>9 712</b>	<b>4 559</b>	<b>5 153</b>	-	-	-	<b>82</b>	<b>1 105</b>	<b>1 353</b>
	D	20	345	9 661	4 533	5 128	-	-	-	81	1 101	1 344
	E	1	4	51	26	25	-	-	-	1	4	9
Mesleki ve teknik	<b>A</b>	<b>24</b>	<b>297</b>	<b>7 414</b>	<b>4 211</b>	<b>3 203</b>	-	-	-	<b>83</b>	<b>1 641</b>	<b>1 100</b>
	D	23	290	7 334	4 174	3 160	-	-	-	82	1 628	1 093
	E	1	7	80	37	43	-	-	-	1	13	7
<b>TR411 Bursa</b>	<b>A</b>	<b>264</b>	<b>4 283</b>	<b>139 995</b>	<b>74 828</b>	<b>65 167</b>	<b>4</b>	<b>40</b>	<b>34</b>	<b>1 237</b>	<b>23 062</b>	<b>17 788</b>
	D	247	4 105	136 086	72 164	63 922	3	31	24	1 187	22 095	17 391
	E	17	178	3 909	2 664	1 245	1	9	10	50	967	397
Genel	<b>A</b>	<b>100</b>	<b>1 921</b>	<b>63 685</b>	<b>31 144</b>	<b>32 541</b>	<b>4</b>	<b>40</b>	<b>34</b>	<b>517</b>	<b>8 053</b>	<b>7 740</b>
	D	95	1 858	62 732	30 407	32 325	3	31	24	505	7 878	7 696
	E	5	63	953	737	216	1	9	10	12	175	44
Mesleki ve teknik	<b>A</b>	<b>164</b>	<b>2 362</b>	<b>76 310</b>	<b>43 684</b>	<b>32 626</b>	-	-	-	<b>720</b>	<b>15 009</b>	<b>10 048</b>
	D	152	2 247	73 354	41 757	31 597	-	-	-	682	14 217	9 695
	E	12	115	2 956	1 927	1 029	-	-	-	38	792	353
<b>TR412 Eskişehir</b>	<b>A</b>	<b>108</b>	<b>1 446</b>	<b>41 275</b>	<b>21 924</b>	<b>19 351</b>	<b>4</b>	<b>46</b>	<b>47</b>	<b>372</b>	<b>6 173</b>	<b>5 224</b>
	D	104	1 412	40 666	21 483	19 183	4	46	47	367	6 061	5 181
	E	4	34	609	441	168	-	-	-	5	112	43
Genel	<b>A</b>	<b>50</b>	<b>772</b>	<b>21 631</b>	<b>9 807</b>	<b>11 824</b>	<b>4</b>	<b>46</b>	<b>47</b>	<b>191</b>	<b>2 537</b>	<b>3 010</b>
	D	48	751	21 241	9 480	11 761	4	46	47	188	2 466	2 994
	E	2	21	390	327	63	-	-	-	3	71	16
Mesleki ve teknik	<b>A</b>	<b>58</b>	<b>674</b>	<b>19 644</b>	<b>12 117</b>	<b>7 527</b>	-	-	-	<b>181</b>	<b>3 636</b>	<b>2 214</b>
	D	56	661	19 425	12 003	7 422	-	-	-	179	3 595	2 187
	E	2	13	219	114	105	-	-	-	2	41	27
<b>TR413 Bilecik</b>	<b>A</b>	<b>52</b>	<b>527</b>	<b>11 364</b>	<b>6 021</b>	<b>5 343</b>	-	-	-	<b>123</b>	<b>1 873</b>	<b>1 476</b>
	D	52	527	11 364	6 021	5 343	-	-	-	123	1 873	1 476
	E	-	-	-	-	-	-	-	-	-	-	-
Genel	<b>A</b>	<b>14</b>	<b>202</b>	<b>4 811</b>	<b>2 325</b>	<b>2 486</b>	-	-	-	<b>42</b>	<b>509</b>	<b>575</b>
	D	14	202	4 811	2 325	2 486	-	-	-	42	509	575
	E	-	-	-	-	-	-	-	-	-	-	-
Mesleki ve teknik	<b>A</b>	<b>38</b>	<b>325</b>	<b>6 553</b>	<b>3 696</b>	<b>2 857</b>	-	-	-	<b>81</b>	<b>1 364</b>	<b>901</b>
	D	38	325	6 553	3 696	2 857	-	-	-	81	1 364	901
	E	-	-	-	-	-	-	-	-	-	-	-

2.8 Number of schools, divisions and students in secondary education by grade and settlement place according to Classification of Statistical Region Units Level 3 (continued)  
[Beginning of the educational year 2008/'09]

A. Total		D. City			E. Village							
Students by grade												
2. sınıf Grade 2			3. sınıf Grade 3			7. dönem ( 4. sınıf ) 7th semester ( Grade 4)						
Şube Division	Erkek Males	Kadın Females	Şube Division	Erkek Males	Kadın Females	Şube Division	Erkek Males	Kadın Females			SRE	Level 3
<b>336</b>	<b>4 098</b>	<b>3 267</b>	<b>339</b>	<b>3 431</b>	<b>2 923</b>	<b>291</b>	<b>4 394</b>	<b>3 331</b>	<b>A</b>		Afyonkarahisar	TR332
319	3 939	3 162	321	3 280	2 837	270	4 237	3 251	D			
17	159	105	18	151	86	21	157	80	E			
<b>141</b>	<b>1 458</b>	<b>1 444</b>	<b>161</b>	<b>1 466</b>	<b>1 481</b>	<b>146</b>	<b>2 911</b>	<b>2 102</b>	<b>A</b>		General	
131	1 377	1 374	150	1 390	1 411	134	2 839	2 040	D			
10	81	70	11	76	70	12	72	62	E			
<b>195</b>	<b>2 640</b>	<b>1 823</b>	<b>178</b>	<b>1 965</b>	<b>1 442</b>	<b>145</b>	<b>1 483</b>	<b>1 229</b>	<b>A</b>		Vocational and technical	
188	2 562	1 788	171	1 890	1 426	136	1 398	1 211	D			
7	78	35	7	75	16	9	85	18	E			
<b>309</b>	<b>3 719</b>	<b>2 829</b>	<b>309</b>	<b>3 723</b>	<b>2 537</b>	<b>257</b>	<b>4 387</b>	<b>3 500</b>	<b>A</b>		Kütahya	TR333
293	3 586	2 757	294	3 615	2 490	242	4 300	3 439	D			
16	133	72	15	108	47	15	87	61	E			
<b>134</b>	<b>1 361</b>	<b>1 392</b>	<b>140</b>	<b>1 490</b>	<b>1 352</b>	<b>125</b>	<b>2 844</b>	<b>2 198</b>	<b>A</b>		General	
126	1 306	1 345	133	1 442	1 328	117	2 810	2 158	D			
8	55	47	7	48	24	8	34	40	E			
<b>175</b>	<b>2 358</b>	<b>1 437</b>	<b>169</b>	<b>2 233</b>	<b>1 185</b>	<b>132</b>	<b>1 543</b>	<b>1 302</b>	<b>A</b>		Vocational and technical	
167	2 280	1 412	161	2 173	1 162	125	1 490	1 281	D			
8	78	25	8	60	23	7	53	21	E			
<b>162</b>	<b>1 960</b>	<b>1 919</b>	<b>167</b>	<b>1 785</b>	<b>1 749</b>	<b>152</b>	<b>2 279</b>	<b>2 235</b>	<b>A</b>		Uşak	TR334
159	1 946	1 898	164	1 765	1 732	149	2 267	2 221	D			
3	14	21	3	20	17	3	12	14	E			
<b>85</b>	<b>900</b>	<b>1 120</b>	<b>93</b>	<b>927</b>	<b>1 062</b>	<b>89</b>	<b>1 627</b>	<b>1 618</b>	<b>A</b>		General	
84	896	1 110	92	917	1 059	88	1 619	1 615	D			
1	4	10	1	10	3	1	8	3	E			
<b>77</b>	<b>1 060</b>	<b>799</b>	<b>74</b>	<b>858</b>	<b>687</b>	<b>63</b>	<b>652</b>	<b>617</b>	<b>A</b>		Vocational and technical	
75	1 050	788	72	848	673	61	648	606	D			
2	10	11	2	10	14	2	4	11	E			
<b>1 112</b>	<b>16 269</b>	<b>14 802</b>	<b>1 056</b>	<b>15 252</b>	<b>13 446</b>	<b>874</b>	<b>20 205</b>	<b>19 097</b>	<b>A</b>		Bursa	TR411
1 065	15 522	14 451	1 013	14 670	13 186	837	19 846	18 870	D			
47	747	351	43	582	260	37	359	227	E			
<b>474</b>	<b>5 761</b>	<b>6 689</b>	<b>487</b>	<b>6 084</b>	<b>6 478</b>	<b>439</b>	<b>11 206</b>	<b>11 600</b>	<b>A</b>		General	
458	5 531	6 635	470	5 909	6 441	422	11 058	11 529	D			
16	230	54	17	175	37	17	148	71	E			
<b>638</b>	<b>10 508</b>	<b>8 113</b>	<b>569</b>	<b>9 168</b>	<b>6 968</b>	<b>435</b>	<b>8 999</b>	<b>7 497</b>	<b>A</b>		Vocational and technical	
607	9 991	7 816	543	8 761	6 745	415	8 788	7 341	D			
31	517	297	26	407	223	20	211	156	E			
<b>362</b>	<b>4 928</b>	<b>4 421</b>	<b>368</b>	<b>4 713</b>	<b>4 087</b>	<b>340</b>	<b>6 064</b>	<b>5 572</b>	<b>A</b>		Eskişehir	TR412
352	4 803	4 365	359	4 617	4 055	330	5 956	5 535	D			
10	125	56	9	96	32	10	108	37	E			
<b>190</b>	<b>1 952</b>	<b>2 576</b>	<b>194</b>	<b>2 013</b>	<b>2 539</b>	<b>193</b>	<b>3 259</b>	<b>3 652</b>	<b>A</b>		General	
184	1 855	2 551	188	1 938	2 527	187	3 175	3 642	D			
6	97	25	6	75	12	6	84	10	E			
<b>172</b>	<b>2 976</b>	<b>1 845</b>	<b>174</b>	<b>2 700</b>	<b>1 548</b>	<b>147</b>	<b>2 805</b>	<b>1 920</b>	<b>A</b>		Vocational and technical	
168	2 948	1 814	171	2 679	1 528	143	2 781	1 893	D			
4	28	31	3	21	20	4	24	27	E			
<b>136</b>	<b>1 317</b>	<b>1 259</b>	<b>149</b>	<b>1 318</b>	<b>1 196</b>	<b>119</b>	<b>1 513</b>	<b>1 412</b>	<b>A</b>		Bilecik	TR413
136	1 317	1 259	149	1 318	1 196	119	1 513	1 412	D			
-	-	-	-	-	-	-	-	-	E			
<b>50</b>	<b>419</b>	<b>524</b>	<b>62</b>	<b>504</b>	<b>577</b>	<b>48</b>	<b>893</b>	<b>810</b>	<b>A</b>		General	
50	419	524	62	504	577	48	893	810	D			
-	-	-	-	-	-	-	-	-	E			
<b>86</b>	<b>898</b>	<b>735</b>	<b>87</b>	<b>814</b>	<b>619</b>	<b>71</b>	<b>620</b>	<b>602</b>	<b>A</b>		Vocational and technical	
86	898	735	87	814	619	71	620	602	D			
-	-	-	-	-	-	-	-	-	E			

## 2.8 İstatistiki Bölge Birimleri Sınıflaması 3. düzey, yerleşim yeri ve sınıflara göre ortaöğretimde okul, şube ve öğrenci sayısı (devam)

[2008/'09 Öğretim yılı başı]

İBBS 3. Düzey	A. Toplam		D. Şehir		E. Köy		Sınıflara göre öğrenci					
	Okul School	Şube Division	Toplam Total			Hazırlık sınıfı Preparatory class			1. sınıf Grade 1			
			Toplam Total	Erkek Males	Kadın Females	Şube Division	Erkek Males	Kadın Females	Şube Division	Erkek Males	Kadın Females	
<b>TR421 Kocaeli</b>	<b>A</b>	<b>186</b>	<b>2 870</b>	<b>91 069</b>	<b>49 917</b>	<b>41 152</b>	<b>12</b>	<b>110</b>	<b>84</b>	<b>863</b>	<b>15 863</b>	<b>11 863</b>
	D	144	2 290	78 306	42 728	35 578	-	-	-	667	12 881	9 647
	E	42	580	12 763	7 189	5 574	12	110	84	196	2 982	2 216
Genel	<b>A</b>	<b>85</b>	<b>1 499</b>	<b>45 903</b>	<b>23 464</b>	<b>22 439</b>	<b>12</b>	<b>110</b>	<b>84</b>	<b>446</b>	<b>7 358</b>	<b>6 160</b>
	D	67	1 130	39 016	19 807	19 209	-	-	-	327	5 798	4 997
	E	18	369	6 887	3 657	3 230	12	110	84	119	1 560	1 163
Mesleki ve teknik	<b>A</b>	<b>101</b>	<b>1 371</b>	<b>45 166</b>	<b>26 453</b>	<b>18 713</b>	-	-	-	<b>417</b>	<b>8 505</b>	<b>5 703</b>
	D	77	1 160	39 290	22 921	16 369	-	-	-	340	7 083	4 650
	E	24	211	5 876	3 532	2 344	-	-	-	77	1 422	1 053
<b>TR422 Sakarya</b>	<b>A</b>	<b>114</b>	<b>1 589</b>	<b>48 254</b>	<b>26 039</b>	<b>22 215</b>	<b>4</b>	<b>50</b>	<b>45</b>	<b>440</b>	<b>8 073</b>	<b>6 218</b>
	D	108	1 532	47 143	25 184	21 959	4	50	45	420	7 639	6 094
	E	6	57	1 111	855	256	-	-	-	20	434	124
Genel	<b>A</b>	<b>49</b>	<b>724</b>	<b>21 575</b>	<b>10 613</b>	<b>10 962</b>	<b>4</b>	<b>50</b>	<b>45</b>	<b>193</b>	<b>3 186</b>	<b>2 845</b>
	D	46	699	21 043	10 281	10 762	4	50	45	182	2 943	2 737
	E	3	25	532	332	200	-	-	-	11	243	108
Mesleki ve teknik	<b>A</b>	<b>65</b>	<b>865</b>	<b>26 679</b>	<b>15 426</b>	<b>11 253</b>	-	-	-	<b>247</b>	<b>4 887</b>	<b>3 373</b>
	D	62	833	26 100	14 903	11 197	-	-	-	238	4 696	3 357
	E	3	32	579	523	56	-	-	-	9	191	16
<b>TR423 Düzce</b>	<b>A</b>	<b>44</b>	<b>622</b>	<b>18 599</b>	<b>9 997</b>	<b>8 602</b>	-	-	-	<b>169</b>	<b>3 169</b>	<b>2 411</b>
	D	40	571	17 552	9 414	8 138	-	-	-	158	3 025	2 287
	E	4	51	1 047	583	464	-	-	-	11	144	124
Genel	<b>A</b>	<b>17</b>	<b>286</b>	<b>8 570</b>	<b>4 381</b>	<b>4 189</b>	-	-	-	<b>70</b>	<b>1 174</b>	<b>1 008</b>
	D	13	235	7 523	3 798	3 725	-	-	-	59	1 030	884
	E	4	51	1 047	583	464	-	-	-	11	144	124
Mesleki ve teknik	<b>A</b>	<b>27</b>	<b>336</b>	<b>10 029</b>	<b>5 616</b>	<b>4 413</b>	-	-	-	<b>99</b>	<b>1 995</b>	<b>1 403</b>
	D	27	336	10 029	5 616	4 413	-	-	-	99	1 995	1 403
	E	-	-	-	-	-	-	-	-	-	-	-
<b>TR424 Bolu</b>	<b>A</b>	<b>51</b>	<b>599</b>	<b>15 557</b>	<b>8 658</b>	<b>6 899</b>	-	-	-	<b>144</b>	<b>2 433</b>	<b>1 809</b>
	D	49	586	15 277	8 563	6 714	-	-	-	141	2 399	1 759
	E	2	13	280	95	185	-	-	-	3	34	50
Genel	<b>A</b>	<b>12</b>	<b>214</b>	<b>6 224</b>	<b>2 884</b>	<b>3 340</b>	-	-	-	<b>50</b>	<b>659</b>	<b>834</b>
	D	11	206	6 051	2 834	3 217	-	-	-	48	642	801
	E	1	8	173	50	123	-	-	-	2	17	33
Mesleki ve teknik	<b>A</b>	<b>39</b>	<b>385</b>	<b>9 333</b>	<b>5 774</b>	<b>3 559</b>	-	-	-	<b>94</b>	<b>1 774</b>	<b>975</b>
	D	38	380	9 226	5 729	3 497	-	-	-	93	1 757	958
	E	1	5	107	45	62	-	-	-	1	17	17
<b>TR425 Yalova</b>	<b>A</b>	<b>32</b>	<b>390</b>	<b>11 378</b>	<b>5 913</b>	<b>5 465</b>	-	-	-	<b>110</b>	<b>1 824</b>	<b>1 536</b>
	D	26	320	9 683	4 941	4 742	-	-	-	94	1 568	1 353
	E	6	70	1 695	972	723	-	-	-	16	256	183
Genel	<b>A</b>	<b>9</b>	<b>187</b>	<b>6 113</b>	<b>3 077</b>	<b>3 036</b>	-	-	-	<b>48</b>	<b>756</b>	<b>708</b>
	D	6	134	4 822	2 413	2 409	-	-	-	37	593	550
	E	3	53	1 291	664	627	-	-	-	11	163	158
Mesleki ve teknik	<b>A</b>	<b>23</b>	<b>203</b>	<b>5 265</b>	<b>2 836</b>	<b>2 429</b>	-	-	-	<b>62</b>	<b>1 068</b>	<b>828</b>
	D	20	186	4 861	2 528	2 333	-	-	-	57	975	803
	E	3	17	404	308	96	-	-	-	5	93	25
<b>TR510 Ankara</b>	<b>A</b>	<b>565</b>	<b>8 542</b>	<b>268 912</b>	<b>139 657</b>	<b>129 255</b>	<b>24</b>	<b>296</b>	<b>205</b>	<b>2 418</b>	<b>41 988</b>	<b>36 076</b>
	D	539	8 315	264 014	137 391	126 623	24	296	205	2 356	41 152	35 202
	E	26	227	4 898	2 266	2 632	-	-	-	62	836	874
Genel	<b>A</b>	<b>252</b>	<b>5 015</b>	<b>167 076</b>	<b>81 134</b>	<b>85 942</b>	<b>24</b>	<b>296</b>	<b>205</b>	<b>1 364</b>	<b>21 330</b>	<b>22 360</b>
	D	233	4 827	162 828	79 205	83 623	24	296	205	1 312	20 641	21 585
	E	19	188	4 248	1 929	2 319	-	-	-	52	689	775
Mesleki ve teknik	<b>A</b>	<b>313</b>	<b>3 527</b>	<b>101 836</b>	<b>58 523</b>	<b>43 313</b>	-	-	-	<b>1 054</b>	<b>20 658</b>	<b>13 716</b>
	D	306	3 488	101 186	58 186	43 000	-	-	-	1 044	20 511	13 617
	E	7	39	650	337	313	-	-	-	10	147	99

2.8 Number of schools, divisions and students in secondary education by grade and settlement place according to Classification of Statistical Region Units Level 3 (continued)  
[Beginning of the educational year 2008/'09]

A. Total			D. City			E. Village				
Students by grade										
2. sınıf Grade 2			3. sınıf Grade 3			7. dönem ( 4. sınıf ) 7th semester ( Grade 4)				
Şube Division	Erkek Males	Kadın Females	Şube Division	Erkek Males	Kadın Females	Şube Division	Erkek Males	Kadın Females	SRE	Level 3
<b>700</b>	<b>10 295</b>	<b>8 520</b>	<b>733</b>	<b>9 557</b>	<b>8 151</b>	<b>562</b>	<b>14 092</b>	<b>12 534</b>	<b>A</b>	Kocaeli TR421
560	8 555	7 259	593	8 101	7 034	470	13 191	11 638	D	
140	1 740	1 261	140	1 456	1 117	92	901	896	E	
<b>348</b>	<b>3 898</b>	<b>4 213</b>	<b>378</b>	<b>4 322</b>	<b>4 443</b>	<b>315</b>	<b>7 776</b>	<b>7 539</b>	<b>A</b>	General
265	3 216	3 531	287	3 574	3 753	251	7 219	6 928	D	
83	682	682	91	748	690	64	557	611	E	
<b>352</b>	<b>6 397</b>	<b>4 307</b>	<b>355</b>	<b>5 235</b>	<b>3 708</b>	<b>247</b>	<b>6 316</b>	<b>4 995</b>	<b>A</b>	Vocational and technical
295	5 339	3 728	306	4 527	3 281	219	5 972	4 710	D	
57	1 058	579	49	708	427	28	344	285	E	
<b>406</b>	<b>5 555</b>	<b>4 467</b>	<b>395</b>	<b>4 865</b>	<b>4 222</b>	<b>344</b>	<b>7 496</b>	<b>7 263</b>	<b>A</b>	Sakarya TR422
391	5 350	4 378	381	4 735	4 189	336	7 410	7 253	D	
15	205	89	14	130	33	8	86	10	E	
<b>177</b>	<b>1 989</b>	<b>2 024</b>	<b>177</b>	<b>1 892</b>	<b>2 050</b>	<b>173</b>	<b>3 496</b>	<b>3 998</b>	<b>A</b>	General
170	1 933	1 954	173	1 870	2 038	170	3 485	3 988	D	
7	56	70	4	22	12	3	11	10	E	
<b>229</b>	<b>3 566</b>	<b>2 443</b>	<b>218</b>	<b>2 973</b>	<b>2 172</b>	<b>171</b>	<b>4 000</b>	<b>3 265</b>	<b>A</b>	Vocational and technical
221	3 417	2 424	208	2 865	2 151	166	3 925	3 265	D	
8	149	19	10	108	21	5	75		E	
<b>167</b>	<b>2 228</b>	<b>1 906</b>	<b>156</b>	<b>2 087</b>	<b>1 638</b>	<b>130</b>	<b>2 513</b>	<b>2 647</b>	<b>A</b>	Düzce TR423
155	2 093	1 803	141	1 913	1 520	117	2 383	2 528	D	
12	135	103	15	174	118	13	130	119	E	
<b>74</b>	<b>869</b>	<b>832</b>	<b>78</b>	<b>824</b>	<b>829</b>	<b>64</b>	<b>1 514</b>	<b>1 520</b>	<b>A</b>	General
62	734	729	63	650	711	51	1 384	1 401	D	
12	135	103	15	174	118	13	130	119	E	
<b>93</b>	<b>1 359</b>	<b>1 074</b>	<b>78</b>	<b>1 263</b>	<b>809</b>	<b>66</b>	<b>999</b>	<b>1 127</b>	<b>A</b>	Vocational and technical
93	1 359	1 074	78	1 263	809	66	999	1 127	D	
-	-	-	-	-	-	-	-	-	E	
<b>157</b>	<b>2 044</b>	<b>1 605</b>	<b>159</b>	<b>1 979</b>	<b>1 509</b>	<b>139</b>	<b>2 202</b>	<b>1 976</b>	<b>A</b>	Bolu TR424
154	2 020	1 558	156	1 956	1 461	135	2 188	1 936	D	
3	24	47	3	23	48	4	14	40	E	
<b>53</b>	<b>610</b>	<b>652</b>	<b>56</b>	<b>553</b>	<b>703</b>	<b>55</b>	<b>1 062</b>	<b>1 151</b>	<b>A</b>	General
51	597	624	54	538	666	53	1 057	1 126	D	
2	13	28	2	15	37	2	5	25	E	
<b>104</b>	<b>1 434</b>	<b>953</b>	<b>103</b>	<b>1 426</b>	<b>806</b>	<b>84</b>	<b>1 140</b>	<b>825</b>	<b>A</b>	Vocational and technical
103	1 423	934	102	1 418	795	82	1 131	810	D	
1	11	19	1	8	11	2	9	15	E	
<b>99</b>	<b>1 175</b>	<b>1 150</b>	<b>98</b>	<b>1 182</b>	<b>1 102</b>	<b>83</b>	<b>1 732</b>	<b>1 677</b>	<b>A</b>	Yalova TR425
81	920	951	80	944	935	65	1 509	1 503	D	
18	255	199	18	238	167	18	223	174	E	
<b>47</b>	<b>581</b>	<b>643</b>	<b>49</b>	<b>592</b>	<b>609</b>	<b>43</b>	<b>1 148</b>	<b>1 076</b>	<b>A</b>	General
33	408	475	35	433	468	29	979	916	D	
14	173	168	14	159	141	14	169	160	E	
<b>52</b>	<b>594</b>	<b>507</b>	<b>49</b>	<b>590</b>	<b>493</b>	<b>40</b>	<b>584</b>	<b>601</b>	<b>A</b>	Vocational and technical
48	512	476	45	511	467	36	530	587	D	
4	82	31	4	79	26	4	54	14	E	
<b>2 189</b>	<b>30 318</b>	<b>29 345</b>	<b>2 157</b>	<b>28 576</b>	<b>27 786</b>	<b>1 754</b>	<b>38 479</b>	<b>35 843</b>	<b>A</b>	Ankara TR510
2 129	29 706	28 686	2 096	28 116	27 157	1 710	38 121	35 373	D	
60	612	659	61	460	629	44	358	470	E	
<b>1 247</b>	<b>16 101</b>	<b>18 497</b>	<b>1 274</b>	<b>16 749</b>	<b>19 002</b>	<b>1 106</b>	<b>26 658</b>	<b>25 878</b>	<b>A</b>	General
1 196	15 572	17 924	1 224	16 363	18 455	1 071	26 333	25 454	D	
51	529	573	50	386	547	35	325	424	E	
<b>942</b>	<b>14 217</b>	<b>10 848</b>	<b>883</b>	<b>11 827</b>	<b>8 784</b>	<b>648</b>	<b>11 821</b>	<b>9 965</b>	<b>A</b>	Vocational and technical
933	14 134	10 762	872	11 753	8 702	639	11 788	9 919	D	
9	83	86	11	74	82	9	33	46	E	



## 2.8 İstatistikî Bölge Birimleri Sınıflaması 3. düzey, yerleşim yeri ve sınıflara göre ortaöğretimde okul, şube ve öğrenci sayısı (devam)

[2008/'09 Öğretim yılı başı]

İBBS 3. Düzey	A. Toplam		D. Şehir		E. Köy		Sınıflara göre öğrenci					
	Okul School	Şube Division	Toplam Total			Hazırlık sınıfı Preparatory class			1. sınıf Grade 1			
			Toplam Total	Erkek Males	Kadın Females	Şube Division	Erkek Males	Kadın Females	Şube Division	Erkek Males	Kadın Females	
<b>TR521 Konya</b>	<b>A</b>	<b>265</b>	<b>3 477</b>	<b>100 043</b>	<b>53 597</b>	<b>46 446</b>	<b>2</b>	<b>21</b>	<b>25</b>	<b>939</b>	<b>16 875</b>	<b>13 135</b>
	D	223	3 170	94 558	50 527	44 031	2	21	25	870	15 679	12 382
	E	42	307	5 485	3 070	2 415	-	-	-	69	1 196	753
Genel	<b>A</b>	<b>120</b>	<b>1 811</b>	<b>54 596</b>	<b>28 174</b>	<b>26 422</b>	<b>2</b>	<b>21</b>	<b>25</b>	<b>447</b>	<b>7 060</b>	<b>6 678</b>
	D	89	1 581	50 286	25 816	24 470	2	21	25	394	6 167	6 095
	E	31	230	4 310	2 358	1 952	-	-	-	53	893	583
Mesleki ve teknik	<b>A</b>	<b>145</b>	<b>1 666</b>	<b>45 447</b>	<b>25 423</b>	<b>20 024</b>	-	-	-	<b>492</b>	<b>9 815</b>	<b>6 457</b>
	D	134	1 589	44 272	24 711	19 561	-	-	-	476	9 512	6 287
	E	11	77	1 175	712	463	-	-	-	16	303	170
<b>TR522 Karaman</b>	<b>A</b>	<b>40</b>	<b>460</b>	<b>12 223</b>	<b>6 355</b>	<b>5 868</b>	-	-	-	<b>113</b>	<b>1 914</b>	<b>1 546</b>
	D	33	422	11 786	6 142	5 644	-	-	-	106	1 840	1 478
	E	7	38	437	213	224	-	-	-	7	74	68
Genel	<b>A</b>	<b>22</b>	<b>295</b>	<b>8 053</b>	<b>4 208</b>	<b>3 845</b>	-	-	-	<b>65</b>	<b>1 015</b>	<b>906</b>
	D	15	257	7 616	3 995	3 621	-	-	-	58	941	838
	E	7	38	437	213	224	-	-	-	7	74	68
Mesleki ve teknik	<b>A</b>	<b>18</b>	<b>165</b>	<b>4 170</b>	<b>2 147</b>	<b>2 023</b>	-	-	-	<b>48</b>	<b>899</b>	<b>640</b>
	D	18	165	4 170	2 147	2 023	-	-	-	48	899	640
	E	-	-	-	-	-	-	-	-	-	-	-
<b>TR611 Antalya</b>	<b>A</b>	<b>190</b>	<b>3 105</b>	<b>100 018</b>	<b>51 196</b>	<b>48 822</b>	<b>5</b>	<b>54</b>	<b>270</b>	<b>902</b>	<b>16 273</b>	<b>13 350</b>
	D	163	2 801	93 510	47 627	45 883	5	54	270	825	14 900	12 394
	E	27	304	6 508	3 569	2 939	-	-	-	77	1 373	956
Genel	<b>A</b>	<b>98</b>	<b>1 860</b>	<b>63 917</b>	<b>31 908</b>	<b>32 009</b>	<b>5</b>	<b>54</b>	<b>270</b>	<b>516</b>	<b>8 896</b>	<b>8 226</b>
	D	84	1 710	60 678	30 347	30 331	5	54	270	479	8 341	7 692
	E	14	150	3 239	1 561	1 678	-	-	-	37	555	534
Mesleki ve teknik	<b>A</b>	<b>92</b>	<b>1 245</b>	<b>36 101</b>	<b>19 288</b>	<b>16 813</b>	-	-	-	<b>386</b>	<b>7 377</b>	<b>5 124</b>
	D	79	1 091	32 832	17 280	15 552	-	-	-	346	6 559	4 702
	E	13	154	3 269	2 008	1 261	-	-	-	40	818	422
<b>TR612 Isparta</b>	<b>A</b>	<b>106</b>	<b>1 009</b>	<b>22 884</b>	<b>11 902</b>	<b>10 982</b>	-	-	-	<b>244</b>	<b>3 530</b>	<b>3 004</b>
	D	96	986	22 639	11 792	10 847	-	-	-	241	3 513	2 984
	E	10	23	245	110	135	-	-	-	3	17	20
Genel	<b>A</b>	<b>45</b>	<b>488</b>	<b>11 874</b>	<b>5 744</b>	<b>6 130</b>	-	-	-	<b>104</b>	<b>1 378</b>	<b>1 426</b>
	D	36	466	11 634	5 639	5 995	-	-	-	101	1 361	1 406
	E	9	22	240	105	135	-	-	-	3	17	20
Mesleki ve teknik	<b>A</b>	<b>61</b>	<b>521</b>	<b>11 010</b>	<b>6 158</b>	<b>4 852</b>	-	-	-	<b>140</b>	<b>2 152</b>	<b>1 578</b>
	D	60	520	11 005	6 153	4 852	-	-	-	140	2 152	1 578
	E	1	1	5	5	-	-	-	-	-	-	-
<b>TR613 Burdur</b>	<b>A</b>	<b>53</b>	<b>541</b>	<b>11 953</b>	<b>6 056</b>	<b>5 897</b>	-	-	-	<b>132</b>	<b>1 886</b>	<b>1 607</b>
	D	49	514	11 646	5 922	5 724	-	-	-	127	1 842	1 550
	E	4	27	307	134	173	-	-	-	5	44	57
Genel	<b>A</b>	<b>23</b>	<b>286</b>	<b>6 633</b>	<b>3 061</b>	<b>3 572</b>	-	-	-	<b>61</b>	<b>758</b>	<b>869</b>
	D	19	259	6 326	2 927	3 399	-	-	-	56	714	812
	E	4	27	307	134	173	-	-	-	5	44	57
Mesleki ve teknik	<b>A</b>	<b>30</b>	<b>255</b>	<b>5 320</b>	<b>2 995</b>	<b>2 325</b>	-	-	-	<b>71</b>	<b>1 128</b>	<b>738</b>
	D	30	255	5 320	2 995	2 325	-	-	-	71	1 128	738
	E	-	-	-	-	-	-	-	-	-	-	-
<b>TR621 Adana</b>	<b>A</b>	<b>220</b>	<b>3 566</b>	<b>118 756</b>	<b>64 114</b>	<b>54 642</b>	-	-	-	<b>1 046</b>	<b>20 859</b>	<b>15 657</b>
	D	205	3 443	116 031	62 603	53 428	-	-	-	1 017	20 290	15 301
	E	15	123	2 725	1 511	1 214	-	-	-	29	569	356
Genel	<b>A</b>	<b>121</b>	<b>2 348</b>	<b>78 866</b>	<b>38 737</b>	<b>40 129</b>	-	-	-	<b>657</b>	<b>10 962</b>	<b>11 248</b>
	D	109	2 247	76 575	37 554	39 021	-	-	-	633	10 498	10 923
	E	12	101	2 291	1 183	1 108	-	-	-	24	464	325
Mesleki ve teknik	<b>A</b>	<b>99</b>	<b>1 218</b>	<b>39 890</b>	<b>25 377</b>	<b>14 513</b>	-	-	-	<b>389</b>	<b>9 897</b>	<b>4 409</b>
	D	96	1 196	39 456	25 049	14 407	-	-	-	384	9 792	4 378
	E	3	22	434	328	106	-	-	-	5	105	31

2.8 Number of schools, divisions and students in secondary education by grade and settlement place according to Classification of Statistical Region Units Level 3 (continued)  
[Beginning of the educational year 2008/'09]

A. Total			D. City			E. Village					
Students by grade											
2. sınıf Grade 2			3. sınıf Grade 3			7. dönem ( 4. sınıf ) 7th semester ( Grade 4)					
Şube Division	Erkek Males	Kadın Females	Şube Division	Erkek Males	Kadın Females	Şube Division	Erkek Males	Kadın Females	SRE	Level 3	
<b>905</b>	<b>11 876</b>	<b>10 495</b>	<b>883</b>	<b>10 400</b>	<b>9 354</b>	<b>748</b>	<b>14 425</b>	<b>13 437</b>	<b>A</b>	Konya TR521	
825	11 194	9 858	801	9 733	8 825	672	13 900	12 941	D		
80	682	637	82	667	529	76	525	496	E		
<b>455</b>	<b>5 450</b>	<b>5 447</b>	<b>465</b>	<b>5 587</b>	<b>5 621</b>	<b>442</b>	<b>10 056</b>	<b>8 651</b>	<b>A</b>	General	
396	4 923	4 946	404	5 077	5 184	385	9 628	8 220	D		
59	527	501	61	510	437	57	428	431	E		
<b>450</b>	<b>6 426</b>	<b>5 048</b>	<b>418</b>	<b>4 813</b>	<b>3 733</b>	<b>306</b>	<b>4 369</b>	<b>4 786</b>	<b>A</b>	Vocational and technical	
429	6 271	4 912	397	4 656	3 641	287	4 272	4 721	D		
21	155	136	21	157	92	19	97	65	E		
<b>119</b>	<b>1 402</b>	<b>1 378</b>	<b>121</b>	<b>1 228</b>	<b>1 159</b>	<b>107</b>	<b>1 811</b>	<b>1 785</b>	<b>A</b>	Karaman TR522	
110	1 361	1 321	110	1 170	1 121	96	1 771	1 724	D		
9	41	57	11	58	38	11	40	61	E		
<b>73</b>	<b>823</b>	<b>847</b>	<b>81</b>	<b>830</b>	<b>823</b>	<b>76</b>	<b>1 540</b>	<b>1 269</b>	<b>A</b>	General	
64	782	790	70	772	785	65	1 500	1 208	D		
9	41	57	11	58	38	11	40	61	E		
<b>46</b>	<b>579</b>	<b>531</b>	<b>40</b>	<b>398</b>	<b>336</b>	<b>31</b>	<b>271</b>	<b>516</b>	<b>A</b>	Vocational and technical	
46	579	531	40	398	336	31	271	516	D		
-	-	-	-	-	-	-	-	-	E		
<b>778</b>	<b>10 357</b>	<b>10 315</b>	<b>757</b>	<b>9 427</b>	<b>9 290</b>	<b>663</b>	<b>15 085</b>	<b>15 597</b>	<b>A</b>	Antalya TR611	
698	9 562	9 543	677	8 613	8 602	596	14 498	15 074	D		
80	795	772	80	814	688	67	587	523	E		
<b>451</b>	<b>5 680</b>	<b>6 419</b>	<b>460</b>	<b>5 574</b>	<b>6 406</b>	<b>428</b>	<b>11 704</b>	<b>10 688</b>	<b>A</b>	General	
410	5 345	5 963	420	5 189	6 030	396	11 418	10 376	D		
41	335	456	40	385	376	32	286	312	E		
<b>327</b>	<b>4 677</b>	<b>3 896</b>	<b>297</b>	<b>3 853</b>	<b>2 884</b>	<b>235</b>	<b>3 381</b>	<b>4 909</b>	<b>A</b>	Vocational and technical	
288	4 217	3 580	257	3 424	2 572	200	3 080	4 698	D		
39	460	316	40	429	312	35	301	211	E		
<b>264</b>	<b>2 787</b>	<b>2 585</b>	<b>260</b>	<b>2 443</b>	<b>2 438</b>	<b>241</b>	<b>3 142</b>	<b>2 955</b>	<b>A</b>	Isparta TR612	
258	2 754	2 545	253	2 411	2 401	234	3 114	2 917	D		
6	33	40	7	32	37	7	28	38	E		
<b>119</b>	<b>1 167</b>	<b>1 325</b>	<b>133</b>	<b>1 189</b>	<b>1 436</b>	<b>132</b>	<b>2 010</b>	<b>1 943</b>	<b>A</b>	General	
113	1 134	1 285	126	1 157	1 399	126	1 987	1 905	D		
6	33	40	7	32	37	6	23	38	E		
<b>145</b>	<b>1 620</b>	<b>1 260</b>	<b>127</b>	<b>1 254</b>	<b>1 002</b>	<b>109</b>	<b>1 132</b>	<b>1 012</b>	<b>A</b>	Vocational and technical	
145	1 620	1 260	127	1 254	1 002	108	1 127	1 012	D		
-	-	-	-	-	-	-	-	-	E		
<b>145</b>	<b>1 394</b>	<b>1 455</b>	<b>144</b>	<b>1 357</b>	<b>1 264</b>	<b>120</b>	<b>1 419</b>	<b>1 571</b>	<b>A</b>	Burdur TR613	
137	1 352	1 414	137	1 333	1 224	113	1 395	1 536	D		
8	42	41	7	24	40	7	24	35	E		
<b>75</b>	<b>618</b>	<b>809</b>	<b>77</b>	<b>640</b>	<b>798</b>	<b>73</b>	<b>1 045</b>	<b>1 096</b>	<b>A</b>	General	
67	576	768	70	616	758	66	1 021	1 061	D		
8	42	41	7	24	40	7	24	35	E		
<b>70</b>	<b>776</b>	<b>646</b>	<b>67</b>	<b>717</b>	<b>466</b>	<b>47</b>	<b>374</b>	<b>475</b>	<b>A</b>	Vocational and technical	
70	776	646	67	717	466	47	374	475	D		
-	-	-	-	-	-	-	-	-	E		
<b>926</b>	<b>14 023</b>	<b>12 723</b>	<b>883</b>	<b>12 213</b>	<b>11 238</b>	<b>711</b>	<b>17 019</b>	<b>15 024</b>	<b>A</b>	Adana TR621	
894	13 667	12 414	851	11 881	10 957	681	16 765	14 756	D		
32	356	309	32	332	281	30	254	268	E		
<b>603</b>	<b>8 120</b>	<b>9 313</b>	<b>589</b>	<b>7 821</b>	<b>8 589</b>	<b>499</b>	<b>11 834</b>	<b>10 979</b>	<b>A</b>	General	
577	7 841	9 026	562	7 562	8 337	475	11 653	10 735	D		
26	279	287	27	259	252	24	181	244	E		
<b>323</b>	<b>5 903</b>	<b>3 410</b>	<b>294</b>	<b>4 392</b>	<b>2 649</b>	<b>212</b>	<b>5 185</b>	<b>4 045</b>	<b>A</b>	Vocational and technical	
317	5 826	3 388	289	4 319	2 620	206	5 112	4 021	D		
6	77	22	5	73	29	6	73	24	E		

## 2.8 İstatistiki Bölge Birimleri Sınıflaması 3. düzey, yerleşim yeri ve sınıflara göre ortaöğretimde okul, şube ve öğrenci sayısı (devam)

[2008/'09 Öğretim yılı başı]

İBBS 3. Düzey	A. Toplam		D. Şehir		E. Köy		Sınıflara göre öğrenci					
	Okul School	Şube Division	Toplam Total			Hazırlık sınıfı Preparatory class			1. sınıf Grade 1			
			Toplam Total	Erkek Males	Kadın Females	Şube Division	Erkek Males	Kadın Females	Şube Division	Erkek Males	Kadın Females	
<b>TR622 Mersin</b>	<b>A</b>	<b>193</b>	<b>3 102</b>	<b>92 377</b>	<b>48 814</b>	<b>43 563</b>	<b>6</b>	<b>71</b>	<b>52</b>	<b>868</b>	<b>15 677</b>	<b>12 299</b>
	D	170	2 809	85 690	44 902	40 788	6	71	52	791	14 110	11 391
	E	23	293	6 687	3 912	2 775	-	-	-	77	1 567	908
Genel	<b>A</b>	<b>101</b>	<b>2 029</b>	<b>60 847</b>	<b>30 223</b>	<b>30 624</b>	<b>6</b>	<b>71</b>	<b>52</b>	<b>559</b>	<b>9 280</b>	<b>8 438</b>
	D	88	1 897	58 559	29 116	29 443	6	71	52	528	8 869	8 061
	E	13	132	2 288	1 107	1 181	-	-	-	31	411	377
Mesleki ve teknik	<b>A</b>	<b>92</b>	<b>1 073</b>	<b>31 530</b>	<b>18 591</b>	<b>12 939</b>	-	-	-	<b>309</b>	<b>6 397</b>	<b>3 861</b>
	D	82	912	27 131	15 786	11 345	-	-	-	263	5 241	3 330
	E	10	161	4 399	2 805	1 594	-	-	-	46	1 156	531
<b>TR631 Hatay</b>	<b>A</b>	<b>131</b>	<b>2 279</b>	<b>71 423</b>	<b>38 486</b>	<b>32 937</b>	-	-	-	<b>667</b>	<b>12 835</b>	<b>9 554</b>
	D	105	1 849	60 092	31 565	28 527	-	-	-	530	10 124	7 972
	E	26	430	11 331	6 921	4 410	-	-	-	137	2 711	1 582
Genel	<b>A</b>	<b>71</b>	<b>1 505</b>	<b>47 594</b>	<b>24 466</b>	<b>23 128</b>	-	-	-	<b>413</b>	<b>7 636</b>	<b>6 116</b>
	D	54	1 256	41 398	21 400	19 998	-	-	-	336	6 347	5 040
	E	17	249	6 196	3 066	3 130	-	-	-	77	1 289	1 076
Mesleki ve teknik	<b>A</b>	<b>60</b>	<b>774</b>	<b>23 829</b>	<b>14 020</b>	<b>9 809</b>	-	-	-	<b>254</b>	<b>5 199</b>	<b>3 438</b>
	D	51	593	18 694	10 165	8 529	-	-	-	194	3 777	2 932
	E	9	181	5 135	3 855	1 280	-	-	-	60	1 422	506
<b>TR632 Kahramanmaraş</b>	<b>A</b>	<b>126</b>	<b>1 765</b>	<b>52 818</b>	<b>30 346</b>	<b>22 472</b>	-	-	-	<b>495</b>	<b>9 784</b>	<b>6 664</b>
	D	96	1 495	47 472	26 850	20 622	-	-	-	429	8 461	6 077
	E	30	270	5 346	3 496	1 850	-	-	-	66	1 323	587
Genel	<b>A</b>	<b>57</b>	<b>951</b>	<b>29 990</b>	<b>16 378</b>	<b>13 612</b>	-	-	-	<b>254</b>	<b>4 586</b>	<b>3 599</b>
	D	50	889	28 719	15 657	13 062	-	-	-	240	4 288	3 434
	E	7	62	1 271	721	550	-	-	-	14	298	165
Mesleki ve teknik	<b>A</b>	<b>69</b>	<b>814</b>	<b>22 828</b>	<b>13 968</b>	<b>8 860</b>	-	-	-	<b>241</b>	<b>5 198</b>	<b>3 065</b>
	D	46	606	18 753	11 193	7 560	-	-	-	189	4 173	2 643
	E	23	208	4 075	2 775	1 300	-	-	-	52	1 025	422
<b>TR633 Osmaniye</b>	<b>A</b>	<b>66</b>	<b>1 043</b>	<b>29 932</b>	<b>16 060</b>	<b>13 872</b>	-	-	-	<b>293</b>	<b>4 937</b>	<b>3 923</b>
	D	64	1 027	29 640	15 940	13 700	-	-	-	289	4 900	3 870
	E	2	16	292	120	172	-	-	-	4	37	53
Genel	<b>A</b>	<b>37</b>	<b>657</b>	<b>18 470</b>	<b>9 148</b>	<b>9 322</b>	-	-	-	<b>154</b>	<b>2 237</b>	<b>2 306</b>
	D	35	641	18 178	9 028	9 150	-	-	-	150	2 200	2 253
	E	2	16	292	120	172	-	-	-	4	37	53
Mesleki ve teknik	<b>A</b>	<b>29</b>	<b>386</b>	<b>11 462</b>	<b>6 912</b>	<b>4 550</b>	-	-	-	<b>139</b>	<b>2 700</b>	<b>1 617</b>
	D	29	386	11 462	6 912	4 550	-	-	-	139	2 700	1 617
	E	-	-	-	-	-	-	-	-	-	-	-
<b>TR711 Kırkkale</b>	<b>A</b>	<b>55</b>	<b>673</b>	<b>18 260</b>	<b>10 194</b>	<b>8 066</b>	-	-	-	<b>187</b>	<b>3 045</b>	<b>2 397</b>
	D	52	658	18 004	10 088	7 916	-	-	-	182	3 005	2 335
	E	3	15	256	106	150	-	-	-	5	40	62
Genel	<b>A</b>	<b>26</b>	<b>376</b>	<b>10 090</b>	<b>5 038</b>	<b>5 052</b>	-	-	-	<b>95</b>	<b>1 249</b>	<b>1 342</b>
	D	24	367	9 958	4 967	4 991	-	-	-	92	1 220	1 317
	E	2	9	132	71	61	-	-	-	3	29	25
Mesleki ve teknik	<b>A</b>	<b>29</b>	<b>297</b>	<b>8 170</b>	<b>5 156</b>	<b>3 014</b>	-	-	-	<b>92</b>	<b>1 796</b>	<b>1 055</b>
	D	28	291	8 046	5 121	2 925	-	-	-	90	1 785	1 018
	E	1	6	124	35	89	-	-	-	2	11	37
<b>TR712 Aksaray</b>	<b>A</b>	<b>62</b>	<b>617</b>	<b>16 131</b>	<b>8 756</b>	<b>7 375</b>	-	-	-	<b>164</b>	<b>2 938</b>	<b>2 175</b>
	D	44	513	14 336	7 838	6 498	-	-	-	138	2 530	1 911
	E	18	104	1 795	918	877	-	-	-	26	408	264
Genel	<b>A</b>	<b>36</b>	<b>370</b>	<b>9 792</b>	<b>4 800</b>	<b>4 992</b>	-	-	-	<b>99</b>	<b>1 536</b>	<b>1 436</b>
	D	21	285	8 252	4 014	4 238	-	-	-	77	1 184	1 201
	E	15	85	1 540	786	754	-	-	-	22	352	235
Mesleki ve teknik	<b>A</b>	<b>26</b>	<b>247</b>	<b>6 339</b>	<b>3 956</b>	<b>2 383</b>	-	-	-	<b>65</b>	<b>1 402</b>	<b>739</b>
	D	23	228	6 084	3 824	2 260	-	-	-	61	1 346	710
	E	3	19	255	132	123	-	-	-	4	56	29

2.8 Number of schools, divisions and students in secondary education by grade and settlement place according to Classification of Statistical Region Units Level 3 (continued)  
[Beginning of the educational year 2008/'09]

A. Total			D. City			E. Village					
Students by grade											
2. sınıf Grade 2			3. sınıf Grade 3			7. dönem ( 4. sınıf ) 7th semester ( Grade 4)					
Şube Division	Erkek Males	Kadın Females	Şube Division	Erkek Males	Kadın Females	Şube Division	Erkek Males	Kadın Females	SRE	Level 3	
<b>778</b>	<b>10 354</b>	<b>9 931</b>	<b>778</b>	<b>9 743</b>	<b>9 115</b>	<b>672</b>	<b>12 969</b>	<b>12 166</b>	<b>A</b>	Mersin TR622	
704	9 383	9 180	704	8 910	8 479	604	12 428	11 686	D		
74	971	751	74	833	636	68	541	480	E		
<b>486</b>	<b>5 903</b>	<b>6 683</b>	<b>514</b>	<b>6 012</b>	<b>6 673</b>	<b>464</b>	<b>8 957</b>	<b>8 778</b>	<b>A</b>	General	
453	5 669	6 378	479	5 750	6 384	431	8 757	8 568	D		
33	234	305	35	262	289	33	200	210	E		
<b>292</b>	<b>4 451</b>	<b>3 248</b>	<b>264</b>	<b>3 731</b>	<b>2 442</b>	<b>208</b>	<b>4 012</b>	<b>3 388</b>	<b>A</b>	Vocational and technical	
251	3 714	2 802	225	3 160	2 095	173	3 671	3 118	D		
41	737	446	39	571	347	35	341	270	E		
<b>584</b>	<b>8 958</b>	<b>7 734</b>	<b>563</b>	<b>7 596</b>	<b>6 864</b>	<b>465</b>	<b>9 097</b>	<b>8 785</b>	<b>A</b>	Hatay TR631	
470	7 077	6 547	464	6 214	5 960	385	8 150	8 048	D		
114	1 881	1 187	99	1 382	904	80	947	737	E		
<b>377</b>	<b>5 186</b>	<b>5 277</b>	<b>389</b>	<b>4 949</b>	<b>5 103</b>	<b>326</b>	<b>6 695</b>	<b>6 632</b>	<b>A</b>	General	
309	4 445	4 421	330	4 331	4 434	281	6 277	6 103	D		
68	741	856	59	618	669	45	418	529	E		
<b>207</b>	<b>3 772</b>	<b>2 457</b>	<b>174</b>	<b>2 647</b>	<b>1 761</b>	<b>139</b>	<b>2 402</b>	<b>2 153</b>	<b>A</b>	Vocational and technical	
161	2 632	2 126	134	1 883	1 526	104	1 873	1 945	D		
46	1 140	331	40	764	235	35	529	208	E		
<b>458</b>	<b>6 960</b>	<b>5 353</b>	<b>436</b>	<b>6 048</b>	<b>4 747</b>	<b>376</b>	<b>7 554</b>	<b>5 708</b>	<b>A</b>	Kahramanmaraş TR632	
387	6 097	4 914	368	5 286	4 283	311	7 006	5 348	D		
71	863	439	68	762	464	65	548	360	E		
<b>241</b>	<b>3 397</b>	<b>3 089</b>	<b>238</b>	<b>3 274</b>	<b>2 977</b>	<b>218</b>	<b>5 121</b>	<b>3 947</b>	<b>A</b>	General	
226	3 224	2 971	221	3 144	2 834	202	5 001	3 823	D		
15	173	118	17	130	143	16	120	124	E		
<b>217</b>	<b>3 563</b>	<b>2 264</b>	<b>198</b>	<b>2 774</b>	<b>1 770</b>	<b>158</b>	<b>2 433</b>	<b>1 761</b>	<b>A</b>	Vocational and technical	
161	2 873	1 943	147	2 142	1 449	109	2 005	1 525	D		
56	690	321	51	632	321	49	428	236	E		
<b>284</b>	<b>3 920</b>	<b>3 651</b>	<b>257</b>	<b>3 419</b>	<b>3 017</b>	<b>209</b>	<b>3 784</b>	<b>3 281</b>	<b>A</b>	Osmaniye TR633	
280	3 889	3 602	253	3 390	2 983	205	3 761	3 245	D		
4	31	49	4	29	34	4	23	36	E		
<b>176</b>	<b>1 999</b>	<b>2 363</b>	<b>169</b>	<b>2 103</b>	<b>2 167</b>	<b>158</b>	<b>2 809</b>	<b>2 486</b>	<b>A</b>	General	
172	1 968	2 314	165	2 074	2 133	154	2 786	2 450	D		
4	31	49	4	29	34	4	23	36	E		
<b>108</b>	<b>1 921</b>	<b>1 288</b>	<b>88</b>	<b>1 316</b>	<b>850</b>	<b>51</b>	<b>975</b>	<b>795</b>	<b>A</b>	Vocational and technical	
108	1 921	1 288	88	1 316	850	51	975	795	D		
-	-	-	-	-	-	-	-	-	E		
<b>177</b>	<b>2 344</b>	<b>1 903</b>	<b>169</b>	<b>2 236</b>	<b>1 713</b>	<b>140</b>	<b>2 569</b>	<b>2 053</b>	<b>A</b>	Kırıkkale TR711	
174	2 316	1 882	165	2 216	1 669	137	2 551	2 030	D		
3	28	21	4	20	44	3	18	23	E		
<b>96</b>	<b>1 027</b>	<b>1 117</b>	<b>97</b>	<b>1 191</b>	<b>1 154</b>	<b>88</b>	<b>1 571</b>	<b>1 439</b>	<b>A</b>	General	
94	1 009	1 111	95	1 180	1 135	86	1 558	1 428	D		
2	18	6	2	11	19	2	13	11	E		
<b>81</b>	<b>1 317</b>	<b>786</b>	<b>72</b>	<b>1 045</b>	<b>559</b>	<b>52</b>	<b>998</b>	<b>614</b>	<b>A</b>	Vocational and technical	
80	1 307	771	70	1 036	534	51	993	602	D		
1	10	15	2	9	25	1	5	12	E		
<b>155</b>	<b>1 841</b>	<b>1 706</b>	<b>154</b>	<b>1 653</b>	<b>1 488</b>	<b>144</b>	<b>2 324</b>	<b>2 006</b>	<b>A</b>	Aksaray TR712	
129	1 625	1 482	128	1 505	1 284	118	2 178	1 821	D		
26	216	224	26	148	204	26	146	185	E		
<b>88</b>	<b>847</b>	<b>1 068</b>	<b>94</b>	<b>861</b>	<b>1 017</b>	<b>89</b>	<b>1 556</b>	<b>1 471</b>	<b>A</b>	General	
66	659	872	72	738	833	70	1 433	1 332	D		
22	188	196	22	123	184	19	123	139	E		
<b>67</b>	<b>994</b>	<b>638</b>	<b>60</b>	<b>792</b>	<b>471</b>	<b>55</b>	<b>768</b>	<b>535</b>	<b>A</b>	Vocational and technical	
63	966	610	56	767	451	48	745	489	D		
4	28	28	4	25	20	7	23	46	E		

## 2.8 İstatistiki Bölge Birimleri Sınıflaması 3. düzey, yerleşim yeri ve sınıflara göre ortaöğretimde okul, şube ve öğrenci sayısı (devam)

[2008/'09 Öğretim yılı başı]

	A. Toplam	D. Şehir	E. Köy	Sınıflara göre öğrenci								
				Toplam			Hazırlık sınıfı			1. sınıf		
				Okul	Şube	Toplam	Erkek	Kadın	Şube	Erkek	Kadın	Şube
School	Division	Total	Males	Females	Division	Males	Females	Division	Males	Females		
<b>İBBS 3. Düzey</b>												
<b>TR713 Niğde</b>	<b>A</b>	<b>53</b>	<b>605</b>	<b>15 716</b>	<b>8 315</b>	<b>7 401</b>	-	-	-	<b>158</b>	<b>2 784</b>	<b>2 173</b>
	D	44	531	14 434	7 619	6 815	-	-	-	141	2 489	1 994
	E	9	74	1 282	696	586	-	-	-	17	295	179
Genel	<b>A</b>	<b>24</b>	<b>326</b>	<b>8 654</b>	<b>4 360</b>	<b>4 294</b>	-	-	-	<b>82</b>	<b>1 282</b>	<b>1 136</b>
	D	18	270	7 668	3 846	3 822	-	-	-	69	1 049	1 004
	E	6	56	986	514	472	-	-	-	13	233	132
Mesleki ve teknik	<b>A</b>	<b>29</b>	<b>279</b>	<b>7 062</b>	<b>3 955</b>	<b>3 107</b>	-	-	-	<b>76</b>	<b>1 502</b>	<b>1 037</b>
	D	26	261	6 766	3 773	2 993	-	-	-	72	1 440	990
	E	3	18	296	182	114	-	-	-	4	62	47
<b>TR714 Nevşehir</b>	<b>A</b>	<b>53</b>	<b>598</b>	<b>13 773</b>	<b>7 173</b>	<b>6 600</b>	-	-	-	<b>156</b>	<b>2 339</b>	<b>1 949</b>
	D	46	530	12 573	6 534	6 039	-	-	-	142	2 139	1 792
	E	7	68	1 200	639	561	-	-	-	14	200	157
Genel	<b>A</b>	<b>25</b>	<b>315</b>	<b>7 597</b>	<b>3 572</b>	<b>4 025</b>	-	-	-	<b>71</b>	<b>876</b>	<b>991</b>
	D	19	260	6 649	3 105	3 544	-	-	-	60	741	858
	E	6	55	948	467	481	-	-	-	11	135	133
Mesleki ve teknik	<b>A</b>	<b>28</b>	<b>283</b>	<b>6 176</b>	<b>3 601</b>	<b>2 575</b>	-	-	-	<b>85</b>	<b>1 463</b>	<b>958</b>
	D	27	270	5 924	3 429	2 495	-	-	-	82	1 398	934
	E	1	13	252	172	80	-	-	-	3	65	24
<b>TR715 Kırşehir</b>	<b>A</b>	<b>45</b>	<b>532</b>	<b>13 197</b>	<b>7 056</b>	<b>6 141</b>	-	-	-	<b>129</b>	<b>2 089</b>	<b>1 696</b>
	D	43	516	12 774	6 859	5 915	-	-	-	126	2 036	1 650
	E	2	16	423	197	226	-	-	-	3	53	46
Genel	<b>A</b>	<b>21</b>	<b>316</b>	<b>8 434</b>	<b>4 172</b>	<b>4 262</b>	-	-	-	<b>65</b>	<b>917</b>	<b>979</b>
	D	19	300	8 011	3 975	4 036	-	-	-	62	864	933
	E	2	16	423	197	226	-	-	-	3	53	46
Mesleki ve teknik	<b>A</b>	<b>24</b>	<b>216</b>	<b>4 763</b>	<b>2 884</b>	<b>1 879</b>	-	-	-	<b>64</b>	<b>1 172</b>	<b>717</b>
	D	24	216	4 763	2 884	1 879	-	-	-	64	1 172	717
	E	-	-	-	-	-	-	-	-	-	-	-
<b>TR721 Kayseri</b>	<b>A</b>	<b>163</b>	<b>2 261</b>	<b>67 992</b>	<b>36 131</b>	<b>31 861</b>	<b>3</b>	<b>48</b>	<b>24</b>	<b>629</b>	<b>11 466</b>	<b>9 286</b>
	D	146	2 111	64 872	34 632	30 240	3	48	24	593	10 922	8 808
	E	17	150	3 120	1 499	1 621	-	-	-	36	544	478
Genel	<b>A</b>	<b>84</b>	<b>1 325</b>	<b>41 483</b>	<b>20 415</b>	<b>21 068</b>	<b>3</b>	<b>48</b>	<b>24</b>	<b>359</b>	<b>5 851</b>	<b>5 941</b>
	D	69	1 195	38 562	19 010	19 552	3	48	24	327	5 343	5 489
	E	15	130	2 921	1 405	1 516	-	-	-	32	508	452
Mesleki ve teknik	<b>A</b>	<b>79</b>	<b>936</b>	<b>26 509</b>	<b>15 716</b>	<b>10 793</b>	-	-	-	<b>270</b>	<b>5 615</b>	<b>3 345</b>
	D	77	916	26 310	15 622	10 688	-	-	-	266	5 579	3 319
	E	2	20	199	94	105	-	-	-	4	36	26
<b>TR722 Sivas</b>	<b>A</b>	<b>96</b>	<b>1 256</b>	<b>34 434</b>	<b>19 211</b>	<b>15 223</b>	-	-	-	<b>352</b>	<b>6 509</b>	<b>4 400</b>
	D	88	1 192	33 429	18 679	14 750	-	-	-	337	6 321	4 237
	E	8	64	1 005	532	473	-	-	-	15	188	163
Genel	<b>A</b>	<b>44</b>	<b>685</b>	<b>20 192</b>	<b>10 836</b>	<b>9 356</b>	-	-	-	<b>174</b>	<b>3 229</b>	<b>2 325</b>
	D	37	633	19 355	10 433	8 922	-	-	-	161	3 076	2 170
	E	7	52	837	403	434	-	-	-	13	153	155
Mesleki ve teknik	<b>A</b>	<b>52</b>	<b>571</b>	<b>14 242</b>	<b>8 375</b>	<b>5 867</b>	-	-	-	<b>178</b>	<b>3 280</b>	<b>2 075</b>
	D	51	559	14 074	8 246	5 828	-	-	-	176	3 245	2 067
	E	1	12	168	129	39	-	-	-	2	35	8
<b>TR723 Yozgat</b>	<b>A</b>	<b>92</b>	<b>970</b>	<b>23 126</b>	<b>13 080</b>	<b>10 046</b>	-	-	-	<b>250</b>	<b>4 335</b>	<b>2 902</b>
	D	81	913	22 168	12 458	9 710	-	-	-	236	4 160	2 793
	E	11	57	958	622	336	-	-	-	14	175	109
Genel	<b>A</b>	<b>38</b>	<b>457</b>	<b>11 386</b>	<b>6 321</b>	<b>5 065</b>	-	-	-	<b>101</b>	<b>1 572</b>	<b>1 172</b>
	D	29	420	10 854	6 016	4 838	-	-	-	92	1 486	1 097
	E	9	37	532	305	227	-	-	-	9	86	75
Mesleki ve teknik	<b>A</b>	<b>54</b>	<b>513</b>	<b>11 740</b>	<b>6 759</b>	<b>4 981</b>	-	-	-	<b>149</b>	<b>2 763</b>	<b>1 730</b>
	D	52	493	11 314	6 442	4 872	-	-	-	144	2 674	1 696
	E	2	20	426	317	109	-	-	-	5	89	34
<b>TR811 Zonguldak</b>	<b>A</b>	<b>94</b>	<b>1 242</b>	<b>32 263</b>	<b>17 565</b>	<b>14 698</b>	-	-	-	<b>299</b>	<b>5 035</b>	<b>3 935</b>
	D	64	948	26 616	14 620	11 996	-	-	-	233	4 047	3 105
	E	30	294	5 647	2 945	2 702	-	-	-	66	988	830
Genel	<b>A</b>	<b>38</b>	<b>658</b>	<b>17 585</b>	<b>8 282</b>	<b>9 303</b>	-	-	-	<b>142</b>	<b>1 892</b>	<b>2 259</b>
	D	24	483	14 213	6 843	7 370	-	-	-	104	1 404	1 670
	E	14	175	3 372	1 439	1 933	-	-	-	38	488	589
Mesleki ve teknik	<b>A</b>	<b>56</b>	<b>584</b>	<b>14 678</b>	<b>9 283</b>	<b>5 395</b>	-	-	-	<b>157</b>	<b>3 143</b>	<b>1 676</b>
	D	40	465	12 403	7 777	4 626	-	-	-	129	2 643	1 435
	E	16	119	2 275	1 506	769	-	-	-	28	500	241

2.8 Number of schools, divisions and students in secondary education by grade and settlement place according to Classification of Statistical Region Units Level 3 (continued)  
[Beginning of the educational year 2008/'09]

A. Total			D. City			E. Village				
Students by grade										
2. sınıf Grade 2			3. sınıf Grade 3			7. dönem ( 4. sınıf ) 7th semester ( Grade 4)				
Şube Division	Erkek Males	Kadın Females	Şube Division	Erkek Males	Kadın Females	Şube Division	Erkek Males	Kadın Females	SRE	Level 3
<b>153</b>	<b>1 822</b>	<b>1 755</b>	<b>159</b>	<b>1 650</b>	<b>1 577</b>	<b>135</b>	<b>2 059</b>	<b>1 896</b>	<b>A</b>	Niğde TR713
133	1 694	1 583	140	1 502	1 451	117	1 934	1 787	D	
20	128	172	19	148	126	18	125	109	E	
<b>77</b>	<b>793</b>	<b>924</b>	<b>86</b>	<b>859</b>	<b>998</b>	<b>81</b>	<b>1 426</b>	<b>1 236</b>	<b>A</b>	General
62	692	795	71	762	887	68	1 343	1 136	D	
15	101	129	15	97	111	13	83	100	E	
<b>76</b>	<b>1 029</b>	<b>831</b>	<b>73</b>	<b>791</b>	<b>579</b>	<b>54</b>	<b>633</b>	<b>660</b>	<b>A</b>	Vocational and technical
71	1 002	788	69	740	564	49	591	651	D	
5	27	43	4	51	15	5	42	9	E	
<b>155</b>	<b>1 604</b>	<b>1 641</b>	<b>150</b>	<b>1 542</b>	<b>1 422</b>	<b>137</b>	<b>1 688</b>	<b>1 588</b>	<b>A</b>	Nevşehir TR714
140	1 449	1 523	131	1 385	1 258	117	1 561	1 466	D	
15	155	118	19	157	164	20	127	122	E	
<b>81</b>	<b>712</b>	<b>945</b>	<b>81</b>	<b>787</b>	<b>903</b>	<b>82</b>	<b>1 197</b>	<b>1 186</b>	<b>A</b>	General
69	611	848	65	665	762	66	1 088	1 076	D	
12	101	97	16	122	141	16	109	110	E	
<b>74</b>	<b>892</b>	<b>696</b>	<b>69</b>	<b>755</b>	<b>519</b>	<b>55</b>	<b>491</b>	<b>402</b>	<b>A</b>	Vocational and technical
71	838	675	66	720	496	51	473	390	D	
3	54	21	3	35	23	4	18	12	E	
<b>137</b>	<b>1 675</b>	<b>1 558</b>	<b>144</b>	<b>1 557</b>	<b>1 428</b>	<b>122</b>	<b>1 735</b>	<b>1 459</b>	<b>A</b>	Kırşehir TR715
133	1 633	1 500	139	1 494	1 360	118	1 696	1 405	D	
4	42	58	5	63	68	4	39	54	E	
<b>81</b>	<b>912</b>	<b>1 025</b>	<b>85</b>	<b>914</b>	<b>1 048</b>	<b>85</b>	<b>1 429</b>	<b>1 210</b>	<b>A</b>	General
77	870	967	80	851	980	81	1 390	1 156	D	
4	42	58	5	63	68	4	39	54	E	
<b>56</b>	<b>763</b>	<b>533</b>	<b>59</b>	<b>643</b>	<b>380</b>	<b>37</b>	<b>306</b>	<b>249</b>	<b>A</b>	Vocational and technical
56	763	533	59	643	380	37	306	249	D	
-	-	-	-	-	-	-	-	-	E	
<b>580</b>	<b>8 056</b>	<b>7 261</b>	<b>568</b>	<b>7 259</b>	<b>6 447</b>	<b>481</b>	<b>9 302</b>	<b>8 843</b>	<b>A</b>	Kayseri TR721
539	7 712	6 838	528	6 863	6 077	448	9 087	8 493	D	
41	344	423	40	396	370	33	215	350	E	
<b>330</b>	<b>4 019</b>	<b>4 631</b>	<b>327</b>	<b>4 198</b>	<b>4 424</b>	<b>306</b>	<b>6 299</b>	<b>6 048</b>	<b>A</b>	General
294	3 695	4 237	293	3 822	4 079	278	6 102	5 723	D	
36	324	394	34	376	345	28	197	325	E	
<b>250</b>	<b>4 037</b>	<b>2 630</b>	<b>241</b>	<b>3 061</b>	<b>2 023</b>	<b>175</b>	<b>3 003</b>	<b>2 795</b>	<b>A</b>	Vocational and technical
245	4 017	2 601	235	3 041	1 998	170	2 985	2 770	D	
5	20	29	6	20	25	5	18	25	E	
<b>328</b>	<b>4 253</b>	<b>3 590</b>	<b>314</b>	<b>3 735</b>	<b>3 259</b>	<b>262</b>	<b>4 714</b>	<b>3 974</b>	<b>A</b>	Sivas TR722
313	4 124	3 493	296	3 605	3 141	246	4 629	3 879	D	
15	129	97	18	130	118	16	85	95	E	
<b>174</b>	<b>2 121</b>	<b>2 078</b>	<b>176</b>	<b>2 077</b>	<b>2 109</b>	<b>161</b>	<b>3 409</b>	<b>2 844</b>	<b>A</b>	General
162	2 022	1 989	162	1 989	2 007	148	3 346	2 756	D	
12	99	89	14	88	102	13	63	88	E	
<b>154</b>	<b>2 132</b>	<b>1 512</b>	<b>138</b>	<b>1 658</b>	<b>1 150</b>	<b>101</b>	<b>1 305</b>	<b>1 130</b>	<b>A</b>	Vocational and technical
151	2 102	1 504	134	1 616	1 134	98	1 283	1 123	D	
3	30	8	4	42	16	3	22	7	E	
<b>255</b>	<b>2 925</b>	<b>2 455</b>	<b>250</b>	<b>2 674</b>	<b>2 162</b>	<b>215</b>	<b>3 146</b>	<b>2 527</b>	<b>A</b>	Yozgat TR723
241	2 777	2 370	235	2 528	2 084	201	2 993	2 463	D	
14	148	85	15	146	78	14	153	64	E	
<b>113</b>	<b>1 186</b>	<b>1 115</b>	<b>128</b>	<b>1 363</b>	<b>1 168</b>	<b>115</b>	<b>2 200</b>	<b>1 610</b>	<b>A</b>	General
103	1 098	1 051	118	1 285	1 121	107	2 147	1 569	D	
10	88	64	10	78	47	8	53	41	E	
<b>142</b>	<b>1 739</b>	<b>1 340</b>	<b>122</b>	<b>1 311</b>	<b>994</b>	<b>100</b>	<b>946</b>	<b>917</b>	<b>A</b>	Vocational and technical
138	1 679	1 319	117	1 243	963	94	846	894	D	
4	60	21	5	68	31	6	100	23	E	
<b>316</b>	<b>3 882</b>	<b>3 398</b>	<b>346</b>	<b>3 853</b>	<b>3 139</b>	<b>281</b>	<b>4 795</b>	<b>4 226</b>	<b>A</b>	Zonguldak TR811
239	3 096	2 696	263	3 161	2 533	213	4 316	3 662	D	
77	786	702	83	692	606	68	479	564	E	
<b>165</b>	<b>1 555</b>	<b>2 091</b>	<b>188</b>	<b>1 779</b>	<b>2 000</b>	<b>163</b>	<b>3 056</b>	<b>2 953</b>	<b>A</b>	General
121	1 196	1 618	136	1 428	1 542	122	2 815	2 540	D	
44	359	473	52	351	458	41	241	413	E	
<b>151</b>	<b>2 327</b>	<b>1 307</b>	<b>158</b>	<b>2 074</b>	<b>1 139</b>	<b>118</b>	<b>1 739</b>	<b>1 273</b>	<b>A</b>	Vocational and technical
118	1 900	1 078	127	1 733	991	91	1 501	1 122	D	
33	427	229	31	341	148	27	238	151	E	

## 2.8 İstatistiki Bölge Birimleri Sınıflaması 3. düzey, yerleşim yeri ve sınıflara göre ortaöğretimde okul, şube ve öğrenci sayısı (devam)

[2008/'09 Öğretim yılı başı]

	A. Toplam	D. Şehir	E. Köy	Sınıflara göre öğrenci								
				Toplam			Hazırlık sınıfı			1. sınıf		
				Okul	Şube	Toplam	Şube	Erkek	Kadın	Şube	Erkek	Kadın
School	Division	Total	Males	Females	Division	Males	Females	Division	Males	Females		
<b>İBBS 3. Düzey</b>												
<b>TR812 Karabük</b>	<b>A</b>	<b>44</b>	<b>533</b>	<b>12 538</b>	<b>6 641</b>	<b>5 897</b>	-	-	-	<b>132</b>	<b>2 025</b>	<b>1 627</b>
	D	42	514	12 290	6 515	5 775	-	-	-	128	1 968	1 589
	E	2	19	248	126	122	-	-	-	4	57	38
Genel	<b>A</b>	<b>21</b>	<b>270</b>	<b>6 855</b>	<b>3 279</b>	<b>3 576</b>	-	-	-	<b>61</b>	<b>802</b>	<b>849</b>
	D	20	261	6 710	3 207	3 503	-	-	-	59	770	827
	E	1	9	145	72	73	-	-	-	2	32	22
Mesleki ve teknik	<b>A</b>	<b>23</b>	<b>263</b>	<b>5 683</b>	<b>3 362</b>	<b>2 321</b>	-	-	-	<b>71</b>	<b>1 223</b>	<b>778</b>
	D	22	253	5 580	3 308	2 272	-	-	-	69	1 198	762
	E	1	10	103	54	49	-	-	-	2	25	16
<b>TR813 Bartın</b>	<b>A</b>	<b>35</b>	<b>408</b>	<b>8 894</b>	<b>4 826</b>	<b>4 068</b>	-	-	-	<b>89</b>	<b>1 468</b>	<b>1 100</b>
	D	29	349	8 084	4 359	3 725	-	-	-	79	1 291	987
	E	6	59	810	467	343	-	-	-	10	177	113
Genel	<b>A</b>	<b>9</b>	<b>138</b>	<b>3 495</b>	<b>1 593</b>	<b>1 902</b>	-	-	-	<b>31</b>	<b>379</b>	<b>476</b>
	D	9	138	3 495	1 593	1 902	-	-	-	31	379	476
	E	-	-	-	-	-	-	-	-	-	-	-
Mesleki ve teknik	<b>A</b>	<b>26</b>	<b>270</b>	<b>5 399</b>	<b>3 233</b>	<b>2 166</b>	-	-	-	<b>58</b>	<b>1 089</b>	<b>624</b>
	D	20	211	4 589	2 766	1 823	-	-	-	48	912	511
	E	6	59	810	467	343	-	-	-	10	177	113
<b>TR821 Kastamonu</b>	<b>A</b>	<b>77</b>	<b>753</b>	<b>17 219</b>	<b>9 554</b>	<b>7 665</b>	-	-	-	<b>167</b>	<b>2 703</b>	<b>1 964</b>
	D	75	737	16 916	9 528	7 388	-	-	-	163	2 697	1 856
	E	2	16	303	26	277	-	-	-	4	6	108
Genel	<b>A</b>	<b>29</b>	<b>332</b>	<b>8 126</b>	<b>3 844</b>	<b>4 282</b>	-	-	-	<b>65</b>	<b>797</b>	<b>945</b>
	D	28	325	8 057	3 818	4 239	-	-	-	64	791	930
	E	1	7	69	26	43	-	-	-	1	6	15
Mesleki ve teknik	<b>A</b>	<b>48</b>	<b>421</b>	<b>9 093</b>	<b>5 710</b>	<b>3 383</b>	-	-	-	<b>102</b>	<b>1 906</b>	<b>1 019</b>
	D	47	412	8 859	5 710	3 149	-	-	-	99	1 906	926
	E	1	9	234		234	-	-	-	3	-	93
<b>TR822 Çankırı</b>	<b>A</b>	<b>44</b>	<b>472</b>	<b>9 241</b>	<b>5 338</b>	<b>3 903</b>	-	-	-	<b>106</b>	<b>1 664</b>	<b>1 132</b>
	D	44	472	9 241	5 338	3 903	-	-	-	106	1 664	1 132
	E	-	-	-	-	-	-	-	-	-	-	-
Genel	<b>A</b>	<b>13</b>	<b>164</b>	<b>3 589</b>	<b>1 831</b>	<b>1 758</b>	-	-	-	<b>33</b>	<b>442</b>	<b>407</b>
	D	13	164	3 589	1 831	1 758	-	-	-	33	442	407
	E	-	-	-	-	-	-	-	-	-	-	-
Mesleki ve teknik	<b>A</b>	<b>31</b>	<b>308</b>	<b>5 652</b>	<b>3 507</b>	<b>2 145</b>	-	-	-	<b>73</b>	<b>1 222</b>	<b>725</b>
	D	31	308	5 652	3 507	2 145	-	-	-	73	1 222	725
	E	-	-	-	-	-	-	-	-	-	-	-
<b>TR823 Sinop</b>	<b>A</b>	<b>55</b>	<b>497</b>	<b>10 362</b>	<b>5 527</b>	<b>4 835</b>	-	-	-	<b>116</b>	<b>1 577</b>	<b>1 242</b>
	D	52	467	9 893	5 245	4 648	-	-	-	110	1 473	1 184
	E	3	30	469	282	187	-	-	-	6	104	58
Genel	<b>A</b>	<b>19</b>	<b>234</b>	<b>5 347</b>	<b>2 367</b>	<b>2 980</b>	-	-	-	<b>45</b>	<b>545</b>	<b>614</b>
	D	17	217	5 081	2 220	2 861	-	-	-	41	491	572
	E	2	17	266	147	119	-	-	-	4	54	42
Mesleki ve teknik	<b>A</b>	<b>36</b>	<b>263</b>	<b>5 015</b>	<b>3 160</b>	<b>1 855</b>	-	-	-	<b>71</b>	<b>1 032</b>	<b>628</b>
	D	35	250	4 812	3 025	1 787	-	-	-	69	982	612
	E	1	13	203	135	68	-	-	-	2	50	16
<b>TR831 Samsun</b>	<b>A</b>	<b>140</b>	<b>2 281</b>	<b>67 187</b>	<b>34 879</b>	<b>32 308</b>	<b>4</b>	<b>47</b>	<b>43</b>	<b>621</b>	<b>10 907</b>	<b>8 948</b>
	D	130	2 169	64 910	33 637	31 273	4	47	43	592	10 457	8 620
	E	10	112	2 277	1 242	1 035	-	-	-	29	450	328
Genel	<b>A</b>	<b>62</b>	<b>1 290</b>	<b>38 373</b>	<b>18 579</b>	<b>19 794</b>	<b>4</b>	<b>47</b>	<b>43</b>	<b>329</b>	<b>5 121</b>	<b>4 891</b>
	D	55	1 224	36 973	17 792	19 181	4	47	43	312	4 858	4 708
	E	7	66	1 400	787	613	-	-	-	17	263	183
Mesleki ve teknik	<b>A</b>	<b>78</b>	<b>991</b>	<b>28 814</b>	<b>16 300</b>	<b>12 514</b>	-	-	-	<b>292</b>	<b>5 786</b>	<b>4 057</b>
	D	75	945	27 937	15 845	12 092	-	-	-	280	5 599	3 912
	E	3	46	877	455	422	-	-	-	12	187	145

2.8 Number of schools, divisions and students in secondary education by grade and settlement place according to Classification of Statistical Region Units Level 3 (continued)  
[Beginning of the educational year 2008/'09]

A. Total			D. City			E. Village				
Students by grade										
2. sınıf Grade 2			3. sınıf Grade 3			7. dönem ( 4. sınıf ) 7th semester ( Grade 4)				
Şube Division	Erkek Males	Kadın Females	Şube Division	Erkek Males	Kadın Females	Şube Division	Erkek Males	Kadın Females	SRE	Level 3
<b>141</b>	<b>1 490</b>	<b>1 320</b>	<b>140</b>	<b>1 474</b>	<b>1 305</b>	<b>120</b>	<b>1 652</b>	<b>1 645</b>	<b>A</b>	Karabük TR812
135	1 463	1 285	136	1 456	1 283	115	1 628	1 618	D	
6	27	35	4	18	22	5	24	27	E	
<b>73</b>	<b>646</b>	<b>751</b>	<b>69</b>	<b>699</b>	<b>798</b>	<b>67</b>	<b>1 132</b>	<b>1 178</b>	<b>A</b>	General
70	628	731	67	689	785	65	1 120	1 160	D	
3	18	20	2	10	13	2	12	18	E	
<b>68</b>	<b>844</b>	<b>569</b>	<b>71</b>	<b>775</b>	<b>507</b>	<b>53</b>	<b>520</b>	<b>467</b>	<b>A</b>	Vocational and technical
65	835	554	69	767	498	50	508	458	D	
3	9	15	2	8	9	3	12	9	E	
<b>109</b>	<b>1 104</b>	<b>982</b>	<b>112</b>	<b>1 011</b>	<b>869</b>	<b>98</b>	<b>1 243</b>	<b>1 117</b>	<b>A</b>	Bartın TR813
92	991	896	96	903	784	82	1 174	1 058	D	
17	113	86	16	108	85	16	69	59	E	
<b>38</b>	<b>315</b>	<b>421</b>	<b>37</b>	<b>268</b>	<b>345</b>	<b>32</b>	<b>631</b>	<b>660</b>	<b>A</b>	General
38	315	421	37	268	345	32	631	660	D	
-	-	-	-	-	-	-	-	-	E	
<b>71</b>	<b>789</b>	<b>561</b>	<b>75</b>	<b>743</b>	<b>524</b>	<b>66</b>	<b>612</b>	<b>457</b>	<b>A</b>	Vocational and technical
54	676	475	59	635	439	50	543	398	D	
17	113	86	16	108	85	16	69	59	E	
<b>199</b>	<b>2 216</b>	<b>1 752</b>	<b>195</b>	<b>1 951</b>	<b>1 600</b>	<b>192</b>	<b>2 684</b>	<b>2 349</b>	<b>A</b>	Kastamonu TR821
195	2 206	1 677	191	1 947	1 537	188	2 678	2 318	D	
4	10	75	4	4	63	4	6	31	E	
<b>84</b>	<b>681</b>	<b>858</b>	<b>91</b>	<b>700</b>	<b>860</b>	<b>92</b>	<b>1 666</b>	<b>1 619</b>	<b>A</b>	General
82	671	848	89	696	851	90	1 660	1 610	D	
2	10	10	2	4	9	2	6	9	E	
<b>115</b>	<b>1 535</b>	<b>894</b>	<b>104</b>	<b>1 251</b>	<b>740</b>	<b>100</b>	<b>1 018</b>	<b>730</b>	<b>A</b>	Vocational and technical
113	1 535	829	102	1 251	686	98	1 018	708	D	
2	-	65	2	-	54	2	-	22	E	
<b>121</b>	<b>1 329</b>	<b>974</b>	<b>123</b>	<b>1 112</b>	<b>779</b>	<b>122</b>	<b>1 233</b>	<b>1 018</b>	<b>A</b>	Çankırı TR822
121	1 329	974	123	1 112	779	122	1 233	1 018	D	
-	-	-	-	-	-	-	-	-	E	
<b>45</b>	<b>392</b>	<b>409</b>	<b>43</b>	<b>351</b>	<b>359</b>	<b>43</b>	<b>646</b>	<b>583</b>	<b>A</b>	General
45	392	409	43	351	359	43	646	583	D	
-	-	-	-	-	-	-	-	-	E	
<b>76</b>	<b>937</b>	<b>565</b>	<b>80</b>	<b>761</b>	<b>420</b>	<b>79</b>	<b>587</b>	<b>435</b>	<b>A</b>	Vocational and technical
76	937	565	80	761	420	79	587	435	D	
-	-	-	-	-	-	-	-	-	E	
<b>128</b>	<b>1 236</b>	<b>1 089</b>	<b>135</b>	<b>1 207</b>	<b>1 068</b>	<b>118</b>	<b>1 507</b>	<b>1 436</b>	<b>A</b>	Sinop TR823
120	1 174	1 032	126	1 144	1 029	111	1 454	1 403	D	
8	62	57	9	63	39	7	53	33	E	
<b>57</b>	<b>443</b>	<b>628</b>	<b>67</b>	<b>481</b>	<b>619</b>	<b>65</b>	<b>898</b>	<b>1 119</b>	<b>A</b>	General
53	409	588	62	451	599	61	869	1 102	D	
4	34	40	5	30	20	4	29	17	E	
<b>71</b>	<b>793</b>	<b>461</b>	<b>68</b>	<b>726</b>	<b>449</b>	<b>53</b>	<b>609</b>	<b>317</b>	<b>A</b>	Vocational and technical
67	765	444	64	693	430	50	585	301	D	
4	28	17	4	33	19	3	24	16	E	
<b>583</b>	<b>7 929</b>	<b>7 240</b>	<b>578</b>	<b>6 925</b>	<b>6 456</b>	<b>495</b>	<b>9 071</b>	<b>9 621</b>	<b>A</b>	Samsun TR831
554	7 628	6 974	551	6 676	6 213	468	8 829	9 423	D	
29	301	266	27	249	243	27	242	198	E	
<b>323</b>	<b>3 730</b>	<b>4 205</b>	<b>329</b>	<b>3 584</b>	<b>4 094</b>	<b>305</b>	<b>6 097</b>	<b>6 561</b>	<b>A</b>	General
306	3 537	4 064	314	3 411	3 947	288	5 939	6 419	D	
17	193	141	15	173	147	17	158	142	E	
<b>260</b>	<b>4 199</b>	<b>3 035</b>	<b>249</b>	<b>3 341</b>	<b>2 362</b>	<b>190</b>	<b>2 974</b>	<b>3 060</b>	<b>A</b>	Vocational and technical
248	4 091	2 910	237	3 265	2 266	180	2 890	3 004	D	
12	108	125	12	76	96	10	84	56	E	



## 2.8 İstatistik Bölge Birimleri Sınıflaması 3. düzey, yerleşim yeri ve sınıflara göre ortaöğretimde okul, şube ve öğrenci sayısı (devam)

[2008/'09 Öğretim yılı başı]

	A. Toplam	D. Şehir	E. Köy	Sınıflara göre öğrenci								
				Toplam			Hazırlık sınıfı			1. sınıf		
				Total			Preparatory class			Grade 1		
				Okul	Şube	Toplam	Erkek	Kadın	Şube	Erkek	Kadın	Şube
School	Division	Total	Males	Females	Division	Males	Females	Division	Males	Females		
<b>İBBS 3. Düzey</b>												
<b>TR832 Tokat</b>	<b>A</b>	<b>94</b>	<b>1 173</b>	<b>32 100</b>	<b>17 925</b>	<b>14 175</b>	-	-	-	<b>314</b>	<b>5 660</b>	<b>4 047</b>
	D	90	1 154	31 769	17 735	14 034	-	-	-	309	5 593	4 006
	E	4	19	331	190	141	-	-	-	5	67	41
Genel	<b>A</b>	<b>34</b>	<b>590</b>	<b>16 757</b>	<b>8 470</b>	<b>8 287</b>	-	-	-	<b>133</b>	<b>2 035</b>	<b>2 007</b>
	D	33	586	16 703	8 442	8 261	-	-	-	132	2 023	2 000
	E	1	4	54	28	26	-	-	-	1	12	7
Mesleki ve teknik	<b>A</b>	<b>60</b>	<b>583</b>	<b>15 343</b>	<b>9 455</b>	<b>5 888</b>	-	-	-	<b>181</b>	<b>3 625</b>	<b>2 040</b>
	D	57	568	15 066	9 293	5 773	-	-	-	177	3 570	2 006
	E	3	15	277	162	115	-	-	-	4	55	34
<b>TR833 Çorum</b>	<b>A</b>	<b>76</b>	<b>1 050</b>	<b>27 396</b>	<b>14 824</b>	<b>12 572</b>	-	-	-	<b>268</b>	<b>4 521</b>	<b>3 477</b>
	D	74	1 029	27 081	14 650	12 431	-	-	-	263	4 460	3 448
	E	2	21	315	174	141	-	-	-	5	61	29
Genel	<b>A</b>	<b>35</b>	<b>586</b>	<b>16 273</b>	<b>8 189</b>	<b>8 084</b>	-	-	-	<b>132</b>	<b>1 936</b>	<b>1 933</b>
	D	35	586	16 273	8 189	8 084	-	-	-	132	1 936	1 933
	E	-	-	-	-	-	-	-	-	-	-	-
Mesleki ve teknik	<b>A</b>	<b>41</b>	<b>464</b>	<b>11 123</b>	<b>6 635</b>	<b>4 488</b>	-	-	-	<b>136</b>	<b>2 585</b>	<b>1 544</b>
	D	39	443	10 808	6 461	4 347	-	-	-	131	2 524	1 515
	E	2	21	315	174	141	-	-	-	5	61	29
<b>TR834 Amasya</b>	<b>A</b>	<b>65</b>	<b>775</b>	<b>18 697</b>	<b>10 057</b>	<b>8 640</b>	-	-	-	<b>206</b>	<b>3 031</b>	<b>2 407</b>
	D	62	754	18 196	9 693	8 503	-	-	-	200	2 913	2 373
	E	3	21	501	364	137	-	-	-	6	118	34
Genel	<b>A</b>	<b>20</b>	<b>334</b>	<b>8 685</b>	<b>4 405</b>	<b>4 280</b>	-	-	-	<b>78</b>	<b>997</b>	<b>970</b>
	D	19	327	8 523	4 313	4 210	-	-	-	76	965	953
	E	1	7	162	92	70	-	-	-	2	32	17
Mesleki ve teknik	<b>A</b>	<b>45</b>	<b>441</b>	<b>10 012</b>	<b>5 652</b>	<b>4 360</b>	-	-	-	<b>128</b>	<b>2 034</b>	<b>1 437</b>
	D	43	427	9 673	5 380	4 293	-	-	-	124	1 948	1 420
	E	2	14	339	272	67	-	-	-	4	86	17
<b>TR901 Trabzon</b>	<b>A</b>	<b>126</b>	<b>1 753</b>	<b>47 179</b>	<b>24 984</b>	<b>22 195</b>	-	-	-	<b>447</b>	<b>7 260</b>	<b>5 750</b>
	D	104	1 564	43 872	23 173	20 699	-	-	-	401	6 618	5 305
	E	22	189	3 307	1 811	1 496	-	-	-	46	642	445
Genel	<b>A</b>	<b>53</b>	<b>887</b>	<b>24 432</b>	<b>12 102</b>	<b>12 330</b>	-	-	-	<b>201</b>	<b>2 941</b>	<b>2 865</b>
	D	39	787	22 886	11 336	11 550	-	-	-	177	2 690	2 643
	E	14	100	1 546	766	780	-	-	-	24	251	222
Mesleki ve teknik	<b>A</b>	<b>73</b>	<b>866</b>	<b>22 747</b>	<b>12 882</b>	<b>9 865</b>	-	-	-	<b>246</b>	<b>4 319</b>	<b>2 885</b>
	D	65	777	20 986	11 837	9 149	-	-	-	224	3 928	2 662
	E	8	89	1 761	1 045	716	-	-	-	22	391	223
<b>TR902 Ordu</b>	<b>A</b>	<b>98</b>	<b>1 407</b>	<b>35 256</b>	<b>18 902</b>	<b>16 354</b>	-	-	-	<b>346</b>	<b>5 830</b>	<b>4 474</b>
	D	82	1 216	31 939	17 142	14 797	-	-	-	313	5 347	4 104
	E	16	191	3 317	1 760	1 557	-	-	-	33	483	370
Genel	<b>A</b>	<b>44</b>	<b>696</b>	<b>17 493</b>	<b>8 497</b>	<b>8 996</b>	-	-	-	<b>151</b>	<b>2 081</b>	<b>2 024</b>
	D	36	585	15 304	7 420	7 884	-	-	-	133	1 817	1 788
	E	8	111	2 189	1 077	1 112	-	-	-	18	264	236
Mesleki ve teknik	<b>A</b>	<b>54</b>	<b>711</b>	<b>17 763</b>	<b>10 405</b>	<b>7 358</b>	-	-	-	<b>195</b>	<b>3 749</b>	<b>2 450</b>
	D	46	631	16 635	9 722	6 913	-	-	-	180	3 530	2 316
	E	8	80	1 128	683	445	-	-	-	15	219	134
<b>TR903 Giresun</b>	<b>A</b>	<b>93</b>	<b>1 030</b>	<b>24 890</b>	<b>13 496</b>	<b>11 394</b>	-	-	-	<b>240</b>	<b>4 062</b>	<b>3 075</b>
	D	90	1 008	24 650	13 373	11 277	-	-	-	236	4 022	3 037
	E	3	22	240	123	117	-	-	-	4	40	38
Genel	<b>A</b>	<b>28</b>	<b>422</b>	<b>10 748</b>	<b>5 326</b>	<b>5 422</b>	-	-	-	<b>83</b>	<b>1 239</b>	<b>1 232</b>
	D	26	412	10 634	5 261	5 373	-	-	-	81	1 216	1 214
	E	2	10	114	65	49	-	-	-	2	23	18
Mesleki ve teknik	<b>A</b>	<b>65</b>	<b>608</b>	<b>14 142</b>	<b>8 170</b>	<b>5 972</b>	-	-	-	<b>157</b>	<b>2 823</b>	<b>1 843</b>
	D	64	596	14 016	8 112	5 904	-	-	-	155	2 806	1 823
	E	1	12	126	58	68	-	-	-	2	17	20
<b>TR904 Rize</b>	<b>A</b>	<b>68</b>	<b>826</b>	<b>23 229</b>	<b>12 494</b>	<b>10 735</b>	-	-	-	<b>228</b>	<b>3 748</b>	<b>2 829</b>
	D	63	800	22 785	12 184	10 601	-	-	-	220	3 646	2 780
	E	5	26	444	310	134	-	-	-	8	102	49
Genel	<b>A</b>	<b>30</b>	<b>399</b>	<b>10 832</b>	<b>5 350</b>	<b>5 482</b>	-	-	-	<b>102</b>	<b>1 421</b>	<b>1 296</b>
	D	25	373	10 388	5 040	5 348	-	-	-	94	1 319	1 247
	E	5	26	444	310	134	-	-	-	8	102	49
Mesleki ve teknik	<b>A</b>	<b>38</b>	<b>427</b>	<b>12 397</b>	<b>7 144</b>	<b>5 253</b>	-	-	-	<b>126</b>	<b>2 327</b>	<b>1 533</b>
	D	38	427	12 397	7 144	5 253	-	-	-	126	2 327	1 533
	E	-	-	-	-	-	-	-	-	-	-	-

2.8 Number of schools, divisions and students in secondary education by grade and settlement place according to Classification of Statistical Region Units Level 3 (continued)  
[Beginning of the educational year 2008/'09]

A. Total			D. City			E. Village					
Students by grade											
2. sınıf Grade 2			3. sınıf Grade 3			7. dönem ( 4. sınıf ) 7th semester ( Grade 4)					
Şube Division	Erkek Males	Kadın Females	Şube Division	Erkek Males	Kadın Females	Şube Division	Erkek Males	Kadın Females	SRE	Level 3	
<b>303</b>	<b>4 157</b>	<b>3 423</b>	<b>303</b>	<b>3 780</b>	<b>3 037</b>	<b>253</b>	<b>4 328</b>	<b>3 668</b>	<b>A</b>	Tokat TR832	
297	4 104	3 371	300	3 749	3 010	248	4 289	3 647	D		
6	53	52	3	31	27	5	39	21	E		
<b>145</b>	<b>1 711</b>	<b>1 777</b>	<b>164</b>	<b>1 799</b>	<b>1 938</b>	<b>148</b>	<b>2 925</b>	<b>2 565</b>	<b>A</b>	General	
144	1 706	1 768	163	1 796	1 931	147	2 917	2 562	D		
1	5	9	1	3	7	1	8	3	E		
<b>158</b>	<b>2 446</b>	<b>1 646</b>	<b>139</b>	<b>1 981</b>	<b>1 099</b>	<b>105</b>	<b>1 403</b>	<b>1 103</b>	<b>A</b>	Vocational and technical	
153	2 398	1 603	137	1 953	1 079	101	1 372	1 085	D		
5	48	43	2	28	20	4	31	18	E		
<b>275</b>	<b>3 483</b>	<b>2 960</b>	<b>284</b>	<b>3 175</b>	<b>2 674</b>	<b>223</b>	<b>3 645</b>	<b>3 461</b>	<b>A</b>	Çorum TR833	
270	3 433	2 924	279	3 142	2 636	217	3 615	3 423	D		
5	50	36	5	33	38	6	30	38	E		
<b>150</b>	<b>1 732</b>	<b>1 798</b>	<b>167</b>	<b>1 892</b>	<b>1 807</b>	<b>137</b>	<b>2 629</b>	<b>2 546</b>	<b>A</b>	General	
150	1 732	1 798	167	1 892	1 807	137	2 629	2 546	D		
-	-	-	-	-	-	-	-	-	E		
<b>125</b>	<b>1 751</b>	<b>1 162</b>	<b>117</b>	<b>1 283</b>	<b>867</b>	<b>86</b>	<b>1 016</b>	<b>915</b>	<b>A</b>	Vocational and technical	
120	1 701	1 126	112	1 250	829	80	986	877	D		
5	50	36	5	33	38	6	30	38	E		
<b>196</b>	<b>2 362</b>	<b>1 934</b>	<b>197</b>	<b>2 195</b>	<b>1 880</b>	<b>176</b>	<b>2 469</b>	<b>2 419</b>	<b>A</b>	Amasya TR834	
190	2 241	1 897	191	2 115	1 838	173	2 424	2 395	D		
6	121	37	6	80	42	3	45	24	E		
<b>79</b>	<b>842</b>	<b>849</b>	<b>89</b>	<b>1 058</b>	<b>1 015</b>	<b>88</b>	<b>1 508</b>	<b>1 446</b>	<b>A</b>	General	
77	801	830	87	1 046	992	87	1 501	1 435	D		
2	41	19	2	12	23	1	7	11	E		
<b>117</b>	<b>1 520</b>	<b>1 085</b>	<b>108</b>	<b>1 137</b>	<b>865</b>	<b>88</b>	<b>961</b>	<b>973</b>	<b>A</b>	Vocational and technical	
113	1 440	1 067	104	1 069	846	86	923	960	D		
4	80	18	4	68	19	2	38	13	E		
<b>453</b>	<b>5 615</b>	<b>5 094</b>	<b>453</b>	<b>5 095</b>	<b>4 617</b>	<b>400</b>	<b>7 014</b>	<b>6 734</b>	<b>A</b>	Trabzon TR901	
405	5 200	4 711	402	4 663	4 255	356	6 692	6 428	D		
48	415	383	51	432	362	44	322	306	E		
<b>217</b>	<b>2 487</b>	<b>2 625</b>	<b>239</b>	<b>2 528</b>	<b>2 751</b>	<b>230</b>	<b>4 146</b>	<b>4 089</b>	<b>A</b>	General	
192	2 315	2 433	213	2 346	2 564	205	3 985	3 910	D		
25	172	192	26	182	187	25	161	179	E		
<b>236</b>	<b>3 128</b>	<b>2 469</b>	<b>214</b>	<b>2 567</b>	<b>1 866</b>	<b>170</b>	<b>2 868</b>	<b>2 645</b>	<b>A</b>	Vocational and technical	
213	2 885	2 278	189	2 317	1 691	151	2 707	2 518	D		
23	243	191	25	250	175	19	161	127	E		
<b>371</b>	<b>4 438</b>	<b>3 896</b>	<b>364</b>	<b>4 083</b>	<b>3 629</b>	<b>326</b>	<b>4 551</b>	<b>4 355</b>	<b>A</b>	Ordu TR902	
321	4 041	3 483	312	3 662	3 274	270	4 092	3 936	D		
50	397	413	52	421	355	56	459	419	E		
<b>180</b>	<b>1 844</b>	<b>2 076</b>	<b>188</b>	<b>1 881</b>	<b>2 137</b>	<b>177</b>	<b>2 691</b>	<b>2 759</b>	<b>A</b>	General	
151	1 603	1 770	158	1 627	1 889	143	2 373	2 437	D		
29	241	306	30	254	248	34	318	322	E		
<b>191</b>	<b>2 594</b>	<b>1 820</b>	<b>176</b>	<b>2 202</b>	<b>1 492</b>	<b>149</b>	<b>1 860</b>	<b>1 596</b>	<b>A</b>	Vocational and technical	
170	2 438	1 713	154	2 035	1 385	127	1 719	1 499	D		
21	156	107	22	167	107	22	141	97	E		
<b>278</b>	<b>3 326</b>	<b>2 714</b>	<b>277</b>	<b>2 845</b>	<b>2 556</b>	<b>235</b>	<b>3 263</b>	<b>3 049</b>	<b>A</b>	Giresun TR903	
274	3 302	2 692	270	2 820	2 526	228	3 229	3 022	D		
4	24	22	7	25	30	7	34	27	E		
<b>111</b>	<b>1 125</b>	<b>1 112</b>	<b>120</b>	<b>1 089</b>	<b>1 278</b>	<b>108</b>	<b>1 873</b>	<b>1 800</b>	<b>A</b>	General	
109	1 111	1 107	117	1 078	1 264	105	1 856	1 788	D		
2	14	5	3	11	14	3	17	12	E		
<b>167</b>	<b>2 201</b>	<b>1 602</b>	<b>157</b>	<b>1 756</b>	<b>1 278</b>	<b>127</b>	<b>1 390</b>	<b>1 249</b>	<b>A</b>	Vocational and technical	
165	2 191	1 585	153	1 742	1 262	123	1 373	1 234	D		
2	10	17	4	14	16	4	17	15	E		
<b>217</b>	<b>2 503</b>	<b>2 368</b>	<b>208</b>	<b>2 295</b>	<b>1 983</b>	<b>173</b>	<b>3 948</b>	<b>3 555</b>	<b>A</b>	Rize TR904	
211	2 424	2 335	202	2 218	1 961	167	3 896	3 525	D		
6	79	33	6	77	22	6	52	30	E		
<b>101</b>	<b>1 050</b>	<b>1 136</b>	<b>99</b>	<b>1 029</b>	<b>1 011</b>	<b>97</b>	<b>1 850</b>	<b>2 039</b>	<b>A</b>	General	
95	971	1 103	93	952	989	91	1 798	2 009	D		
6	79	33	6	77	22	6	52	30	E		
<b>116</b>	<b>1 453</b>	<b>1 232</b>	<b>109</b>	<b>1 266</b>	<b>972</b>	<b>76</b>	<b>2 098</b>	<b>1 516</b>	<b>A</b>	Vocational and technical	
116	1 453	1 232	109	1 266	972	76	2 098	1 516	D		
-	-	-	-	-	-	-	-	-	E		

## 2.8 İstatistiki Bölge Birimleri Sınıflaması 3. düzey, yerleşim yeri ve sınıflara göre ortaöğretimde okul, şube ve öğrenci sayısı (devam)

[2008/'09 Öğretim yılı başı]

İBBS 3. Düzey	A. Toplam		D. Şehir		E. Köy		Sınıflara göre öğrenci					
	Okul School	Şube Division	Toplam Total			Hazırlık sınıfı Preparatory class			1. sınıf Grade 1			
			Toplam Total	Erkek Males	Kadın Females	Şube Division	Erkek Males	Kadın Females	Şube Division	Erkek Males	Kadın Females	
<b>TR905 Artvin</b>	<b>A</b>	<b>40</b>	<b>434</b>	<b>9 793</b>	<b>5 205</b>	<b>4 588</b>	-	-	-	<b>99</b>	<b>1 580</b>	<b>1 301</b>
	D	36	383	9 025	4 700	4 325	-	-	-	88	1 407	1 222
	E	4	51	768	505	263	-	-	-	11	173	79
Genel	<b>A</b>	<b>12</b>	<b>159</b>	<b>3 953</b>	<b>1 910</b>	<b>2 043</b>	-	-	-	<b>33</b>	<b>420</b>	<b>511</b>
	D	11	148	3 827	1 814	2 013	-	-	-	31	392	501
	E	1	11	126	96	30	-	-	-	2	28	10
Mesleki ve teknik	<b>A</b>	<b>28</b>	<b>275</b>	<b>5 840</b>	<b>3 295</b>	<b>2 545</b>	-	-	-	<b>66</b>	<b>1 160</b>	<b>790</b>
	D	25	235	5 198	2 886	2 312	-	-	-	57	1 015	721
	E	3	40	642	409	233	-	-	-	9	145	69
<b>TR906 Gümüşhane</b>	<b>A</b>	<b>27</b>	<b>295</b>	<b>7 025</b>	<b>3 910</b>	<b>3 115</b>	-	-	-	<b>67</b>	<b>1 170</b>	<b>906</b>
	D	26	287	6 888	3 820	3 068	-	-	-	65	1 123	891
	E	1	8	137	90	47	-	-	-	2	47	15
Genel	<b>A</b>	<b>11</b>	<b>137</b>	<b>3 441</b>	<b>1 973</b>	<b>1 468</b>	-	-	-	<b>29</b>	<b>464</b>	<b>415</b>
	D	10	129	3 304	1 883	1 421	-	-	-	27	417	400
	E	1	8	137	90	47	-	-	-	2	47	15
Mesleki ve teknik	<b>A</b>	<b>16</b>	<b>158</b>	<b>3 584</b>	<b>1 937</b>	<b>1 647</b>	-	-	-	<b>38</b>	<b>706</b>	<b>491</b>
	D	16	158	3 584	1 937	1 647	-	-	-	38	706	491
	E	-	-	-	-	-	-	-	-	-	-	-
<b>TRA11 Erzurum</b>	<b>A</b>	<b>100</b>	<b>1 317</b>	<b>38 292</b>	<b>23 089</b>	<b>15 203</b>	<b>6</b>	<b>62</b>	<b>51</b>	<b>351</b>	<b>6 907</b>	<b>4 090</b>
	D	95	1 277	37 652	22 630	15 022	6	62	51	343	6 750	4 029
	E	5	40	640	459	181	-	-	-	8	157	61
Genel	<b>A</b>	<b>53</b>	<b>799</b>	<b>23 939</b>	<b>14 216</b>	<b>9 723</b>	<b>6</b>	<b>62</b>	<b>51</b>	<b>205</b>	<b>3 729</b>	<b>2 414</b>
	D	49	766	23 412	13 821	9 591	6	62	51	198	3 584	2 369
	E	4	33	527	395	132	-	-	-	7	145	45
Mesleki ve teknik	<b>A</b>	<b>47</b>	<b>518</b>	<b>14 353</b>	<b>8 873</b>	<b>5 480</b>	-	-	-	<b>146</b>	<b>3 178</b>	<b>1 676</b>
	D	46	511	14 240	8 809	5 431	-	-	-	145	3 166	1 660
	E	1	7	113	64	49	-	-	-	1	12	16
<b>TRA12 Erzincan</b>	<b>A</b>	<b>53</b>	<b>537</b>	<b>13 216</b>	<b>7 420</b>	<b>5 796</b>	-	-	-	<b>141</b>	<b>2 420</b>	<b>1 819</b>
	D	48	503	12 767	7 162	5 605	-	-	-	134	2 342	1 759
	E	5	34	449	258	191	-	-	-	7	78	60
Genel	<b>A</b>	<b>26</b>	<b>297</b>	<b>7 398</b>	<b>3 974</b>	<b>3 424</b>	-	-	-	<b>72</b>	<b>1 120</b>	<b>944</b>
	D	21	263	6 949	3 716	3 233	-	-	-	65	1 042	884
	E	5	34	449	258	191	-	-	-	7	78	60
Mesleki ve teknik	<b>A</b>	<b>27</b>	<b>240</b>	<b>5 818</b>	<b>3 446</b>	<b>2 372</b>	-	-	-	<b>69</b>	<b>1 300</b>	<b>875</b>
	D	27	240	5 818	3 446	2 372	-	-	-	69	1 300	875
	E	-	-	-	-	-	-	-	-	-	-	-
<b>TRA13 Bayburt</b>	<b>A</b>	<b>16</b>	<b>153</b>	<b>4 178</b>	<b>2 528</b>	<b>1 650</b>	-	-	-	<b>42</b>	<b>805</b>	<b>448</b>
	D	15	149	4 101	2 487	1 614	-	-	-	41	788	436
	E	1	4	77	41	36	-	-	-	1	17	12
Genel	<b>A</b>	<b>7</b>	<b>77</b>	<b>2 318</b>	<b>1 425</b>	<b>893</b>	-	-	-	<b>21</b>	<b>390</b>	<b>231</b>
	D	6	73	2 241	1 384	857	-	-	-	20	373	219
	E	1	4	77	41	36	-	-	-	1	17	12
Mesleki ve teknik	<b>A</b>	<b>9</b>	<b>76</b>	<b>1 860</b>	<b>1 103</b>	<b>757</b>	-	-	-	<b>21</b>	<b>415</b>	<b>217</b>
	D	9	76	1 860	1 103	757	-	-	-	21	415	217
	E	-	-	-	-	-	-	-	-	-	-	-
<b>TRA21 Ağrı</b>	<b>A</b>	<b>44</b>	<b>532</b>	<b>16 769</b>	<b>10 963</b>	<b>5 806</b>	-	-	-	<b>158</b>	<b>4 168</b>	<b>1 875</b>
	D	44	532	16 769	10 963	5 806	-	-	-	158	4 168	1 875
	E	-	-	-	-	-	-	-	-	-	-	-
Genel	<b>A</b>	<b>24</b>	<b>354</b>	<b>11 859</b>	<b>7 938</b>	<b>3 921</b>	-	-	-	<b>103</b>	<b>2 782</b>	<b>1 245</b>
	D	24	354	11 859	7 938	3 921	-	-	-	103	2 782	1 245
	E	-	-	-	-	-	-	-	-	-	-	-
Mesleki ve teknik	<b>A</b>	<b>20</b>	<b>178</b>	<b>4 910</b>	<b>3 025</b>	<b>1 885</b>	-	-	-	<b>55</b>	<b>1 386</b>	<b>630</b>
	D	20	178	4 910	3 025	1 885	-	-	-	55	1 386	630
	E	-	-	-	-	-	-	-	-	-	-	-

2.8 Number of schools, divisions and students in secondary education by grade and settlement place according to Classification of Statistical Region Units Level 3 (continued)  
[Beginning of the educational year 2008/'09]

A. Total		D. City		E. Village		Students by grade				
2. sınıf Grade 2		3. sınıf Grade 3		7. dönem ( 4. sınıf ) 7th semester ( Grade 4)						
Şube Division	Erkek Males	Kadın Females	Şube Division	Erkek Males	Kadın Females	Şube Division	Erkek Males	Kadın Females	SRE	Level 3
<b>115</b>	<b>1 234</b>	<b>1 138</b>	<b>122</b>	<b>1 147</b>	<b>972</b>	<b>98</b>	<b>1 244</b>	<b>1 177</b>	<b>A</b>	Artvin TR905
103	1 119	1 060	107	1 013	909	85	1 161	1 134	D	
12	115	78	15	134	63	13	83	43	E	
<b>41</b>	<b>373</b>	<b>391</b>	<b>46</b>	<b>406</b>	<b>414</b>	<b>39</b>	<b>711</b>	<b>727</b>	<b>A</b>	General
38	353	385	43	380	406	36	689	721	D	
3	20	6	3	26	8	3	22	6	E	
<b>74</b>	<b>861</b>	<b>747</b>	<b>76</b>	<b>741</b>	<b>558</b>	<b>59</b>	<b>533</b>	<b>450</b>	<b>A</b>	Vocational and technical
65	766	675	64	633	503	49	472	413	D	
9	95	72	12	108	55	10	61	37	E	
<b>78</b>	<b>908</b>	<b>719</b>	<b>78</b>	<b>821</b>	<b>632</b>	<b>72</b>	<b>1 011</b>	<b>858</b>	<b>A</b>	Gümüşhane TR906
76	891	713	76	805	619	70	1 001	845	D	
2	17	6	2	16	13	2	10	13	E	
<b>34</b>	<b>395</b>	<b>295</b>	<b>38</b>	<b>403</b>	<b>309</b>	<b>36</b>	<b>711</b>	<b>449</b>	<b>A</b>	General
32	378	289	36	387	296	34	701	436	D	
2	17	6	2	16	13	2	10	13	E	
<b>44</b>	<b>513</b>	<b>424</b>	<b>40</b>	<b>418</b>	<b>323</b>	<b>36</b>	<b>300</b>	<b>409</b>	<b>A</b>	Vocational and technical
44	513	424	40	418	323	36	300	409	D	
-	-	-	-	-	-	-	-	-	E	
<b>338</b>	<b>4 853</b>	<b>3 309</b>	<b>331</b>	<b>4 277</b>	<b>2 871</b>	<b>291</b>	<b>6 990</b>	<b>4 882</b>	<b>A</b>	Erzurum TRA11
329	4 763	3 266	318	4 155	2 829	281	6 900	4 847	D	
9	90	43	13	122	42	10	90	35	E	
<b>193</b>	<b>2 687</b>	<b>2 015</b>	<b>201</b>	<b>2 690</b>	<b>1 964</b>	<b>194</b>	<b>5 048</b>	<b>3 279</b>	<b>A</b>	General
186	2 617	1 983	190	2 582	1 935	186	4 976	3 253	D	
7	70	32	11	108	29	8	72	26	E	
<b>145</b>	<b>2 166</b>	<b>1 294</b>	<b>130</b>	<b>1 587</b>	<b>907</b>	<b>97</b>	<b>1 942</b>	<b>1 603</b>	<b>A</b>	Vocational and technical
143	2 146	1 283	128	1 573	894	95	1 924	1 594	D	
2	20	11	2	14	13	2	18	9	E	
<b>137</b>	<b>1 668</b>	<b>1 291</b>	<b>140</b>	<b>1 519</b>	<b>1 196</b>	<b>119</b>	<b>1 813</b>	<b>1 490</b>	<b>A</b>	Erzincan TRA12
128	1 605	1 247	131	1 454	1 161	110	1 761	1 438	D	
9	63	44	9	65	35	9	52	52	E	
<b>71</b>	<b>769</b>	<b>720</b>	<b>78</b>	<b>848</b>	<b>766</b>	<b>76</b>	<b>1 237</b>	<b>994</b>	<b>A</b>	General
62	706	676	69	783	731	67	1 185	942	D	
9	63	44	9	65	35	9	52	52	E	
<b>66</b>	<b>899</b>	<b>571</b>	<b>62</b>	<b>671</b>	<b>430</b>	<b>43</b>	<b>576</b>	<b>496</b>	<b>A</b>	Vocational and technical
66	899	571	62	671	430	43	576	496	D	
-	-	-	-	-	-	-	-	-	E	
<b>42</b>	<b>598</b>	<b>395</b>	<b>34</b>	<b>468</b>	<b>297</b>	<b>35</b>	<b>657</b>	<b>510</b>	<b>A</b>	Bayburt TRA13
41	583	382	33	464	288	34	652	508	D	
1	15	13	1	4	9	1	5	2	E	
<b>20</b>	<b>315</b>	<b>209</b>	<b>16</b>	<b>235</b>	<b>145</b>	<b>20</b>	<b>485</b>	<b>308</b>	<b>A</b>	General
19	300	196	15	231	136	19	480	306	D	
1	15	13	1	4	9	1	5	2	E	
<b>22</b>	<b>283</b>	<b>186</b>	<b>18</b>	<b>233</b>	<b>152</b>	<b>15</b>	<b>172</b>	<b>202</b>	<b>A</b>	Vocational and technical
22	283	186	18	233	152	15	172	202	D	
-	-	-	-	-	-	-	-	-	E	
<b>142</b>	<b>2 339</b>	<b>1 348</b>	<b>128</b>	<b>2 071</b>	<b>1 102</b>	<b>104</b>	<b>2 385</b>	<b>1 481</b>	<b>A</b>	Ağrı TRA21
142	2 339	1 348	128	2 071	1 102	104	2 385	1 481	D	
-	-	-	-	-	-	-	-	-	E	
<b>93</b>	<b>1 641</b>	<b>933</b>	<b>87</b>	<b>1 592</b>	<b>835</b>	<b>71</b>	<b>1 923</b>	<b>908</b>	<b>A</b>	General
93	1 641	933	87	1 592	835	71	1 923	908	D	
-	-	-	-	-	-	-	-	-	E	
<b>49</b>	<b>698</b>	<b>415</b>	<b>41</b>	<b>479</b>	<b>267</b>	<b>33</b>	<b>462</b>	<b>573</b>	<b>A</b>	Vocational and technical
49	698	415	41	479	267	33	462	573	D	
-	-	-	-	-	-	-	-	-	E	

## 2.8 İstatistiki Bölge Birimleri Sınıflaması 3. düzey, yerleşim yeri ve sınıflara göre ortaöğretimde okul, şube ve öğrenci sayısı (devam)

[2008/'09 Öğretim yılı başı]

İBBS 3. Düzey	A. Toplam		D. Şehir		E. Köy		Sınıflara göre öğrenci					
	Okul School	Şube Division	Toplam Total			Hazırlık sınıfı Preparatory class			1. sınıf Grade 1			
			Toplam Total	Erkek Males	Kadın Females	Şube Division	Erkek Males	Kadın Females	Şube Division	Erkek Males	Kadın Females	
TRA22 Kars	A	36	403	12 194	6 925	5 269	-	-	-	120	2 555	1 650
	D	34	386	11 788	6 674	5 114	-	-	-	115	2 458	1 590
	E	2	17	406	251	155	-	-	-	5	97	60
Genel	A	20	270	8 865	4 866	3 999	-	-	-	79	1 593	1 168
	D	18	253	8 459	4 615	3 844	-	-	-	74	1 496	1 108
	E	2	17	406	251	155	-	-	-	5	97	60
Mesleki ve teknik	A	16	133	3 329	2 059	1 270	-	-	-	41	962	482
	D	16	133	3 329	2 059	1 270	-	-	-	41	962	482
	E	-	-	-	-	-	-	-	-	-	-	-
TRA23 Iğdır	A	22	317	10 002	5 303	4 699	-	-	-	92	1 945	1 511
	D	19	290	9 519	5 013	4 506	-	-	-	85	1 809	1 439
	E	3	27	483	290	193	-	-	-	7	136	72
Genel	A	12	206	7 067	3 773	3 294	-	-	-	58	1 291	977
	D	10	190	6 774	3 588	3 186	-	-	-	53	1 188	932
	E	2	16	293	185	108	-	-	-	5	103	45
Mesleki ve teknik	A	10	111	2 935	1 530	1 405	-	-	-	34	654	534
	D	9	100	2 745	1 425	1 320	-	-	-	32	621	507
	E	1	11	190	105	85	-	-	-	2	33	27
TRA23 Ardahan	A	22	204	4 981	2 708	2 273	-	-	-	53	1 009	750
	D	18	187	4 715	2 573	2 142	-	-	-	50	976	714
	E	4	17	266	135	131	-	-	-	3	33	36
Genel	A	9	110	2 963	1 655	1 308	-	-	-	27	562	373
	D	8	104	2 878	1 610	1 268	-	-	-	26	555	358
	E	1	6	85	45	40	-	-	-	1	7	15
Mesleki ve teknik	A	13	94	2 018	1 053	965	-	-	-	26	447	377
	D	10	83	1 837	963	874	-	-	-	24	421	356
	E	3	11	181	90	91	-	-	-	2	26	21
TRB11 Malatya	A	117	1 648	49 546	26 916	22 630	-	-	-	450	8 218	6 046
	D	92	1 421	45 626	24 614	21 012	-	-	-	398	7 429	5 529
	E	25	227	3 920	2 302	1 618	-	-	-	52	789	517
Genel	A	69	1 108	33 939	17 847	16 092	-	-	-	289	4 879	4 337
	D	47	904	30 435	15 728	14 707	-	-	-	243	4 181	3 896
	E	22	204	3 504	2 119	1 385	-	-	-	46	698	441
Mesleki ve teknik	A	48	540	15 607	9 069	6 538	-	-	-	161	3 339	1 709
	D	45	517	15 191	8 886	6 305	-	-	-	155	3 248	1 633
	E	3	23	416	183	233	-	-	-	6	91	76
TRB12 Elazığ	A	71	1 060	34 966	19 504	15 462	-	-	-	305	6 295	4 335
	D	68	1 047	34 732	19 341	15 391	-	-	-	302	6 220	4 312
	E	3	13	234	163	71	-	-	-	3	75	23
Genel	A	39	738	24 569	13 669	10 900	-	-	-	208	4 134	3 134
	D	37	725	24 335	13 506	10 829	-	-	-	205	4 059	3 111
	E	2	13	234	163	71	-	-	-	3	75	23
Mesleki ve teknik	A	32	322	10 397	5 835	4 562	-	-	-	97	2 161	1 201
	D	31	322	10 397	5 835	4 562	-	-	-	97	2 161	1 201
	E	1	-	-	-	-	-	-	-	-	-	-
TRB13 Bingöl	A	32	377	12 312	7 435	4 877	-	-	-	115	2 507	1 409
	D	32	377	12 312	7 435	4 877	-	-	-	115	2 507	1 409
	E	-	-	-	-	-	-	-	-	-	-	-
Genel	A	19	251	7 925	5 209	2 716	-	-	-	67	1 550	633
	D	19	251	7 925	5 209	2 716	-	-	-	67	1 550	633
	E	-	-	-	-	-	-	-	-	-	-	-
Mesleki ve teknik	A	13	126	4 387	2 226	2 161	-	-	-	48	957	776
	D	13	126	4 387	2 226	2 161	-	-	-	48	957	776
	E	-	-	-	-	-	-	-	-	-	-	-

2.8 Number of schools, divisions and students in secondary education by grade and settlement place according to Classification of Statistical Region Units Level 3 (continued)  
[Beginning of the educational year 2008/'09]

A. Total		D. City			E. Village							
Students by grade												
2. sınıf Grade 2			3. sınıf Grade 3			7. dönem ( 4. sınıf ) 7th semester ( Grade 4)						
Şube Division	Erkek Males	Kadın Females	Şube Division	Erkek Males	Kadın Females	Şube Division	Erkek Males	Kadın Females	SRE	Level 3		
<b>106</b>	<b>1 345</b>	<b>1 231</b>	<b>96</b>	<b>1 324</b>	<b>1 131</b>	<b>81</b>	<b>1 701</b>	<b>1 257</b>	<b>A</b>			Kars TRA22
102	1 278	1 192	92	1 281	1 103	77	1 657	1 229	D			
4	67	39	4	43	28	4	44	28	E			
<b>68</b>	<b>879</b>	<b>902</b>	<b>65</b>	<b>985</b>	<b>880</b>	<b>58</b>	<b>1 409</b>	<b>1 049</b>	<b>A</b>			General
64	812	863	61	942	852	54	1 365	1 021	D			
4	67	39	4	43	28	4	44	28	E			
<b>38</b>	<b>466</b>	<b>329</b>	<b>31</b>	<b>339</b>	<b>251</b>	<b>23</b>	<b>292</b>	<b>208</b>	<b>A</b>			Vocational and technical
38	466	329	31	339	251	23	292	208	D			
-	-	-	-	-	-	-	-	-	E			
<b>87</b>	<b>1 262</b>	<b>1 111</b>	<b>74</b>	<b>918</b>	<b>893</b>	<b>64</b>	<b>1 178</b>	<b>1 184</b>	<b>A</b>			Iğdır TRA23
77	1 182	1 054	68	876	863	60	1 146	1 150	D			
10	80	57	6	42	30	4	32	34	E			
<b>58</b>	<b>871</b>	<b>805</b>	<b>49</b>	<b>645</b>	<b>656</b>	<b>41</b>	<b>966</b>	<b>856</b>	<b>A</b>			General
51	807	766	46	632	640	40	961	848	D			
7	64	39	3	13	16	1	5	8	E			
<b>29</b>	<b>391</b>	<b>306</b>	<b>25</b>	<b>273</b>	<b>237</b>	<b>23</b>	<b>212</b>	<b>328</b>	<b>A</b>			Vocational and technical
26	375	288	22	244	223	20	185	302	D			
3	16	18	3	29	14	3	27	26	E			
<b>51</b>	<b>576</b>	<b>566</b>	<b>52</b>	<b>542</b>	<b>460</b>	<b>48</b>	<b>581</b>	<b>497</b>	<b>A</b>			Ardahan TRA23
46	530	522	49	521	439	42	546	467	D			
5	46	44	3	21	21	6	35	30	E			
<b>26</b>	<b>335</b>	<b>286</b>	<b>31</b>	<b>352</b>	<b>298</b>	<b>26</b>	<b>406</b>	<b>351</b>	<b>A</b>			General
24	313	274	30	344	292	24	398	344	D			
2	22	12	1	8	6	2	8	7	E			
<b>25</b>	<b>241</b>	<b>280</b>	<b>21</b>	<b>190</b>	<b>162</b>	<b>22</b>	<b>175</b>	<b>146</b>	<b>A</b>			Vocational and technical
22	217	248	19	177	147	18	148	123	D			
3	24	32	2	13	15	4	27	23	E			
<b>428</b>	<b>5 912</b>	<b>5 034</b>	<b>413</b>	<b>5 028</b>	<b>4 463</b>	<b>357</b>	<b>7 758</b>	<b>7 087</b>	<b>A</b>			Malatya TRB11
370	5 380	4 609	350	4 475	4 092	303	7 330	6 782	D			
58	532	425	63	553	371	54	428	305	E			
<b>283</b>	<b>3 725</b>	<b>3 653</b>	<b>280</b>	<b>3 479</b>	<b>3 541</b>	<b>256</b>	<b>5 764</b>	<b>4 561</b>	<b>A</b>			General
232	3 232	3 290	222	2 956	3 220	207	5 359	4 301	D			
51	493	363	58	523	321	49	405	260	E			
<b>145</b>	<b>2 187</b>	<b>1 381</b>	<b>133</b>	<b>1 549</b>	<b>922</b>	<b>101</b>	<b>1 994</b>	<b>2 526</b>	<b>A</b>			Vocational and technical
138	2 148	1 319	128	1 519	872	96	1 971	2 481	D			
7	39	62	5	30	50	5	23	45	E			
<b>280</b>	<b>4 158</b>	<b>3 345</b>	<b>258</b>	<b>3 648</b>	<b>3 015</b>	<b>217</b>	<b>5 403</b>	<b>4 767</b>	<b>A</b>			Elazığ TRB12
276	4 110	3 325	253	3 615	2 990	216	5 396	4 764	D			
4	48	20	5	33	25	1	7	3	E			
<b>187</b>	<b>2 704</b>	<b>2 364</b>	<b>179</b>	<b>2 636</b>	<b>2 333</b>	<b>164</b>	<b>4 195</b>	<b>3 069</b>	<b>A</b>			General
183	2 656	2 344	174	2 603	2 308	163	4 188	3 066	D			
4	48	20	5	33	25	1	7	3	E			
<b>93</b>	<b>1 454</b>	<b>981</b>	<b>79</b>	<b>1 012</b>	<b>682</b>	<b>53</b>	<b>1 208</b>	<b>1 698</b>	<b>A</b>			Vocational and technical
93	1 454	981	79	1 012	682	53	1 208	1 698	D			
-	-	-	-	-	-	-	-	-	E			
<b>97</b>	<b>1 499</b>	<b>1 031</b>	<b>86</b>	<b>1 101</b>	<b>886</b>	<b>79</b>	<b>2 328</b>	<b>1 551</b>	<b>A</b>			Bingöl TRB13
97	1 499	1 031	86	1 101	886	79	2 328	1 551	D			
-	-	-	-	-	-	-	-	-	E			
<b>62</b>	<b>1 002</b>	<b>570</b>	<b>62</b>	<b>866</b>	<b>581</b>	<b>60</b>	<b>1 791</b>	<b>932</b>	<b>A</b>			General
62	1 002	570	62	866	581	60	1 791	932	D			
-	-	-	-	-	-	-	-	-	E			
<b>35</b>	<b>497</b>	<b>461</b>	<b>24</b>	<b>235</b>	<b>305</b>	<b>19</b>	<b>537</b>	<b>619</b>	<b>A</b>			Vocational and technical
35	497	461	24	235	305	19	537	619	D			
-	-	-	-	-	-	-	-	-	E			

## 2.8 İstatistikî Bölge Birimleri Sınıflaması 3. düzey, yerleşim yeri ve sınıflara göre ortaöğretimde okul, şube ve öğrenci sayısı (devam)

[2008/'09 Öğretim yılı başı]

	A. Toplam	D. Şehir	E. Köy	Sınıflara göre öğrenci								
				Toplam			Hazırlık sınıfı			1. sınıf		
				Okul	Şube	Total	Şube	Erkek	Kadın	Şube	Erkek	Kadın
School	Division	Total	Males	Females	Division	Males	Females	Division	Males	Females		
<b>İBBS 3. Düzey</b>												
<b>TRB14 Tunceli</b>	<b>A</b>	<b>25</b>	<b>205</b>	<b>4 211</b>	<b>2 162</b>	<b>2 049</b>	-	-	-	<b>47</b>	<b>666</b>	<b>530</b>
	D	23	196	4 086	2 098	1 988	-	-	-	45	643	508
	E	2	9	125	64	61	-	-	-	2	23	22
Genel	<b>A</b>	<b>16</b>	<b>158</b>	<b>3 261</b>	<b>1 579</b>	<b>1 682</b>	-	-	-	<b>36</b>	<b>487</b>	<b>451</b>
	D	14	149	3 136	1 515	1 621	-	-	-	34	464	429
	E	2	9	125	64	61	-	-	-	2	23	22
Mesleki ve teknik	<b>A</b>	<b>9</b>	<b>47</b>	<b>950</b>	<b>583</b>	<b>367</b>	-	-	-	<b>11</b>	<b>179</b>	<b>79</b>
	D	9	47	950	583	367	-	-	-	11	179	79
	E	-	-	-	-	-	-	-	-	-	-	-
<b>TRB21 Van</b>	<b>A</b>	<b>83</b>	<b>1 179</b>	<b>41 318</b>	<b>26 473</b>	<b>14 845</b>	-	-	-	<b>366</b>	<b>9 155</b>	<b>4 772</b>
	D	73	1 071	38 994	24 697	14 297	-	-	-	332	8 415	4 517
	E	10	108	2 324	1 776	548	-	-	-	34	740	255
Genel	<b>A</b>	<b>50</b>	<b>844</b>	<b>30 741</b>	<b>20 215</b>	<b>10 526</b>	-	-	-	<b>257</b>	<b>6 565</b>	<b>3 205</b>
	D	41	750	28 633	18 607	10 026	-	-	-	225	5 889	2 963
	E	9	94	2 108	1 608	500	-	-	-	32	676	242
Mesleki ve teknik	<b>A</b>	<b>33</b>	<b>335</b>	<b>10 577</b>	<b>6 258</b>	<b>4 319</b>	-	-	-	<b>109</b>	<b>2 590</b>	<b>1 567</b>
	D	32	321	10 361	6 090	4 271	-	-	-	107	2 526	1 554
	E	1	14	216	168	48	-	-	-	2	64	13
<b>TRB22 Muş</b>	<b>A</b>	<b>40</b>	<b>442</b>	<b>14 461</b>	<b>10 009</b>	<b>4 452</b>	-	-	-	<b>133</b>	<b>3 458</b>	<b>1 414</b>
	D	36	414	13 754	9 439	4 315	-	-	-	125	3 191	1 366
	E	4	28	707	570	137	-	-	-	8	267	48
Genel	<b>A</b>	<b>16</b>	<b>217</b>	<b>7 722</b>	<b>5 473</b>	<b>2 249</b>	-	-	-	<b>47</b>	<b>1 252</b>	<b>449</b>
	D	13	202	7 352	5 177	2 175	-	-	-	44	1 138	436
	E	3	15	370	296	74	-	-	-	3	114	13
Mesleki ve teknik	<b>A</b>	<b>24</b>	<b>225</b>	<b>6 739</b>	<b>4 536</b>	<b>2 203</b>	-	-	-	<b>86</b>	<b>2 206</b>	<b>965</b>
	D	23	212	6 402	4 262	2 140	-	-	-	81	2 053	930
	E	1	13	337	274	63	-	-	-	5	153	35
<b>TRB23 Bitlis</b>	<b>A</b>	<b>40</b>	<b>414</b>	<b>12 985</b>	<b>8 841</b>	<b>4 144</b>	-	-	-	<b>123</b>	<b>3 061</b>	<b>1 298</b>
	D	40	414	12 985	8 841	4 144	-	-	-	123	3 061	1 298
	E	-	-	-	-	-	-	-	-	-	-	-
Genel	<b>A</b>	<b>19</b>	<b>243</b>	<b>7 929</b>	<b>5 742</b>	<b>2 187</b>	-	-	-	<b>68</b>	<b>1 769</b>	<b>629</b>
	D	19	243	7 929	5 742	2 187	-	-	-	68	1 769	629
	E	-	-	-	-	-	-	-	-	-	-	-
Mesleki ve teknik	<b>A</b>	<b>21</b>	<b>171</b>	<b>5 056</b>	<b>3 099</b>	<b>1 957</b>	-	-	-	<b>55</b>	<b>1 292</b>	<b>669</b>
	D	21	171	5 056	3 099	1 957	-	-	-	55	1 292	669
	E	-	-	-	-	-	-	-	-	-	-	-
<b>TRB24 Hakkari</b>	<b>A</b>	<b>32</b>	<b>455</b>	<b>17 159</b>	<b>10 650</b>	<b>6 509</b>	-	-	-	<b>139</b>	<b>3 850</b>	<b>2 145</b>
	D	30	441	16 727	10 324	6 403	-	-	-	135	3 748	2 109
	E	2	14	432	326	106	-	-	-	4	102	36
Genel	<b>A</b>	<b>15</b>	<b>336</b>	<b>12 720</b>	<b>8 584</b>	<b>4 136</b>	-	-	-	<b>100</b>	<b>3 119</b>	<b>1 259</b>
	D	14	326	12 377	8 299	4 078	-	-	-	98	3 038	1 250
	E	1	10	343	285	58	-	-	-	2	81	9
Mesleki ve teknik	<b>A</b>	<b>17</b>	<b>119</b>	<b>4 439</b>	<b>2 066</b>	<b>2 373</b>	-	-	-	<b>39</b>	<b>731</b>	<b>886</b>
	D	16	115	4 350	2 025	2 325	-	-	-	37	710	859
	E	1	4	89	41	48	-	-	-	2	21	27
<b>TRC11 Gaziantep</b>	<b>A</b>	<b>118</b>	<b>2 138</b>	<b>79 105</b>	<b>45 423</b>	<b>33 682</b>	<b>2</b>	<b>21</b>	<b>24</b>	<b>648</b>	<b>15 898</b>	<b>10 353</b>
	D	113	2 094	78 128	44 817	33 311	2	21	24	637	15 602	10 239
	E	5	44	977	606	371	-	-	-	11	296	114
Genel	<b>A</b>	<b>66</b>	<b>1 482</b>	<b>57 464</b>	<b>34 163</b>	<b>23 301</b>	<b>2</b>	<b>21</b>	<b>24</b>	<b>466</b>	<b>11 889</b>	<b>7 097</b>
	D	62	1 445	56 579	33 612	22 967	2	21	24	456	11 611	6 993
	E	4	37	885	551	334	-	-	-	10	278	104
Mesleki ve teknik	<b>A</b>	<b>52</b>	<b>656</b>	<b>21 641</b>	<b>11 260</b>	<b>10 381</b>	-	-	-	<b>182</b>	<b>4 009</b>	<b>3 256</b>
	D	51	649	21 549	11 205	10 344	-	-	-	181	3 991	3 246
	E	1	7	92	55	37	-	-	-	1	18	10
<b>TRC12 Adıyaman</b>	<b>A</b>	<b>66</b>	<b>1 077</b>	<b>36 118</b>	<b>20 418</b>	<b>15 700</b>	-	-	-	<b>330</b>	<b>7 035</b>	<b>4 677</b>
	D	55	985	34 121	19 291	14 830	-	-	-	306	6 554	4 361
	E	11	92	1 997	1 127	870	-	-	-	24	481	316
Genel	<b>A</b>	<b>38</b>	<b>758</b>	<b>26 245</b>	<b>15 197</b>	<b>11 048</b>	-	-	-	<b>232</b>	<b>4 910</b>	<b>3 186</b>
	D	32	710	25 136	14 542	10 594	-	-	-	218	4 611	3 009
	E	6	48	1 109	655	454	-	-	-	14	299	177
Mesleki ve teknik	<b>A</b>	<b>28</b>	<b>319</b>	<b>9 873</b>	<b>5 221</b>	<b>4 652</b>	-	-	-	<b>98</b>	<b>2 125</b>	<b>1 491</b>
	D	23	275	8 985	4 749	4 236	-	-	-	88	1 943	1 352
	E	5	44	888	472	416	-	-	-	10	182	139

2.8 Number of schools, divisions and students in secondary education by grade and settlement place according to Classification of Statistical Region Units Level 3 (continued)  
[Beginning of the educational year 2008/'09]

A. Total			D. City			E. Village				
Students by grade										
2. sınıf Grade 2			3. sınıf Grade 3			7. dönem ( 4. sınıf ) 7th semester ( Grade 4)				
Şube Division	Erkek Males	Kadın Females	Şube Division	Erkek Males	Kadın Females	Şube Division	Erkek Males	Kadın Females	SRE	Level 3
<b>54</b>	<b>454</b>	<b>433</b>	<b>54</b>	<b>469</b>	<b>454</b>	<b>50</b>	<b>573</b>	<b>632</b>	<b>A</b>	Tunceli TRB14
53	439	424	51	451	438	47	565	618	D	
1	15	9	3	18	16	3	8	14	E	
<b>42</b>	<b>333</b>	<b>358</b>	<b>42</b>	<b>349</b>	<b>393</b>	<b>38</b>	<b>410</b>	<b>480</b>	<b>A</b>	General
41	318	349	39	331	377	35	402	466	D	
1	15	9	3	18	16	3	8	14	E	
<b>12</b>	<b>121</b>	<b>75</b>	<b>12</b>	<b>120</b>	<b>61</b>	<b>12</b>	<b>163</b>	<b>152</b>	<b>A</b>	Vocational and technical
12	121	75	12	120	61	12	163	152	D	
-	-	-	-	-	-	-	-	-	E	
<b>308</b>	<b>5 619</b>	<b>3 343</b>	<b>283</b>	<b>4 778</b>	<b>2 607</b>	<b>222</b>	<b>6 921</b>	<b>4 123</b>	<b>A</b>	Van TRB21
276	5 152	3 184	255	4 397	2 501	208	6 733	4 095	D	
32	467	159	28	381	106	14	188	28	E	
<b>216</b>	<b>4 198</b>	<b>2 309</b>	<b>206</b>	<b>3 737</b>	<b>1 934</b>	<b>165</b>	<b>5 715</b>	<b>3 078</b>	<b>A</b>	General
188	3 773	2 159	182	3 390	1 847	155	5 555	3 057	D	
28	425	150	24	347	87	10	160	21	E	
<b>92</b>	<b>1 421</b>	<b>1 034</b>	<b>77</b>	<b>1 041</b>	<b>673</b>	<b>57</b>	<b>1 206</b>	<b>1 045</b>	<b>A</b>	Vocational and technical
88	1 379	1 025	73	1 007	654	53	1 178	1 038	D	
4	42	9	4	34	19	4	28	7	E	
<b>115</b>	<b>2 093</b>	<b>951</b>	<b>104</b>	<b>1 774</b>	<b>914</b>	<b>90</b>	<b>2 684</b>	<b>1 173</b>	<b>A</b>	Muş TRB22
107	1 947	909	98	1 680	887	84	2 621	1 153	D	
8	146	42	6	94	27	6	63	20	E	
<b>57</b>	<b>1 170</b>	<b>484</b>	<b>57</b>	<b>1 115</b>	<b>538</b>	<b>56</b>	<b>1 936</b>	<b>778</b>	<b>A</b>	General
53	1 102	460	53	1 044	519	52	1 893	760	D	
4	68	24	4	71	19	4	43	18	E	
<b>58</b>	<b>923</b>	<b>467</b>	<b>47</b>	<b>659</b>	<b>376</b>	<b>34</b>	<b>748</b>	<b>395</b>	<b>A</b>	Vocational and technical
54	845	449	45	636	368	32	728	393	D	
4	78	18	2	23	8	2	20	2	E	
<b>104</b>	<b>1 863</b>	<b>952</b>	<b>99</b>	<b>1 510</b>	<b>794</b>	<b>88</b>	<b>2 407</b>	<b>1 100</b>	<b>A</b>	Bitlis TRB23
104	1 863	952	99	1 510	794	88	2 407	1 100	D	
-	-	-	-	-	-	-	-	-	E	
<b>59</b>	<b>1 145</b>	<b>461</b>	<b>61</b>	<b>1 092</b>	<b>432</b>	<b>55</b>	<b>1 736</b>	<b>665</b>	<b>A</b>	General
59	1 145	461	61	1 092	432	55	1 736	665	D	
-	-	-	-	-	-	-	-	-	E	
<b>45</b>	<b>718</b>	<b>491</b>	<b>38</b>	<b>418</b>	<b>362</b>	<b>33</b>	<b>671</b>	<b>435</b>	<b>A</b>	Vocational and technical
45	718	491	38	418	362	33	671	435	D	
-	-	-	-	-	-	-	-	-	E	
<b>104</b>	<b>2 011</b>	<b>1 483</b>	<b>100</b>	<b>1 986</b>	<b>1 208</b>	<b>112</b>	<b>2 803</b>	<b>1 673</b>	<b>A</b>	Hakkari TRB24
99	1 887	1 443	98	1 947	1 193	109	2 742	1 658	D	
5	124	40	2	39	15	3	61	15	E	
<b>71</b>	<b>1 566</b>	<b>891</b>	<b>72</b>	<b>1 639</b>	<b>916</b>	<b>93</b>	<b>2 260</b>	<b>1 070</b>	<b>A</b>	General
68	1 462	872	70	1 600	901	90	2 199	1 055	D	
3	104	19	2	39	15	3	61	15	E	
<b>33</b>	<b>445</b>	<b>592</b>	<b>28</b>	<b>347</b>	<b>292</b>	<b>19</b>	<b>543</b>	<b>603</b>	<b>A</b>	Vocational and technical
31	425	571	28	347	292	19	543	603	D	
2	20	21	-	-	-	-	-	-	E	
<b>550</b>	<b>9 187</b>	<b>7 757</b>	<b>497</b>	<b>7 698</b>	<b>6 518</b>	<b>441</b>	<b>12 619</b>	<b>9 030</b>	<b>A</b>	Gaziantep TRC11
539	9 053	7 647	486	7 591	6 437	430	12 550	8 964	D	
11	134	110	11	107	81	11	69	66	E	
<b>362</b>	<b>6 337</b>	<b>5 067</b>	<b>339</b>	<b>5 677</b>	<b>4 678</b>	<b>313</b>	<b>10 239</b>	<b>6 435</b>	<b>A</b>	General
353	6 214	4 964	330	5 583	4 607	304	10 183	6 379	D	
9	123	103	9	94	71	9	56	56	E	
<b>188</b>	<b>2 850</b>	<b>2 690</b>	<b>158</b>	<b>2 021</b>	<b>1 840</b>	<b>128</b>	<b>2 380</b>	<b>2 595</b>	<b>A</b>	Vocational and technical
186	2 839	2 683	156	2 008	1 830	126	2 367	2 585	D	
2	11	7	2	13	10	2	13	10	E	
<b>273</b>	<b>4 087</b>	<b>3 748</b>	<b>255</b>	<b>3 537</b>	<b>3 194</b>	<b>219</b>	<b>5 759</b>	<b>4 081</b>	<b>A</b>	Adiyaman TRC12
248	3 804	3 518	233	3 364	3 014	198	5 569	3 937	D	
25	283	230	22	173	180	21	190	144	E	
<b>180</b>	<b>2 807</b>	<b>2 485</b>	<b>180</b>	<b>2 680</b>	<b>2 343</b>	<b>166</b>	<b>4 800</b>	<b>3 034</b>	<b>A</b>	General
169	2 679	2 374	168	2 569	2 235	155	4 683	2 976	D	
11	128	111	12	111	108	11	117	58	E	
<b>93</b>	<b>1 280</b>	<b>1 263</b>	<b>75</b>	<b>857</b>	<b>851</b>	<b>53</b>	<b>959</b>	<b>1 047</b>	<b>A</b>	Vocational and technical
79	1 125	1 144	65	795	779	43	886	961	D	
14	155	119	10	62	72	10	73	86	E	



## 2.8 İstatistiki Bölge Birimleri Sınıflaması 3. düzey, yerleşim yeri ve sınıflara göre ortaöğretimde okul, şube ve öğrenci sayısı (devam)

[2008/'09 Öğretim yılı başı]

	A. Toplam	D. Şehir	E. Köy	Sınıflara göre öğrenci								
				Toplam			Hazırlık sınıfı			1. sınıf		
				Okul	Şube	Total	Şube	Erkek	Kadın	Şube	Erkek	Kadın
School	Division	Total	Males	Females	Division	Males	Females	Division	Males	Females		
<b>İBBS 3. Düzey</b>												
<b>TRC13 Kilis</b>	<b>A</b>	<b>22</b>	<b>239</b>	<b>6 555</b>	<b>3 414</b>	<b>3 141</b>	-	-	-	<b>66</b>	<b>1 173</b>	<b>922</b>
	D	22	239	6 555	3 414	3 141	-	-	-	66	1 173	922
	E	-	-	-	-	-	-	-	-	-	-	-
Genel	<b>A</b>	<b>6</b>	<b>91</b>	<b>3 038</b>	<b>1 495</b>	<b>1 543</b>	-	-	-	<b>24</b>	<b>320</b>	<b>370</b>
	D	6	91	3 038	1 495	1 543	-	-	-	24	320	370
	E	-	-	-	-	-	-	-	-	-	-	-
Mesleki ve teknik	<b>A</b>	<b>16</b>	<b>148</b>	<b>3 517</b>	<b>1 919</b>	<b>1 598</b>	-	-	-	<b>42</b>	<b>853</b>	<b>552</b>
	D	16	148	3 517	1 919	1 598	-	-	-	42	853	552
	E	-	-	-	-	-	-	-	-	-	-	-
<b>TRC21 Şanlıurfa</b>	<b>A</b>	<b>100</b>	<b>1 588</b>	<b>55 736</b>	<b>36 570</b>	<b>19 166</b>	-	-	-	<b>512</b>	<b>13 446</b>	<b>6 039</b>
	D	89	1 466	52 880	34 735	18 145	-	-	-	477	12 705	5 711
	E	11	122	2 856	1 835	1 021	-	-	-	35	741	328
Genel	<b>A</b>	<b>57</b>	<b>1 097</b>	<b>40 729</b>	<b>28 303</b>	<b>12 426</b>	-	-	-	<b>356</b>	<b>10 116</b>	<b>3 448</b>
	D	48	988	38 043	26 552	11 491	-	-	-	323	9 409	3 144
	E	9	109	2 686	1 751	935	-	-	-	33	707	304
Mesleki ve teknik	<b>A</b>	<b>43</b>	<b>491</b>	<b>15 007</b>	<b>8 267</b>	<b>6 740</b>	-	-	-	<b>156</b>	<b>3 330</b>	<b>2 591</b>
	D	41	478	14 837	8 183	6 654	-	-	-	154	3 296	2 567
	E	2	13	170	84	86	-	-	-	2	34	24
<b>TRC22 Diyarbakır</b>	<b>A</b>	<b>101</b>	<b>1 955</b>	<b>81 252</b>	<b>47 387</b>	<b>33 865</b>	-	-	-	<b>603</b>	<b>16 752</b>	<b>9 375</b>
	D	98	1 916	80 204	46 719	33 485	-	-	-	592	16 434	9 219
	E	3	39	1 048	668	380	-	-	-	11	318	156
Genel	<b>A</b>	<b>63</b>	<b>1 514</b>	<b>61 136</b>	<b>37 502</b>	<b>23 634</b>	-	-	-	<b>473</b>	<b>13 788</b>	<b>7 292</b>
	D	61	1 500	60 812	37 278	23 534	-	-	-	469	13 699	7 245
	E	2	14	324	224	100	-	-	-	4	89	47
Mesleki ve teknik	<b>A</b>	<b>38</b>	<b>441</b>	<b>20 116</b>	<b>9 885</b>	<b>10 231</b>	-	-	-	<b>130</b>	<b>2 964</b>	<b>2 083</b>
	D	37	416	19 392	9 441	9 951	-	-	-	123	2 735	1 974
	E	1	25	724	444	280	-	-	-	7	229	109
<b>TRC31 Mardin</b>	<b>A</b>	<b>61</b>	<b>964</b>	<b>38 162</b>	<b>24 467</b>	<b>13 695</b>	-	-	-	<b>292</b>	<b>7 428</b>	<b>3 765</b>
	D	50	883	36 248	23 134	13 114	-	-	-	267	6 832	3 532
	E	11	81	1 914	1 333	581	-	-	-	25	596	233
Genel	<b>A</b>	<b>30</b>	<b>689</b>	<b>30 381</b>	<b>19 908</b>	<b>10 473</b>	-	-	-	<b>204</b>	<b>5 777</b>	<b>2 663</b>
	D	27	669	29 756	19 474	10 282	-	-	-	200	5 625	2 612
	E	3	20	625	434	191	-	-	-	4	152	51
Mesleki ve teknik	<b>A</b>	<b>31</b>	<b>275</b>	<b>7 781</b>	<b>4 559</b>	<b>3 222</b>	-	-	-	<b>88</b>	<b>1 651</b>	<b>1 102</b>
	D	23	214	6 492	3 660	2 832	-	-	-	67	1 207	920
	E	8	61	1 289	899	390	-	-	-	21	444	182
<b>TRC32 Batman</b>	<b>A</b>	<b>36</b>	<b>704</b>	<b>31 662</b>	<b>19 613</b>	<b>12 049</b>	-	-	-	<b>210</b>	<b>6 058</b>	<b>3 567</b>
	D	34	697	31 532	19 511	12 021	-	-	-	209	6 017	3 556
	E	2	7	130	102	28	-	-	-	1	41	11
Genel	<b>A</b>	<b>24</b>	<b>564</b>	<b>24 902</b>	<b>15 917</b>	<b>8 985</b>	-	-	-	<b>165</b>	<b>4 873</b>	<b>2 676</b>
	D	23	559	24 791	15 832	8 959	-	-	-	164	4 832	2 665
	E	1	5	111	85	26	-	-	-	1	41	11
Mesleki ve teknik	<b>A</b>	<b>12</b>	<b>140</b>	<b>6 760</b>	<b>3 696</b>	<b>3 064</b>	-	-	-	<b>45</b>	<b>1 185</b>	<b>891</b>
	D	11	138	6 741	3 679	3 062	-	-	-	45	1 185	891
	E	1	2	19	17	2	-	-	-	-	-	-
<b>TRC33 Şırnak</b>	<b>A</b>	<b>36</b>	<b>456</b>	<b>18 207</b>	<b>12 176</b>	<b>6 031</b>	-	-	-	<b>141</b>	<b>3 692</b>	<b>1 879</b>
	D	31	430	17 442	11 711	5 731	-	-	-	134	3 487	1 756
	E	5	26	765	465	300	-	-	-	7	205	123
Genel	<b>A</b>	<b>17</b>	<b>290</b>	<b>12 666</b>	<b>8 989</b>	<b>3 677</b>	-	-	-	<b>94</b>	<b>2 597</b>	<b>1 141</b>
	D	13	264	11 901	8 524	3 377	-	-	-	87	2 392	1 018
	E	4	26	765	465	300	-	-	-	7	205	123
Mesleki ve teknik	<b>A</b>	<b>19</b>	<b>166</b>	<b>5 541</b>	<b>3 187</b>	<b>2 354</b>	-	-	-	<b>47</b>	<b>1 095</b>	<b>738</b>
	D	18	166	5 541	3 187	2 354	-	-	-	47	1 095	738
	E	1	-	-	-	-	-	-	-	-	-	-
<b>TRC34 Siirt</b>	<b>A</b>	<b>37</b>	<b>416</b>	<b>14 441</b>	<b>9 834</b>	<b>4 607</b>	-	-	-	<b>120</b>	<b>3 080</b>	<b>1 380</b>
	D	35	394	13 951	9 502	4 449	-	-	-	114	2 925	1 323
	E	2	22	490	332	158	-	-	-	6	155	57
Genel	<b>A</b>	<b>17</b>	<b>250</b>	<b>8 926</b>	<b>6 208</b>	<b>2 718</b>	-	-	-	<b>78</b>	<b>1 942</b>	<b>817</b>
	D	17	250	8 926	6 208	2 718	-	-	-	78	1 942	817
	E	-	-	-	-	-	-	-	-	-	-	-
Mesleki ve teknik	<b>A</b>	<b>20</b>	<b>166</b>	<b>5 515</b>	<b>3 626</b>	<b>1 889</b>	-	-	-	<b>42</b>	<b>1 138</b>	<b>563</b>
	D	18	144	5 025	3 294	1 731	-	-	-	36	983	506
	E	2	22	490	332	158	-	-	-	6	155	57

2.8 Number of schools, divisions and students in secondary education by grade and settlement place according to Classification of Statistical Region Units Level 3 (continued)  
[Beginning of the educational year 2008/'09]

A. Total		D. City			E. Village							
Students by grade												
2. sınıf Grade 2			3. sınıf Grade 3			7. dönem ( 4. sınıf ) 7th semester ( Grade 4)						
Şube Division	Erkek Males	Kadın Females	Şube Division	Erkek Males	Kadın Females	Şube Division	Erkek Males	Kadın Females	SRE	Level 3		
58	691	732	62	696	680	53	854	807	A	Kilis TRC13		
58	691	732	62	696	680	53	854	807	D			
-	-	-	-	-	-	-	-	-	E			
21	255	292	23	286	316	23	634	565	A	General		
21	255	292	23	286	316	23	634	565	D			
-	-	-	-	-	-	-	-	-	E			
37	436	440	39	410	364	30	220	242	A	Vocational and technical		
37	436	440	39	410	364	30	220	242	D			
-	-	-	-	-	-	-	-	-	E			
407	7 526	4 541	374	6 043	3 332	295	9 555	5 254	A	Şanlıurfa TRC21		
376	7 056	4 266	346	5 699	3 141	267	9 275	5 027	D			
31	470	275	28	344	191	28	280	227	E			
273	5 570	2 920	256	4 665	2 272	212	7 952	3 786	A	General		
246	5 120	2 666	232	4 338	2 101	187	7 685	3 580	D			
27	450	254	24	327	171	25	267	206	E			
134	1 956	1 621	118	1 378	1 060	83	1 603	1 468	A	Vocational and technical		
130	1 936	1 600	114	1 361	1 040	80	1 590	1 447	D			
4	20	21	4	17	20	3	13	21	E			
491	9 380	6 896	459	8 152	6 057	402	13 103	11 537	A	Diyarbakır		
480	9 230	6 788	450	8 048	5 992	394	13 007	11 486	D			
11	150	108	9	104	65	8	96	51	E			
369	7 417	5 322	349	6 590	4 793	323	9 707	6 227	A	General		
364	7 348	5 285	346	6 550	4 781	321	9 681	6 223	D			
5	69	37	3	40	12	2	26	4	E			
122	1 963	1 574	110	1 562	1 264	79	3 396	5 310	A	Vocational and technical		
116	1 882	1 503	104	1 498	1 211	73	3 326	5 263	D			
6	81	71	6	64	53	6	70	47	E			
256	4 914	3 188	226	4 618	2 927	190	7 507	3 815	A	Mardin TRC31		
233	4 557	3 015	208	4 387	2 820	175	7 358	3 747	D			
23	357	173	18	231	107	15	149	68	E			
173	3 822	2 322	166	3 904	2 337	146	6 405	3 151	A	General		
167	3 700	2 255	160	3 804	2 296	142	6 345	3 119	D			
6	122	67	6	100	41	4	60	32	E			
83	1 092	866	60	714	590	44	1 102	664	A	Vocational and technical		
66	857	760	48	583	524	33	1 013	628	D			
17	235	106	12	131	66	11	89	36	E			
187	3 695	2 760	167	3 023	2 007	140	6 837	3 715	A	Batman TRC32		
185	3 672	2 751	165	3 002	2 001	138	6 820	3 713	D			
2	23	9	2	21	6	2	17	2	E			
148	2 982	2 147	133	2 458	1 570	118	5 604	2 592	A	General		
146	2 959	2 138	131	2 437	1 564	118	5 604	2 592	D			
2	23	9	2	21	6	-	-	-	E			
39	713	613	34	565	437	22	1 233	1 123	A	Vocational and technical		
39	713	613	34	565	437	20	1 216	1 121	D			
-	-	-	-	-	-	2	17	2	E			
132	2 512	1 473	106	1 861	1 068	77	4 111	1 611	A	Şırnak TRC33		
124	2 384	1 391	99	1 779	997	73	4 061	1 587	D			
8	128	82	7	82	71	4	50	24	E			
79	1 704	751	67	1 354	682	50	3 334	1 103	A	General		
71	1 576	669	60	1 272	611	46	3 284	1 079	D			
8	128	82	7	82	71	4	50	24	E			
53	808	722	39	507	386	27	777	508	A	Vocational and technical		
53	808	722	39	507	386	27	777	508	D			
-	-	-	-	-	-	-	-	-	E			
108	2 036	972	100	1 669	912	88	3 049	1 343	A	Siirt TRC34		
102	1 960	933	95	1 603	876	83	3 014	1 317	D			
6	76	39	5	66	36	5	35	26	E			
63	1 197	511	58	969	500	51	2 100	890	A	General		
63	1 197	511	58	969	500	51	2 100	890	D			
-	-	-	-	-	-	-	-	-	E			
45	839	461	42	700	412	37	949	453	A	Vocational and technical		
39	763	422	37	634	376	32	914	427	D			
6	76	39	5	66	36	5	35	26	E			

## 2.9 İstatistiki Bölge Birimleri Sınıflaması 3. düzey, yerleşim yeri ve doğum yıllarına göre ortaöğretim de öğrenci sayısı

[2008/'09 öğretim yılı başı]

İBBS 3. Düzey	A. Toplam	D. Şehir	E. Köy	Doğum yılları						
				Toplam Total	Toplam Total		1995 ve sonraki doğumlular Born in 1995 and after		1994	
					Erkek Males	Kadın Females	Erkek Males	Kadın Females	Erkek Males	Kadın Females
TR Türkiye	A	3 837 164	2 079 941	1 757 223	46 057	39 703	400 871	355 786		
	D	3 661 465	1 979 464	1 682 001	42 747	37 024	376 902	337 517		
	E	175 699	100 477	75 222	3 310	2 679	23 969	18 269		
Genel	A	2 271 900	1 186 244	1 085 656	24 865	21 963	205 204	204 322		
	D	2 167 996	1 131 132	1 036 864	22 765	20 312	191 997	192 579		
	E	103 904	55 112	48 792	2 100	1 651	13 207	11 743		
Mesleki ve teknik	A	1 565 264	893 697	671 567	21 192	17 740	195 667	151 464		
	D	1 493 469	848 332	645 137	19 982	16 712	184 905	144 938		
	E	71 795	45 365	26 430	1 210	1 028	10 762	6 526		
TR100 İstanbul	A	714 574	372 923	341 651	4 848	5 010	70 644	64 960		
	D	689 900	358 966	330 934	4 529	4 807	67 188	62 524		
	E	24 674	13 957	10 717	319	203	3 456	2 436		
Genel	A	428 939	222 137	206 802	2 583	2 589	37 715	36 503		
	D	413 708	214 156	199 552	2 424	2 448	35 791	34 879		
	E	15 231	7 981	7 250	159	141	1 924	1 624		
Mesleki ve teknik	A	285 635	150 786	134 849	2 265	2 421	32 929	28 457		
	D	276 192	144 810	131 382	2 105	2 359	31 397	27 645		
	E	9 443	5 976	3 467	160	62	1 532	812		
TR211 Tekirdağ	A	40 687	21 993	18 694	313	280	4 567	3 947		
	D	37 615	20 359	17 256	259	224	4 083	3 573		
	E	3 072	1 634	1 438	54	56	484	374		
Genel	A	21 400	10 101	11 299	69	113	1 824	2 145		
	D	21 039	9 951	11 088	69	110	1 787	2 095		
	E	361	150	211	-	3	37	50		
Mesleki ve teknik	A	19 287	11 892	7 395	244	167	2 743	1 802		
	D	16 576	10 408	6 168	190	114	2 296	1 478		
	E	2 711	1 484	1 227	54	53	447	324		
TR212 Edirne	A	18 854	9 813	9 041	198	214	2 131	1 832		
	D	18 750	9 766	8 984	198	214	2 120	1 820		
	E	104	47	57	-	-	11	12		
Genel	A	9 372	4 414	4 958	154	173	848	883		
	D	9 268	4 367	4 901	154	173	837	871		
	E	104	47	57	-	-	11	12		
Mesleki ve teknik	A	9 482	5 399	4 083	44	41	1 283	949		
	D	9 482	5 399	4 083	44	41	1 283	949		
	E	-	-	-	-	-	-	-		
TR213 Kırklareli	A	17 798	9 513	8 285	60	75	2 088	1 849		
	D	17 038	9 079	7 959	56	74	1 974	1 767		
	E	760	434	326	4	1	114	82		
Genel	A	9 305	4 266	5 039	28	52	756	953		
	D	8 988	4 111	4 877	26	52	716	924		
	E	317	155	162	2	-	40	29		
Mesleki ve teknik	A	8 493	5 247	3 246	32	23	1 332	896		
	D	8 050	4 968	3 082	30	22	1 258	843		
	E	443	279	164	2	1	74	53		

## 2.9 Number of students in secondary education by year of birth and settlement place according to Classification of Statistical Region Units Level 3

[Beginning of the educational year 2008/'09]

A. Total D. City E. Village

Year of birth										SRE Level 3
1993		1992		1991		1990 ve önceki doğumlular Born in 1990 and before		A	D	
Erkek Males	Kadın Females	Erkek Males	Kadın Females	Erkek Males	Kadın Females	Erkek Males	Kadın Females			
441 798	379 855	390 668	345 085	324 254	292 450	476 293	344 344			Turkey TR
416 465	360 864	369 283	328 529	306 927	279 064	467 140	339 003			
25 333	18 991	21 385	16 556	17 327	13 386	9 153	5 341			
225 635	222 574	215 036	216 818	192 144	196 445	323 360	223 534			General
211 890	210 362	203 191	205 850	182 398	187 229	318 891	220 532			
13 745	12 212	11 845	10 968	9 746	9 216	4 469	3 002			
216 163	157 281	175 632	128 267	132 110	96 005	152 933	120 810			Vocational and technical
204 575	150 502	166 092	122 679	124 529	91 835	148 249	118 471			
11 588	6 779	9 540	5 588	7 581	4 170	4 684	2 339			
73 961	68 307	64 938	62 784	51 865	52 535	106 667	88 055			İstanbul TR100
70 439	65 624	62 207	60 539	49 726	50 695	104 877	86 745			
3 522	2 683	2 731	2 245	2 139	1 840	1 790	1 310			
38 247	37 694	36 233	36 832	30 716	32 576	76 643	60 608			General
36 231	35 935	34 620	35 205	29 345	31 188	75 745	59 897			
2 016	1 759	1 613	1 627	1 371	1 388	898	711			
35 714	30 613	28 705	25 952	21 149	19 959	30 024	27 447			Vocational and technical
34 208	29 689	27 587	25 334	20 381	19 507	29 132	26 848			
1 506	924	1 118	618	768	452	892	599			
5 026	4 157	4 134	3 660	3 506	3 450	4 447	3 200			Tekirdağ TR211
4 629	3 800	3 802	3 366	3 282	3 178	4 304	3 115			
397	357	332	294	224	272	143	85			
1 939	2 400	1 736	2 162	1 662	2 173	2 871	2 306			General
1 907	2 355	1 693	2 109	1 631	2 116	2 864	2 303			
32	45	43	53	31	57	7	3			
3 087	1 757	2 398	1 498	1 844	1 277	1 576	894			Vocational and technical
2 722	1 445	2 109	1 257	1 651	1 062	1 440	812			
365	312	289	241	193	215	136	82			
2 256	2 114	2 037	2 017	1 792	1 866	1 399	998			Edirne TR212
2 245	2 099	2 020	2 006	1 784	1 847	1 399	998			
11	15	17	11	8	19	-	-			
794	1 027	866	1 075	839	1 097	913	703			General
783	1 012	849	1 064	831	1 078	913	703			
11	15	17	11	8	19	-	-			
1 462	1 087	1 171	942	953	769	486	295			Vocational and technical
1 462	1 087	1 171	942	953	769	486	295			
-	-	-	-	-	-	-	-			
2 193	1 911	1 924	1 786	1 909	1 734	1 339	930			Kırklareli TR213
2 091	1 829	1 831	1 710	1 818	1 655	1 309	924			
102	82	93	76	91	79	30	6			
803	1 082	839	1 085	969	1 152	871	715			General
771	1 042	806	1 043	927	1 104	865	712			
32	40	33	42	42	48	6	3			
1 390	829	1 085	701	940	582	468	215			Vocational and technical
1 320	787	1 025	667	891	551	444	212			
70	42	60	34	49	31	24	3			

## 2.9 İstatistikî Bölge Birimleri Sınıflaması 3. düzey, yerleşim yeri ve doğum yıllarına göre ortaöğretim de öğrenci sayısı (devam)

[2008/'09 öğretim yılı başı]

A. Toplam

D. Şehir

E. Köy

İBBS 3. Düzey		Doğum yılları						
		Toplam Total	Toplam Total		1995 ve sonraki doğumlular Born in 1995 and after		1994	
			Erkek Males	Kadın Females	Erkek Males	Kadın Females	Erkek Males	Kadın Females
<b>TR221 Balıkesir</b>	<b>A</b>	<b>56 259</b>	<b>29 240</b>	<b>27 019</b>	<b>309</b>	<b>335</b>	<b>6 204</b>	<b>5 912</b>
	D	53 657	27 614	26 043	295	318	5 785	5 693
	E	2 602	1 626	976	14	17	419	219
Genel	<b>A</b>	<b>31 599</b>	<b>14 983</b>	<b>16 616</b>	<b>129</b>	<b>175</b>	<b>3 101</b>	<b>3 401</b>
	D	30 274	14 284	15 990	123	163	2 923	3 259
	E	1 325	699	626	6	12	178	142
Mesleki ve teknik	<b>A</b>	<b>24 660</b>	<b>14 257</b>	<b>10 403</b>	<b>180</b>	<b>160</b>	<b>3 103</b>	<b>2 511</b>
	D	23 383	13 330	10 053	172	155	2 862	2 434
	E	1 277	927	350	8	5	241	77
<b>TR222 Çanakkale</b>	<b>A</b>	<b>22 098</b>	<b>11 866</b>	<b>10 232</b>	<b>93</b>	<b>107</b>	<b>2 572</b>	<b>2 224</b>
	D	20 698	11 114	9 584	82	99	2 358	2 065
	E	1 400	752	648	11	8	214	159
Genel	<b>A</b>	<b>11 664</b>	<b>5 651</b>	<b>6 013</b>	<b>45</b>	<b>54</b>	<b>1 102</b>	<b>1 179</b>
	D	10 974	5 356	5 618	41	49	1 010	1 095
	E	690	295	395	4	5	92	84
Mesleki ve teknik	<b>A</b>	<b>10 434</b>	<b>6 215</b>	<b>4 219</b>	<b>48</b>	<b>53</b>	<b>1 470</b>	<b>1 045</b>
	D	9 724	5 758	3 966	41	50	1 348	970
	E	710	457	253	7	3	122	75
<b>TR310 İzmir</b>	<b>A</b>	<b>202 982</b>	<b>104 879</b>	<b>98 103</b>	<b>1 646</b>	<b>1 432</b>	<b>20 096</b>	<b>18 917</b>
	D	195 962	100 818	95 144	1 582	1 379	19 087	18 206
	E	7 020	4 061	2 959	64	53	1 009	711
Genel	<b>A</b>	<b>117 733</b>	<b>55 930</b>	<b>61 803</b>	<b>897</b>	<b>909</b>	<b>9 226</b>	<b>10 718</b>
	D	114 116	54 169	59 947	858	876	8 854	10 312
	E	3 617	1 761	1 856	39	33	372	406
Mesleki ve teknik	<b>A</b>	<b>85 249</b>	<b>48 949</b>	<b>36 300</b>	<b>749</b>	<b>523</b>	<b>10 870</b>	<b>8 199</b>
	D	81 846	46 649	35 197	724	503	10 233	7 894
	E	3 403	2 300	1 103	25	20	637	305
<b>TR321 Aydın</b>	<b>A</b>	<b>48 009</b>	<b>24 768</b>	<b>23 241</b>	<b>273</b>	<b>315</b>	<b>5 345</b>	<b>5 109</b>
	D	45 642	23 544	22 098	251	289	5 049	4 866
	E	2 367	1 224	1 143	22	26	296	243
Genel	<b>A</b>	<b>27 701</b>	<b>13 096</b>	<b>14 605</b>	<b>121</b>	<b>149</b>	<b>2 278</b>	<b>2 741</b>
	D	26 476	12 476	14 000	115	135	2 128	2 612
	E	1 225	620	605	6	14	150	129
Mesleki ve teknik	<b>A</b>	<b>20 308</b>	<b>11 672</b>	<b>8 636</b>	<b>152</b>	<b>166</b>	<b>3 067</b>	<b>2 368</b>
	D	19 166	11 068	8 098	136	154	2 921	2 254
	E	1 142	604	538	16	12	146	114
<b>TR322 Denizli</b>	<b>A</b>	<b>45 320</b>	<b>23 145</b>	<b>22 175</b>	<b>596</b>	<b>479</b>	<b>5 140</b>	<b>5 050</b>
	D	37 774	19 422	18 352	461	352	4 252	4 122
	E	7 546	3 723	3 823	135	127	888	928
Genel	<b>A</b>	<b>24 461</b>	<b>11 570</b>	<b>12 891</b>	<b>247</b>	<b>257</b>	<b>2 287</b>	<b>2 532</b>
	D	18 477	8 598	9 879	126	156	1 589	1 818
	E	5 984	2 972	3 012	121	101	698	714
Mesleki ve teknik	<b>A</b>	<b>20 859</b>	<b>11 575</b>	<b>9 284</b>	<b>349</b>	<b>222</b>	<b>2 853</b>	<b>2 518</b>
	D	19 297	10 824	8 473	335	196	2 663	2 304
	E	1 562	751	811	14	26	190	214

## 2.9 Number of students in secondary education by year of birth and settlement place according to Classification of Statistical Region Units Level 3 (continued)

[Beginning of the educational year 2008/'09]

A. Total D. City E. Village

Year of birth										SRE Level 3	
1993		1992		1991		1990 ve önceki doğumlar		A	D		E
Erkek Males	Kadın Females	Erkek Males	Kadın Females	Erkek Males	Kadın Females	Erkek Males	Kadın Females				
<b>6 720</b>	<b>6 174</b>	<b>5 983</b>	<b>5 711</b>	<b>5 572</b>	<b>5 121</b>	<b>4 452</b>	<b>3 766</b>			Balıkesir TR221	
6 292	5 918	5 660	5 478	5 253	4 931	4 329	3 705				
428	256	323	233	319	190	123	61				
<b>2 942</b>	<b>3 532</b>	<b>2 902</b>	<b>3 589</b>	<b>2 913</b>	<b>3 409</b>	<b>2 996</b>	<b>2 510</b>			General	
2 792	3 362	2 743	3 452	2 772	3 287	2 931	2 467				
150	170	159	137	141	122	65	43				
<b>3 778</b>	<b>2 642</b>	<b>3 081</b>	<b>2 122</b>	<b>2 659</b>	<b>1 712</b>	<b>1 456</b>	<b>1 256</b>			Vocational and technical	
3 500	2 556	2 917	2 026	2 481	1 644	1 398	1 238				
278	86	164	96	178	68	58	18				
<b>2 849</b>	<b>2 431</b>	<b>2 394</b>	<b>2 147</b>	<b>2 208</b>	<b>2 020</b>	<b>1 750</b>	<b>1 303</b>			Çanakkale TR222	
2 654	2 259	2 247	1 998	2 065	1 876	1 708	1 287				
195	172	147	149	143	144	42	16				
<b>1 154</b>	<b>1 286</b>	<b>1 072</b>	<b>1 262</b>	<b>1 105</b>	<b>1 301</b>	<b>1 173</b>	<b>931</b>			General	
1 073	1 176	1 025	1 164	1 043	1 213	1 164	921				
81	110	47	98	62	88	9	10				
<b>1 695</b>	<b>1 145</b>	<b>1 322</b>	<b>885</b>	<b>1 103</b>	<b>719</b>	<b>577</b>	<b>372</b>			Vocational and technical	
1 581	1 083	1 222	834	1 022	663	544	366				
114	62	100	51	81	56	33	6				
<b>21 749</b>	<b>21 589</b>	<b>19 356</b>	<b>19 649</b>	<b>16 762</b>	<b>17 472</b>	<b>25 270</b>	<b>19 044</b>			İzmir TR310	
20 641	20 864	18 518	18 976	16 016	16 835	24 974	18 884				
1 108	725	838	673	746	637	296	160				
<b>10 377</b>	<b>12 994</b>	<b>9 861</b>	<b>12 640</b>	<b>9 754</b>	<b>12 328</b>	<b>15 815</b>	<b>12 214</b>			General	
9 925	12 543	9 467	12 207	9 385	11 902	15 680	12 107				
452	451	394	433	369	426	135	107				
<b>11 372</b>	<b>8 595</b>	<b>9 495</b>	<b>7 009</b>	<b>7 008</b>	<b>5 144</b>	<b>9 455</b>	<b>6 830</b>			Vocational and technical	
10 716	8 321	9 051	6 769	6 631	4 933	9 294	6 777				
656	274	444	240	377	211	161	53				
<b>5 681</b>	<b>5 135</b>	<b>4 737</b>	<b>4 826</b>	<b>4 181</b>	<b>4 241</b>	<b>4 551</b>	<b>3 615</b>			Aydın TR321	
5 398	4 831	4 455	4 559	3 947	3 997	4 444	3 556				
283	304	282	267	234	244	107	59				
<b>2 502</b>	<b>3 012</b>	<b>2 466</b>	<b>3 087</b>	<b>2 456</b>	<b>2 893</b>	<b>3 273</b>	<b>2 723</b>			General	
2 354	2 849	2 314	2 951	2 332	2 754	3 233	2 699				
148	163	152	136	124	139	40	24				
<b>3 179</b>	<b>2 123</b>	<b>2 271</b>	<b>1 739</b>	<b>1 725</b>	<b>1 348</b>	<b>1 278</b>	<b>892</b>			Vocational and technical	
3 044	1 982	2 141	1 608	1 615	1 243	1 211	857				
135	141	130	131	110	105	67	35				
<b>5 171</b>	<b>4 905</b>	<b>4 582</b>	<b>4 401</b>	<b>3 964</b>	<b>4 051</b>	<b>3 692</b>	<b>3 289</b>			Denizli TR322	
4 262	3 981	3 726	3 496	3 215	3 272	3 506	3 129				
909	924	856	905	749	779	186	160				
<b>2 249</b>	<b>2 676</b>	<b>2 181</b>	<b>2 586</b>	<b>2 089</b>	<b>2 600</b>	<b>2 517</b>	<b>2 240</b>			General	
1 553	1 970	1 469	1 845	1 475	1 963	2 386	2 127				
696	706	712	741	614	637	131	113				
<b>2 922</b>	<b>2 229</b>	<b>2 401</b>	<b>1 815</b>	<b>1 875</b>	<b>1 451</b>	<b>1 175</b>	<b>1 049</b>			Vocational and technical	
2 709	2 011	2 257	1 651	1 740	1 309	1 120	1 002				
213	218	144	164	135	142	55	47				

## 2.9 İstatistikî Bölge Birimleri Sınıflaması 3. düzey, yerleşim yeri ve doğum yıllarına göre ortaöğretim de öğrenci sayısı (devam)

[2008/'09 öğretim yılı başı]

İBBS 3. Düzey	A. Toplam	D. Şehir	E. Köy	Doğum yılları						
				Toplam Total			1995 ve sonraki doğumular Born in 1995 and after		1994	
				Toplam Total	Erkek Males	Kadın Females	Erkek Males	Kadın Females	Erkek Males	Kadın Females
<b>TR323 Muğla</b>	<b>A</b>	<b>37 616</b>	<b>19 470</b>	<b>18 146</b>	<b>438</b>	<b>484</b>	<b>3 965</b>	<b>3 919</b>		
	D	31 915	16 238	15 677	368	382	3 180	3 323		
	E	5 701	3 232	2 469	70	102	785	596		
Genel	<b>A</b>	<b>21 997</b>	<b>10 286</b>	<b>11 711</b>	<b>230</b>	<b>303</b>	<b>1 841</b>	<b>2 393</b>		
	D	19 667	9 157	10 510	202	268	1 507	2 062		
	E	2 330	1 129	1 201	28	35	334	331		
Mesleki ve teknik	<b>A</b>	<b>15 619</b>	<b>9 184</b>	<b>6 435</b>	<b>208</b>	<b>181</b>	<b>2 124</b>	<b>1 526</b>		
	D	12 248	7 081	5 167	166	114	1 673	1 261		
	E	3 371	2 103	1 268	42	67	451	265		
<b>TR331 Manisa</b>	<b>A</b>	<b>62 987</b>	<b>32 942</b>	<b>30 045</b>	<b>419</b>	<b>530</b>	<b>7 088</b>	<b>6 695</b>		
	D	59 617	31 308	28 309	396	500	6 724	6 320		
	E	3 370	1 634	1 736	23	30	364	375		
Genel	<b>A</b>	<b>31 219</b>	<b>14 102</b>	<b>17 117</b>	<b>145</b>	<b>230</b>	<b>2 614</b>	<b>3 471</b>		
	D	29 324	13 269	16 055	135	218	2 443	3 244		
	E	1 895	833	1 062	10	12	171	227		
Mesleki ve teknik	<b>A</b>	<b>31 768</b>	<b>18 840</b>	<b>12 928</b>	<b>274</b>	<b>300</b>	<b>4 474</b>	<b>3 224</b>		
	D	30 293	18 039	12 254	261	282	4 281	3 076		
	E	1 475	801	674	13	18	193	148		
<b>TR332 Afyonkarahisar</b>	<b>A</b>	<b>31 424</b>	<b>17 757</b>	<b>13 667</b>	<b>315</b>	<b>295</b>	<b>3 618</b>	<b>3 132</b>		
	D	30 313	17 032	13 281	297	287	3 472	3 035		
	E	1 111	725	386	18	8	146	97		
Genel	<b>A</b>	<b>14 227</b>	<b>7 522</b>	<b>6 705</b>	<b>70</b>	<b>105</b>	<b>1 157</b>	<b>1 273</b>		
	D	13 567	7 146	6 421	64	97	1 071	1 199		
	E	660	376	284	6	8	86	74		
Mesleki ve teknik	<b>A</b>	<b>17 197</b>	<b>10 235</b>	<b>6 962</b>	<b>245</b>	<b>190</b>	<b>2 461</b>	<b>1 859</b>		
	D	16 746	9 886	6 860	233	190	2 401	1 836		
	E	451	349	102	12	-	60	23		
<b>TR333 Kütahya</b>	<b>A</b>	<b>28 874</b>	<b>16 711</b>	<b>12 163</b>	<b>164</b>	<b>164</b>	<b>3 648</b>	<b>2 765</b>		
	D	28 101	16 194	11 907	155	158	3 513	2 701		
	E	773	517	256	9	6	135	64		
Genel	<b>A</b>	<b>13 829</b>	<b>7 393</b>	<b>6 436</b>	<b>54</b>	<b>56</b>	<b>1 332</b>	<b>1 269</b>		
	D	13 476	7 190	6 286	52	55	1 291	1 230		
	E	353	203	150	2	1	41	39		
Mesleki ve teknik	<b>A</b>	<b>15 045</b>	<b>9 318</b>	<b>5 727</b>	<b>110</b>	<b>108</b>	<b>2 316</b>	<b>1 496</b>		
	D	14 625	9 004	5 621	103	103	2 222	1 471		
	E	420	314	106	7	5	94	25		
<b>TR334 Uşak</b>	<b>A</b>	<b>17 126</b>	<b>8 770</b>	<b>8 356</b>	<b>113</b>	<b>150</b>	<b>1 617</b>	<b>1 912</b>		
	D	16 995	8 707	8 288	113	149	1 606	1 896		
	E	131	63	68	-	1	11	16		
Genel	<b>A</b>	<b>9 712</b>	<b>4 559</b>	<b>5 153</b>	<b>55</b>	<b>68</b>	<b>861</b>	<b>1 113</b>		
	D	9 661	4 533	5 128	55	68	857	1 104		
	E	51	26	25	-	-	4	9		
Mesleki ve teknik	<b>A</b>	<b>7 414</b>	<b>4 211</b>	<b>3 203</b>	<b>58</b>	<b>82</b>	<b>756</b>	<b>799</b>		
	D	7 334	4 174	3 160	58	81	749	792		
	E	80	37	43	-	1	7	7		

## 2.9 Number of students in secondary education by year of birth and settlement place according to Classification of Statistical Region Units Level 3 (continued)

[Beginning of the educational year 2008/'09]

A. Total D. City E. Village

		Year of birth						1990 ve önceki doğumlar Born in 1990 and before			
1993		1992		1991							
Erkek Males	Kadın Females	Erkek Males	Kadın Females	Erkek Males	Kadın Females	Erkek Males	Kadın Females	Erkek Males	Kadın Females	SRE	Level 3
<b>4 122</b>	<b>3 998</b>	<b>3 878</b>	<b>3 829</b>	<b>2 984</b>	<b>3 068</b>	<b>4 083</b>	<b>2 848</b>	A			
3 364	3 379	3 099	3 280	2 406	2 603	3 821	2 710	D			Muğla TR323
758	619	779	549	578	465	262	138	E			
<b>1 778</b>	<b>2 371</b>	<b>1 935</b>	<b>2 423</b>	<b>1 501</b>	<b>2 053</b>	<b>3 001</b>	<b>2 168</b>	A			General
1 516	2 076	1 680	2 179	1 317	1 818	2 935	2 107	D			
262	295	255	244	184	235	66	61	E			
<b>2 344</b>	<b>1 627</b>	<b>1 943</b>	<b>1 406</b>	<b>1 483</b>	<b>1 015</b>	<b>1 082</b>	<b>680</b>	A			Vocational and technical
1 848	1 303	1 419	1 101	1 089	785	886	603	D			
496	324	524	305	394	230	196	77	E			
<b>7 527</b>	<b>6 857</b>	<b>6 618</b>	<b>6 209</b>	<b>5 775</b>	<b>5 305</b>	<b>5 515</b>	<b>4 449</b>	A			Manisa TR331
7 072	6 327	6 200	5 735	5 487	5 056	5 429	4 371	D			
455	530	418	474	288	249	86	78	E			
<b>2 901</b>	<b>3 589</b>	<b>2 671</b>	<b>3 615</b>	<b>2 662</b>	<b>3 361</b>	<b>3 109</b>	<b>2 851</b>	A			General
2 629	3 234	2 446	3 310	2 541	3 230	3 075	2 819	D			
272	355	225	305	121	131	34	32	E			
<b>4 626</b>	<b>3 268</b>	<b>3 947</b>	<b>2 594</b>	<b>3 113</b>	<b>1 944</b>	<b>2 406</b>	<b>1 598</b>	A			Vocational and technical
4 443	3 093	3 754	2 425	2 946	1 826	2 354	1 552	D			
183	175	193	169	167	118	52	46	E			
<b>4 171</b>	<b>3 203</b>	<b>3 503</b>	<b>2 804</b>	<b>2 877</b>	<b>2 369</b>	<b>3 273</b>	<b>1 864</b>	A			Afyonkarahisar TR332
3 978	3 104	3 365	2 708	2 712	2 307	3 208	1 840	D			
193	99	138	96	165	62	65	24	E			
<b>1 394</b>	<b>1 383</b>	<b>1 352</b>	<b>1 349</b>	<b>1 289</b>	<b>1 340</b>	<b>2 260</b>	<b>1 255</b>	A			General
1 281	1 320	1 282	1 277	1 211	1 288	2 237	1 240	D			
113	63	70	72	78	52	23	15	E			
<b>2 777</b>	<b>1 820</b>	<b>2 151</b>	<b>1 455</b>	<b>1 588</b>	<b>1 029</b>	<b>1 013</b>	<b>609</b>	A			Vocational and technical
2 697	1 784	2 083	1 431	1 501	1 019	971	600	D			
80	36	68	24	87	10	42	9	E			
<b>3 633</b>	<b>2 753</b>	<b>3 403</b>	<b>2 470</b>	<b>2 840</b>	<b>2 162</b>	<b>3 023</b>	<b>1 849</b>	A			Kütahya TR333
3 498	2 685	3 293	2 432	2 748	2 107	2 987	1 824	D			
135	68	110	38	92	55	36	25	E			
<b>1 378</b>	<b>1 376</b>	<b>1 275</b>	<b>1 279</b>	<b>1 260</b>	<b>1 202</b>	<b>2 094</b>	<b>1 254</b>	A			General
1 327	1 337	1 227	1 260	1 225	1 168	2 068	1 236	D			
51	39	48	19	35	34	26	18	E			
<b>2 255</b>	<b>1 377</b>	<b>2 128</b>	<b>1 191</b>	<b>1 580</b>	<b>960</b>	<b>929</b>	<b>595</b>	A			Vocational and technical
2 171	1 348	2 066	1 172	1 523	939	919	588	D			
84	29	62	19	57	21	10	7	E			
<b>1 930</b>	<b>1 955</b>	<b>1 800</b>	<b>1 712</b>	<b>1 459</b>	<b>1 465</b>	<b>1 851</b>	<b>1 162</b>	A			Uşak TR334
1 913	1 936	1 787	1 698	1 440	1 451	1 848	1 158	D			
17	19	13	14	19	14	3	4	E			
<b>874</b>	<b>1 054</b>	<b>901</b>	<b>1 059</b>	<b>811</b>	<b>962</b>	<b>1 057</b>	<b>897</b>	A			General
868	1 046	896	1 056	801	958	1 056	896	D			
6	8	5	3	10	4	1	1	E			
<b>1 056</b>	<b>901</b>	<b>899</b>	<b>653</b>	<b>648</b>	<b>503</b>	<b>794</b>	<b>265</b>	A			Vocational and technical
1 045	890	891	642	639	493	792	262	D			
11	11	8	11	9	10	2	3	E			



## 2.9 İstatistikî Bölge Birimleri Sınıflaması 3. düzey, yerleşim yeri ve doğum yıllarına göre ortaöğretim de öğrenci sayısı (devam)

[2008/'09 öğretim yılı başı]

İBBS 3. Düzey	A. Toplam	D. Şehir	E. Köy	Doğum yılları						
				Toplam Total			1995 ve sonraki doğumular Born in 1995 and after		1994	
				Toplam Total	Erkek Males	Kadın Females	Erkek Males	Kadın Females	Erkek Males	Kadın Females
<b>TR411 Bursa</b>	<b>A</b>	<b>139 995</b>	<b>74 828</b>	<b>65 167</b>	<b>675</b>	<b>822</b>	<b>15 386</b>	<b>13 826</b>		
	D	136 086	72 164	63 922	647	812	14 690	13 538		
	E	3 909	2 664	1 245	28	10	696	288		
Genel	<b>A</b>	<b>63 685</b>	<b>31 144</b>	<b>32 541</b>	<b>268</b>	<b>429</b>	<b>5 560</b>	<b>6 093</b>		
	D	62 732	30 407	32 325	267	429	5 416	6 065		
	E	953	737	216	1	-	144	28		
Mesleki ve teknik	<b>A</b>	<b>76 310</b>	<b>43 684</b>	<b>32 626</b>	<b>407</b>	<b>393</b>	<b>9 826</b>	<b>7 733</b>		
	D	73 354	41 757	31 597	380	383	9 274	7 473		
	E	2 956	1 927	1 029	27	10	552	260		
<b>TR412 Eskişehir</b>	<b>A</b>	<b>41 275</b>	<b>21 924</b>	<b>19 351</b>	<b>183</b>	<b>215</b>	<b>4 601</b>	<b>4 152</b>		
	D	40 666	21 483	19 183	181	215	4 496	4 114		
	E	609	441	168	2	-	105	38		
Genel	<b>A</b>	<b>21 631</b>	<b>9 807</b>	<b>11 824</b>	<b>69</b>	<b>120</b>	<b>2 001</b>	<b>2 468</b>		
	D	21 241	9 480	11 761	67	120	1 930	2 454		
	E	390	327	63	2	-	71	14		
Mesleki ve teknik	<b>A</b>	<b>19 644</b>	<b>12 117</b>	<b>7 527</b>	<b>114</b>	<b>95</b>	<b>2 600</b>	<b>1 684</b>		
	D	19 425	12 003	7 422	114	95	2 566	1 660		
	E	219	114	105	-	-	34	24		
<b>TR413 Bilecik</b>	<b>A</b>	<b>11 364</b>	<b>6 021</b>	<b>5 343</b>	<b>86</b>	<b>56</b>	<b>1 155</b>	<b>1 178</b>		
	D	11 364	6 021	5 343	86	56	1 155	1 178		
	E	-	-	-	-	-	-	-		
Genel	<b>A</b>	<b>4 811</b>	<b>2 325</b>	<b>2 486</b>	<b>23</b>	<b>25</b>	<b>368</b>	<b>450</b>		
	D	4 811	2 325	2 486	23	25	368	450		
	E	-	-	-	-	-	-	-		
Mesleki ve teknik	<b>A</b>	<b>6 553</b>	<b>3 696</b>	<b>2 857</b>	<b>63</b>	<b>31</b>	<b>787</b>	<b>728</b>		
	D	6 553	3 696	2 857	63	31	787	728		
	E	-	-	-	-	-	-	-		
<b>TR421 Kocaeli</b>	<b>A</b>	<b>91 069</b>	<b>49 917</b>	<b>41 152</b>	<b>941</b>	<b>730</b>	<b>9 658</b>	<b>8 525</b>		
	D	78 306	42 728	35 578	498	522	7 704	6 829		
	E	12 763	7 189	5 574	443	208	1 954	1 696		
Genel	<b>A</b>	<b>45 903</b>	<b>23 464</b>	<b>22 439</b>	<b>608</b>	<b>361</b>	<b>4 716</b>	<b>4 470</b>		
	D	39 016	19 807	19 209	237	264	3 693	3 601		
	E	6 887	3 657	3 230	371	97	1 023	869		
Mesleki ve teknik	<b>A</b>	<b>45 166</b>	<b>26 453</b>	<b>18 713</b>	<b>333</b>	<b>369</b>	<b>4 942</b>	<b>4 055</b>		
	D	39 290	22 921	16 369	261	258	4 011	3 228		
	E	5 876	3 532	2 344	72	111	931	827		
<b>TR422 Sakarya</b>	<b>A</b>	<b>48 254</b>	<b>26 039</b>	<b>22 215</b>	<b>475</b>	<b>511</b>	<b>5 634</b>	<b>4 750</b>		
	D	47 143	25 184	21 959	453	498	5 368	4 661		
	E	1 111	855	256	22	13	266	89		
Genel	<b>A</b>	<b>21 575</b>	<b>10 613</b>	<b>10 962</b>	<b>155</b>	<b>184</b>	<b>2 405</b>	<b>2 345</b>		
	D	21 043	10 281	10 762	143	173	2 260	2 266		
	E	532	332	200	12	11	145	79		
Mesleki ve teknik	<b>A</b>	<b>26 679</b>	<b>15 426</b>	<b>11 253</b>	<b>320</b>	<b>327</b>	<b>3 229</b>	<b>2 405</b>		
	D	26 100	14 903	11 197	310	325	3 108	2 395		
	E	579	523	56	10	2	121	10		

2.9 Number of students in secondary education by year of birth and settlement place according to Classification of Statistical Region Units Level 3 (continued)  
[Beginning of the educational year 2008/'09]

A. Total		D. City		E. Village		Year of birth		1990 ve önceki doğumlar Born in 1990 and before		SRE Level 3	
1993		1992		1991		1990 ve önceki doğumlar					
Erkek Males	Kadın Females	Erkek Males	Kadın Females	Erkek Males	Kadın Females	Erkek Males	Kadın Females	Erkek Males	Kadın Females		
<b>16 333</b>	<b>14 128</b>	<b>14 474</b>	<b>12 943</b>	<b>12 048</b>	<b>11 486</b>	<b>15 912</b>	<b>11 962</b>	A		Bursa TR411	
15 591	13 813	13 862	12 636	11 610	11 253	15 764	11 870	D			
742	315	612	307	438	233	148	92	E			
<b>5 791</b>	<b>6 394</b>	<b>5 675</b>	<b>6 224</b>	<b>5 432</b>	<b>6 348</b>	<b>8 418</b>	<b>7 053</b>	A		General	
5 570	6 345	5 499	6 181	5 279	6 276	8 376	7 029	D			
221	49	176	43	153	72	42	24	E			
<b>10 542</b>	<b>7 734</b>	<b>8 799</b>	<b>6 719</b>	<b>6 616</b>	<b>5 138</b>	<b>7 494</b>	<b>4 909</b>	A		Vocational and technical	
10 021	7 468	8 363	6 455	6 331	4 977	7 388	4 841	D			
521	266	436	264	285	161	106	68	E			
<b>4 780</b>	<b>4 191</b>	<b>4 636</b>	<b>4 053</b>	<b>4 250</b>	<b>3 852</b>	<b>3 474</b>	<b>2 888</b>	A		Eskişehir TR412	
4 666	4 138	4 537	4 016	4 154	3 816	3 449	2 884	D			
114	53	99	37	96	36	25	4	E			
<b>1 849</b>	<b>2 320</b>	<b>2 055</b>	<b>2 602</b>	<b>2 003</b>	<b>2 580</b>	<b>1 830</b>	<b>1 734</b>	A		General	
1 762	2 295	1 981	2 590	1 932	2 568	1 808	1 734	D			
87	25	74	12	71	12	22	-	E			
<b>2 931</b>	<b>1 871</b>	<b>2 581</b>	<b>1 451</b>	<b>2 247</b>	<b>1 272</b>	<b>1 644</b>	<b>1 154</b>	A		Vocational and technical	
2 904	1 843	2 556	1 426	2 222	1 248	1 641	1 150	D			
27	28	25	25	25	24	3	4	E			
<b>1 327</b>	<b>1 282</b>	<b>1 261</b>	<b>1 115</b>	<b>1 212</b>	<b>1 055</b>	<b>980</b>	<b>657</b>	A		Bilecik TR413	
1 327	1 282	1 261	1 115	1 212	1 055	980	657	D			
-	-	-	-	-	-	-	-	E			
<b>445</b>	<b>551</b>	<b>434</b>	<b>519</b>	<b>411</b>	<b>512</b>	<b>644</b>	<b>429</b>	A		General	
445	551	434	519	411	512	644	429	D			
-	-	-	-	-	-	-	-	E			
<b>882</b>	<b>731</b>	<b>827</b>	<b>596</b>	<b>801</b>	<b>543</b>	<b>336</b>	<b>228</b>	A		Vocational and technical	
882	731	827	596	801	543	336	228	D			
-	-	-	-	-	-	-	-	E			
<b>10 637</b>	<b>8 611</b>	<b>8 900</b>	<b>7 899</b>	<b>7 596</b>	<b>7 063</b>	<b>12 185</b>	<b>8 324</b>	A		Kocaeli TR421	
8 639	7 203	7 550	6 815	6 645	6 195	11 692	8 014	D			
1 998	1 408	1 350	1 084	951	868	493	310	E			
<b>4 356</b>	<b>4 403</b>	<b>3 807</b>	<b>4 260</b>	<b>3 828</b>	<b>4 333</b>	<b>6 149</b>	<b>4 612</b>	A		General	
3 499	3 610	3 218	3 598	3 310	3 735	5 850	4 401	D			
857	793	589	662	518	598	299	211	E			
<b>6 281</b>	<b>4 208</b>	<b>5 093</b>	<b>3 639</b>	<b>3 768</b>	<b>2 730</b>	<b>6 036</b>	<b>3 712</b>	A		Vocational and technical	
5 140	3 593	4 332	3 217	3 335	2 460	5 842	3 613	D			
1 141	615	761	422	433	270	194	99	E			
<b>5 830</b>	<b>4 682</b>	<b>4 810</b>	<b>4 083</b>	<b>4 123</b>	<b>3 539</b>	<b>5 167</b>	<b>4 650</b>	A		Sakarya TR422	
5 574	4 596	4 647	4 033	4 027	3 523	5 115	4 648	D			
256	86	163	50	96	16	52	2	E			
<b>2 211</b>	<b>2 224</b>	<b>1 836</b>	<b>1 976</b>	<b>1 745</b>	<b>1 868</b>	<b>2 261</b>	<b>2 365</b>	A		General	
2 104	2 157	1 791	1 948	1 730	1 853	2 253	2 365	D			
107	67	45	28	15	15	8	-	E			
<b>3 619</b>	<b>2 458</b>	<b>2 974</b>	<b>2 107</b>	<b>2 378</b>	<b>1 671</b>	<b>2 906</b>	<b>2 285</b>	A		Vocational and technical	
3 470	2 439	2 856	2 085	2 297	1 670	2 862	2 283	D			
149	19	118	22	81	1	44	2	E			

## 2.9 İstatistikî Bölge Birimleri Sınıflaması 3. düzey, yerleşim yeri ve doğum yıllarına göre ortaöğretim de öğrenci sayısı (devam)

[2008/'09 öğretim yılı başı]

A. Toplam D. Şehir E. Köy

İBBS 3. Düzey		Doğum yılları						
		Toplam Total	Toplam Total		1995 ve sonraki doğumlular Born in 1995 and after		1994	
			Erkek Males	Kadın Females	Erkek Males	Kadın Females	Erkek Males	Kadın Females
<b>TR423 Düzce</b>	<b>A</b>	<b>18 599</b>	<b>9 997</b>	<b>8 602</b>	<b>114</b>	<b>162</b>	<b>2 227</b>	<b>1 832</b>
	D	17 552	9 414	8 138	112	152	2 094	1 721
	E	1 047	583	464	2	10	133	111
Genel	<b>A</b>	<b>8 570</b>	<b>4 381</b>	<b>4 189</b>	<b>60</b>	<b>66</b>	<b>800</b>	<b>755</b>
	D	7 523	3 798	3 725	58	56	667	644
	E	1 047	583	464	2	10	133	111
Mesleki ve teknik	<b>A</b>	<b>10 029</b>	<b>5 616</b>	<b>4 413</b>	<b>54</b>	<b>96</b>	<b>1 427</b>	<b>1 077</b>
	D	10 029	5 616	4 413	54	96	1 427	1 077
	E	-	-	-	-	-	-	-
<b>TR424 Bolu</b>	<b>A</b>	<b>15 557</b>	<b>8 658</b>	<b>6 899</b>	<b>73</b>	<b>86</b>	<b>1 833</b>	<b>1 509</b>
	D	15 277	8 563	6 714	73	86	1 822	1 476
	E	280	95	185	-	-	11	33
Genel	<b>A</b>	<b>6 224</b>	<b>2 884</b>	<b>3 340</b>	<b>20</b>	<b>29</b>	<b>577</b>	<b>747</b>
	D	6 051	2 834	3 217	20	29	566	715
	E	173	50	123	-	-	11	32
Mesleki ve teknik	<b>A</b>	<b>9 333</b>	<b>5 774</b>	<b>3 559</b>	<b>53</b>	<b>57</b>	<b>1 256</b>	<b>762</b>
	D	9 226	5 729	3 497	53	57	1 256	761
	E	107	45	62	-	-	-	1
<b>TR425 Yalova</b>	<b>A</b>	<b>11 378</b>	<b>5 913</b>	<b>5 465</b>	<b>208</b>	<b>99</b>	<b>1 038</b>	<b>1 111</b>
	D	9 683	4 941	4 742	206	87	831	952
	E	1 695	972	723	2	12	207	159
Genel	<b>A</b>	<b>6 113</b>	<b>3 077</b>	<b>3 036</b>	<b>38</b>	<b>46</b>	<b>526</b>	<b>544</b>
	D	4 822	2 413	2 409	37	36	373	406
	E	1 291	664	627	1	10	153	138
Mesleki ve teknik	<b>A</b>	<b>5 265</b>	<b>2 836</b>	<b>2 429</b>	<b>170</b>	<b>53</b>	<b>512</b>	<b>567</b>
	D	4 861	2 528	2 333	169	51	458	546
	E	404	308	96	1	2	54	21
<b>TR510 Ankara</b>	<b>A</b>	<b>268 912</b>	<b>139 657</b>	<b>129 255</b>	<b>2 684</b>	<b>2 165</b>	<b>27 659</b>	<b>27 302</b>
	D	264 014	137 391	126 623	2 655	2 125	26 995	26 570
	E	4 898	2 266	2 632	29	40	664	732
Genel	<b>A</b>	<b>167 076</b>	<b>81 134</b>	<b>85 942</b>	<b>1 061</b>	<b>1 123</b>	<b>15 085</b>	<b>17 258</b>
	D	162 828	79 205	83 623	1 039	1 090	14 505	16 600
	E	4 248	1 929	2 319	22	33	580	658
Mesleki ve teknik	<b>A</b>	<b>101 836</b>	<b>58 523</b>	<b>43 313</b>	<b>1 623</b>	<b>1 042</b>	<b>12 574</b>	<b>10 044</b>
	D	101 186	58 186	43 000	1 616	1 035	12 490	9 970
	E	650	337	313	7	7	84	74
<b>TR521 Konya</b>	<b>A</b>	<b>100 043</b>	<b>53 597</b>	<b>46 446</b>	<b>1 009</b>	<b>1 377</b>	<b>10 979</b>	<b>9 776</b>
	D	94 558	50 527	44 031	938	1 287	10 253	9 223
	E	5 485	3 070	2 415	71	90	726	553
Genel	<b>A</b>	<b>54 596</b>	<b>28 174</b>	<b>26 422</b>	<b>441</b>	<b>567</b>	<b>4 667</b>	<b>4 935</b>
	D	50 286	25 816	24 470	388	496	4 141	4 509
	E	4 310	2 358	1 952	53	71	526	426
Mesleki ve teknik	<b>A</b>	<b>45 447</b>	<b>25 423</b>	<b>20 024</b>	<b>568</b>	<b>810</b>	<b>6 312</b>	<b>4 841</b>
	D	44 272	24 711	19 561	550	791	6 112	4 714
	E	1 175	712	463	18	19	200	127

## 2.9 Number of students in secondary education by year of birth and settlement place according to Classification of Statistical Region Units Level 3 (continued)

[Beginning of the educational year 2008/'09]

A. Total D. City E. Village

Year of birth										SRE Level 3
1993		1992		1991		1990 ve önceki doğumlar Born in 1990 and before		A	D	
Erkek Males	Kadın Females	Erkek Males	Kadın Females	Erkek Males	Kadın Females	Erkek Males	Kadın Females			
<b>2 252</b>	<b>1 883</b>	<b>1 829</b>	<b>1 601</b>	<b>1 625</b>	<b>1 436</b>	<b>1 950</b>	<b>1 688</b>			Düzce TR423
2 121	1 781	1 695	1 490	1 486	1 325	1 906	1 669	D		
131	102	134	111	139	111	44	19	E		
<b>929</b>	<b>870</b>	<b>761</b>	<b>815</b>	<b>697</b>	<b>730</b>	<b>1 134</b>	<b>953</b>	A		General
798	768	627	704	558	619	1 090	934	D		
131	102	134	111	139	111	44	19	E		
<b>1 323</b>	<b>1 013</b>	<b>1 068</b>	<b>786</b>	<b>928</b>	<b>706</b>	<b>816</b>	<b>735</b>	A		Vocational and technical
1 323	1 013	1 068	786	928	706	816	735	D		
-	-	-	-	-	-	-	-	E		
<b>1 959</b>	<b>1 591</b>	<b>1 783</b>	<b>1 452</b>	<b>1 642</b>	<b>1 256</b>	<b>1 368</b>	<b>1 005</b>	A		Bolu TR424
1 937	1 544	1 742	1 391	1 627	1 215	1 362	1 002	D		
22	47	41	61	15	41	6	3	E		
<b>569</b>	<b>676</b>	<b>529</b>	<b>645</b>	<b>520</b>	<b>676</b>	<b>669</b>	<b>567</b>	A		General
555	647	515	611	511	650	667	565	D		
14	29	14	34	9	26	2	2	E		
<b>1 390</b>	<b>915</b>	<b>1 254</b>	<b>807</b>	<b>1 122</b>	<b>580</b>	<b>699</b>	<b>438</b>	A		Vocational and technical
1 382	897	1 227	780	1 116	565	695	437	D		
8	18	27	27	6	15	4	1	E		
<b>1 258</b>	<b>1 173</b>	<b>1 160</b>	<b>1 070</b>	<b>935</b>	<b>981</b>	<b>1 314</b>	<b>1 031</b>	A		Yalova TR425
990	960	935	918	694	811	1 285	1 014	D		
268	213	225	152	241	170	29	17	E		
<b>562</b>	<b>642</b>	<b>594</b>	<b>593</b>	<b>582</b>	<b>608</b>	<b>775</b>	<b>603</b>	A		General
391	463	442	464	411	453	759	587	D		
171	179	152	129	171	155	16	16	E		
<b>696</b>	<b>531</b>	<b>566</b>	<b>477</b>	<b>353</b>	<b>373</b>	<b>539</b>	<b>428</b>	A		Vocational and technical
599	497	493	454	283	358	526	427	D		
97	34	73	23	70	15	13	1	E		
<b>29 867</b>	<b>28 567</b>	<b>27 122</b>	<b>26 357</b>	<b>23 080</b>	<b>23 390</b>	<b>29 245</b>	<b>21 474</b>	A		Ankara TR510
29 310	27 957	26 584	25 644	22 662	22 918	29 185	21 409	D		
557	610	538	713	418	472	60	65	E		
<b>15 775</b>	<b>18 142</b>	<b>15 476</b>	<b>18 018</b>	<b>14 120</b>	<b>16 856</b>	<b>19 617</b>	<b>14 545</b>	A		General
15 317	17 620	15 010	17 379	13 757	16 437	19 577	14 497	D		
458	522	466	639	363	419	40	48	E		
<b>14 092</b>	<b>10 425</b>	<b>11 646</b>	<b>8 339</b>	<b>8 960</b>	<b>6 534</b>	<b>9 628</b>	<b>6 929</b>	A		Vocational and technical
13 993	10 337	11 574	8 265	8 905	6 481	9 608	6 912	D		
99	88	72	74	55	53	20	17	E		
<b>12 158</b>	<b>10 349</b>	<b>10 423</b>	<b>9 259</b>	<b>8 402</b>	<b>7 473</b>	<b>10 626</b>	<b>8 212</b>	A		Konya TR521
11 369	9 721	9 753	8 711	7 834	7 026	10 380	8 063	D		
789	628	670	548	568	447	246	149	E		
<b>5 644</b>	<b>5 579</b>	<b>5 421</b>	<b>5 662</b>	<b>4 792</b>	<b>4 855</b>	<b>7 209</b>	<b>4 824</b>	A		General
5 025	5 087	4 908	5 211	4 342	4 481	7 012	4 686	D		
619	492	513	451	450	374	197	138	E		
<b>6 514</b>	<b>4 770</b>	<b>5 002</b>	<b>3 597</b>	<b>3 610</b>	<b>2 618</b>	<b>3 417</b>	<b>3 388</b>	A		Vocational and technical
6 344	4 634	4 845	3 500	3 492	2 545	3 368	3 377	D		
170	136	157	97	118	73	49	11	E		

**2.9 İstatistikî Bölge Birimleri Sınıflaması 3. düzey, yerleşim yeri ve doğum yıllarına göre ortaöğretim de öğrenci sayısı (devam)**  
**[2008/'09 öğretim yılı başı]**

A. Toplam		D. Şehir			E. Köy			
		Toplam Total			Doğum yılları			
					1995 ve sonraki doğumular Born in 1995 and after		1994	
İBBS	3. Düzey	Toplam Total	Erkek Males	Kadın Females	Erkek Males	Kadın Females	Erkek Males	Kadın Females
<b>TR522 Karaman</b>	<b>A</b>	<b>12 223</b>	<b>6 355</b>	<b>5 868</b>	<b>119</b>	<b>118</b>	<b>1 393</b>	<b>1 310</b>
	D	11 786	6 142	5 644	113	114	1 335	1 249
	E	437	213	224	6	4	58	61
Genel	<b>A</b>	<b>8 053</b>	<b>4 208</b>	<b>3 845</b>	<b>56</b>	<b>70</b>	<b>779</b>	<b>785</b>
	D	7 616	3 995	3 621	50	66	721	724
	E	437	213	224	6	4	58	61
Mesleki ve teknik	<b>A</b>	<b>4 170</b>	<b>2 147</b>	<b>2 023</b>	<b>63</b>	<b>48</b>	<b>614</b>	<b>525</b>
	D	4 170	2 147	2 023	63	48	614	525
	E	-	-	-	-	-	-	-
<b>TR611 Antalya</b>	<b>A</b>	<b>100 018</b>	<b>51 196</b>	<b>48 822</b>	<b>935</b>	<b>1 285</b>	<b>10 243</b>	<b>9 496</b>
	D	93 510	47 627	45 883	838	1 146	9 280	8 704
	E	6 508	3 569	2 939	97	139	963	792
Genel	<b>A</b>	<b>63 917</b>	<b>31 908</b>	<b>32 009</b>	<b>488</b>	<b>711</b>	<b>5 415</b>	<b>5 727</b>
	D	60 678	30 347	30 331	444	630	5 027	5 273
	E	3 239	1 561	1 678	44	81	388	454
Mesleki ve teknik	<b>A</b>	<b>36 101</b>	<b>19 288</b>	<b>16 813</b>	<b>447</b>	<b>574</b>	<b>4 828</b>	<b>3 769</b>
	D	32 832	17 280	15 552	394	516	4 253	3 431
	E	3 269	2 008	1 261	53	58	575	338
<b>TR612 Isparta</b>	<b>A</b>	<b>22 884</b>	<b>11 902</b>	<b>10 982</b>	<b>168</b>	<b>201</b>	<b>2 459</b>	<b>2 474</b>
	D	22 639	11 792	10 847	165	198	2 447	2 457
	E	245	110	135	3	3	12	17
Genel	<b>A</b>	<b>11 874</b>	<b>5 744</b>	<b>6 130</b>	<b>69</b>	<b>93</b>	<b>1 084</b>	<b>1 195</b>
	D	11 634	5 639	5 995	66	90	1 072	1 178
	E	240	105	135	3	3	12	17
Mesleki ve teknik	<b>A</b>	<b>11 010</b>	<b>6 158</b>	<b>4 852</b>	<b>99</b>	<b>108</b>	<b>1 375</b>	<b>1 279</b>
	D	11 005	6 153	4 852	99	108	1 375	1 279
	E	5	5	-	-	-	-	-
<b>TR613 Burdur</b>	<b>A</b>	<b>11 953</b>	<b>6 056</b>	<b>5 897</b>	<b>106</b>	<b>107</b>	<b>1 323</b>	<b>1 285</b>
	D	11 646	5 922	5 724	104	103	1 294	1 241
	E	307	134	173	2	4	29	44
Genel	<b>A</b>	<b>6 633</b>	<b>3 061</b>	<b>3 572</b>	<b>42</b>	<b>63</b>	<b>544</b>	<b>714</b>
	D	6 326	2 927	3 399	40	59	515	670
	E	307	134	173	2	4	29	44
Mesleki ve teknik	<b>A</b>	<b>5 320</b>	<b>2 995</b>	<b>2 325</b>	<b>64</b>	<b>44</b>	<b>779</b>	<b>571</b>
	D	5 320	2 995	2 325	64	44	779	571
	E	-	-	-	-	-	-	-
<b>TR621 Adana</b>	<b>A</b>	<b>118 756</b>	<b>64 114</b>	<b>54 642</b>	<b>1 573</b>	<b>1 304</b>	<b>12 516</b>	<b>10 796</b>
	D	116 031	62 603	53 428	1 534	1 262	12 232	10 526
	E	2 725	1 511	1 214	39	42	284	270
Genel	<b>A</b>	<b>78 866</b>	<b>38 737</b>	<b>40 129</b>	<b>735</b>	<b>927</b>	<b>6 542</b>	<b>8 009</b>
	D	76 575	37 554	39 021	700	885	6 288	7 763
	E	2 291	1 183	1 108	35	42	254	246
Mesleki ve teknik	<b>A</b>	<b>39 890</b>	<b>25 377</b>	<b>14 513</b>	<b>838</b>	<b>377</b>	<b>5 974</b>	<b>2 787</b>
	D	39 456	25 049	14 407	834	377	5 944	2 763
	E	434	328	106	4	-	30	24

## 2.9 Number of students in secondary education by year of birth and settlement place according to Classification of Statistical Region Units Level 3 (continued)

[Beginning of the educational year 2008/'09]

A. Total D. City E. Village

Year of birth										SRE Level 3
1993		1992		1991		1990 ve önceki doğumlular Born in 1990 and before		A	D	
Erkek Males	Kadın Females	Erkek Males	Kadın Females	Erkek Males	Kadın Females	Erkek Males	Kadın Females			Erkek Males
<b>1 392</b>	<b>1 323</b>	<b>1 211</b>	<b>1 160</b>	<b>1 010</b>	<b>877</b>	<b>1 230</b>	<b>1 080</b>			Karaman TR522
1 352	1 270	1 159	1 107	967	829	1 216	1 075			
40	53	52	53	43	48	14	5			
<b>820</b>	<b>814</b>	<b>789</b>	<b>823</b>	<b>737</b>	<b>670</b>	<b>1 027</b>	<b>683</b>			General
780	761	737	770	694	622	1 013	678			
40	53	52	53	43	48	14	5			
<b>572</b>	<b>509</b>	<b>422</b>	<b>337</b>	<b>273</b>	<b>207</b>	<b>203</b>	<b>397</b>			Vocational and technical
572	509	422	337	273	207	203	397			
-	-	-	-	-	-	-	-			
<b>11 146</b>	<b>10 499</b>	<b>9 538</b>	<b>9 421</b>	<b>7 705</b>	<b>7 541</b>	<b>11 629</b>	<b>10 580</b>			Antalya TR611
10 276	9 751	8 728	8 804	7 112	7 054	11 393	10 424			
870	748	810	617	593	487	236	156			
<b>6 210</b>	<b>6 699</b>	<b>5 775</b>	<b>6 463</b>	<b>4 973</b>	<b>5 466</b>	<b>9 047</b>	<b>6 943</b>			General
5 825	6 256	5 397	6 111	4 713	5 176	8 941	6 885			
385	443	378	352	260	290	106	58			
<b>4 936</b>	<b>3 800</b>	<b>3 763</b>	<b>2 958</b>	<b>2 732</b>	<b>2 075</b>	<b>2 582</b>	<b>3 637</b>			Vocational and technical
4 451	3 495	3 331	2 693	2 399	1 878	2 452	3 539			
485	305	432	265	333	197	130	98			
<b>2 740</b>	<b>2 531</b>	<b>2 444</b>	<b>2 390</b>	<b>2 146</b>	<b>2 121</b>	<b>1 945</b>	<b>1 265</b>			Isparta TR612
2 718	2 494	2 416	2 356	2 112	2 084	1 934	1 258			
22	37	28	34	34	37	11	7			
<b>1 106</b>	<b>1 342</b>	<b>1 116</b>	<b>1 369</b>	<b>1 175</b>	<b>1 376</b>	<b>1 194</b>	<b>755</b>			General
1 084	1 305	1 088	1 335	1 146	1 339	1 183	748			
22	37	28	34	29	37	11	7			
<b>1 634</b>	<b>1 189</b>	<b>1 328</b>	<b>1 021</b>	<b>971</b>	<b>745</b>	<b>751</b>	<b>510</b>			Vocational and technical
1 634	1 189	1 328	1 021	966	745	751	510			
-	-	-	-	5	-	-	-			
<b>1 357</b>	<b>1 397</b>	<b>1 230</b>	<b>1 257</b>	<b>1 115</b>	<b>1 124</b>	<b>925</b>	<b>727</b>			Burdur TR613
1 313	1 354	1 202	1 218	1 088	1 096	921	712			
44	43	28	39	27	28	4	15			
<b>606</b>	<b>771</b>	<b>587</b>	<b>757</b>	<b>626</b>	<b>779</b>	<b>656</b>	<b>488</b>			General
562	728	559	718	599	751	652	473			
44	43	28	39	27	28	4	15			
<b>751</b>	<b>626</b>	<b>643</b>	<b>500</b>	<b>489</b>	<b>345</b>	<b>269</b>	<b>239</b>			Vocational and technical
751	626	643	500	489	345	269	239			
-	-	-	-	-	-	-	-			
<b>13 545</b>	<b>11 758</b>	<b>12 063</b>	<b>11 304</b>	<b>10 082</b>	<b>9 396</b>	<b>14 335</b>	<b>10 084</b>			Adana TR621
13 143	11 466	11 709	11 010	9 785	9 167	14 200	9 997			
402	292	354	294	297	229	135	87			
<b>7 921</b>	<b>8 655</b>	<b>7 574</b>	<b>8 757</b>	<b>6 818</b>	<b>7 350</b>	<b>9 147</b>	<b>6 431</b>			General
7 617	8 386	7 298	8 492	6 596	7 146	9 055	6 349			
304	269	276	265	222	204	92	82			
<b>5 624</b>	<b>3 103</b>	<b>4 489</b>	<b>2 547</b>	<b>3 264</b>	<b>2 046</b>	<b>5 188</b>	<b>3 653</b>			Vocational and technical
5 526	3 080	4 411	2 518	3 189	2 021	5 145	3 648			
98	23	78	29	75	25	43	5			

## 2.9 İstatistikî Bölge Birimleri Sınıflaması 3. düzey, yerleşim yeri ve doğum yıllarına göre ortaöğretim de öğrenci sayısı (devam)

[2008/'09 öğretim yılı başı]

İBBS 3. Düzey	A. Toplam	D. Şehir	E. Köy	Doğum yılları						
				Toplam Total			1995 ve sonraki doğumlular Born in 1995 and after		1994	
				Toplam Total	Erkek Males	Kadın Females	Erkek Males	Kadın Females	Erkek Males	Kadın Females
<b>TR622 Mersin</b>	<b>A</b>	<b>92 377</b>	<b>48 814</b>	<b>43 563</b>	<b>728</b>	<b>877</b>	<b>9 318</b>	<b>8 640</b>		
	D	85 690	44 902	40 788	662	793	8 612	8 070		
	E	6 687	3 912	2 775	66	84	706	570		
Genel	<b>A</b>	<b>60 847</b>	<b>30 223</b>	<b>30 624</b>	<b>416</b>	<b>542</b>	<b>5 677</b>	<b>6 069</b>		
	D	58 559	29 116	29 443	382	493	5 393	5 775		
	E	2 288	1 107	1 181	34	49	284	294		
Mesleki ve teknik	<b>A</b>	<b>31 530</b>	<b>18 591</b>	<b>12 939</b>	<b>312</b>	<b>335</b>	<b>3 641</b>	<b>2 571</b>		
	D	27 131	15 786	11 345	280	300	3 219	2 295		
	E	4 399	2 805	1 594	32	35	422	276		
<b>TR631 Hatay</b>	<b>A</b>	<b>71 423</b>	<b>38 486</b>	<b>32 937</b>	<b>1 302</b>	<b>1 074</b>	<b>8 717</b>	<b>7 621</b>		
	D	60 092	31 565	28 527	1 136	950	6 828	6 325		
	E	11 331	6 921	4 410	166	124	1 889	1 296		
Genel	<b>A</b>	<b>47 594</b>	<b>24 466</b>	<b>23 128</b>	<b>408</b>	<b>512</b>	<b>5 367</b>	<b>5 053</b>		
	D	41 398	21 400	19 998	325	423	4 428	4 110		
	E	6 196	3 066	3 130	83	89	939	943		
Mesleki ve teknik	<b>A</b>	<b>23 829</b>	<b>14 020</b>	<b>9 809</b>	<b>894</b>	<b>562</b>	<b>3 350</b>	<b>2 568</b>		
	D	18 694	10 165	8 529	811	527	2 400	2 215		
	E	5 135	3 855	1 280	83	35	950	353		
<b>TR632 Kahramanmaraş</b>	<b>A</b>	<b>52 818</b>	<b>30 346</b>	<b>22 472</b>	<b>1 178</b>	<b>868</b>	<b>5 302</b>	<b>4 561</b>		
	D	47 472	26 850	20 622	1 006	734	4 631	4 174		
	E	5 346	3 496	1 850	172	134	671	387		
Genel	<b>A</b>	<b>29 990</b>	<b>16 378</b>	<b>13 612</b>	<b>334</b>	<b>412</b>	<b>2 901</b>	<b>2 628</b>		
	D	28 719	15 657	13 062	303	375	2 751	2 520		
	E	1 271	721	550	31	37	150	108		
Mesleki ve teknik	<b>A</b>	<b>22 828</b>	<b>13 968</b>	<b>8 860</b>	<b>844</b>	<b>456</b>	<b>2 401</b>	<b>1 933</b>		
	D	18 753	11 193	7 560	703	359	1 880	1 654		
	E	4 075	2 775	1 300	141	97	521	279		
<b>TR633 Osmaniye</b>	<b>A</b>	<b>29 932</b>	<b>16 060</b>	<b>13 872</b>	<b>593</b>	<b>655</b>	<b>2 668</b>	<b>2 688</b>		
	D	29 640	15 940	13 700	590	646	2 648	2 661		
	E	292	120	172	3	9	20	27		
Genel	<b>A</b>	<b>18 470</b>	<b>9 148</b>	<b>9 322</b>	<b>274</b>	<b>347</b>	<b>1 318</b>	<b>1 697</b>		
	D	18 178	9 028	9 150	271	338	1 298	1 670		
	E	292	120	172	3	9	20	27		
Mesleki ve teknik	<b>A</b>	<b>11 462</b>	<b>6 912</b>	<b>4 550</b>	<b>319</b>	<b>308</b>	<b>1 350</b>	<b>991</b>		
	D	11 462	6 912	4 550	319	308	1 350	991		
	E	-	-	-	-	-	-	-		
<b>TR711 Kırıkkale</b>	<b>A</b>	<b>18 260</b>	<b>10 194</b>	<b>8 066</b>	<b>107</b>	<b>125</b>	<b>2 293</b>	<b>1 837</b>		
	D	18 004	10 088	7 916	105	122	2 264	1 789		
	E	256	106	150	2	3	29	48		
Genel	<b>A</b>	<b>10 090</b>	<b>5 038</b>	<b>5 052</b>	<b>40</b>	<b>61</b>	<b>884</b>	<b>1 025</b>		
	D	9 958	4 967	4 991	38	60	866	1 010		
	E	132	71	61	2	1	18	15		
Mesleki ve teknik	<b>A</b>	<b>8 170</b>	<b>5 156</b>	<b>3 014</b>	<b>67</b>	<b>64</b>	<b>1 409</b>	<b>812</b>		
	D	8 046	5 121	2 925	67	62	1 398	779		
	E	124	35	89	-	2	11	33		

## 2.9 Number of students in secondary education by year of birth and settlement place according to Classification of Statistical Region Units Level 3 (continued)

[Beginning of the educational year 2008/'09]

A. Total D. City E. Village

		Year of birth								
		1993		1992		1991		1990 ve önceki doğumlar Born in 1990 and before		
Erkek Males	Kadın Females	Erkek Males	Kadın Females	Erkek Males	Kadın Females	Erkek Males	Kadın Females	Erkek Males	Kadın Females	SRE Level 3
<b>10 306</b>	<b>9 472</b>	<b>10 100</b>	<b>9 273</b>	<b>8 196</b>	<b>7 802</b>	<b>10 166</b>	<b>7 499</b>			Mersin TR622
9 378	8 772	9 247	8 637	7 518	7 327	9 485	7 189			D
928	700	853	636	678	475	681	310			E
<b>6 053</b>	<b>6 534</b>	<b>6 426</b>	<b>6 878</b>	<b>5 440</b>	<b>6 016</b>	<b>6 211</b>	<b>4 585</b>			General
5 789	6 232	6 183	6 603	5 224	5 806	6 145	4 534			D
264	302	243	275	216	210	66	51			E
<b>4 253</b>	<b>2 938</b>	<b>3 674</b>	<b>2 395</b>	<b>2 756</b>	<b>1 786</b>	<b>3 955</b>	<b>2 914</b>			Vocational and technical
3 589	2 540	3 064	2 034	2 294	1 521	3 340	2 655			D
664	398	610	361	462	265	615	259			E
<b>8 759</b>	<b>7 562</b>	<b>7 454</b>	<b>6 800</b>	<b>6 159</b>	<b>5 101</b>	<b>6 095</b>	<b>4 779</b>			Hatay TR631
6 914	6 386	6 048	5 919	4 991	4 435	5 648	4 512			D
1 845	1 176	1 406	881	1 168	666	447	267			E
<b>5 311</b>	<b>5 137</b>	<b>4 836</b>	<b>5 071</b>	<b>4 142</b>	<b>3 995</b>	<b>4 402</b>	<b>3 360</b>			General
4 510	4 298	4 215	4 441	3 678	3 490	4 244	3 236			D
801	839	621	630	464	505	158	124			E
<b>3 448</b>	<b>2 425</b>	<b>2 618</b>	<b>1 729</b>	<b>2 017</b>	<b>1 106</b>	<b>1 693</b>	<b>1 419</b>			Vocational and technical
2 404	2 088	1 833	1 478	1 313	945	1 404	1 276			D
1 044	337	785	251	704	161	289	143			E
<b>6 835</b>	<b>5 112</b>	<b>5 833</b>	<b>4 408</b>	<b>4 713</b>	<b>3 733</b>	<b>6 485</b>	<b>3 790</b>			KahramanmaraşTR632
5 968	4 672	5 102	3 996	4 114	3 427	6 029	3 619			D
867	440	731	412	599	306	456	171			E
<b>3 372</b>	<b>2 970</b>	<b>3 016</b>	<b>2 693</b>	<b>2 781</b>	<b>2 556</b>	<b>3 974</b>	<b>2 353</b>			General
3 186	2 837	2 864	2 578	2 649	2 448	3 904	2 304			D
186	133	152	115	132	108	70	49			E
<b>3 463</b>	<b>2 142</b>	<b>2 817</b>	<b>1 715</b>	<b>1 932</b>	<b>1 177</b>	<b>2 511</b>	<b>1 437</b>			Vocational and technical
2 782	1 835	2 238	1 418	1 465	979	2 125	1 315			D
681	307	579	297	467	198	386	122			E
<b>3 589</b>	<b>3 386</b>	<b>3 454</b>	<b>2 929</b>	<b>2 792</b>	<b>2 235</b>	<b>2 964</b>	<b>1 979</b>			Osmaniye TR633
3 561	3 337	3 421	2 889	2 772	2 201	2 948	1 966			D
28	49	33	40	20	34	16	13			E
<b>1 842</b>	<b>2 176</b>	<b>1 942</b>	<b>2 050</b>	<b>1 815</b>	<b>1 748</b>	<b>1 957</b>	<b>1 304</b>			General
1 814	2 127	1 909	2 010	1 795	1 714	1 941	1 291			D
28	49	33	40	20	34	16	13			E
<b>1 747</b>	<b>1 210</b>	<b>1 512</b>	<b>879</b>	<b>977</b>	<b>487</b>	<b>1 007</b>	<b>675</b>			Vocational and technical
1 747	1 210	1 512	879	977	487	1 007	675			D
-	-	-	-	-	-	-	-			E
<b>2 122</b>	<b>1 943</b>	<b>2 009</b>	<b>1 624</b>	<b>1 735</b>	<b>1 364</b>	<b>1 928</b>	<b>1 173</b>			KırkkaleTR711
2 095	1 918	1 990	1 580	1 718	1 342	1 916	1 165			D
27	25	19	44	17	22	12	8			E
<b>1 029</b>	<b>1 150</b>	<b>1 022</b>	<b>1 040</b>	<b>1 009</b>	<b>960</b>	<b>1 054</b>	<b>816</b>			General
1 010	1 139	1 011	1 020	998	952	1 044	810			D
19	11	11	20	11	8	10	6			E
<b>1 093</b>	<b>793</b>	<b>987</b>	<b>584</b>	<b>726</b>	<b>404</b>	<b>874</b>	<b>357</b>			Vocational and technical
1 085	779	979	560	720	390	872	355			D
8	14	8	24	6	14	2	2			E



**2.9 İstatistikî Bölge Birimleri Sınıflaması 3. düzey, yerleşim yeri ve doğum yıllarına göre ortaöğretim de öğrenci sayısı (devam)**  
**[2008/'09 öğretim yılı başı]**

İBBS 3. Düzey	A. Toplam	D. Şehir	E. Köy	Doğum yılları						
				Toplam			1995 ve sonraki doğumlar		1994	
				Total			Born in 1995 and after			
				Toplam	Erkek	Kadın	Erkek	Kadın	Erkek	Kadın
Total	Males	Females	Males	Females	Males	Females				
TR712 Aksaray	A	<b>16 131</b>	<b>8 756</b>	<b>7 375</b>	<b>259</b>	<b>326</b>	<b>1 835</b>	<b>1 642</b>		
	D	14 336	7 838	6 498	226	280	1 597	1 415		
	E	1 795	918	877	33	46	238	227		
Genel	A	<b>9 792</b>	<b>4 800</b>	<b>4 992</b>	<b>121</b>	<b>163</b>	<b>984</b>	<b>1 056</b>		
	D	8 252	4 014	4 238	95	126	786	858		
	E	1 540	786	754	26	37	198	198		
Mesleki ve teknik	A	<b>6 339</b>	<b>3 956</b>	<b>2 383</b>	<b>138</b>	<b>163</b>	<b>851</b>	<b>586</b>		
	D	6 084	3 824	2 260	131	154	811	557		
	E	255	132	123	7	9	40	29		
TR713 Niğde	A	<b>15 716</b>	<b>8 315</b>	<b>7 401</b>	<b>215</b>	<b>266</b>	<b>1 825</b>	<b>1 632</b>		
	D	14 434	7 619	6 815	187	234	1 668	1 508		
	E	1 282	696	586	28	32	157	124		
Genel	A	<b>8 654</b>	<b>4 360</b>	<b>4 294</b>	<b>119</b>	<b>137</b>	<b>866</b>	<b>904</b>		
	D	7 668	3 846	3 822	94	112	749	804		
	E	986	514	472	25	25	117	100		
Mesleki ve teknik	A	<b>7 062</b>	<b>3 955</b>	<b>3 107</b>	<b>96</b>	<b>129</b>	<b>959</b>	<b>728</b>		
	D	6 766	3 773	2 993	93	122	919	704		
	E	296	182	114	3	7	40	24		
TR714 Nevşehir	A	<b>13 773</b>	<b>7 173</b>	<b>6 600</b>	<b>90</b>	<b>137</b>	<b>1 298</b>	<b>1 631</b>		
	D	12 573	6 534	6 039	79	126	1 149	1 489		
	E	1 200	639	561	11	11	149	142		
Genel	A	<b>7 597</b>	<b>3 572</b>	<b>4 025</b>	<b>43</b>	<b>67</b>	<b>708</b>	<b>876</b>		
	D	6 649	3 105	3 544	35	57	601	752		
	E	948	467	481	8	10	107	124		
Mesleki ve teknik	A	<b>6 176</b>	<b>3 601</b>	<b>2 575</b>	<b>47</b>	<b>70</b>	<b>590</b>	<b>755</b>		
	D	5 924	3 429	2 495	44	69	548	737		
	E	252	172	80	3	1	42	18		
TR715 Kırşehir	A	<b>13 197</b>	<b>7 056</b>	<b>6 141</b>	<b>90</b>	<b>93</b>	<b>1 469</b>	<b>1 388</b>		
	D	12 774	6 859	5 915	87	92	1 431	1 351		
	E	423	197	226	3	1	38	37		
Genel	A	<b>8 434</b>	<b>4 172</b>	<b>4 262</b>	<b>30</b>	<b>48</b>	<b>755</b>	<b>833</b>		
	D	8 011	3 975	4 036	27	47	717	796		
	E	423	197	226	3	1	38	37		
Mesleki ve teknik	A	<b>4 763</b>	<b>2 884</b>	<b>1 879</b>	<b>60</b>	<b>45</b>	<b>714</b>	<b>555</b>		
	D	4 763	2 884	1 879	60	45	714	555		
	E	-	-	-	-	-	-	-		
TR721 Kayseri	A	<b>67 992</b>	<b>36 131</b>	<b>31 861</b>	<b>660</b>	<b>780</b>	<b>7 615</b>	<b>7 014</b>		
	D	64 872	34 632	30 240	610	694	7 267	6 663		
	E	3 120	1 499	1 621	50	86	348	351		
Genel	A	<b>41 483</b>	<b>20 415</b>	<b>21 068</b>	<b>356</b>	<b>526</b>	<b>3 963</b>	<b>4 412</b>		
	D	38 562	19 010	19 552	311	442	3 634	4 078		
	E	2 921	1 405	1 516	45	84	329	334		
Mesleki ve teknik	A	<b>26 509</b>	<b>15 716</b>	<b>10 793</b>	<b>304</b>	<b>254</b>	<b>3 652</b>	<b>2 602</b>		
	D	26 310	15 622	10 688	299	252	3 633	2 585		
	E	199	94	105	5	2	19	17		

## 2.9 Number of students in secondary education by year of birth and settlement place according to Classification of Statistical Region Units Level 3 (continued)

[Beginning of the educational year 2008/'09]

A. Total D. City E. Village

Year of birth										SRE Level 3	
1993		1992		1991		1990 ve önceki doğumlar		A	D		E
Erkek Males	Kadın Females	Erkek Males	Kadın Females	Erkek Males	Kadın Females	Erkek Males	Kadın Females				
<b>1 868</b>	<b>1 719</b>	<b>1 603</b>	<b>1 400</b>	<b>1 648</b>	<b>1 128</b>	<b>1 543</b>	<b>1 160</b>	A		Aksaray TR712	
1 602	1 483	1 417	1 208	1 502	1 001	1 494	1 111	D			
266	236	186	192	146	127	49	49	E			
<b>940</b>	<b>1 135</b>	<b>868</b>	<b>985</b>	<b>707</b>	<b>834</b>	<b>1 180</b>	<b>819</b>	A		General	
706	927	703	813	583	733	1 141	781	D			
234	208	165	172	124	101	39	38	E			
<b>928</b>	<b>584</b>	<b>735</b>	<b>415</b>	<b>941</b>	<b>294</b>	<b>363</b>	<b>341</b>	A		Vocational and technical	
896	556	714	395	919	268	353	330	D			
32	28	21	20	22	26	10	11	E			
<b>1 870</b>	<b>1 709</b>	<b>1 606</b>	<b>1 476</b>	<b>1 317</b>	<b>1 246</b>	<b>1 482</b>	<b>1 072</b>	A		Niğde TR713	
1 684	1 529	1 475	1 349	1 195	1 151	1 410	1 044	D			
186	180	131	127	122	95	72	28	E			
<b>859</b>	<b>939</b>	<b>785</b>	<b>917</b>	<b>736</b>	<b>825</b>	<b>995</b>	<b>572</b>	A		General	
711	805	697	814	650	741	945	546	D			
148	134	88	103	86	84	50	26	E			
<b>1 011</b>	<b>770</b>	<b>821</b>	<b>559</b>	<b>581</b>	<b>421</b>	<b>487</b>	<b>500</b>	A		Vocational and technical	
973	724	778	535	545	410	465	498	D			
38	46	43	24	36	11	22	2	E			
<b>1 580</b>	<b>1 636</b>	<b>1 384</b>	<b>1 360</b>	<b>1 309</b>	<b>1 211</b>	<b>1 512</b>	<b>625</b>	A		Nevşehir TR714	
1 413	1 514	1 263	1 209	1 169	1 103	1 461	598	D			
167	122	121	151	140	108	51	27	E			
<b>695</b>	<b>942</b>	<b>691</b>	<b>883</b>	<b>693</b>	<b>815</b>	<b>742</b>	<b>442</b>	A		General	
583	844	604	755	578	720	704	416	D			
112	98	87	128	115	95	38	26	E			
<b>885</b>	<b>694</b>	<b>693</b>	<b>477</b>	<b>616</b>	<b>396</b>	<b>770</b>	<b>183</b>	A		Vocational and technical	
830	670	659	454	591	383	757	182	D			
55	24	34	23	25	13	13	1	E			
<b>1 610</b>	<b>1 508</b>	<b>1 500</b>	<b>1 406</b>	<b>1 291</b>	<b>1 194</b>	<b>1 096</b>	<b>552</b>	A		Kırşehir TR715	
1 567	1 447	1 445	1 338	1 249	1 143	1 080	544	D			
43	61	55	68	42	51	16	8	E			
<b>824</b>	<b>975</b>	<b>891</b>	<b>1 039</b>	<b>878</b>	<b>911</b>	<b>794</b>	<b>456</b>	A		General	
781	914	836	971	836	860	778	448	D			
43	61	55	68	42	51	16	8	E			
<b>786</b>	<b>533</b>	<b>609</b>	<b>367</b>	<b>413</b>	<b>283</b>	<b>302</b>	<b>96</b>	A		Vocational and technical	
786	533	609	367	413	283	302	96	D			
-	-	-	-	-	-	-	-	E			
<b>8 344</b>	<b>7 109</b>	<b>6 851</b>	<b>6 320</b>	<b>5 713</b>	<b>5 642</b>	<b>6 948</b>	<b>4 996</b>	A		Kayseri TR721	
7 928	6 718	6 529	5 981	5 499	5 345	6 799	4 839	D			
416	391	322	339	214	297	149	157	E			
<b>4 156</b>	<b>4 545</b>	<b>3 880</b>	<b>4 323</b>	<b>3 539</b>	<b>4 080</b>	<b>4 521</b>	<b>3 182</b>	A		General	
3 767	4 190	3 583	4 003	3 339	3 804	4 376	3 035	D			
389	355	297	320	200	276	145	147	E			
<b>4 188</b>	<b>2 564</b>	<b>2 971</b>	<b>1 997</b>	<b>2 174</b>	<b>1 562</b>	<b>2 427</b>	<b>1 814</b>	A		Vocational and technical	
4 161	2 528	2 946	1 978	2 160	1 541	2 423	1 804	D			
27	36	25	19	14	21	4	10	E			

## 2.9 İstatistikî Bölge Birimleri Sınıflaması 3. düzey, yerleşim yeri ve doğum yıllarına göre ortaöğretim de öğrenci sayısı (devam)

[2008/'09 öğretim yılı başı]

İBBS 3. Düzey	A. Toplam	D. Şehir	E. Köy	Doğum yılları						
				Toplam Total			1995 ve sonraki doğumlular Born in 1995 and after		1994	
				Toplam Total	Erkek Males	Kadın Females	Erkek Males	Kadın Females	Erkek Males	Kadın Females
<b>TR722 Sivas</b>	<b>A</b>	<b>34 434</b>	<b>19 211</b>	<b>15 223</b>	<b>1 021</b>	<b>307</b>	<b>3 805</b>	<b>3 376</b>		
	D	33 429	18 679	14 750	1 005	285	3 689	3 257		
	E	1 005	532	473	16	22	116	119		
Genel	<b>A</b>	<b>20 192</b>	<b>10 836</b>	<b>9 356</b>	<b>782</b>	<b>136</b>	<b>1 788</b>	<b>1 837</b>		
	D	19 355	10 433	8 922	769	114	1 694	1 725		
	E	837	403	434	13	22	94	112		
Mesleki ve teknik	<b>A</b>	<b>14 242</b>	<b>8 375</b>	<b>5 867</b>	<b>239</b>	<b>171</b>	<b>2 017</b>	<b>1 539</b>		
	D	14 074	8 246	5 828	236	171	1 995	1 532		
	E	168	129	39	3	-	22	7		
<b>TR723 Yozgat</b>	<b>A</b>	<b>23 126</b>	<b>13 080</b>	<b>10 046</b>	<b>345</b>	<b>419</b>	<b>2 921</b>	<b>2 271</b>		
	D	22 168	12 458	9 710	323	400	2 807	2 189		
	E	958	622	336	22	19	114	82		
Genel	<b>A</b>	<b>11 386</b>	<b>6 321</b>	<b>5 065</b>	<b>133</b>	<b>134</b>	<b>1 123</b>	<b>978</b>		
	D	10 854	6 016	4 838	118	122	1 064	919		
	E	532	305	227	15	12	59	59		
Mesleki ve teknik	<b>A</b>	<b>11 740</b>	<b>6 759</b>	<b>4 981</b>	<b>212</b>	<b>285</b>	<b>1 798</b>	<b>1 293</b>		
	D	11 314	6 442	4 872	205	278	1 743	1 270		
	E	426	317	109	7	7	55	23		
<b>TR811 Zonguldak</b>	<b>A</b>	<b>32 263</b>	<b>17 565</b>	<b>14 698</b>	<b>139</b>	<b>167</b>	<b>3 738</b>	<b>3 288</b>		
	D	26 616	14 620	11 996	120	139	3 026	2 606		
	E	5 647	2 945	2 702	19	28	712	682		
Genel	<b>A</b>	<b>17 585</b>	<b>8 282</b>	<b>9 303</b>	<b>65</b>	<b>84</b>	<b>1 521</b>	<b>1 922</b>		
	D	14 213	6 843	7 370	55	62	1 155	1 452		
	E	3 372	1 439	1 933	10	22	366	470		
Mesleki ve teknik	<b>A</b>	<b>14 678</b>	<b>9 283</b>	<b>5 395</b>	<b>74</b>	<b>83</b>	<b>2 217</b>	<b>1 366</b>		
	D	12 403	7 777	4 626	65	77	1 871	1 154		
	E	2 275	1 506	769	9	6	346	212		
<b>TR812 Karabük</b>	<b>A</b>	<b>12 538</b>	<b>6 641</b>	<b>5 897</b>	<b>51</b>	<b>47</b>	<b>1 328</b>	<b>1 266</b>		
	D	12 290	6 515	5 775	48	43	1 298	1 234		
	E	248	126	122	3	4	30	32		
Genel	<b>A</b>	<b>6 855</b>	<b>3 279</b>	<b>3 576</b>	<b>16</b>	<b>23</b>	<b>588</b>	<b>674</b>		
	D	6 710	3 207	3 503	16	22	575	651		
	E	145	72	73	-	1	13	23		
Mesleki ve teknik	<b>A</b>	<b>5 683</b>	<b>3 362</b>	<b>2 321</b>	<b>35</b>	<b>24</b>	<b>740</b>	<b>592</b>		
	D	5 580	3 308	2 272	32	21	723	583		
	E	103	54	49	3	3	17	9		
<b>TR813 Bartın</b>	<b>A</b>	<b>8 894</b>	<b>4 826</b>	<b>4 068</b>	<b>66</b>	<b>72</b>	<b>999</b>	<b>910</b>		
	D	8 084	4 359	3 725	60	58	887	812		
	E	810	467	343	6	14	112	98		
Genel	<b>A</b>	<b>3 495</b>	<b>1 593</b>	<b>1 902</b>	<b>18</b>	<b>25</b>	<b>323</b>	<b>407</b>		
	D	3 495	1 593	1 902	18	25	323	407		
	E	-	-	-	-	-	-	-		
Mesleki ve teknik	<b>A</b>	<b>5 399</b>	<b>3 233</b>	<b>2 166</b>	<b>48</b>	<b>47</b>	<b>676</b>	<b>503</b>		
	D	4 589	2 766	1 823	42	33	564	405		
	E	810	467	343	6	14	112	98		

## 2.9 Number of students in secondary education by year of birth and settlement place according to Classification of Statistical Region Units Level 3 (continued)

[Beginning of the educational year 2008/'09]

A. Total D. City E. Village

Year of birth										SRE Level 3	
1993		1992		1991		1990 ve önceki doğumlar Born in 1990 and before		A	D		E
Erkek Males	Kadın Females	Erkek Males	Kadın Females	Erkek Males	Kadın Females	Erkek Males	Kadın Females				
<b>4 040</b>	<b>3 288</b>	<b>3 670</b>	<b>3 165</b>	<b>3 097</b>	<b>2 719</b>	<b>3 578</b>	<b>2 368</b>				Sivas TR722
3 914	3 187	3 548	3 061	2 993	2 628	3 530	2 332				
126	101	122	104	104	91	48	36				
<b>1 952</b>	<b>1 905</b>	<b>1 943</b>	<b>1 978</b>	<b>1 863</b>	<b>1 959</b>	<b>2 508</b>	<b>1 541</b>				General
1 854	1 812	1 856	1 884	1 788	1 878	2 472	1 509				
98	93	87	94	75	81	36	32				
<b>2 088</b>	<b>1 383</b>	<b>1 727</b>	<b>1 187</b>	<b>1 234</b>	<b>760</b>	<b>1 070</b>	<b>827</b>				Vocational and technical
2 060	1 375	1 692	1 177	1 205	750	1 058	823				
28	8	35	10	29	10	12	4				
<b>2 828</b>	<b>2 374</b>	<b>2 564</b>	<b>2 008</b>	<b>2 220</b>	<b>1 665</b>	<b>2 202</b>	<b>1 309</b>				Yozgat TR723
2 701	2 289	2 410	1 932	2 080	1 612	2 137	1 288				
127	85	154	76	140	53	65	21				
<b>1 190</b>	<b>1 087</b>	<b>1 188</b>	<b>1 068</b>	<b>1 166</b>	<b>1 014</b>	<b>1 521</b>	<b>784</b>				General
1 117	1 027	1 110	1 015	1 107	982	1 500	773				
73	60	78	53	59	32	21	11				
<b>1 638</b>	<b>1 287</b>	<b>1 376</b>	<b>940</b>	<b>1 054</b>	<b>651</b>	<b>681</b>	<b>525</b>				Vocational and technical
1 584	1 262	1 300	917	973	630	637	515				
54	25	76	23	81	21	44	10				
<b>3 658</b>	<b>3 258</b>	<b>3 409</b>	<b>3 070</b>	<b>3 202</b>	<b>2 801</b>	<b>3 419</b>	<b>2 114</b>				Zonguldak TR811
2 991	2 605	2 728	2 432	2 518	2 228	3 237	1 986				
667	653	681	638	684	573	182	128				
<b>1 495</b>	<b>1 983</b>	<b>1 547</b>	<b>2 020</b>	<b>1 602</b>	<b>1 936</b>	<b>2 052</b>	<b>1 358</b>				General
1 135	1 513	1 212	1 551	1 328	1 527	1 958	1 265				
360	470	335	469	274	409	94	93				
<b>2 163</b>	<b>1 275</b>	<b>1 862</b>	<b>1 050</b>	<b>1 600</b>	<b>865</b>	<b>1 367</b>	<b>756</b>				Vocational and technical
1 856	1 092	1 516	881	1 190	701	1 279	721				
307	183	346	169	410	164	88	35				
<b>1 582</b>	<b>1 297</b>	<b>1 296</b>	<b>1 255</b>	<b>1 189</b>	<b>1 106</b>	<b>1 195</b>	<b>926</b>				Karabük TR812
1 548	1 262	1 269	1 232	1 167	1 082	1 185	922				
34	35	27	23	22	24	10	4				
<b>667</b>	<b>732</b>	<b>615</b>	<b>774</b>	<b>609</b>	<b>718</b>	<b>784</b>	<b>655</b>				General
643	714	599	762	600	702	774	652				
24	18	16	12	9	16	10	3				
<b>915</b>	<b>565</b>	<b>681</b>	<b>481</b>	<b>580</b>	<b>388</b>	<b>411</b>	<b>271</b>				Vocational and technical
905	548	670	470	567	380	411	270				
10	17	11	11	13	8	-	1				
<b>1 082</b>	<b>984</b>	<b>1 054</b>	<b>824</b>	<b>891</b>	<b>694</b>	<b>734</b>	<b>584</b>				Bartın TR813
956	898	951	750	793	634	712	573				
126	86	103	74	98	60	22	11				
<b>316</b>	<b>438</b>	<b>261</b>	<b>343</b>	<b>271</b>	<b>288</b>	<b>404</b>	<b>401</b>				General
316	438	261	343	271	288	404	401				
-	-	-	-	-	-	-	-				
<b>766</b>	<b>546</b>	<b>793</b>	<b>481</b>	<b>620</b>	<b>406</b>	<b>330</b>	<b>183</b>				Vocational and technical
640	460	690	407	522	346	308	172				
126	86	103	74	98	60	22	11				

## 2.9 İstatistikî Bölge Birimleri Sınıflaması 3. düzey, yerleşim yeri ve doğum yıllarına göre ortaöğretim de öğrenci sayısı (devam)

[2008/'09 öğretim yılı başı]

İBBS 3. Düzey	A. Toplam	D. Şehir	E. Köy	Doğum yılları						
				Toplam Total			1995 ve sonraki doğumlular Born in 1995 and after		1994	
				Toplam Total	Erkek Males	Kadın Females	Erkek Males	Kadın Females	Erkek Males	Kadın Females
<b>TR821 Kastamonu</b>	<b>A</b>	<b>17 219</b>	<b>9 554</b>	<b>7 665</b>	<b>125</b>	<b>157</b>	<b>1 929</b>	<b>1 529</b>		
	D	16 916	9 528	7 388	125	142	1 926	1 447		
	E	303	26	277	-	15	3	82		
Genel	<b>A</b>	<b>8 126</b>	<b>3 844</b>	<b>4 282</b>	<b>39</b>	<b>61</b>	<b>603</b>	<b>761</b>		
	D	8 057	3 818	4 239	39	59	600	749		
	E	69	26	43	-	2	3	12		
Mesleki ve teknik	<b>A</b>	<b>9 093</b>	<b>5 710</b>	<b>3 383</b>	<b>86</b>	<b>96</b>	<b>1 326</b>	<b>768</b>		
	D	8 859	5 710	3 149	86	83	1 326	698		
	E	234	-	234	-	13	-	70		
<b>TR822 Çankırı</b>	<b>A</b>	<b>9 241</b>	<b>5 338</b>	<b>3 903</b>	<b>63</b>	<b>80</b>	<b>1 115</b>	<b>903</b>		
	D	9 241	5 338	3 903	63	80	1 115	903		
	E	-	-	-	-	-	-	-		
Genel	<b>A</b>	<b>3 589</b>	<b>1 831</b>	<b>1 758</b>	<b>17</b>	<b>14</b>	<b>352</b>	<b>355</b>		
	D	3 589	1 831	1 758	17	14	352	355		
	E	-	-	-	-	-	-	-		
Mesleki ve teknik	<b>A</b>	<b>5 652</b>	<b>3 507</b>	<b>2 145</b>	<b>46</b>	<b>66</b>	<b>763</b>	<b>548</b>		
	D	5 652	3 507	2 145	46	66	763	548		
	E	-	-	-	-	-	-	-		
<b>TR823 Sinop</b>	<b>A</b>	<b>10 362</b>	<b>5 527</b>	<b>4 835</b>	<b>88</b>	<b>101</b>	<b>1 084</b>	<b>1 010</b>		
	D	9 893	5 245	4 648	84	99	1 008	963		
	E	469	282	187	4	2	76	47		
Genel	<b>A</b>	<b>5 347</b>	<b>2 367</b>	<b>2 980</b>	<b>25</b>	<b>34</b>	<b>415</b>	<b>530</b>		
	D	5 081	2 220	2 861	24	34	370	493		
	E	266	147	119	1	-	45	37		
Mesleki ve teknik	<b>A</b>	<b>5 015</b>	<b>3 160</b>	<b>1 855</b>	<b>63</b>	<b>67</b>	<b>669</b>	<b>480</b>		
	D	4 812	3 025	1 787	60	65	638	470		
	E	203	135	68	3	2	31	10		
<b>TR831 Samsun</b>	<b>A</b>	<b>67 187</b>	<b>34 879</b>	<b>32 308</b>	<b>772</b>	<b>922</b>	<b>7 561</b>	<b>6 914</b>		
	D	64 910	33 637	31 273	738	886	7 247	6 668		
	E	2 277	1 242	1 035	34	36	314	246		
Genel	<b>A</b>	<b>38 373</b>	<b>18 579</b>	<b>19 794</b>	<b>401</b>	<b>533</b>	<b>3 564</b>	<b>3 905</b>		
	D	36 973	17 792	19 181	387	518	3 377	3 789		
	E	1 400	787	613	14	15	187	116		
Mesleki ve teknik	<b>A</b>	<b>28 814</b>	<b>16 300</b>	<b>12 514</b>	<b>371</b>	<b>389</b>	<b>3 997</b>	<b>3 009</b>		
	D	27 937	15 845	12 092	351	368	3 870	2 879		
	E	877	455	422	20	21	127	130		
<b>TR832 Tokat</b>	<b>A</b>	<b>32 100</b>	<b>17 925</b>	<b>14 175</b>	<b>422</b>	<b>465</b>	<b>3 619</b>	<b>3 091</b>		
	D	31 769	17 735	14 034	418	459	3 589	3 060		
	E	331	190	141	4	6	30	31		
Genel	<b>A</b>	<b>16 757</b>	<b>8 470</b>	<b>8 287</b>	<b>144</b>	<b>217</b>	<b>1 510</b>	<b>1 576</b>		
	D	16 703	8 442	8 261	141	213	1 509	1 574		
	E	54	28	26	3	4	1	2		
Mesleki ve teknik	<b>A</b>	<b>15 343</b>	<b>9 455</b>	<b>5 888</b>	<b>278</b>	<b>248</b>	<b>2 109</b>	<b>1 515</b>		
	D	15 066	9 293	5 773	277	246	2 080	1 486		
	E	277	162	115	1	2	29	29		

## 2.9 Number of students in secondary education by year of birth and settlement place according to Classification of Statistical Region Units Level 3 (continued)

[Beginning of the educational year 2008/'09]

A. Total D. City E. Village

		Year of birth						1990 ve önceki doğumlar Born in 1990 and before			
1993		1992		1991		1990 ve önceki doğumlar Born in 1990 and before					
Erkek Males	Kadın Females	Erkek Males	Kadın Females	Erkek Males	Kadın Females	Erkek Males	Kadın Females			SRE Level 3	
<b>2 178</b>	<b>1 725</b>	<b>1 904</b>	<b>1 521</b>	<b>1 723</b>	<b>1 390</b>	<b>1 695</b>	<b>1 343</b>	A		Kastamonu TR821	
2 171	1 655	1 896	1 455	1 718	1 354	1 692	1 335	D			
7	70	8	66	5	36	3	8	E			
<b>681</b>	<b>878</b>	<b>688</b>	<b>818</b>	<b>700</b>	<b>826</b>	<b>1 133</b>	<b>938</b>	A		General	
674	869	680	806	695	819	1 130	937	D			
7	9	8	12	5	7	3	1	E			
<b>1 497</b>	<b>847</b>	<b>1 216</b>	<b>703</b>	<b>1 023</b>	<b>564</b>	<b>562</b>	<b>405</b>	A		Vocational and technical	
1 497	786	1 216	649	1 023	535	562	398	D			
-	61	-	54	-	29	-	7	E			
<b>1 299</b>	<b>953</b>	<b>1 021</b>	<b>761</b>	<b>898</b>	<b>674</b>	<b>942</b>	<b>532</b>	A		Çankırı TR822	
1 299	953	1 021	761	898	674	942	532	D			
-	-	-	-	-	-	-	-	E			
<b>337</b>	<b>386</b>	<b>325</b>	<b>343</b>	<b>328</b>	<b>354</b>	<b>472</b>	<b>306</b>	A		General	
337	386	325	343	328	354	472	306	D			
-	-	-	-	-	-	-	-	E			
<b>962</b>	<b>567</b>	<b>696</b>	<b>418</b>	<b>570</b>	<b>320</b>	<b>470</b>	<b>226</b>	A		Vocational and technical	
962	567	696	418	570	320	470	226	D			
-	-	-	-	-	-	-	-	E			
<b>1 241</b>	<b>1 147</b>	<b>1 073</b>	<b>910</b>	<b>1 014</b>	<b>891</b>	<b>1 027</b>	<b>776</b>	A		Sinop TR823	
1 176	1 088	1 009	880	960	857	1 008	761	D			
65	59	64	30	54	34	19	15	E			
<b>474</b>	<b>687</b>	<b>398</b>	<b>486</b>	<b>437</b>	<b>604</b>	<b>618</b>	<b>639</b>	A		General	
437	646	372	472	407	586	610	630	D			
37	41	26	14	30	18	8	9	E			
<b>767</b>	<b>460</b>	<b>675</b>	<b>424</b>	<b>577</b>	<b>287</b>	<b>409</b>	<b>137</b>	A		Vocational and technical	
739	442	637	408	553	271	398	131	D			
28	18	38	16	24	16	11	6	E			
<b>8 003</b>	<b>7 229</b>	<b>6 698</b>	<b>6 099</b>	<b>5 710</b>	<b>5 298</b>	<b>6 135</b>	<b>5 846</b>	A		Samsun TR831	
7 687	6 964	6 453	5 882	5 469	5 114	6 043	5 759	D			
316	265	245	217	241	184	92	87	E			
<b>3 958</b>	<b>4 270</b>	<b>3 515</b>	<b>3 985</b>	<b>3 271</b>	<b>3 643</b>	<b>3 870</b>	<b>3 458</b>	A		General	
3 772	4 121	3 344	3 854	3 108	3 512	3 804	3 387	D			
186	149	171	131	163	131	66	71	E			
<b>4 045</b>	<b>2 959</b>	<b>3 183</b>	<b>2 114</b>	<b>2 439</b>	<b>1 655</b>	<b>2 265</b>	<b>2 388</b>	A		Vocational and technical	
3 915	2 843	3 109	2 028	2 361	1 602	2 239	2 372	D			
130	116	74	86	78	53	26	16	E			
<b>4 153</b>	<b>3 373</b>	<b>3 517</b>	<b>2 777</b>	<b>2 909</b>	<b>2 321</b>	<b>3 305</b>	<b>2 148</b>	A		Tokat TR832	
4 099	3 322	3 470	2 746	2 878	2 302	3 281	2 145	D			
54	51	47	31	31	19	24	3	E			
<b>1 700</b>	<b>1 811</b>	<b>1 524</b>	<b>1 692</b>	<b>1 525</b>	<b>1 593</b>	<b>2 067</b>	<b>1 398</b>	A		General	
1 686	1 799	1 519	1 685	1 523	1 593	2 064	1 397	D			
14	12	5	7	2	-	3	1	E			
<b>2 453</b>	<b>1 562</b>	<b>1 993</b>	<b>1 085</b>	<b>1 384</b>	<b>728</b>	<b>1 238</b>	<b>750</b>	A		Vocational and technical	
2 413	1 523	1 951	1 061	1 355	709	1 217	748	D			
40	39	42	24	29	19	21	2	E			

## 2.9 İstatistikî Bölge Birimleri Sınıflaması 3. düzey, yerleşim yeri ve doğum yıllarına göre ortaöğretim öğrenci sayısı (devam)

[2008/'09 öğretim yılı başı]

İBBS 3. Düzey	A. Toplam	D. Şehir	E. Köy	Doğum yılları						
				Toplam Total			1995 ve sonraki doğumlular Born in 1995 and after		1994	
				Toplam Total	Erkek Males	Kadın Females	Erkek Males	Kadın Females	Erkek Males	Kadın Females
<b>TR833 Çorum</b>	<b>A</b>	<b>27 396</b>	<b>14 824</b>	<b>12 572</b>	<b>201</b>	<b>189</b>	<b>2 624</b>	<b>2 632</b>		
	D	27 081	14 650	12 431	196	186	2 579	2 607		
	E	315	174	141	5	3	45	25		
Genel	<b>A</b>	<b>16 273</b>	<b>8 189</b>	<b>8 084</b>	<b>69</b>	<b>87</b>	<b>1 346</b>	<b>1 547</b>		
	D	16 273	8 189	8 084	69	87	1 346	1 547		
	E	-	-	-	-	-	-	-		
Mesleki ve teknik	<b>A</b>	<b>11 123</b>	<b>6 635</b>	<b>4 488</b>	<b>132</b>	<b>102</b>	<b>1 278</b>	<b>1 085</b>		
	D	10 808	6 461	4 347	127	99	1 233	1 060		
	E	315	174	141	5	3	45	25		
<b>TR834 Amasya</b>	<b>A</b>	<b>18 697</b>	<b>10 057</b>	<b>8 640</b>	<b>234</b>	<b>172</b>	<b>2 082</b>	<b>1 922</b>		
	D	18 196	9 693	8 503	224	165	1 970	1 880		
	E	501	364	137	10	7	112	42		
Genel	<b>A</b>	<b>8 685</b>	<b>4 405</b>	<b>4 280</b>	<b>57</b>	<b>59</b>	<b>755</b>	<b>779</b>		
	D	8 523	4 313	4 210	56	57	733	763		
	E	162	92	70	1	2	22	16		
Mesleki ve teknik	<b>A</b>	<b>10 012</b>	<b>5 652</b>	<b>4 360</b>	<b>177</b>	<b>113</b>	<b>1 327</b>	<b>1 143</b>		
	D	9 673	5 380	4 293	168	108	1 237	1 117		
	E	339	272	67	9	5	90	26		
<b>TR901 Trabzon</b>	<b>A</b>	<b>47 179</b>	<b>24 984</b>	<b>22 195</b>	<b>1 026</b>	<b>498</b>	<b>5 201</b>	<b>4 748</b>		
	D	43 872	23 173	20 699	993	446	4 759	4 379		
	E	3 307	1 811	1 496	33	52	442	369		
Genel	<b>A</b>	<b>24 432</b>	<b>12 102</b>	<b>12 330</b>	<b>170</b>	<b>202</b>	<b>2 352</b>	<b>2 559</b>		
	D	22 886	11 336	11 550	156	173	2 154	2 373		
	E	1 546	766	780	14	29	198	186		
Mesleki ve teknik	<b>A</b>	<b>22 747</b>	<b>12 882</b>	<b>9 865</b>	<b>856</b>	<b>296</b>	<b>2 849</b>	<b>2 189</b>		
	D	20 986	11 837	9 149	837	273	2 605	2 006		
	E	1 761	1 045	716	19	23	244	183		
<b>TR902 Ordu</b>	<b>A</b>	<b>35 256</b>	<b>18 902</b>	<b>16 354</b>	<b>261</b>	<b>362</b>	<b>4 120</b>	<b>3 603</b>		
	D	31 939	17 142	14 797	228	319	3 769	3 269		
	E	3 317	1 760	1 557	33	43	351	334		
Genel	<b>A</b>	<b>17 493</b>	<b>8 497</b>	<b>8 996</b>	<b>110</b>	<b>128</b>	<b>1 628</b>	<b>1 803</b>		
	D	15 304	7 420	7 884	97	112	1 412	1 570		
	E	2 189	1 077	1 112	13	16	216	233		
Mesleki ve teknik	<b>A</b>	<b>17 763</b>	<b>10 405</b>	<b>7 358</b>	<b>151</b>	<b>234</b>	<b>2 492</b>	<b>1 800</b>		
	D	16 635	9 722	6 913	131	207	2 357	1 699		
	E	1 128	683	445	20	27	135	101		
<b>TR903 Giresun</b>	<b>A</b>	<b>24 890</b>	<b>13 496</b>	<b>11 394</b>	<b>241</b>	<b>221</b>	<b>2 784</b>	<b>2 433</b>		
	D	24 650	13 373	11 277	237	216	2 752	2 402		
	E	240	123	117	4	5	32	31		
Genel	<b>A</b>	<b>10 748</b>	<b>5 326</b>	<b>5 422</b>	<b>80</b>	<b>82</b>	<b>1 011</b>	<b>1 097</b>		
	D	10 634	5 261	5 373	79	81	989	1 083		
	E	114	65	49	1	1	22	14		
Mesleki ve teknik	<b>A</b>	<b>14 142</b>	<b>8 170</b>	<b>5 972</b>	<b>161</b>	<b>139</b>	<b>1 773</b>	<b>1 336</b>		
	D	14 016	8 112	5 904	158	135	1 763	1 319		
	E	126	58	68	3	4	10	17		

## 2.9 Number of students in secondary education by year of birth and settlement place according to Classification of Statistical Region Units Level 3 (continued)

[Beginning of the educational year 2008/'09]

A. Total D. City E. Village

1993		1992		1991		1990 ve önceki doğumlar		SRE Level 3	
Erkek Males	Kadın Females	Erkek Males	Kadın Females	Erkek Males	Kadın Females	Erkek Males	Kadın Females		
<b>3 527</b>	<b>2 857</b>	<b>2 990</b>	<b>2 525</b>	<b>2 499</b>	<b>2 279</b>	<b>2 983</b>	<b>2 090</b>	A	Çorum TR833
3 484	2 818	2 949	2 495	2 474	2 247	2 968	2 078	D	
43	39	41	30	25	32	15	12	E	
<b>1 702</b>	<b>1 672</b>	<b>1 642</b>	<b>1 664</b>	<b>1 559</b>	<b>1 650</b>	<b>1 871</b>	<b>1 464</b>	A	General
1 702	1 672	1 642	1 664	1 559	1 650	1 871	1 464	D	
-	-	-	-	-	-	-	-	E	
<b>1 825</b>	<b>1 185</b>	<b>1 348</b>	<b>861</b>	<b>940</b>	<b>629</b>	<b>1 112</b>	<b>626</b>	A	Vocational and technical
1 782	1 146	1 307	831	915	597	1 097	614	D	
43	39	41	30	25	32	15	12	E	
<b>2 184</b>	<b>1 948</b>	<b>2 088</b>	<b>1 693</b>	<b>1 763</b>	<b>1 625</b>	<b>1 706</b>	<b>1 280</b>	A	Amasya TR834
2 071	1 913	2 023	1 674	1 717	1 601	1 688	1 270	D	
113	35	65	19	46	24	18	10	E	
<b>794</b>	<b>878</b>	<b>847</b>	<b>850</b>	<b>892</b>	<b>995</b>	<b>1 060</b>	<b>719</b>	A	General
760	859	827	835	881	982	1 056	714	D	
34	19	20	15	11	13	4	5	E	
<b>1 390</b>	<b>1 070</b>	<b>1 241</b>	<b>843</b>	<b>871</b>	<b>630</b>	<b>646</b>	<b>561</b>	A	Vocational and technical
1 311	1 054	1 196	839	836	619	632	556	D	
79	16	45	4	35	11	14	5	E	
<b>5 460</b>	<b>5 046</b>	<b>4 719</b>	<b>4 544</b>	<b>3 867</b>	<b>3 572</b>	<b>4 711</b>	<b>3 787</b>	A	Trabzon TR901
5 021	4 674	4 317	4 179	3 489	3 301	4 594	3 720	D	
439	372	402	365	378	271	117	67	E	
<b>2 483</b>	<b>2 642</b>	<b>2 473</b>	<b>2 727</b>	<b>2 176</b>	<b>2 266</b>	<b>2 448</b>	<b>1 934</b>	A	General
2 315	2 462	2 290	2 525	2 010	2 110	2 411	1 907	D	
168	180	183	202	166	156	37	27	E	
<b>2 977</b>	<b>2 404</b>	<b>2 246</b>	<b>1 817</b>	<b>1 691</b>	<b>1 306</b>	<b>2 263</b>	<b>1 853</b>	A	Vocational and technical
2 706	2 212	2 027	1 654	1 479	1 191	2 183	1 813	D	
271	192	219	163	212	115	80	40	E	
<b>4 528</b>	<b>3 956</b>	<b>3 947</b>	<b>3 308</b>	<b>3 407</b>	<b>3 111</b>	<b>2 639</b>	<b>2 014</b>	A	Ordu TR902
4 108	3 523	3 544	2 987	2 987	2 740	2 506	1 959	D	
420	433	403	321	420	371	133	55	E	
<b>1 846</b>	<b>2 138</b>	<b>1 793</b>	<b>1 905</b>	<b>1 748</b>	<b>1 985</b>	<b>1 372</b>	<b>1 037</b>	A	General
1 591	1 824	1 542	1 683	1 455	1 678	1 323	1 017	D	
255	314	251	222	293	307	49	20	E	
<b>2 682</b>	<b>1 818</b>	<b>2 154</b>	<b>1 403</b>	<b>1 659</b>	<b>1 126</b>	<b>1 267</b>	<b>977</b>	A	Vocational and technical
2 517	1 699	2 002	1 304	1 532	1 062	1 183	942	D	
165	119	152	99	127	64	84	35	E	
<b>3 106</b>	<b>2 576</b>	<b>2 808</b>	<b>2 476</b>	<b>2 528</b>	<b>2 082</b>	<b>2 029</b>	<b>1 606</b>	A	Giresun TR903
3 087	2 555	2 782	2 445	2 503	2 058	2 012	1 601	D	
19	21	26	31	25	24	17	5	E	
<b>1 046</b>	<b>1 104</b>	<b>1 053</b>	<b>1 170</b>	<b>1 123</b>	<b>1 135</b>	<b>1 013</b>	<b>834</b>	A	General
1 034	1 097	1 043	1 155	1 105	1 125	1 011	832	D	
12	7	10	15	18	10	2	2	E	
<b>2 060</b>	<b>1 472</b>	<b>1 755</b>	<b>1 306</b>	<b>1 405</b>	<b>947</b>	<b>1 016</b>	<b>772</b>	A	Vocational and technical
2 053	1 458	1 739	1 290	1 398	933	1 001	769	D	
7	14	16	16	7	14	15	3	E	



## 2.9 İstatistikî Bölge Birimleri Sınıflaması 3. düzey, yerleşim yeri ve doğum yıllarına göre ortaöğretim de öğrenci sayısı (devam)

[2008/'09 öğretim yılı başı]

İBBS 3. Düzey	A. Toplam	D. Şehir	E. Köy	Doğum yılları						
				Toplam Total			1995 ve sonraki doğumlular Born in 1995 and after		1994	
				Toplam Total	Erkek Males	Kadın Females	Erkek Males	Kadın Females	Erkek Males	Kadın Females
<b>TR904 Rize</b>	<b>A</b>	<b>23 229</b>	<b>12 494</b>	<b>10 735</b>	<b>348</b>	<b>264</b>	<b>2 399</b>	<b>2 238</b>		
	D	22 785	12 184	10 601	342	261	2 319	2 191		
	E	444	310	134	6	3	80	47		
Genel	<b>A</b>	<b>10 832</b>	<b>5 350</b>	<b>5 482</b>	<b>132</b>	<b>144</b>	<b>1 043</b>	<b>1 070</b>		
	D	10 388	5 040	5 348	126	141	963	1 023		
	E	444	310	134	6	3	80	47		
Mesleki ve teknik	<b>A</b>	<b>12 397</b>	<b>7 144</b>	<b>5 253</b>	<b>216</b>	<b>120</b>	<b>1 356</b>	<b>1 168</b>		
	D	12 397	7 144	5 253	216	120	1 356	1 168		
	E	-	-	-	-	-	-	-		
<b>TR905 Artvin</b>	<b>A</b>	<b>9 793</b>	<b>5 205</b>	<b>4 588</b>	<b>95</b>	<b>109</b>	<b>1 028</b>	<b>1 036</b>		
	D	9 025	4 700	4 325	84	102	933	979		
	E	768	505	263	11	7	95	57		
Genel	<b>A</b>	<b>3 953</b>	<b>1 910</b>	<b>2 043</b>	<b>33</b>	<b>51</b>	<b>338</b>	<b>463</b>		
	D	3 827	1 814	2 013	30	51	320	454		
	E	126	96	30	3	-	18	9		
Mesleki ve teknik	<b>A</b>	<b>5 840</b>	<b>3 295</b>	<b>2 545</b>	<b>62</b>	<b>58</b>	<b>690</b>	<b>573</b>		
	D	5 198	2 886	2 312	54	51	613	525		
	E	642	409	233	8	7	77	48		
<b>TR906 Gümüşhane</b>	<b>A</b>	<b>7 025</b>	<b>3 910</b>	<b>3 115</b>	<b>90</b>	<b>82</b>	<b>862</b>	<b>753</b>		
	D	6 888	3 820	3 068	86	79	837	744		
	E	137	90	47	4	3	25	9		
Genel	<b>A</b>	<b>3 441</b>	<b>1 973</b>	<b>1 468</b>	<b>46</b>	<b>40</b>	<b>372</b>	<b>346</b>		
	D	3 304	1 883	1 421	42	37	347	337		
	E	137	90	47	4	3	25	9		
Mesleki ve teknik	<b>A</b>	<b>3 584</b>	<b>1 937</b>	<b>1 647</b>	<b>44</b>	<b>42</b>	<b>490</b>	<b>407</b>		
	D	3 584	1 937	1 647	44	42	490	407		
	E	-	-	-	-	-	-	-		
<b>TRA11 Erzurum</b>	<b>A</b>	<b>38 292</b>	<b>23 089</b>	<b>15 203</b>	<b>820</b>	<b>541</b>	<b>4 154</b>	<b>3 063</b>		
	D	37 652	22 630	15 022	780	520	4 064	3 019		
	E	640	459	181	40	21	90	44		
Genel	<b>A</b>	<b>23 939</b>	<b>14 216</b>	<b>9 723</b>	<b>471</b>	<b>295</b>	<b>2 349</b>	<b>1 916</b>		
	D	23 412	13 821	9 591	433	277	2 268	1 886		
	E	527	395	132	38	18	81	30		
Mesleki ve teknik	<b>A</b>	<b>14 353</b>	<b>8 873</b>	<b>5 480</b>	<b>349</b>	<b>246</b>	<b>1 805</b>	<b>1 147</b>		
	D	14 240	8 809	5 431	347	243	1 796	1 133		
	E	113	64	49	2	3	9	14		
<b>TRA12 Erzincan</b>	<b>A</b>	<b>13 216</b>	<b>7 420</b>	<b>5 796</b>	<b>178</b>	<b>177</b>	<b>1 560</b>	<b>1 320</b>		
	D	12 767	7 162	5 605	174	166	1 506	1 274		
	E	449	258	191	4	11	54	46		
Genel	<b>A</b>	<b>7 398</b>	<b>3 974</b>	<b>3 424</b>	<b>77</b>	<b>87</b>	<b>767</b>	<b>682</b>		
	D	6 949	3 716	3 233	73	76	713	636		
	E	449	258	191	4	11	54	46		
Mesleki ve teknik	<b>A</b>	<b>5 818</b>	<b>3 446</b>	<b>2 372</b>	<b>101</b>	<b>90</b>	<b>793</b>	<b>638</b>		
	D	5 818	3 446	2 372	101	90	793	638		
	E	-	-	-	-	-	-	-		

2.9 Number of students in secondary education by year of birth and settlement place according to Classification of Statistical Region Units Level 3 (continued)  
[Beginning of the educational year 2008/'09]

A. Total		D. City		E. Village		Year of birth		1990 ve önceki doğumlar Born in 1990 and before		SRE Level 3	
1993		1992		1991		1990 ve önceki doğumlar					
Erkek Males	Kadın Females	Erkek Males	Kadın Females	Erkek Males	Kadın Females	Erkek Males	Kadın Females	Erkek Males	Kadın Females		
<b>2 637</b>	<b>2 143</b>	<b>2 241</b>	<b>2 047</b>	<b>1 836</b>	<b>1 751</b>	<b>3 033</b>	<b>2 292</b>	A		Rize TR904	
2 551	2 108	2 175	2 022	1 783	1 727	3 014	2 292	D			
86	35	66	25	53	24	19		E			
<b>1 044</b>	<b>1 065</b>	<b>925</b>	<b>1 001</b>	<b>916</b>	<b>995</b>	<b>1 290</b>	<b>1 207</b>	A		General	
958	1 030	859	976	863	971	1 271	1 207	D			
86	35	66	25	53	24	19	-	E			
<b>1 593</b>	<b>1 078</b>	<b>1 316</b>	<b>1 046</b>	<b>920</b>	<b>756</b>	<b>1 743</b>	<b>1 085</b>	A		Vocational and technical	
1 593	1 078	1 316	1 046	920	756	1 743	1 085	D			
-	-	-	-	-	-	-	-	E			
<b>1 273</b>	<b>1 022</b>	<b>1 084</b>	<b>998</b>	<b>899</b>	<b>789</b>	<b>826</b>	<b>634</b>	A		Artvin TR905	
1 148	953	956	936	798	741	781	614	D			
125	69	128	62	101	48	45	20	E			
<b>379</b>	<b>378</b>	<b>382</b>	<b>394</b>	<b>323</b>	<b>346</b>	<b>455</b>	<b>411</b>	A		General	
360	372	353	388	306	340	445	408	D			
19	6	29	6	17	6	10	3	E			
<b>894</b>	<b>644</b>	<b>702</b>	<b>604</b>	<b>576</b>	<b>443</b>	<b>371</b>	<b>223</b>	A		Vocational and technical	
788	581	603	548	492	401	336	206	D			
106	63	99	56	84	42	35	17	E			
<b>943</b>	<b>711</b>	<b>774</b>	<b>634</b>	<b>567</b>	<b>476</b>	<b>674</b>	<b>459</b>	A		Gümüşhane TR906	
919	701	755	626	557	464	666	454	D			
24	10	19	8	10	12	8	5	E			
<b>403</b>	<b>325</b>	<b>395</b>	<b>315</b>	<b>276</b>	<b>209</b>	<b>481</b>	<b>233</b>	A		General	
379	315	376	307	266	197	473	228	D			
24	10	19	8	10	12	8	5	E			
<b>540</b>	<b>386</b>	<b>379</b>	<b>319</b>	<b>291</b>	<b>267</b>	<b>193</b>	<b>226</b>	A		Vocational and technical	
540	386	379	319	291	267	193	226	D			
-	-	-	-	-	-	-	-	E			
<b>4 796</b>	<b>3 204</b>	<b>4 113</b>	<b>2 871</b>	<b>3 171</b>	<b>1 936</b>	<b>6 035</b>	<b>3 588</b>	A		Erzurum TRA11	
4 682	3 155	4 021	2 840	3 096	1 917	5 987	3 571	D			
114	49	92	31	75	19	48	17	E			
<b>2 700</b>	<b>2 014</b>	<b>2 541</b>	<b>1 875</b>	<b>2 135</b>	<b>1 363</b>	<b>4 020</b>	<b>2 260</b>	A		General	
2 602	1 980	2 464	1 853	2 073	1 348	3 981	2 247	D			
98	34	77	22	62	15	39	13	E			
<b>2 096</b>	<b>1 190</b>	<b>1 572</b>	<b>996</b>	<b>1 036</b>	<b>573</b>	<b>2 015</b>	<b>1 328</b>	A		Vocational and technical	
2 080	1 175	1 557	987	1 023	569	2 006	1 324	D			
16	15	15	9	13	4	9	4	E			
<b>1 752</b>	<b>1 360</b>	<b>1 537</b>	<b>1 183</b>	<b>1 200</b>	<b>871</b>	<b>1 193</b>	<b>885</b>	A		Erzincan TRA12	
1 690	1 315	1 476	1 142	1 142	836	1 174	872	D			
62	45	61	41	58	35	19	13	E			
<b>842</b>	<b>771</b>	<b>821</b>	<b>771</b>	<b>722</b>	<b>611</b>	<b>745</b>	<b>502</b>	A		General	
780	726	760	730	664	576	726	489	D			
62	45	61	41	58	35	19	13	E			
<b>910</b>	<b>589</b>	<b>716</b>	<b>412</b>	<b>478</b>	<b>260</b>	<b>448</b>	<b>383</b>	A		Vocational and technical	
910	589	716	412	478	260	448	383	D			
-	-	-	-	-	-	-	-	E			

## 2.9 İstatistikî Bölge Birimleri Sınıflaması 3. düzey, yerleşim yeri ve doğum yıllarına göre ortaöğretim de öğrenci sayısı (devam)

[2008/'09 öğretim yılı başı]

İBBS 3. Düzey	A. Toplam	D. Şehir	E. Köy	Doğum yılları						
				Toplam Total			1995 ve sonraki doğumlular Born in 1995 and after		1994	
				Toplam Total	Erkek Males	Kadın Females	Erkek Males	Kadın Females	Erkek Males	Kadın Females
<b>TRA13 Bayburt</b>	<b>A</b>	<b>4 178</b>	<b>2 528</b>	<b>1 650</b>	<b>62</b>	<b>87</b>	<b>548</b>	<b>368</b>		
	D	4 101	2 487	1 614	55	83	540	360		
	E	77	41	36	7	4	8	8		
Genel	<b>A</b>	<b>2 318</b>	<b>1 425</b>	<b>893</b>	<b>27</b>	<b>43</b>	<b>300</b>	<b>191</b>		
	D	2 241	1 384	857	20	39	292	183		
	E	77	41	36	7	4	8	8		
Mesleki ve teknik	<b>A</b>	<b>1 860</b>	<b>1 103</b>	<b>757</b>	<b>35</b>	<b>44</b>	<b>248</b>	<b>177</b>		
	D	1 860	1 103	757	35	44	248	177		
	E	-	-	-	-	-	-	-		
<b>TRA21 Ağrı</b>	<b>A</b>	<b>16 769</b>	<b>10 963</b>	<b>5 806</b>	<b>955</b>	<b>414</b>	<b>1 763</b>	<b>966</b>		
	D	16 769	10 963	5 806	955	414	1 763	966		
	E	-	-	-	-	-	-	-		
Genel	<b>A</b>	<b>11 859</b>	<b>7 938</b>	<b>3 921</b>	<b>637</b>	<b>311</b>	<b>1 211</b>	<b>614</b>		
	D	11 859	7 938	3 921	637	311	1 211	614		
	E	-	-	-	-	-	-	-		
Mesleki ve teknik	<b>A</b>	<b>4 910</b>	<b>3 025</b>	<b>1 885</b>	<b>318</b>	<b>103</b>	<b>552</b>	<b>352</b>		
	D	4 910	3 025	1 885	318	103	552	352		
	E	-	-	-	-	-	-	-		
<b>TRA22 Kars</b>	<b>A</b>	<b>12 194</b>	<b>6 925</b>	<b>5 269</b>	<b>348</b>	<b>242</b>	<b>1 064</b>	<b>949</b>		
	D	11 788	6 674	5 114	334	230	1 011	919		
	E	406	251	155	14	12	53	30		
Genel	<b>A</b>	<b>8 865</b>	<b>4 866</b>	<b>3 999</b>	<b>239</b>	<b>210</b>	<b>593</b>	<b>558</b>		
	D	8 459	4 615	3 844	225	198	540	528		
	E	406	251	155	14	12	53	30		
Mesleki ve teknik	<b>A</b>	<b>3 329</b>	<b>2 059</b>	<b>1 270</b>	<b>109</b>	<b>32</b>	<b>471</b>	<b>391</b>		
	D	3 329	2 059	1 270	109	32	471	391		
	E	-	-	-	-	-	-	-		
<b>TRA23 Iğdır</b>	<b>A</b>	<b>10 002</b>	<b>5 303</b>	<b>4 699</b>	<b>449</b>	<b>399</b>	<b>894</b>	<b>743</b>		
	D	9 519	5 013	4 506	423	386	813	696		
	E	483	290	193	26	13	81	47		
Genel	<b>A</b>	<b>7 067</b>	<b>3 773</b>	<b>3 294</b>	<b>348</b>	<b>334</b>	<b>566</b>	<b>516</b>		
	D	6 774	3 588	3 186	324	322	511	487		
	E	293	185	108	24	12	55	29		
Mesleki ve teknik	<b>A</b>	<b>2 935</b>	<b>1 530</b>	<b>1 405</b>	<b>101</b>	<b>65</b>	<b>328</b>	<b>227</b>		
	D	2 745	1 425	1 320	99	64	302	209		
	E	190	105	85	2	1	26	18		
<b>TRA24 Ardahan</b>	<b>A</b>	<b>4 981</b>	<b>2 708</b>	<b>2 273</b>	<b>167</b>	<b>174</b>	<b>602</b>	<b>509</b>		
	D	4 715	2 573	2 142	156	161	578	481		
	E	266	135	131	11	13	24	28		
Genel	<b>A</b>	<b>2 963</b>	<b>1 655</b>	<b>1 308</b>	<b>98</b>	<b>86</b>	<b>349</b>	<b>286</b>		
	D	2 878	1 610	1 268	96	81	339	274		
	E	85	45	40	2	5	10	12		
Mesleki ve teknik	<b>A</b>	<b>2 018</b>	<b>1 053</b>	<b>965</b>	<b>69</b>	<b>88</b>	<b>253</b>	<b>223</b>		
	D	1 837	963	874	60	80	239	207		
	E	181	90	91	9	8	14	16		

## 2.9 Number of students in secondary education by year of birth and settlement place according to Classification of Statistical Region Units Level 3 (continued)

[Beginning of the educational year 2008/'09]

A. Total D. City E. Village

		Year of birth						1990 ve önceki doğumlar Born in 1990 and before			
1993		1992		1991		1990 ve önceki doğumlar					
Erkek Males	Kadın Females	Erkek Males	Kadın Females	Erkek Males	Kadın Females	Erkek Males	Kadın Females			SRE Level 3	
<b>634</b>	<b>360</b>	<b>510</b>	<b>318</b>	<b>411</b>	<b>218</b>	<b>363</b>	<b>299</b>	A		Bayburt TRA13	
622	350	501	306	406	216	363	299	D			
12	10	9	12	5	2	-	-	E			
<b>320</b>	<b>198</b>	<b>267</b>	<b>165</b>	<b>261</b>	<b>126</b>	<b>250</b>	<b>170</b>	A		General	
308	188	258	153	256	124	250	170	D			
12	10	9	12	5	2	-	-	E			
<b>314</b>	<b>162</b>	<b>243</b>	<b>153</b>	<b>150</b>	<b>92</b>	<b>113</b>	<b>129</b>	A		Vocational and technical	
314	162	243	153	150	92	113	129	D			
-	-	-	-	-	-	-	-	E			
<b>2 053</b>	<b>1 188</b>	<b>1 919</b>	<b>1 051</b>	<b>1 491</b>	<b>770</b>	<b>2 782</b>	<b>1 417</b>	A		Ağrı TRA21	
2 053	1 188	1 919	1 051	1 491	770	2 782	1 417	D			
-	-	-	-	-	-	-	-	E			
<b>1 371</b>	<b>776</b>	<b>1 317</b>	<b>746</b>	<b>1 108</b>	<b>589</b>	<b>2 294</b>	<b>885</b>	A		General	
1 371	776	1 317	746	1 108	589	2 294	885	D			
-	-	-	-	-	-	-	-	E			
<b>682</b>	<b>412</b>	<b>602</b>	<b>305</b>	<b>383</b>	<b>181</b>	<b>488</b>	<b>532</b>	A		Vocational and technical	
682	412	602	305	383	181	488	532	D			
-	-	-	-	-	-	-	-	E			
<b>1 513</b>	<b>1 226</b>	<b>1 212</b>	<b>1 036</b>	<b>875</b>	<b>772</b>	<b>1 913</b>	<b>1 044</b>	A		Kars TRA22	
1 451	1 188	1 157	1 004	845	756	1 876	1 017	D			
62	38	55	32	30	16	37	27	E			
<b>1 012</b>	<b>919</b>	<b>853</b>	<b>772</b>	<b>632</b>	<b>598</b>	<b>1 537</b>	<b>942</b>	A		General	
950	881	798	740	602	582	1 500	915	D			
62	38	55	32	30	16	37	27	E			
<b>501</b>	<b>307</b>	<b>359</b>	<b>264</b>	<b>243</b>	<b>174</b>	<b>376</b>	<b>102</b>	A		Vocational and technical	
501	307	359	264	243	174	376	102	D			
-	-	-	-	-	-	-	-	E			
<b>1 091</b>	<b>1 036</b>	<b>926</b>	<b>826</b>	<b>587</b>	<b>548</b>	<b>1 356</b>	<b>1 147</b>	A		Iğdır TRA23	
1 029	986	863	786	554	524	1 331	1 128	D			
62	50	63	40	33	24	25	19	E			
<b>762</b>	<b>758</b>	<b>649</b>	<b>600</b>	<b>412</b>	<b>378</b>	<b>1 036</b>	<b>708</b>	A		General	
713	731	616	576	405	371	1 019	699	D			
49	27	33	24	7	7	17	9	E			
<b>329</b>	<b>278</b>	<b>277</b>	<b>226</b>	<b>175</b>	<b>170</b>	<b>320</b>	<b>439</b>	A		Vocational and technical	
316	255	247	210	149	153	312	429	D			
13	23	30	16	26	17	8	10	E			
<b>652</b>	<b>610</b>	<b>510</b>	<b>417</b>	<b>364</b>	<b>293</b>	<b>413</b>	<b>270</b>	A		Ardahan TRA24	
621	585	478	386	337	275	403	254	D			
31	25	32	31	27	18	10	16	E			
<b>381</b>	<b>320</b>	<b>297</b>	<b>224</b>	<b>226</b>	<b>187</b>	<b>304</b>	<b>205</b>	A		General	
363	313	291	215	219	182	302	203	D			
18	7	6	9	7	5	2	2	E			
<b>271</b>	<b>290</b>	<b>213</b>	<b>193</b>	<b>138</b>	<b>106</b>	<b>109</b>	<b>65</b>	A		Vocational and technical	
258	272	187	171	118	93	101	51	D			
13	18	26	22	20	13	8	14	E			

## 2.9 İstatistikî Bölge Birimleri Sınıflaması 3. düzey, yerleşim yeri ve doğum yıllarına göre ortaöğretim de öğrenci sayısı (devam)

[2008/'09 öğretim yılı başı]

İBBS 3. Düzey	A. Toplam	D. Şehir	E. Köy	Doğum yılları						
				Toplam Total			1995 ve sonraki doğumlular Born in 1995 and after		1994	
				Toplam Total	Erkek Males	Kadın Females	Erkek Males	Kadın Females	Erkek Males	Kadın Females
<b>TRB11 Malatya</b>	<b>A</b>	<b>49 546</b>	<b>26 916</b>	<b>22 630</b>	<b>819</b>	<b>847</b>	<b>5 090</b>	<b>4 344</b>		
	D	45 626	24 614	21 012	751	784	4 599	3 992		
	E	3 920	2 302	1 618	68	63	491	352		
Genel	<b>A</b>	<b>33 939</b>	<b>17 847</b>	<b>16 092</b>	<b>491</b>	<b>527</b>	<b>3 157</b>	<b>3 084</b>		
	D	30 435	15 728	14 707	426	474	2 705	2 777		
	E	3 504	2 119	1 385	65	53	452	307		
Mesleki ve teknik	<b>A</b>	<b>15 607</b>	<b>9 069</b>	<b>6 538</b>	<b>328</b>	<b>320</b>	<b>1 933</b>	<b>1 260</b>		
	D	15 191	8 886	6 305	325	310	1 894	1 215		
	E	416	183	233	3	10	39	45		
<b>TRB12 Elazığ</b>	<b>A</b>	<b>34 966</b>	<b>19 504</b>	<b>15 462</b>	<b>520</b>	<b>504</b>	<b>3 769</b>	<b>3 046</b>		
	D	34 732	19 341	15 391	511	497	3 731	3 027		
	E	234	163	71	9	7	38	19		
Genel	<b>A</b>	<b>24 569</b>	<b>13 669</b>	<b>10 900</b>	<b>367</b>	<b>368</b>	<b>2 440</b>	<b>2 161</b>		
	D	24 335	13 506	10 829	358	361	2 402	2 142		
	E	234	163	71	9	7	38	19		
Mesleki ve teknik	<b>A</b>	<b>10 397</b>	<b>5 835</b>	<b>4 562</b>	<b>153</b>	<b>136</b>	<b>1 329</b>	<b>885</b>		
	D	10 397	5 835	4 562	153	136	1 329	885		
	E	-	-	-	-	-	-	-		
<b>TRB13 Bingöl</b>	<b>A</b>	<b>12 312</b>	<b>7 435</b>	<b>4 877</b>	<b>308</b>	<b>184</b>	<b>1 157</b>	<b>895</b>		
	D	12 312	7 435	4 877	308	184	1 157	895		
	E	-	-	-	-	-	-	-		
Genel	<b>A</b>	<b>7 925</b>	<b>5 209</b>	<b>2 716</b>	<b>199</b>	<b>94</b>	<b>759</b>	<b>462</b>		
	D	7 925	5 209	2 716	199	94	759	462		
	E	-	-	-	-	-	-	-		
Mesleki ve teknik	<b>A</b>	<b>4 387</b>	<b>2 226</b>	<b>2 161</b>	<b>109</b>	<b>90</b>	<b>398</b>	<b>433</b>		
	D	4 387	2 226	2 161	109	90	398	433		
	E	-	-	-	-	-	-	-		
<b>TRB14 Tunceli</b>	<b>A</b>	<b>4 211</b>	<b>2 162</b>	<b>2 049</b>	<b>64</b>	<b>53</b>	<b>356</b>	<b>365</b>		
	D	4 086	2 098	1 988	62	51	344	349		
	E	125	64	61	2	2	12	16		
Genel	<b>A</b>	<b>3 261</b>	<b>1 579</b>	<b>1 682</b>	<b>45</b>	<b>47</b>	<b>286</b>	<b>313</b>		
	D	3 136	1 515	1 621	43	45	274	297		
	E	125	64	61	2	2	12	16		
Mesleki ve teknik	<b>A</b>	<b>950</b>	<b>583</b>	<b>367</b>	<b>19</b>	<b>6</b>	<b>70</b>	<b>52</b>		
	D	950	583	367	19	6	70	52		
	E	-	-	-	-	-	-	-		
<b>TRB21 Van</b>	<b>A</b>	<b>41 318</b>	<b>26 473</b>	<b>14 845</b>	<b>1 638</b>	<b>895</b>	<b>3 957</b>	<b>2 483</b>		
	D	38 994	24 697	14 297	1 315	748	3 632	2 369		
	E	2 324	1 776	548	323	147	325	114		
Genel	<b>A</b>	<b>30 741</b>	<b>20 215</b>	<b>10 526</b>	<b>1 259</b>	<b>613</b>	<b>2 743</b>	<b>1 607</b>		
	D	28 633	18 607	10 026	947	468	2 446	1 501		
	E	2 108	1 608	500	312	145	297	106		
Mesleki ve teknik	<b>A</b>	<b>10 577</b>	<b>6 258</b>	<b>4 319</b>	<b>379</b>	<b>282</b>	<b>1 214</b>	<b>876</b>		
	D	10 361	6 090	4 271	368	280	1 186	868		
	E	216	168	48	11	2	28	8		

## 2.9 Number of students in secondary education by year of birth and settlement place according to Classification of Statistical Region Units Level 3 (continued)

[Beginning of the educational year 2008/'09]

A. Total D. City E. Village

		Year of birth						1990 ve önceki doğumlar Born in 1990 and before			
1993		1992		1991						SRE Level 3	
Erkek Males	Kadın Females	Erkek Males	Kadın Females	Erkek Males	Kadın Females	Erkek Males	Kadın Females	Erkek Males	Kadın Females		
<b>5 789</b>	<b>4 992</b>	<b>5 142</b>	<b>4 117</b>	<b>3 741</b>	<b>3 398</b>	<b>6 335</b>	<b>4 932</b>			A	Malatya TRB11
5 265	4 575	4 609	3 783	3 305	3 113	6 085	4 765			D	
524	417	533	334	436	285	250	167			E	
<b>3 683</b>	<b>3 776</b>	<b>3 426</b>	<b>3 243</b>	<b>2 740</b>	<b>2 771</b>	<b>4 350</b>	<b>2 691</b>			A	General
3 208	3 407	2 937	2 968	2 331	2 532	4 121	2 549			D	
475	369	489	275	409	239	229	142			E	
<b>2 106</b>	<b>1 216</b>	<b>1 716</b>	<b>874</b>	<b>1 001</b>	<b>627</b>	<b>1 985</b>	<b>2 241</b>			A	Vocational and technical
2 057	1 168	1 672	815	974	581	1 964	2 216			D	
49	48	44	59	27	46	21	25			E	
<b>3 982</b>	<b>3 124</b>	<b>3 676</b>	<b>2 865</b>	<b>3 075</b>	<b>2 349</b>	<b>4 482</b>	<b>3 574</b>			A	Elazığ TRB12
3 934	3 108	3 641	2 849	3 053	2 340	4 471	3 570			D	
48	16	35	16	22	9	11	4			E	
<b>2 638</b>	<b>2 231</b>	<b>2 571</b>	<b>2 164</b>	<b>2 274</b>	<b>1 877</b>	<b>3 379</b>	<b>2 099</b>			A	General
2 590	2 215	2 536	2 148	2 252	1 868	3 368	2 095			D	
48	16	35	16	22	9	11	4			E	
<b>1 344</b>	<b>893</b>	<b>1 105</b>	<b>701</b>	<b>801</b>	<b>472</b>	<b>1 103</b>	<b>1 475</b>			A	Vocational and technical
1 344	893	1 105	701	801	472	1 103	1 475			D	
-	-	-	-	-	-	-	-			E	
<b>1 486</b>	<b>946</b>	<b>1 277</b>	<b>929</b>	<b>951</b>	<b>753</b>	<b>2 256</b>	<b>1 170</b>			A	Bingöl TRB13
1 486	946	1 277	929	951	753	2 256	1 170			D	
-	-	-	-	-	-	-	-			E	
<b>984</b>	<b>489</b>	<b>947</b>	<b>542</b>	<b>724</b>	<b>497</b>	<b>1 596</b>	<b>632</b>			A	General
984	489	947	542	724	497	1 596	632			D	
-	-	-	-	-	-	-	-			E	
<b>502</b>	<b>457</b>	<b>330</b>	<b>387</b>	<b>227</b>	<b>256</b>	<b>660</b>	<b>538</b>			A	Vocational and technical
502	457	330	387	227	256	660	538			D	
-	-	-	-	-	-	-	-			E	
<b>461</b>	<b>413</b>	<b>429</b>	<b>421</b>	<b>346</b>	<b>296</b>	<b>506</b>	<b>501</b>			A	Tunceli TRB14
447	398	411	408	334	287	500	495			D	
14	15	18	13	12	9	6	6			E	
<b>358</b>	<b>350</b>	<b>325</b>	<b>362</b>	<b>225</b>	<b>255</b>	<b>340</b>	<b>355</b>			A	General
344	335	307	349	213	246	334	349			D	
14	15	18	13	12	9	6	6			E	
<b>103</b>	<b>63</b>	<b>104</b>	<b>59</b>	<b>121</b>	<b>41</b>	<b>166</b>	<b>146</b>			A	Vocational and technical
103	63	104	59	121	41	166	146			D	
-	-	-	-	-	-	-	-			E	
<b>5 114</b>	<b>3 007</b>	<b>4 863</b>	<b>2 689</b>	<b>3 642</b>	<b>1 907</b>	<b>7 259</b>	<b>3 864</b>			A	Van TRB21
4 747	2 901	4 509	2 593	3 434	1 857	7 060	3 829			D	
367	106	354	96	208	50	199	35			E	
<b>3 719</b>	<b>2 073</b>	<b>3 751</b>	<b>1 918</b>	<b>2 806</b>	<b>1 360</b>	<b>5 937</b>	<b>2 955</b>			A	General
3 384	1 979	3 440	1 833	2 632	1 318	5 758	2 927			D	
335	94	311	85	174	42	179	28			E	
<b>1 395</b>	<b>934</b>	<b>1 112</b>	<b>771</b>	<b>836</b>	<b>547</b>	<b>1 322</b>	<b>909</b>			A	Vocational and technical
1 363	922	1 069	760	802	539	1 302	902			D	
32	12	43	11	34	8	20	7			E	

## 2.9 İstatistikî Bölge Birimleri Sınıflaması 3. düzey, yerleşim yeri ve doğum yıllarına göre ortaöğretim de öğrenci sayısı (devam)

[2008/'09 öğretim yılı başı]

A. Toplam D. Şehir E. Köy

İBBS 3. Düzey	A. Toplam	D. Şehir	E. Köy	Doğum yılları						
				Toplam Total			1995 ve sonraki doğumlular Born in 1995 and after		1994	
				Toplam Total	Erkek Males	Kadın Females	Erkek Males	Kadın Females	Erkek Males	Kadın Females
<b>TRB22 Muş</b>	<b>A</b>	<b>14 461</b>	<b>10 009</b>	<b>4 452</b>	<b>628</b>	<b>313</b>	<b>1 638</b>	<b>777</b>		
	D	13 754	9 439	4 315	606	307	1 580	766		
	E	707	570	137	22	6	58	11		
Genel	<b>A</b>	<b>7 722</b>	<b>5 473</b>	<b>2 249</b>	<b>226</b>	<b>88</b>	<b>593</b>	<b>263</b>		
	D	7 352	5 177	2 175	211	85	549	255		
	E	370	296	74	15	3	44	8		
Mesleki ve teknik	<b>A</b>	<b>6 739</b>	<b>4 536</b>	<b>2 203</b>	<b>402</b>	<b>225</b>	<b>1 045</b>	<b>514</b>		
	D	6 402	4 262	2 140	395	222	1 031	511		
	E	337	274	63	7	3	14	3		
<b>TRB23 Bitlis</b>	<b>A</b>	<b>12 985</b>	<b>8 841</b>	<b>4 144</b>	<b>545</b>	<b>218</b>	<b>1 537</b>	<b>813</b>		
	D	12 985	8 841	4 144	545	218	1 537	813		
	E	-	-	-	-	-	-	-		
Genel	<b>A</b>	<b>7 929</b>	<b>5 742</b>	<b>2 187</b>	<b>336</b>	<b>102</b>	<b>980</b>	<b>409</b>		
	D	7 929	5 742	2 187	336	102	980	409		
	E	-	-	-	-	-	-	-		
Mesleki ve teknik	<b>A</b>	<b>5 056</b>	<b>3 099</b>	<b>1 957</b>	<b>209</b>	<b>116</b>	<b>557</b>	<b>404</b>		
	D	5 056	3 099	1 957	209	116	557	404		
	E	-	-	-	-	-	-	-		
<b>TRB24 Hakkari</b>	<b>A</b>	<b>17 159</b>	<b>10 650</b>	<b>6 509</b>	<b>1 178</b>	<b>594</b>	<b>1 444</b>	<b>839</b>		
	D	16 727	10 324	6 403	1 126	572	1 336	813		
	E	432	326	106	52	22	108	26		
Genel	<b>A</b>	<b>12 720</b>	<b>8 584</b>	<b>4 136</b>	<b>987</b>	<b>392</b>	<b>1 171</b>	<b>494</b>		
	D	12 377	8 299	4 078	944	388	1 072	475		
	E	343	285	58	43	4	99	19		
Mesleki ve teknik	<b>A</b>	<b>4 439</b>	<b>2 066</b>	<b>2 373</b>	<b>191</b>	<b>202</b>	<b>273</b>	<b>345</b>		
	D	4 350	2 025	2 325	182	184	264	338		
	E	89	41	48	9	18	9	7		
<b>TRC11 Gaziantep</b>	<b>A</b>	<b>79 105</b>	<b>45 423</b>	<b>33 682</b>	<b>961</b>	<b>856</b>	<b>8 480</b>	<b>7 197</b>		
	D	78 128	44 817	33 311	944	844	8 311	7 117		
	E	977	606	371	17	12	169	80		
Genel	<b>A</b>	<b>57 464</b>	<b>34 163</b>	<b>23 301</b>	<b>723</b>	<b>583</b>	<b>6 569</b>	<b>4 915</b>		
	D	56 579	33 612	22 967	706	572	6 414	4 841		
	E	885	551	334	17	11	155	74		
Mesleki ve teknik	<b>A</b>	<b>21 641</b>	<b>11 260</b>	<b>10 381</b>	<b>238</b>	<b>273</b>	<b>1 911</b>	<b>2 282</b>		
	D	21 549	11 205	10 344	238	272	1 897	2 276		
	E	92	55	37	-	1	14	6		
<b>TRC12 Adıyaman</b>	<b>A</b>	<b>36 118</b>	<b>20 418</b>	<b>15 700</b>	<b>678</b>	<b>691</b>	<b>3 169</b>	<b>2 958</b>		
	D	34 121	19 291	14 830	544	581	2 982	2 778		
	E	1 997	1 127	870	134	110	187	180		
Genel	<b>A</b>	<b>26 245</b>	<b>15 197</b>	<b>11 048</b>	<b>428</b>	<b>407</b>	<b>2 263</b>	<b>1 980</b>		
	D	25 136	14 542	10 594	395	382	2 140	1 860		
	E	1 109	655	454	33	25	123	120		
Mesleki ve teknik	<b>A</b>	<b>9 873</b>	<b>5 221</b>	<b>4 652</b>	<b>250</b>	<b>284</b>	<b>906</b>	<b>978</b>		
	D	8 985	4 749	4 236	149	199	842	918		
	E	888	472	416	101	85	64	60		
<b>TRC13 Kilis</b>	<b>A</b>	<b>6 555</b>	<b>3 414</b>	<b>3 141</b>	<b>184</b>	<b>160</b>	<b>768</b>	<b>731</b>		
	D	6 555	3 414	3 141	184	160	768	731		
	E	-	-	-	-	-	-	-		
Genel	<b>A</b>	<b>3 038</b>	<b>1 495</b>	<b>1 543</b>	<b>42</b>	<b>57</b>	<b>269</b>	<b>328</b>		
	D	3 038	1 495	1 543	42	57	269	328		
	E	-	-	-	-	-	-	-		
Mesleki ve teknik	<b>A</b>	<b>3 517</b>	<b>1 919</b>	<b>1 598</b>	<b>142</b>	<b>103</b>	<b>499</b>	<b>403</b>		
	D	3 517	1 919	1 598	142	103	499	403		
	E	-	-	-	-	-	-	-		

## 2.9 Number of students in secondary education by year of birth and settlement place according to Classification of Statistical Region Units Level 3 (continued)

[Beginning of the educational year 2008/'09]

A. Total		D. City		E. Village		Year of birth				SRE Level 3	
						1990 ve önceki doğumlar Born in 1990 and before					
1993		1992		1991		Erkek		Kadın			
Erkek	Kadın	Erkek	Kadın	Erkek	Kadın	Erkek	Kadın	Erkek	Kadın		
Males	Females	Males	Females	Males	Females	Males	Females	Males	Females		
<b>1 782</b>	<b>882</b>	<b>1 736</b>	<b>783</b>	<b>1 377</b>	<b>653</b>	<b>2 848</b>	<b>1 044</b>	A		Muş TRB22	
1 668	852	1 629	755	1 304	629	2 652	1 006	D			
114	30	107	28	73	24	196	38	E			
<b>887</b>	<b>409</b>	<b>960</b>	<b>436</b>	<b>879</b>	<b>394</b>	<b>1 928</b>	<b>659</b>	A		General	
813	388	887	418	828	377	1 889	652	D			
74	21	73	18	51	17	39	7	E			
<b>895</b>	<b>473</b>	<b>776</b>	<b>347</b>	<b>498</b>	<b>259</b>	<b>920</b>	<b>385</b>	A		Vocational and technical	
855	464	742	337	476	252	763	354	D			
40	9	34	10	22	7	157	31	E			
<b>1 696</b>	<b>824</b>	<b>1 581</b>	<b>822</b>	<b>1 178</b>	<b>605</b>	<b>2 304</b>	<b>862</b>	A		Bitlis TRB23	
1 696	824	1 581	822	1 178	605	2 304	862	D			
-	-	-	-	-	-	-	-	E			
<b>1 004</b>	<b>385</b>	<b>1 041</b>	<b>430</b>	<b>862</b>	<b>356</b>	<b>1 519</b>	<b>505</b>	A		General	
1 004	385	1 041	430	862	356	1 519	505	D			
-	-	-	-	-	-	-	-	E			
<b>692</b>	<b>439</b>	<b>540</b>	<b>392</b>	<b>316</b>	<b>249</b>	<b>785</b>	<b>357</b>	A		Vocational and technical	
692	439	540	392	316	249	785	357	D			
-	-	-	-	-	-	-	-	E			
<b>1 724</b>	<b>1 152</b>	<b>1 828</b>	<b>1 183</b>	<b>1 244</b>	<b>915</b>	<b>3 232</b>	<b>1 826</b>	A		Hakkari TRB24	
1 682	1 130	1 784	1 166	1 220	906	3 176	1 816	D			
42	22	44	17	24	9	56	10	E			
<b>1 368</b>	<b>748</b>	<b>1 476</b>	<b>804</b>	<b>1 035</b>	<b>618</b>	<b>2 547</b>	<b>1 080</b>	A		General	
1 330	735	1 441	796	1 018	612	2 494	1 072	D			
38	13	35	8	17	6	53	8	E			
<b>356</b>	<b>404</b>	<b>352</b>	<b>379</b>	<b>209</b>	<b>297</b>	<b>685</b>	<b>746</b>	A		Vocational and technical	
352	395	343	370	202	294	682	744	D			
4	9	9	9	7	3	3	2	E			
<b>9 692</b>	<b>7 257</b>	<b>8 060</b>	<b>6 563</b>	<b>6 614</b>	<b>5 282</b>	<b>11 616</b>	<b>6 527</b>	A		Gaziantep TRC11	
9 538	7 162	7 927	6 473	6 533	5 215	11 564	6 500	D			
154	95	133	90	81	67	52	27	E			
<b>6 974</b>	<b>4 790</b>	<b>5 988</b>	<b>4 655</b>	<b>5 027</b>	<b>4 025</b>	<b>8 882</b>	<b>4 333</b>	A		General	
6 824	4 698	5 866	4 573	4 955	3 970	8 847	4 313	D			
150	92	122	82	72	55	35	20	E			
<b>2 718</b>	<b>2 467</b>	<b>2 072</b>	<b>1 908</b>	<b>1 587</b>	<b>1 257</b>	<b>2 734</b>	<b>2 194</b>	A		Vocational and technical	
2 714	2 464	2 061	1 900	1 578	1 245	2 717	2 187	D			
4	3	11	8	9	12	17	7	E			
<b>4 171</b>	<b>3 452</b>	<b>3 716</b>	<b>3 048</b>	<b>3 040</b>	<b>2 356</b>	<b>5 644</b>	<b>3 195</b>	A		Adıyaman TRC12	
3 909	3 252	3 491	2 873	2 861	2 226	5 504	3 120	D			
262	200	225	175	179	130	140	75	E			
<b>2 872</b>	<b>2 296</b>	<b>2 688</b>	<b>2 160</b>	<b>2 340</b>	<b>1 799</b>	<b>4 606</b>	<b>2 406</b>	A		General	
2 707	2 182	2 539	2 048	2 227	1 746	4 534	2 376	D			
165	114	149	112	113	53	72	30	E			
<b>1 299</b>	<b>1 156</b>	<b>1 028</b>	<b>888</b>	<b>700</b>	<b>557</b>	<b>1 038</b>	<b>789</b>	A		Vocational and technical	
1 202	1 070	952	825	634	480	970	744	D			
97	86	76	63	66	77	68	45	E			
<b>779</b>	<b>746</b>	<b>621</b>	<b>724</b>	<b>406</b>	<b>392</b>	<b>656</b>	<b>388</b>	A		Kilis TRC13	
779	746	621	724	406	392	656	388	D			
-	-	-	-	-	-	-	-	E			
<b>251</b>	<b>307</b>	<b>269</b>	<b>319</b>	<b>168</b>	<b>211</b>	<b>496</b>	<b>321</b>	A		General	
251	307	269	319	168	211	496	321	D			
-	-	-	-	-	-	-	-	E			
<b>528</b>	<b>439</b>	<b>352</b>	<b>405</b>	<b>238</b>	<b>181</b>	<b>160</b>	<b>67</b>	A		Vocational and technical	
528	439	352	405	238	181	160	67	D			
-	-	-	-	-	-	-	-	E			



## 2.9 İstatistikî Bölge Birimleri Sınıflaması 3. düzey, yerleşim yeri ve doğum yıllarına göre ortaöğretim öğrenci sayısı (devam)

[2008/'09 öğretim yılı başı]

A. Toplam

D. Şehir

E. Köy

İBBS 3. Düzey		Doğum yılları						
		Toplam			1995 ve sonraki doğumlular		1994	
		Total			Born in 1995 and after			
		Toplam	Erkek	Kadın	Erkek	Kadın	Erkek	Kadın
	Total	Males	Females	Males	Females	Males	Females	
TRC21 Şanlıurfa	A	55 736	36 570	19 166	1 444	875	5 229	3 141
	D	52 880	34 735	18 145	1 336	797	4 932	2 936
	E	2 856	1 835	1 021	108	78	297	205
Genel	A	40 729	28 303	12 426	1 064	599	3 821	1 858
	D	38 043	26 552	11 491	965	528	3 545	1 671
	E	2 686	1 751	935	99	71	276	187
Mesleki ve teknik	A	15 007	8 267	6 740	380	276	1 408	1 283
	D	14 837	8 183	6 654	371	269	1 387	1 265
	E	170	84	86	9	7	21	18
TRC22 Diyarbakır	A	81 252	47 387	33 865	1 302	795	5 940	4 108
	D	80 204	46 719	33 485	1 275	777	5 799	4 031
	E	1 048	668	380	27	18	141	77
Genel	A	61 136	37 502	23 634	1 114	608	4 803	3 180
	D	60 812	37 278	23 534	1 101	601	4 757	3 149
	E	324	224	100	13	7	46	31
Mesleki ve teknik	A	20 116	9 885	10 231	188	187	1 137	928
	D	19 392	9 441	9 951	174	176	1 042	882
	E	724	444	280	14	11	95	46
TRC31 Mardin	A	38 162	24 467	13 695	1 223	786	3 628	2 476
	D	36 248	23 134	13 114	1 093	703	3 317	2 309
	E	1 914	1 333	581	130	83	311	167
Genel	A	30 381	19 908	10 473	1 009	588	2 805	1 785
	D	29 756	19 474	10 282	966	554	2 713	1 727
	E	625	434	191	43	34	92	58
Mesleki ve teknik	A	7 781	4 559	3 222	214	198	823	691
	D	6 492	3 660	2 832	127	149	604	582
	E	1 289	899	390	87	49	219	109
TRC32 Batman	A	31 662	19 613	12 049	646	433	2 595	1 839
	D	31 532	19 511	12 021	638	431	2 574	1 832
	E	130	102	28	8	2	21	7
Genel	A	24 902	15 917	8 985	509	324	2 123	1 396
	D	24 791	15 832	8 959	501	322	2 103	1 389
	E	111	85	26	8	2	20	7
Mesleki ve teknik	A	6 760	3 696	3 064	137	109	472	443
	D	6 741	3 679	3 062	137	109	471	443
	E	19	17	2	-	-	1	-
TRC33 Şırnak	A	18 207	12 176	6 031	596	305	1 653	986
	D	17 442	11 711	5 731	539	285	1 575	922
	E	765	465	300	57	20	78	64
Genel	A	12 666	8 989	3 677	464	164	1 202	637
	D	11 901	8 524	3 377	407	144	1 124	573
	E	765	465	300	57	20	78	64
Mesleki ve teknik	A	5 541	3 187	2 354	132	141	451	349
	D	5 541	3 187	2 354	132	141	451	349
	E	-	-	-	-	-	-	-
TRC34 Siirt	A	14 441	9 834	4 607	400	217	1 510	748
	D	13 951	9 502	4 449	386	194	1 461	737
	E	490	332	158	14	23	49	11
Genel	A	8 926	6 208	2 718	267	120	1 019	456
	D	8 926	6 208	2 718	267	120	1 019	456
	E	-	-	-	-	-	-	-
Mesleki ve teknik	A	5 515	3 626	1 889	133	97	491	292
	D	5 025	3 294	1 731	119	74	442	281
	E	490	332	158	14	23	49	11

## 2.9 Number of students in secondary education by year of birth and settlement place according to Classification of Statistical Region Units Level 3 (continued)

[Beginning of the educational year 2008/'09]

A. Total D. City E. Village

Year of birth										SRE Level 3
1993		1992		1991		1990 ve önceki doğumlular		Erkek	Kadın	
Erkek Males	Kadın Females	Erkek Males	Kadın Females	Erkek Males	Kadın Females	Erkek Males	Kadın Females			
<b>7 241</b>	<b>4 048</b>	<b>6 514</b>	<b>3 823</b>	<b>5 156</b>	<b>2 697</b>	<b>10 986</b>	<b>4 582</b>	A	Şanlıurfa TRC21	
6 782	3 813	6 126	3 630	4 829	2 492	10 730	4 477	D		
459	235	388	193	327	205	256	105	E		
<b>5 429</b>	<b>2 554</b>	<b>4 968</b>	<b>2 426</b>	<b>4 081</b>	<b>1 895</b>	<b>8 940</b>	<b>3 094</b>	A	General	
4 990	2 338	4 594	2 247	3 767	1 709	8 691	2 998	D		
439	216	374	179	314	186	249	96	E		
<b>1 812</b>	<b>1 494</b>	<b>1 546</b>	<b>1 397</b>	<b>1 075</b>	<b>802</b>	<b>2 046</b>	<b>1 488</b>	A	Vocational and technical	
1 792	1 475	1 532	1 383	1 062	783	2 039	1 479	D		
20	19	14	14	13	19	7	9	E		
<b>8 898</b>	<b>6 188</b>	<b>8 483</b>	<b>6 099</b>	<b>7 641</b>	<b>5 152</b>	<b>15 123</b>	<b>11 523</b>	A	Diyarbakır TRC22	
8 758	6 092	8 335	6 020	7 529	5 105	15 023	11 460	D		
140	96	148	79	112	47	100	63	E		
<b>7 109</b>	<b>4 761</b>	<b>6 831</b>	<b>4 802</b>	<b>6 367</b>	<b>4 254</b>	<b>11 278</b>	<b>6 029</b>	A	General	
7 061	4 733	6 786	4 786	6 334	4 245	11 239	6 020	D		
48	28	45	16	33	9	39	9	E		
<b>1 789</b>	<b>1 427</b>	<b>1 652</b>	<b>1 297</b>	<b>1 274</b>	<b>898</b>	<b>3 845</b>	<b>5 494</b>	A	Vocational and technical	
1 697	1 359	1 549	1 234	1 195	860	3 784	5 440	D		
92	68	103	63	79	38	61	54	E		
<b>4 977</b>	<b>3 004</b>	<b>4 085</b>	<b>2 351</b>	<b>2 947</b>	<b>1 797</b>	<b>7 607</b>	<b>3 281</b>	A	Mardin TRC31	
4 658	2 863	3 823	2 242	2 773	1 750	7 470	3 247	D		
319	141	262	109	174	47	137	34	E		
<b>3 985</b>	<b>2 272</b>	<b>3 296</b>	<b>1 729</b>	<b>2 424</b>	<b>1 391</b>	<b>6 389</b>	<b>2 708</b>	A	General	
3 881	2 224	3 219	1 703	2 387	1 379	6 308	2 695	D		
104	48	77	26	37	12	81	13	E		
<b>992</b>	<b>732</b>	<b>789</b>	<b>622</b>	<b>523</b>	<b>406</b>	<b>1 218</b>	<b>573</b>	A	Vocational and technical	
777	639	604	539	386	371	1 162	552	D		
215	93	185	83	137	35	56	21	E		
<b>3 327</b>	<b>2 203</b>	<b>3 105</b>	<b>2 112</b>	<b>2 419</b>	<b>1 610</b>	<b>7 521</b>	<b>3 852</b>	A	Batman TRC32	
3 299	2 196	3 089	2 105	2 398	1 607	7 513	3 850	D		
28	7	16	7	21	3	8	2	E		
<b>2 639</b>	<b>1 660</b>	<b>2 541</b>	<b>1 642</b>	<b>1 973</b>	<b>1 274</b>	<b>6 132</b>	<b>2 689</b>	A	General	
2 612	1 653	2 527	1 635	1 960	1 272	6 129	2 688	D		
27	7	14	7	13	2	3	1	E		
<b>688</b>	<b>543</b>	<b>564</b>	<b>470</b>	<b>446</b>	<b>336</b>	<b>1 389</b>	<b>1 163</b>	A	Vocational and technical	
687	543	562	470	438	335	1 384	1 162	D		
1	-	2	-	8	1	5	1	E		
<b>2 186</b>	<b>1 232</b>	<b>2 310</b>	<b>1 053</b>	<b>1 383</b>	<b>819</b>	<b>4 048</b>	<b>1 636</b>	A	Şırnak TRC33	
2 062	1 149	2 202	991	1 328	785	4 005	1 599	D		
124	83	108	62	55	34	43	37	E		
<b>1 546</b>	<b>745</b>	<b>1 613</b>	<b>613</b>	<b>948</b>	<b>518</b>	<b>3 216</b>	<b>1 000</b>	A	General	
1 422	662	1 505	551	893	484	3 173	963	D		
124	83	108	62	55	34	43	37	E		
<b>640</b>	<b>487</b>	<b>697</b>	<b>440</b>	<b>435</b>	<b>301</b>	<b>832</b>	<b>636</b>	A	Vocational and technical	
640	487	697	440	435	301	832	636	D		
-	-	-	-	-	-	-	-	E		
<b>1 827</b>	<b>904</b>	<b>1 693</b>	<b>821</b>	<b>1 238</b>	<b>712</b>	<b>3 166</b>	<b>1 205</b>	A	Siirt TRC34	
1 764	880	1 630	805	1 197	692	3 064	1 141	D		
63	24	63	16	41	20	102	64	E		
<b>1 127</b>	<b>532</b>	<b>1 010</b>	<b>482</b>	<b>765</b>	<b>388</b>	<b>2 020</b>	<b>740</b>	A	General	
1 127	532	1 010	482	765	388	2 020	740	D		
-	-	-	-	-	-	-	-	E		
<b>700</b>	<b>372</b>	<b>683</b>	<b>339</b>	<b>473</b>	<b>324</b>	<b>1 146</b>	<b>465</b>	A	Vocational and technical	
637	348	620	323	432	304	1 044	401	D		
63	24	63	16	41	20	102	64	E		

**3.1 Öğretim dairelerine göre burslu öğrenci sayısı, 2002-2008**

Number of scholarship students by General Directorate/Department, 2002-2008

Öğretim daireleri General Directorate/Department	2002	2003	2004	2005	2006	2007	2008
<b>Genel toplam</b> General total	<b>94 753</b>	<b>101 382</b>	<b>96 348</b>	<b>116 262</b>	<b>122 464</b>	<b>140 258</b>	<b>172 940</b>
<b>İlköğretim Genel Müdürlüğü</b> General Directorate of Primary Education	41 109	45 808	47 035	51 336	47 971	46 514	63 207
<b>Ortaöğretim Genel Müdürlüğü</b> General Directorate of Secondary Education	44 176	45 891	38 290	50 345	57 083	70 586	81 414
<b>Erkek Teknik Öğretim Genel Müdürlüğü</b> General Directorate of Technical Education for Boys	2 360	2 379	2 451	2 467	2 309	2 630	3 155
<b>Kız Teknik Öğretim Genel Müdürlüğü</b> General Directorate of Technical Education for Girls	867	1 008	1 671	1 785	1 733	1 715	1 990
<b>Ticaret ve Turizm Öğretimi Genel Müdürlüğü</b> General Directorate of Commercial And Tourism Education	1 635	1 635	1 699	1 614	1 514	1 581	1 751
<b>Öğretmen Yetiştirme ve Eğitimi Genel Müdürlüğü</b> General Directorate of Teacher Training and Education	3 231	3 257	3 747	6 602	9 147	13 616	16 850
<b>Din Öğretimi Genel Müdürlüğü</b> General Directorate of Religious Education	1 368	1 396	1 377	1 762	2 038	2 328	2 831
<b>Özel Eğitim Rehberlik ve Danışma Hiz. Gen.Müd.</b> General Directorate of Special Education Guidance and Counselling Services	-	-	8	19	65	74	106
<b>Sağlık İşleri Dairesi Başkanlığı</b> Department of Health Affairs	7	8	70	332	604	1 214	1 636

Kaynak: Ortaöğretim Burs ve Yurtlar Dairesi Başkanlığı

Source : Department of Secondary Education Scholarship and

**3.2 İlköğretim ve ortaöğretim kurumlarında burslu öğrenci sayısı**

Number of scholarship students in primary and secondary education institutions

[2008/'09 Öğretim yılı - The education year 2008/'09]

Öğretim dairesi - Head office	Burslu öğrenci sayısı - Scholarship student		
	Toplam Total	Erkek Males	Kadın Females
<b>Genel toplam</b> - General total	<b>172 940</b>	<b>91 647</b>	<b>81 293</b>
<b>İlköğretim Genel Müdürlüğü</b> General Directorate of Primary Education	<b>63 207</b>	33 994	29 213
<b>Ortaöğretim Genel Müdürlüğü</b> General Directorate of Secondary Education	<b>81 414</b>	42 956	38 458
<b>Erkek Teknik Öğretim Genel Müdürlüğü</b> General Directorate of Technical Education for Boys	<b>3 155</b>	2 728	427
<b>Kız Teknik Öğretim Genel Müdürlüğü</b> General Directorate of Technical Education for Girls	<b>1 990</b>	261	1 729
<b>Ticaret ve Turizm Öğretimi Genel Müdürlüğü</b> General Directorate of Commercial and Tourism Education	<b>1 751</b>	1 086	665
<b>Öğretmen Yetiştirme ve Eğitimi Genel Müdürlüğü</b> General Directorate of Teacher Training and Education	<b>16 850</b>	8 506	8 344
<b>Din Öğretimi Genel Müdürlüğü</b> General Directorate of Religious Education	<b>2 831</b>	1 568	1 263
<b>Özel Eğitim Rehberlik ve Danışma Hiz.Gen. Müd.</b> General Directorate of Special Education Guidance and Counselling Services	<b>106</b>	67	39
<b>Sağlık İşleri Dairesi Başkanlığı</b> Department of Health Affairs	<b>1 636</b>	481	1 155

Kaynak: Ortaöğretim Burs ve Yurtlar Dairesi Başkanlığı

Source : Department of Secondary Education Scholarship and Dormitories

## 3.3 Öğrenci pansiyonları

Student boarding houses

[20.11.2008 tarihi itibarıyla - As of 20.11.2008]

Öğretim dairesi - General Directorate/Department	Pansiyon sayısı Number of boarding houses	Pansiyon kapasitesi Capacity of boarding houses	Parasız yatılı öğrenci sayısı Number of boarding students exempt from payment	Paralı yatılı öğrenci sayısı - Number of boarding students subject to payment	Pansiyonda kalan öğrenci sayısı Number of students in boarding houses		
					Toplam Total	Erkek Males	Kadın Females
<b>Genel toplam - General total</b>	<b>1 988</b>	<b>402 595</b>	<b>313 601</b>	<b>10 718</b>	<b>324 319</b>	<b>214 157</b>	<b>110 162</b>
<b>İlköğretim Genel Müdürlüğü</b> General Directorate of Primary Education	593	197 072	150 101	-	150 101	91 934	58 167
<b>Ortaöğretim Genel Müdürlüğü</b> General Directorate of Secondary Education	486	78 810	60 841	5 576	66 417	40 451	25 966
<b>Erkek Teknik Öğretim Genel Müdürlüğü</b> General Directorate of Technical Education for Boys	188	29 417	24 545	1 478	26 023	22 657	3 366
<b>Kız Teknik Öğretim Genel Müdürlüğü</b> General Directorate of Technical Education for Girls	73	9 751	8 024	220	8 244	1 404	6 840
<b>Ticaret ve Turizm Öğretimi Genel Müdürlüğü</b> General Directorate of Commercial And Tourism Education	76	9 279	7 571	554	8 125	5 550	2 575
<b>Öğretmen Yetiştirme ve Eğitimi Genel Müdürlüğü</b> General Directorate of Teacher Training and Education	143	28 203	21 968	1 719	23 687	13 596	10 091
<b>Din Öğretimi Genel Müdürlüğü</b> General Directorate of Religious Education	348	41 389	35 402	1 168	36 570	35 897	673
<b>Sağlık İşleri Dairesi Başkanlığı</b> Department of Health Affairs	10	1 298	1 247	3	1 250	191	1 059
<b>Özel Eğitim Rehberlik ve Dan. Hiz. Genel Müdürlüğü -</b> General Directorate of Special Education Guidance and Counselling Services	71	7 376	3 902	-	3 902	2 477	1 425

## 3.4 Ortaöğretim ve yükseköğretim özel öğrenci yurtları ile öğrenci sayısı

Number of private dormitories and students in dormitories for secondary and tertiary education

[2008/'09 Öğretim yılı - The educational year 2008/'09]

Öğretim türü Type of education	Yurt sayısı Number of dormitories				Yurtta kalan öğrenci sayısı Number of students in dormitories		
	Toplam Total	Erkek Males	Kadın Females	Karma Mixed	Toplam Total	Erkek Males	Kadın Females
<b>Toplam</b> Total	<b>3 239</b>	<b>2 052</b>	<b>1 122</b>	<b>65</b>	<b>146 292</b>	<b>92 951</b>	<b>53 341</b>
<b>Ortaöğretim</b> Secondary Education	<b>1 995</b>	1 496	471	28	<b>69 667</b>	55 269	14 398
<b>Yükseköğretim</b> Tertiary Education	<b>1 244</b>	556	651	37	<b>72 065</b>	34 245	37 820
<b>Diğerleri<sup>(1)</sup></b> Others <sup>(1)</sup>	-	-	-	-	<b>4 560</b>	3 437	1 123

Kaynak: Ortaöğretim Burs ve Yurtlar Dairesi Başkanlığı

Source : Department of Secondary Education Scholarship and Dormitories

(1) Yüksek öğrenime hazırlayıcı dersanelere devam edenlerdir.

(1) Persons who attend private courses preparing for university entrance examination

## 3.5 Özel öğrenci yurtlarının sayısı, yatak kapasitesi ve yurtta kalan öğrenci sayısı

Number of private dormitories, their bed capacity and students in dormitories

[2008/'09 Öğretim yılı - The educational year 2008/'09]

Yurtlar - Type of dormitories	Yurt sayısı Number of dormitories	Yatak kapasitesi Bed capacity	Yurtta kalan öğrenci sayısı Number of students in dormitories	Boş yatak kapasitesi Vacant bed capacity
<b>Toplam - Total</b>	<b>3 239</b>	<b>278 544</b>	<b>146 292</b>	<b>132 252</b>
<b>Dernek Yurtları</b> Dormitories owned by associations	1 761	128 715	68 353	60 362
<b>Vakıf Yurtları</b> Dormitories owned by foundations	154	17 075	10 088	6 987
<b>Şahıs Yurtları</b> Dormitories owned by individuals	355	31 543	16 289	15 254
<b>Diğer Tüzel Kişilik Yurtları</b> Dormitories owned by other legal entities	969	101 211	51 562	49 649

Kaynak: Ortaöğretim Burs ve Yurtlar Dairesi Başkanlığı

Source : Department of Secondary Education Scholarship and Dormitories

## 3.6 Ortaöğretim öğrenci pansiyonlarının kaynak ve kapasiteleri, 1998-2008

Sources and capacities of secondary education student boarding houses, 1998-2008

Yıl Year	Sosyal Yardımlaşma ve Dayanışma Vakfı	Başbakanlık Vakıflar Genel Müdürlüğü	İl Özel İdare Belediye	Şahıs - Eğitime %100 Destek	M.E.B. - Genel Bütçe	Şahıs-Genel Bütçe	Pansiyon sayısı	Yatak kapasitesi
	Social Helping And Solidarity Foundation	Foundation Head Office	Provincial Special Administrations	Person Support to education % 100 Campagny	General Budget of MONE	Person- General Budget	Number of boarding house	Bed capacity
<b>Toplam - Total</b>	<b>92</b>	<b>61</b>	<b>49</b>	<b>67</b>	<b>146</b>	<b>12</b>	<b>427</b>	<b>68 024</b>
1998	9	-	-	2	7	-	18	2 961
1999	16	-	-	3	14	-	33	5 802
2000	13	54	-	2	16	-	85	16 566
2001	2	3	-	-	7	-	12	2 688
2002	3	-	4	-	4	1	12	2 124
2003	4	-	-	-	10	2	16	2 231
2004	25	-	4	1	11	1	42	5 311
2005	6	1	7	8	17	-	39	5 921
2006	4	-	9	20	19	2	54	6942
2007	8	3	7	10	17	6	51	7281
2008	2	-	18	21	24	-	65	10 197

Kaynak: Ortaöğretim Burs ve Yurtlar Dairesi Başkanlığı

Source : Department of Secondary Education Scholarship and Dormitories

## 3.7 İstatistikî Bölge Birimleri Sınıflaması 3. düzeye göre özel öğrenci yurtlarında kalan öğrenci sayısı ve yurt kapasitesi

Number of private dormitories, their capacities and students in private dormitories by Classification of Statistical Region Units Level 3

[2008/09 Öğretim yılı - The education year 2008/09]

İBBS - 3. Düzey SRE - Level 3	Yurt sayısı Number of dormitories	Kapasite Capacity	Öğrenci Student	Boş kapasite Vacant capacity	İBBS - 3. Düzey SRE - Level 3	Yurt sayısı Number of dormitories	Kapasite Capacity	Öğrenci Student	Boş kapasite Vacant capacity
<b>Toplam - Total</b>	<b>3 239</b>	<b>278 544</b>	<b>146 292</b>	<b>132 252</b>	<b>TR723 Yozgat</b>	19	1 226	644	<b>582</b>
<b>TR100 İstanbul</b>	241	25 559	14 558	<b>11 001</b>	<b>TR811 Zonguldak</b>	40	3 475	1 820	<b>1 655</b>
<b>TR211 Tekirdağ</b>	28	2 001	1 123	<b>878</b>	<b>TR812 Karabük</b>	17	1 272	617	<b>655</b>
<b>TR212 Edirne</b>	13	838	501	<b>337</b>	<b>TR813 Bartın</b>	9	761	405	<b>356</b>
<b>TR213 Kırklareli</b>	14	1 886	420	<b>1 466</b>	<b>TR821 Kastamonu</b>	31	3 068	1 791	<b>1 277</b>
<b>TR221 Balıkesir</b>	101	7 693	4 551	<b>3 142</b>	<b>TR822 Çankırı</b>	11	944	413	<b>531</b>
<b>TR222 Çanakkale</b>	75	5 457	3 476	<b>1 981</b>	<b>TR823 Sinop</b>	16	1 501	645	<b>856</b>
<b>TR310 İzmir</b>	120	8 518	4 547	<b>3 971</b>	<b>TR831 Samsun</b>	66	6 502	3 228	<b>3 274</b>
<b>TR321 Aydın</b>	44	3 324	1 477	<b>1 847</b>	<b>TR832 Tokat</b>	20	1 412	1 023	<b>389</b>
<b>TR322 Denizli</b>	87	6 067	3 018	<b>3 049</b>	<b>TR833 Çorum</b>	34	2 571	1 202	<b>1 369</b>
<b>TR323 Muğla</b>	24	1 551	823	<b>728</b>	<b>TR834 Amasya</b>	23	1 434	694	<b>740</b>
<b>TR331 Manisa</b>	82	6 377	3 481	<b>2 896</b>	<b>TR901 Trabzon</b>	40	4 108	2 200	<b>1 908</b>
<b>TR332 Afyonkarahisar</b>	101	8 713	4 736	<b>3 977</b>	<b>TR902 Ordu</b>	34	2 125	1 051	<b>1 074</b>
<b>TR333 Kütahya</b>	129	8 265	3 923	<b>4 342</b>	<b>TR903 Giresun</b>	35	2 542	1 041	<b>1 501</b>
<b>TR334 Uşak</b>	62	4 329	2 523	<b>1 806</b>	<b>TR904 Rize</b>	26	2 104	806	<b>1 298</b>
<b>TR411 Bursa</b>	78	7 348	4 838	<b>2 510</b>	<b>TR905 Artvin</b>	9	579	377	<b>202</b>
<b>TR412 Eskişehir</b>	51	4 832	2 807	<b>2 025</b>	<b>TR906 Gümüşhane</b>	8	516	398	<b>118</b>
<b>TR413 Bilecik</b>	14	797	365	<b>432</b>	<b>TRA11 Erzurum</b>	36	3 363	2 365	<b>998</b>
<b>TR421 Kocaeli</b>	82	7 119	3 275	<b>3 844</b>	<b>TRA12 Erzincan</b>	18	1 094	648	<b>446</b>
<b>TR422 Sakarya</b>	77	7 180	3 924	<b>3 256</b>	<b>TRA13 Bayburt</b>	5	414	302	<b>112</b>
<b>TR423 Düzce</b>	19	1 254	707	<b>547</b>	<b>TRA21 Ağrı</b>	6	350	258	<b>92</b>
<b>TR424 Bolu</b>	42	3 885	2 159	<b>1 726</b>	<b>TRA22 Kars</b>	13	1 345	799	<b>546</b>
<b>TR425 Yalova</b>	5	697	460	<b>237</b>	<b>TRA23 Iğdır</b>	0	0	0	<b>0</b>
<b>TR510 Ankara</b>	183	18 119	8 300	<b>9 819</b>	<b>TRA24 Ardahan</b>	3	179	90	<b>89</b>
<b>TR521 Konya</b>	187	19 911	10 523	<b>9 388</b>	<b>TRB 24 Hakkari</b>	1	34	28	<b>6</b>
<b>TR522 Karaman</b>	38	4 064	1 497	<b>2 567</b>	<b>TRB11 Malatya</b>	25	2 648	1 233	<b>1 415</b>
<b>TR611 Antalya</b>	118	9 710	5 275	<b>4 435</b>	<b>TRB12 Elazığ</b>	22	2 438	1 362	<b>1 076</b>
<b>TR612 Isparta</b>	62	5 597	2 037	<b>3 560</b>	<b>TRB13 Bingöl</b>	4	245	85	<b>160</b>
<b>TR613 Burdur</b>	23	1 177	517	<b>660</b>	<b>TRB14 Tunceli</b>	1	46	20	<b>26</b>
<b>TR621 Adana</b>	65	5 436	2 674	<b>2 762</b>	<b>TRB21 Van</b>	17	1 839	928	<b>911</b>
<b>TR622 Mersin</b>	97	7 906	3 569	<b>4 337</b>	<b>TRB22 Muş</b>	4	228	246	<b>- 18</b>
<b>TR631 Hatay</b>	37	2 842	1 611	<b>1 231</b>	<b>TRB23 Bitlis</b>	6	425	198	<b>227</b>
<b>TR632 Kahramanmaraş</b>	36	2 848	2 056	<b>792</b>	<b>TRC11 Gaziantep</b>	35	2 960	1 520	<b>1 440</b>
<b>TR633 Osmaniye</b>	13	810	627	<b>183</b>	<b>TRC12 Adıyaman</b>	21	1 481	578	<b>903</b>
<b>TR711 Kırıkkale</b>	24	2 372	1 016	<b>1 356</b>	<b>TRC13 Kilis</b>	4	339	217	<b>122</b>
<b>TR712 Aksaray</b>	23	1 766	663	<b>1 103</b>	<b>TRC21 Şanlıurfa</b>	19	1 509	982	<b>527</b>
<b>TR713 Niğde</b>	18	1 614	858	<b>756</b>	<b>TRC22 Diyarbakır</b>	11	1 014	306	<b>708</b>
<b>TR714 Nevşehir</b>	21	1 455	601	<b>854</b>	<b>TRC31 Mardin</b>	7	347	213	<b>134</b>
<b>TR715 Kırşehir</b>	18	1 644	825	<b>819</b>	<b>TRC32 Batman</b>	2	262	238	<b>24</b>
<b>TR721 Kayseri</b>	50	5 363	2 953	<b>2 410</b>	<b>TRC33 Şırnak</b>	2	72	42	<b>30</b>
<b>TR722 Sivas</b>	30	2 953	1 774	<b>1 179</b>	<b>TRC34 Siirt</b>	7	495	211	<b>284</b>

**3.8 Yerleşim yerine göre özel öğrenci yurtlarının sayısı**

Number of private dormitories by settlement place

[1996/'97 -2008/'09 öğretim yılı - The education year 1996/'97 -2008/'09]

Öğretim yılı Education year	Toplam Total	İl Province	İlçe District	Kasaba / Köy Small Town / Village
1996/'97	1 972	614	775	583
1997/'98	2 216	720	805	691
1998/'99	2 340	585	1 413	342
1999/'00	2 296	553	1 165	578
2000/'01	2 208	537	1 136	535
2001/'02	2 192	538	1 122	532
2002/'03	2 210	551	1 126	533
2003/'04	2 259	556	1 161	542
2004/'05	2 303	574	1 195	534
2005/'06	2 474	606	1 284	584
2006/'07	2 735	981	1 380	374
2007/'08	3 053	1 122	1 520	411
2008/'09	3 239	1 178	1 641	420

Kaynak: Ortaöğretim Burs ve Yurtlar Dairesi Başkanlığı

Source : Department of Secondary Education Scholarship and Dormitories

**3.9 İlköğretim ve ortaöğretim öğrencilerinin yurtiçi burs ücreti, 2002-2008**

Domestic study grants of students in primary and secondary education, 2002-2008

Yıl -Year	Aylar- Month	Burs göstergesi Scholarship Indicator	Memur maaş katsayısı Coefficient of civil servant's salary	Aylık tutar(TL/YTL) Salary (TL /TRY)
2002	Ocak - January	400	30 300	12 120 000
	Temmuz - July	400	32 650	13 060 000
2003	Ocak - January	400	34 300	13 720 000
	Temmuz - July	400	34 300	13 720 000
2004	Ekim - October	600	34 300	20 580 000
	Ocak - January	600	36 420	21 852 000
2005	Temmuz - July	600	38 610	23 166 000
	Ocak - January	1 000	0,0401	40.10
2006	Temmuz - July	1 000	0,0416	41.60
	Ocak - January	1 000	0,04265	42.65
2007	Temmuz - July	1 000	0,044745	44.75
	Ocak - January	1 200	0,046985	56,38
2008	Temmuz - July	1 200	0.048350	58,02
	Ocak - January	1 300	0,049486	64,33
2008	Temmuz - July	1 300	0.051448	66,88

Kaynak: Ortaöğretim Burs ve Yurtlar Dairesi Başkanlığı

Source : Department of Secondary Education Scholarship and Dormitories

**4.1 Yüksek Öğretim Kredi ve Yurtlar Kurumundan burs ve öğrenim kredisi alan öğrenci sayısı ve kredi miktarı**

Number of students receiving study grant and loan from Higher Education Loans and Dormitories Institution and the amount of loan

[20.10.2008 tarihi itibarıyla - As of 20.10.2008 ]

Türü Type	Öğrenci - Student		
	Burs Study grant	Öğrenim kredisi Loan	Kredi miktarı (YTL) Amount of loan (TRY)
<b>Lisans - Önlisans</b> Associate and Bachelor's Degree	181 573	571 314	160.- YTL
<b>Yüksek lisans</b> - Master's Degree	3 260	5 612	320.- YTL
<b>Doktora</b> - Doctorate	589	217	480.- YTL
<b>Katkı Kredisi</b> - Tuition Fee Loan	454 786	-	-

**4.2 Yüksek Öğretim Kredi ve Yurtlar Kurumuna bağlı yurtlar ve kapasiteleri**

Number of dormitories dependent on Higher Education Loans and Dormitories Institution and their capacities

[1991/'92-2008/'09 öğretim yılı - The education year 1991/'92-2008/'09]

[27.10.2008 tarihi itibarıyla - As of 27.10.2008 ]

Öğretim Yılı Education Year	Yurt sayısı Number of dormitories	Kapasite - Capacity		
		Toplam Total	Erkek Males	Kadın Females
1991/'92	114	113 680	70 544	43 136
1992/'93	125	127 487	77 552	49 935
1993/'94	132	139 344	84 218	55 126
1994/'95	137	150 342	86 836	63 506
1995/'96	144	155 754	86 320	69 434
1996/'97	151	161 095	86 141	74 954
1997/'98	162	160 421	82 444	77 977
1998/'99	171	167 486	83 234	84 252
1999/'00	179	171 771	82 952	88 819
2000/'01	188	180 691	82 959	97 732
2001/'02	190	182 628	83 660	98 968
2002/'03	191	185 085	81 689	103 396
2003/'04	199	188 779	82 753	106 026
2004/'05	201	192 071	83 098	108 973
2005/'06	211	194 781	83 522	111 259
2006/'07	216	198 945	84 922	114 023
2007/'08	222	201 637	86 083	115 554
2008/'09	229	208 869	88 018	120 851

Kaynak: Yüksek Öğretim Kredi ve Yurtlar Kurumu Genel Müdürlüğü

Source : General Directorate of Higher Education Loans and Dormitories Institution

## 4.3 İl ve ilçelere göre Yüksek Öğretim Kredi ve Yurtlar Kurumuna bağlı yurt ve yurtlarda barınan öğrenci sayısı ile yurt kapasitesi

Number of dormitories dependent on Higher Education Loans and Dormitories Institution, students in dormitories and the capacities of dormitories by provinces and districts

[27.10.2008 tarihi itibarıyla - As of 27.10.2008]

İl ve ilçeler Province - District	Yurt sayısı Number of dormitories	Kapasite Capacity	Öğrenci Students	Boş kapasite Vacant capacity
<b>Toplam - Total</b>	<b>229</b>	<b>208 869</b>	<b>174 454</b>	<b>34 415</b>
<b>Adana</b>	3	3 954	3 666	288
Ceyhan	1	501	343	158
<b>Adıyaman</b>	1	662	585	77
Besni	1	330	287	43
<b>Afyonkarahisar</b>	2	2 988	2 859	129
Bolvadin	1	350	315	35
Sandıklı	1	192	177	15
Emirdağ	1	300	277	23
<b>Ağrı</b>	1	1 100	333	767
<b>Amasya</b>	1	1 884	1 464	420
<b>Ankara</b>	20	15 532	14 489	1 043
Kalecik	1	176	123	53
Polatlı	1	124	103	21
Ş.Koçhisar	1	230	167	63
<b>Antalya</b>	1	2 841	2 578	263
<b>Artvin</b>	1	336	289	47
<b>Aydın</b>	1	760	727	33
Nazilli	1	464	431	33
Sultanhisar	1	164	128	36
Yenipazar	1	120	105	15
Koçarlı	1	484	449	35
Kuşadası	1	138	117	21
<b>Balıkesir</b>	1	2 024	1 678	346
Havran	1	114	84	30
Bandırma	1	204	192	12
<b>Bilecik</b>	1	1 176	965	211
<b>Bingöl</b>	1	500	92	408
<b>Bitlis</b>	1	576	174	402
Ahlut	1	96	58	38
Tatvan	1	328	103	225
<b>Bolu</b>	3	2 896	2 634	262
Gerede	1	300	270	30
<b>Burdur</b>	1	1 710	1 516	194
<b>Bursa</b>	2	3 992	3 356	636
<b>Çanakkale</b>	1	1 884	1 755	129
Biga	1	288	272	16
<b>Çankırı</b>	1	864	822	42
<b>Çorum</b>	1	1 000	924	76
<b>Denizli</b>	1	3 750	3 464	286
Bekilli	1	210	186	24
Honaz	1	112	104	8
<b>Diyarbakır</b>	2	2 142	1 713	429
<b>Edirne</b>	1	3 664	3 337	327
Keşan	1	360	309	51
Havsa	1	102	96	6
<b>Elazığ</b>	2	2 450	1 907	543
<b>Erzincan</b>	1	2 392	1 310	1 082
Tercan	1	200	123	77
Refahiye	1	232	51	181
Kemaliye	1	140	105	35
<b>Erzurum</b>	2	8 300	6 899	1 401
Aşkale	1	80	51	29
İspir	1	144	127	17
Oltu	1	144	132	12
Pasinler	1	120	19	101

Kaynak : Yüksek Öğretim Kredi ve Yurtlar Kurumu Genel Müdürlüğü

Source : General Directorate of Higher Education Loans and Dormitories Institution



## 4.3 İl ve ilçelere göre Yüksek Öğretim Kredi ve Yurtlar Kurumuna bağlı yurt ve yurtlarda barınan öğrenci sayısı ile yurt kapasitesi (devam)

Number of dormitories dependent on Higher Education Loans and Dormitories Institution, students in dormitories and the capacities of dormitories by provinces and districts (continued)

[27.10.2008 tarihi itibariyle - As of 27.10.2008]

İl ve ilçeler Province - District	Yurt sayısı Number of dormitories	Kapasite Capacity	Öğrenci Student	Boş kapasite Vacant capacity
<b>Eskişehir</b>	3	6 068	5 563	505
<b>Gaziantep</b>	1	2 018	1 809	209
<b>Giresun</b>	1	1 688	1 592	96
Şebinkarahisar	1	468	431	37
<b>Gümüşhane</b>	1	682	608	74
<b>Hakkari</b>	1	252	28	224
<b>Hatay</b>	1	1 616	1 358	258
İskenderun	1	360	299	61
<b>Isparta</b>	1	3 247	3 045	202
Atabey	1	160	128	32
Eğirdir	1	266	240	26
Yalvaç	1	504	456	48
Ş.Karaağaç	1	150	133	17
<b>Mersin</b>	1	1 309	1 223	86
Silifke/Taşucu	1	642	149	493
Tarsus	1	240	-	240
<b>İstanbul</b>	17	11 091	8 555	2 536
<b>İzmir</b>	5	9 178	8 322	856
Çeşme	1	168	159	9
Urla	1	688	667	21
<b>Kars</b>	1	1 640	1 421	219
<b>Kastamonu</b>	1	944	861	83
<b>Kayseri</b>	2	2 964	2 714	250
<b>Kırklareli</b>	1	714	635	79
<b>Kırşehir</b>	2	1 920	1 737	183
Kaman	1	392	354	38
Mucur	1	82	76	6
<b>Kocaeli</b>	2	2 866	2 727	139
Kandıra	1	508	359	149
Karamürsel	1	544	489	55
<b>Konya</b>	6	6 864	6 161	703
Akşehir	1	520	459	61
Çumra	1	248	208	40
Ereğli	1	336	336	0
Seydişehir	1	706	406	300
Kadınhanı	1	418	363	55
Beyşehir	1	592	538	54
<b>Kütahya</b>	1	2 424	2 263	161
Şaphane	1	314	288	26
Gediz	1	192	161	31
<b>Malatya</b>	2	3 302	2 569	733
Arapgir	1	240	174	66
<b>Manisa</b>	1	1 292	1 147	145
Alaşehir	1	320	299	21
Akhisar	1	256	184	72
Demirci	1	1 462	906	556
<b>Kahramanmaraş</b>	1	1 632	1 410	222
Elbistan	1	702	324	378
<b>Mardin</b>	1	300	150	150
<b>Muğla</b>	2	2 820	2 680	140
Fethiye	1	300	237	63
Ortaca	1	324	173	151
<b>Muş</b>	1	576	352	224
<b>Nevşehir</b>	1	630	575	55

## 4.3 İl ve ilçelere göre Yüksek Öğretim Kredi ve Yurtlar Kurumuna bağlı yurt ve yurtlarda barınan öğrenci sayısı ile yurt kapasitesi (devam)

Number of dormitories dependent on Higher Education Loans and Dormitories Institution, students in dormitories and the capacities of dormitories by provinces and districts (continued)

[27.10.2008 tarihi itibarıyla - As of 27.10.2008]

İl ve ilçeler Province - District	Yurt sayısı Number of dormitories	Kapasite Capacity	Öğrenci Student	Boş kapasite Vacant capacity
<b>Niğde</b>	2	3 206	2 751	455
Bor	1	664	379	285
<b>Ordu</b>	1	1 010	787	223
Ünye	1	160	159	1
<b>Rize</b>	2	1 300	971	329
Çayeli	1	400	235	165
Fındıklı	1	192	177	15
<b>Sakarya</b>	2	2 230	2 090	140
Hendek	1	1 262	663	599
<b>Samsun</b>	2	3 506	3 110	396
Bafra	1	512	39	473
<b>Siirt</b>	1	840	719	121
<b>Sinop</b>	1	248	220	28
<b>Sivas</b>	1	2 972	2 746	226
Gürün	1	140	135	5
Zara	1	242	217	25
<b>Şanlıurfa</b>	2	1 838	518	1 320
<b>Tekirdağ</b>	1	1 312	1 256	56
Çerkezköy	1	350	209	141
Çorlu	1	392	351	41
Malkara	1	424	233	191
Şarköy	1	312	285	27
Hayrabolu	1	432	228	204
<b>Tokat</b>	1	2 052	1 978	74
Niksar	1	150	144	6
Turhal	1	110	101	9
Zile	1	350	302	48
Erbaa	1	110	101	9
<b>Trabzon</b>	1	3 296	3 130	166
Akçaabat	1	1 852	1 626	226
Sürmene	1	200	82	118
<b>Uşak</b>	1	1 040	982	58
<b>Van</b>	1	2 772	2 394	378
Özalp	1	260	89	171
<b>Yozgat</b>	1	1 426	1 134	292
<b>Zonguldak</b>	1	1 470	1 348	122
Çaycuma	1	200	165	35
Devrek	1	140	131	9
Krd.Ereğli	1	356	297	59
<b>Aksaray</b>	2	848	717	131
Ortaköy	1	282	236	46
<b>Bayburt</b>	1	620	477	143
<b>Karaman</b>	1	1 714	1 156	558
<b>Kırıkkale</b>	1	2 198	2 001	197
Keskin	1	362	282	80
<b>Batman</b>	1	508	251	257
<b>Bartın</b>	1	360	340	20
<b>Iğdır</b>	1	524	393	131
<b>Yalova</b>	1	288	160	128
<b>Karabük</b>	1	1 960	484	1 476
<b>Kilis</b>	1	444	403	41
<b>Osmaniye</b>	1	1 020	520	500
<b>Düzce</b>	1	1 670	1 133	537
Akçakoca	1	80	78	2

**5.1 Türk Cumhuriyetleri ile Türk ve Akraba Topluluklarında açılan öğretim kurumları ile Türkiye Türkçesi Eğitim Öğretim Merkezlerinde öğrenci, idareci ve öğretmenler**

Statistics on Schools and Turkish Training Centers at Central Asian Republics

[2008/'09 öğretim yılı başı - Beginning of the educational year 2008/'09]

A. Toplam - Total

B. Erkek - Males

C. Kadın - Females

Ülkeler Okul-Merkez Adı Country School / Center Name	Öğrenci Sayısı Number of students									Personel Sayısı Number of Personnel							
	Genel toplam General total			T.C. By Republic of Turkey			Diğer Other			Genel toplam General total	T.C. By Republic of Turkey			Diğer Other			
	A	B	C	A	B	C	A	B	C		Top- lam Total	İda- reci Mana- ger	Öğret- men Teacher	Top- lam Total	İda- reci Mana- ger	Öğret- men Teacher	Personel
<b>Genel toplam</b> General total	<b>6 491</b>	<b>2 897</b>	<b>3 594</b>	<b>1 823</b>	<b>956</b>	<b>867</b>	<b>4 668</b>	<b>1 941</b>	<b>2 727</b>	<b>413</b>	<b>228</b>	<b>30</b>	<b>198</b>	<b>185</b>	<b>9</b>	<b>70</b>	<b>106</b>
<b>Azerbaycan Toplamı</b> Total of Azerbaijan	<b>1 653</b>	<b>898</b>	<b>755</b>	<b>765</b>	<b>408</b>	<b>357</b>	<b>888</b>	<b>490</b>	<b>398</b>	<b>73</b>	<b>52</b>	<b>6</b>	<b>46</b>	<b>21</b>	<b>1</b>	<b>10</b>	<b>10</b>
Bakü Türk İlköğretim Okulu	757	394	363	680	352	328	77	42	35	29	29	2	27	0			
Bakü Türk Anadolu Lisesi	330	225	105	85	56	29	245	169	76	39	18	3	15	21	1	10	10
Bakü Türkiye Türkçesi Eğitim Öğretim Merkezi	566	279	287	-	-	-	566	279	287	5	5	1	4	-	-	-	-
<b>Kazakistan Toplamı</b> Total of Kazakhstan	<b>805</b>	<b>267</b>	<b>538</b>	-	-	-	<b>805</b>	<b>267</b>	<b>538</b>	<b>30</b>	<b>23</b>	<b>3</b>	<b>20</b>	<b>7</b>	-	<b>3</b>	<b>4</b>
Almatı Türkiye Türkçesi Eğitim Öğretim Merkezi	613	176	437	-	-	-	613	176	437	21	19	2	17	2	-	-	2
Almatı Yaygın Mes.Eğt. Mrk.	192	91	101	-	-	-	192	91	101	9	4	1	3	5	-	3	2
<b>Kırgızistan Toplamı</b> Total of Kyrgyzstan	<b>1 979</b>	<b>803</b>	<b>1 176</b>	<b>289</b>	<b>160</b>	<b>129</b>	<b>1 690</b>	<b>643</b>	<b>1 047</b>	<b>109</b>	<b>68</b>	<b>9</b>	<b>59</b>	<b>41</b>	<b>3</b>	<b>14</b>	<b>24</b>
Bişkek Türk İlköğretim Okulu	273	149	124	245	135	110	28	14	14	21	16	2	14	5		1	4
Cumhuriyet Yetenekli Çocuklar Kırgız Türk Anadolu Lisesi	196	109	87	44	25	19	152	84	68	31	16	2	14	15	2	6	7
Kırgız Türk Anadolu Kız Meslek Lisesi	174	0	174	-	-	-	174		174	33	14	3	11	19	1	7	11
Bişkek Türkiye Türkçesi Eğitim Öğretim Merkezi	1 336	545	791	-	-	-	1 336	545	791	24	22	2	20	2	-	-	2
<b>Özbekistan Toplamı</b> Total of Uzbekistan	<b>296</b>	<b>147</b>	<b>149</b>	<b>294</b>	<b>146</b>	<b>148</b>	<b>2</b>	<b>1</b>	<b>1</b>	<b>16</b>	<b>10</b>	<b>1</b>	<b>9</b>	<b>6</b>	-	-	<b>6</b>
Taşkent Türk İlköğretim Okulu	296	147	149	294	146	148	2	1	1	16	10	1	9	6	-	-	6
<b>Türkmenistan Toplamı</b> Total of Turkmenistan	<b>1 308</b>	<b>589</b>	<b>719</b>	<b>471</b>	<b>239</b>	<b>232</b>	<b>837</b>	<b>350</b>	<b>487</b>	<b>95</b>	<b>54</b>	<b>7</b>	<b>47</b>	<b>41</b>	<b>3</b>	<b>9</b>	<b>29</b>
Aşgabat Türk İlköğretim Okulu	674	369	305	403	211	192	271	158	113	46	24	2	22	22	2	6	14
Aşgabat Türk Anadolu Lisesi	220	125	95	55	27	28	165	98	67	34	19	2	17	15	1	3	11
Aşgabat Türkiye Türkçesi Eğitim Öğretim Merkezi	296	50	246	-	-	-	296	50	246	9	6	2	4	3	-	-	3
Aşgabat Yaygın Mesleki Eğitim Merkezi	118	45	73	13	1	12	105	44	61	6	5	1	4	1	-	-	1
<b>Tacikistan Toplamı</b> Total of Tajikistan	<b>160</b>	<b>51</b>	<b>109</b>	-	-	-	<b>160</b>	<b>51</b>	<b>109</b>	<b>4</b>	<b>4</b>	<b>1</b>	<b>3</b>	-	-	-	-
Duşanbe Türkiye Türkçesi Eğitim Öğretim Merkezi	160	51	109	-	-	-	160	51	109	4	4	1	3	-	-	-	-
<b>Moldova Toplamı</b> Total of Moldova	<b>20</b>	<b>7</b>	<b>13</b>	-	-	-	<b>20</b>	<b>7</b>	<b>13</b>	<b>46</b>	<b>11</b>	<b>2</b>	<b>9</b>	<b>35</b>	<b>1</b>	<b>11</b>	<b>23</b>
Kongaz Süleyman Demirel Türk Moldova Lisesi	20	7	13	-	-	-	20	7	13	46	11	2	9	35	1	11	23
<b>Romanya Toplamı</b> Total of Rumania	<b>270</b>	<b>135</b>	<b>135</b>	<b>4</b>	<b>3</b>	<b>1</b>	<b>266</b>	<b>132</b>	<b>134</b>	<b>40</b>	<b>6</b>	<b>1</b>	<b>5</b>	<b>34</b>	<b>1</b>	<b>23</b>	<b>10</b>
Mecidiye Kemal Atatürk Ulusal Koleji	270	135	135	4	3	1	266	132	134	40	6	1	5	34	1	23	10

**5.2 Türk Cumhuriyetleri ile Türk ve Akraba Topluluklarından gelen ve ülkemizde burslu öğrenim gören öğrenciler**

Statistics on Scholarship students in Turkey coming from Central Asian Republics

[20.10.2008 tarihi itibarıyla - As of 20.10.2008]

Ülkeler Country	Toplam Total	TÖMER Turkish Training Center	Ön lisans Associate programmes	Lisans Bachelor's programmes	Yüksek lisans Master's Degree Programmes	Doktora Doctorate Programmes
<b>Toplam - Total</b>	<b>5 297</b>	<b>673</b>	<b>178</b>	<b>3 242</b>	<b>767</b>	<b>437</b>
<b>Azerbaycan</b> Azerbaijan	655	63	3	237	172	180
<b>Kazakistan</b> Kazakhstan	470	109	26	198	99	38
<b>Kırgızistan</b> Kyrgyzstan	603	49	29	313	156	56
<b>Özbekistan</b> Uzbekistan	19	1	-	14	4	-
<b>Türkmenistan</b> Turkmenistan	568	18	-	528	16	6
<b>Asya Ülkeleri</b> Asian Countries	1 588	286	52	919	209	122
<b>Balkan Ülkeleri</b> Balkan Peninsula	1 394	147	68	1 033	111	35

Kaynak : Yurt Dışı Eğitim Öğretim Genel Müdürlüğü

Source : General Directorate of Education-Training Abroad

## 5.3 Ülkeler, öğrenim düzeyleri ve öğrenim dallarına göre yurt dışında öğrenim gören burslu öğrenciler

Scholarship students studying abroad by country, level of education and programme

[28.11.2008 tarihi itibarıyla - As of 28.11.2008 ]

A. Toplam -Total

B. Erkek-Males

C. Kadın -Females

Ülkeler Country		Genel toplam General total			Dil Öğrenimi Language Learning			Lisans Bachelor's Degree			Yüksek lisans Master's Degree			Doktora Doctorate			Staj Internship		
		Toplam Total	Fen Science	Sosyal Social	Toplam Total	Fen Science	Sosyal Social	Toplam Total	Fen Science	Sosyal Social	Toplam Total	Fen Science	Sosyal Social	Toplam Total	Fen Science	Sosyal Social	Toplam Total	Fen Science	Sosyal Social
Genel toplam General total	A	890	574	316	367	265	102	5	5	-	329	198	131	183	104	79	6	2	4
	B	613	417	196	259	191	68	5	5	-	222	145	77	124	74	50	3	2	1
	C	277	157	120	108	74	34	-	-	-	107	53	54	59	30	29	3	-	3
Almanya Germany	B	22	7	15	6	3	3	1	1	-	10	3	7	5	-	5	-	-	-
	C	17	4	13	9	3	6	-	-	-	7	1	6	1	-	1	-	-	-
ABD United States	B	482	359	123	214	167	47	4	4	-	172	123	49	89	63	26	3	2	1
	C	193	125	68	76	59	17	-	-	-	75	47	28	39	19	20	3	-	3
Fransa France	B	13	3	10	4	3	1	-	-	-	3	0	3	6	-	6	-	-	-
	C	8	1	7	1	1	-	-	-	-	5	0	5	2	-	2	-	-	-
Avustralya Australia	B	13	11	2	2	2	-	-	-	7	6	1	4	3	1	-	-	-	
	C	16	15	1	6	5	1	-	-	-	4	4	-	6	6	-	-	-	
Kanada Canada	B	-	-	-	-	-	-	-	-	-	-	-	-	-	-	-	-	-	
	C	1	1	-	-	-	-	-	-	-	-	-	1	1	-	-	-	-	
Yeni Zelanda New Zealand	B	1	1	-	1	1	-	-	-	-	-	-	-	-	-	-	-	-	
	C	-	-	-	-	-	-	-	-	-	-	-	-	-	-	-	-	-	
Japonya Japan	B	2	2	-	-	-	-	-	-	2	2	-	-	-	-	-	-	-	
	C	-	-	-	-	-	-	-	-	-	-	-	-	-	-	-	-	-	
Çin China	B	1	-	1	-	-	-	-	-	1	-	1	-	-	-	-	-	-	
	C	-	-	-	-	-	-	-	-	-	-	-	-	-	-	-	-	-	
İngiltere United Kingdom	B	79	34	45	32	15	17	-	-	-	27	11	16	20	8	12	-	-	
	C	42	11	31	16	6	10	-	-	-	16	1	15	10	4	6	-	-	

Kaynak : Yükseköğretim Genel Müdürlüğü

Source : General Directorate of Higher Education.

## 5.4 Öğrenim düzeyleri ve öğrenim dallarına göre yurt dışında öğrenim gören özel öğrenciler ile resmi burslu statüdeki öğrenciler

Private students and public scholarship students studying abroad by level of education and programme

[28.11.2008 tarihi itibarıyla - As of 28.11.2008 ]

Statü Status		Genel toplam General total			Dil Öğrenimi Language Learning			Lisans Bachelor's Degree			Yüksek lisans Master's Degree			Doktora Doctorate			Staj Internship		
		Toplam Total	Fen Science	Sosyal Social	Toplam Total	Fen Science	Sosyal Social	Toplam Total	Fen Science	Sosyal Social	Toplam Total	Fen Science	Sosyal Social	Toplam Total	Fen Science	Sosyal Social	Top- lam Total	Fen Science	Sosyal Social
Toplam Total		24 436	12 083	12 353	367	265	102	18 108	8 937	9 171	4 172	1 858	2 314	1 783	1 021	762	6	2	4
Özel Private		23 546	11 509	12 037	-	-	-	18 103	8 932	9 171	3 843	1 660	2 183	1 600	917	683	-	-	-
Resmî Public Scholarship		890	574	316	367	265	102	5	5	-	329	198	131	183	104	79	6	2	4

Kaynak : Yükseköğretim Genel Müdürlüğü

Source : General Directorate of Higher Education.

## 5.5 Ülkeler, öğrenim düzeyleri ve öğrenim dallarına göre yurt dışında öğrenim gören özel öğrenciler

Private students studying abroad by country, level of education and programme

[28.11.2008 tarihi itibarıyla - As of 28.11.2008]

A. Toplam - Total

B. Erkek - Males

C. Kadın - Females

Ülkeler Country		Toplam Total			Lisans Bachelor's degree			Yüksek lisans Master's Degree			Doktora Doctorate		
		Toplam Total	Fen Science	Sosyal Social	Toplam Total	Fen Science	Sosyal Social	Toplam Total	Fen Science	Sosyal Social	Toplam Total	Fen Science	Sosyal Social
Genel toplam General total	A	23 546	11 509	12 037	18 103	8 932	9 171	3 843	1 660	2 183	1 600	917	683
	B	21 385	10 666	10 719	16 255	8 223	8 032	3 603	1 574	2 029	1 527	869	658
	C	2 161	843	1 318	1 848	709	1 139	240	86	154	73	48	25
ABD United States	B	3 796	1 711	2 085	1 943	799	1 144	987	375	612	866	537	329
	C	132	52	80	47	13	34	62	21	41	23	18	5
Almanya Germany	B	2 784	1 797	987	1 677	1 129	548	977	593	384	130	75	55
	C	129	72	57	51	27	24	68	38	30	10	7	3
Arjantin Argentina	B	1	-	1	-	-	-	1	-	1	-	-	-
	C	-	-	-	-	-	-	-	-	-	-	-	-
Avustralya Australia	B	234	90	144	129	50	79	94	33	61	11	7	4
	C	5	-	5	2	-	2	2	-	2	1	-	1
Avusturya Austria	B	1 345	551	794	1 173	477	696	145	64	81	27	10	17
	C	10	2	8	4	-	4	5	1	4	1	1	-
Azerbaycan Azerbaijan	B	3 494	1 629	1 865	3 451	1 608	1 843	14	5	9	29	16	13
	C	664	208	456	657	202	455	1	-	1	6	6	-
Bahreyn Bahrain	B	3	-	3	3	-	3	-	-	-	-	-	-
	C	-	-	-	-	-	-	-	-	-	-	-	-
Bangladeş Bangladesh	B	6	-	6	6	-	6	-	-	-	-	-	-
	C	1	-	1	1	-	1	-	-	-	-	-	-
Belçika Belgium	B	138	80	58	93	52	41	22	12	10	23	16	7
	C	14	5	9	4	-	4	8	4	4	2	1	1
Birleşik Arap Emirlikleri United Arab Emirates	B	10	3	7	10	3	7	-	-	-	-	-	-
	C	-	-	-	-	-	-	-	-	-	-	-	-
Beyaz Rusya Belarus	B	29	4	25	28	4	24	1	-	1	-	-	-
	C	3	2	1	2	2	-	-	-	-	1	-	1
Bosna Hersek Bosnias and Herzegovina	B	113	48	65	111	47	64	1	-	1	1	1	-
	C	44	14	30	44	14	30	-	-	-	-	-	-
Bulgaristan Bulgaria	B	2 188	1 661	527	2 160	1 646	514	13	6	7	15	9	6
	C	411	286	125	409	284	125	2	2	-	-	-	-
Brezilya Brazil	B	4	-	4	3	-	3	1	-	1	-	-	-
	C	-	-	-	-	-	-	-	-	-	-	-	-
Başkırdistan The Republic of Bashkortostan	B	16	2	14	16	2	14	-	-	-	-	-	-
	C	4	-	4	4	-	4	-	-	-	-	-	-
Çek Cumhuriyeti The Czech Republic	B	31	13	18	24	10	14	6	3	3	1	-	1
	C	-	-	-	-	-	-	-	-	-	-	-	-

Kaynak : Yükseköğretim Genel Müdürlüğü

Source : General Directorate of Higher Education.

## 5.5 Ülkeler, öğrenim düzeyleri ve öğrenim dallarına göre yurt dışında öğrenim gören özel öğrenciler (devam)

Private students studying abroad by country, level of education and programme (continued)

[28.11.2008 tarihi itibarıyla - As of 28.11.2008]

A. Toplam - Total B. Erkek - Males C. Kadın - Females

Ülkeler Country		Toplam Total			Lisans Bachelor's degree			Yüksek lisans Master's Degree			Doktora Doctorate		
		Toplam Total	Fen Science	Sosyal Social	Toplam Total	Fen Science	Sosyal Social	Toplam Total	Fen Science	Sosyal Social	Toplam Total	Fen Science	Sosyal Social
Cezayir Algeria	B	15	-	15	15	-	15	-	-	-	-	-	-
	C	4	-	4	4	-	4	-	-	-	-	-	-
Çin China	B	92	10	82	80	9	71	11	-	11	1	1	-
	C	2	-	2	-	-	-	2	-	2	-	-	-
Çuvaşistan Chuvash Republic	B	4	-	4	4	-	4	-	-	-	-	-	-
	C	-	-	-	-	-	-	-	-	-	-	-	-
Danimarka Denmark	B	73	48	25	50	35	15	21	12	9	2	1	1
	C	2	-	2	-	-	-	2	-	2	-	-	-
Ermenistan Armenia	B	3	-	3	2	-	2	1	-	1	-	-	-
	C	-	-	-	-	-	-	-	-	-	-	-	-
Endonezya Indonesia	B	30	6	24	29	6	23	1	-	1	-	-	-
	C	18	3	15	18	3	15	-	-	-	-	-	-
Estonya Estonia	B	2	-	2	-	-	-	2	-	2	-	-	-
	C	-	-	-	-	-	-	-	-	-	-	-	-
Fas Morocco	B	32	2	30	31	2	29	-	-	-	1	-	1
	C	15	2	13	15	2	13	-	-	-	-	-	-
Filipinler Philippines	B	18	11	7	18	11	7	-	-	-	-	-	-
	C	-	-	-	-	-	-	-	-	-	-	-	-
Fransa France	B	1 029	510	519	786	420	366	152	55	97	91	35	56
	C	155	53	102	124	44	80	23	5	18	8	4	4
Finlandiya Finland	B	20	17	3	5	3	2	13	12	1	2	2	-
	C	1	1	-	-	-	-	-	-	-	1	1	-
Güney Afrika Cum. Rep. Of South Africa	B	19	11	8	5	4	1	11	5	6	3	2	1
	C	1	1	-	-	-	-	1	1	-	-	-	-
Güney Kore South Korea	B	46	22	24	16	6	10	19	9	10	11	7	4
	C	2	-	2	-	-	-	-	-	-	2	-	2
Gürcistan Georgia	B	269	165	104	268	165	103	1	-	1	-	-	-
	C	73	32	41	73	32	41	-	-	-	-	-	-
Grenada	B	1	1	-	-	-	-	-	-	-	1	1	-
	C	-	-	-	-	-	-	-	-	-	-	-	-
Hindistan India	B	-	-	-	-	-	-	-	-	-	-	-	-
	C	-	-	-	-	-	-	-	-	-	-	-	-
Hollanda Holland	B	255	119	136	134	58	76	98	48	50	23	13	10
	C	21	5	16	5	1	4	13	4	9	3	-	3
İngiltere United Kingdom	B	1 462	503	959	806	328	478	552	134	418	104	41	63
	C	48	9	39	15	1	14	25	4	21	8	4	4
İspanya Spain	B	19	4	15	2	1	1	8	1	7	9	2	7
	C	-	-	-	-	-	-	-	-	-	-	-	-

## 5.5 Ülkeler, öğrenim düzeyleri ve öğrenim dallarına göre yurt dışında öğrenim gören özel öğrenciler (devam)

Private students studying abroad by country, level of education and programme (continued)

[28.11.2008 tarihi itibarıyla - As of 28.11.2008]

Ülkeler Country	A. Toplam - Total			B. Erkek - Males			C. Kadın - Females						
	Toplam Total			Lisans Bachelor's degree			Yüksek lisans Master's Degree			Doktora Doctorate			
	Toplam Total	Fen Science	Sosyal Social	Toplam Total	Fen Science	Sosyal Social	Toplam Total	Fen Science	Sosyal Social	Toplam Total	Fen Science	Sosyal Social	
İsrail Israel	B	10	6	4	3	1	2	2	1	1	5	4	1
	C	1	1	-	-	-	-	-	-	-	1	1	-
İsveç Sweden	B	95	63	32	2	2	-	85	58	27	8	3	5
	C	3	2	1	-	-	-	2	1	1	1	1	-
İsviçre Switzerland	B	119	54	65	72	29	43	35	20	15	12	5	7
	C	6	3	3	1	-	1	3	1	2	2	2	-
İrlanda Ireland	B	13	10	3	3	2	1	1	-	1	9	8	1
	C	1	1	-	-	-	-	1	1	-	-	-	-
İtalya Italy	B	166	95	71	53	31	22	95	55	40	18	9	9
	C	9	7	2	7	6	1	1	-	1	1	1	-
Japonya Japan	B	137	76	61	35	15	20	39	18	21	63	43	20
	C	1	1	-	-	-	-	1	1	-	-	-	-
Letonya Latvia	B	2	1	1	1		1	1	1	-	-	-	-
	C	-	-	-	-	-	-	-	-	-	-	-	-
Kenya Kenya	B	6	2	4	6	2	4	-	-	-	-	-	-
	C	-	-	-	-	-	-	-	-	-	-	-	-
Kanada Canada	B	373	152	221	284	120	164	73	24	49	16	8	8
	C	9	4	5	6	2	4	3	2	1	-	-	-
Kazakistan Kazakhstan	B	207	69	138	203	68	135	-	-	-	4	1	3
	C	60	14	46	60	14	46	-	-	-	-	-	-
Kırgızistan Kirghizistan	B	824	136	688	793	134	659	26	2	24	5		5
	C	146	10	136	142	10	132	4		4	-	-	-
Kabardino Balkar Cum. Kabardino-Balkar Republic	B	5	1	4	5	1	4	-	-	-	-	-	-
	C	1	-	1	1	-	1	-	-	-	-	-	-
Litvanya Lithuania	B	38	25	13	37	24	13	1	1	-	-	-	-
	C	1	1	-	1	1		-	-	-	-	-	-
Lübnan Lebanon	B	7	2	5	7	2	5	-	-	-	-	-	-
	C	-	-	-	-	-	-	-	-	-	-	-	-
Macaristan Hungary	B	76	53	23	69	52	17	3	1	2	4	-	4
	C	3	2	1	3	2	1	-	-	-	-	-	-
Makedonya Macedonia	B	34	13	21	31	12	19	2	-	2	1	1	-
	C	14	5	9	13	5	8	1	-	1	-	-	-
Malezya Malaysia	B	25	15	10	22	13	9	3	2	1	-	-	-
	C	-	-	-	-	-	-	-	-	-	-	-	-

## 5.5 Ülkeler, öğrenim düzeyleri ve öğrenim dallarına göre yurt dışında öğrenim gören özel öğrenciler (devam)

Private students studying abroad by country, level of education and programme (continued)

[28.11.2008 tarihi itibarıyla - As of 28.11.2008]

A. Toplam - Total

B. Erkek - Males

C. Kadın - Females

Ülkeler Country		Toplam Total			Lisans Bachelor's degree			Yüksek lisans Master's Degree			Doktora Doctorate		
		Toplam Total	Fen Science	Sosyal Social	Toplam Total	Fen Science	Sosyal Social	Toplam Total	Fen Science	Sosyal Social	Toplam Total	Fen Science	Sosyal Social
Malta Malta	B	6	1	5	5	1	4	-	-	-	1	-	1
	C	-	-	-	-	-	-	-	-	-	-	-	-
Mısır Egypt	B	18	4	14	17	4	13	1	-	1	-	-	-
	C	6	-	6	6	-	6	-	-	-	-	-	-
Moğolistan Mongolia	B	27	1	26	27	1	26	-	-	-	-	-	-
	C	3	-	3	3	-	3	-	-	-	-	-	-
Moldova Moldavia	B	237	105	132	234	103	131	3	2	1	-	-	-
	C	21	3	18	21	3	18	-	-	-	-	-	-
Norveç Norway	B	12	7	5	-	-	-	11	6	5	1	1	-
	C	-	-	-	-	-	-	-	-	-	-	-	-
Özbekistan Uzbekistan	B	4	2	2	4	2	2	-	-	-	-	-	-
	C	-	-	-	-	-	-	-	-	-	-	-	-
Pakistan Pakistan	B	22	8	14	22	8	14	-	-	-	-	-	-
	C	-	-	-	-	-	-	-	-	-	-	-	-
Peru Peru	B	2	-	2	-	-	-	1	-	1	1	-	1
	C	-	-	-	-	-	-	-	-	-	-	-	-
Polonya Poland	B	43	16	27	34	12	22	6	1	5	3	3	-
	C	4	-	4	3	-	3	1	-	1	-	-	-
Portekiz Portugal	B	2	-	2	1	-	1	1	-	1	-	-	-
	C	1	-	1	-	-	-	1	-	1	-	-	-
Romanya Rumania	B	44	28	16	37	24	13	4	2	2	3	2	1
	C	3	2	1	3	2	1	-	-	-	-	-	-
Rusya Federasyonu Russian Federation	B	215	61	154	184	57	127	21	3	18	10	1	9
	C	28	6	22	25	5	20	2	-	2	1	1	-
Sırbistan ve Karadağ Serbia and Montenegro	B	10	3	7	9	3	6	1	-	1	-	-	-
	C	1	-	1	1	-	1	-	-	-	-	-	-
Suriye Syria	B	5	2	3	5	2	3	-	-	-	-	-	-
	C	-	-	-	-	-	-	-	-	-	-	-	-
Senegal Senegal	B	26	10	16	26	10	16	-	-	-	-	-	-
	C	3	-	3	3	-	3	-	-	-	-	-	-
Singapur Singapore	B	8	5	3	6	5	1	1	-	1	1	-	1
	C	-	-	-	-	-	-	-	-	-	-	-	-
Slovakya Slovakia	B	2	1	1	2	1	1	-	-	-	-	-	-
	C	-	-	-	-	-	-	-	-	-	-	-	-



## 5.5 Ülkeler, öğrenim düzeyleri ve öğrenim dallarına göre yurt dışında öğrenim gören özel öğrenciler (devam)

Private students studying abroad by country, level of education and programme (continued)

[28.11.2008 tarihi itibarıyla - As of 28.11.2008]

A. Toplam - Total B. Erkek - Males C. Kadın - Females

Ülkeler Country		Toplam Total			Lisans Bachelor's degree			Yüksek lisans Master's Degree			Doktora Doctorate		
		Toplam Total	Fen Science	Sosyal Social	Toplam Total	Fen Science	Sosyal Social	Toplam Total	Fen Science	Sosyal Social	Toplam Total	Fen Science	Sosyal Social
<b>Slovenya</b> Slovenia	<b>B</b>	<b>1</b>	<b>1</b>	-	-	-	-	1	1	-	-	-	-
	<b>C</b>	-	-	-	-	-	-	-	-	-	-	-	-
<b>Suudi Arabistan</b> Saudi Arabia	<b>B</b>	<b>13</b>	<b>9</b>	<b>4</b>	13	9	4	-	-	-	-	-	-
	<b>C</b>	-	-	-	-	-	-	-	-	-	-	-	-
<b>Sudan</b> Sudan	<b>B</b>	<b>1</b>	-	<b>1</b>	1	-	1	-	-	-	-	-	-
	<b>C</b>	-	-	-	-	-	-	-	-	-	-	-	-
<b>Tacikistan</b> Tajikistan	<b>B</b>	<b>2</b>	<b>1</b>	<b>1</b>	2	1	1	-	-	-	-	-	-
	<b>C</b>	-	-	-	-	-	-	-	-	-	-	-	-
<b>Tataristan</b> Tatarstan	<b>B</b>	<b>3</b>	-	<b>3</b>	3	-	3	-	-	-	-	-	-
	<b>C</b>	-	-	-	-	-	-	-	-	-	-	-	-
<b>Tayland</b> Thailand	<b>B</b>	<b>25</b>	<b>7</b>	<b>18</b>	25	7	18	-	-	-	-	-	-
	<b>C</b>	<b>1</b>	<b>1</b>	-	1	1	-	-	-	-	-	-	-
<b>Tayvan</b> Taiwan	<b>B</b>	<b>8</b>	<b>4</b>	<b>4</b>	4	2	2	4	2	2	-	-	-
	<b>C</b>	<b>3</b>	-	<b>3</b>	-	-	-	3	-	3	-	-	-
<b>Tunus</b> Tunusia	<b>B</b>	<b>8</b>	<b>7</b>	<b>1</b>	8	7	1	-	-	-	-	-	-
	<b>C</b>	-	-	-	-	-	-	-	-	-	-	-	-
<b>Türkmenistan</b> Turkmenistan	<b>B</b>	<b>14</b>	<b>8</b>	<b>6</b>	14	8	6	-	-	-	-	-	-
	<b>C</b>	<b>4</b>	<b>1</b>	<b>3</b>	4	1	3	-	-	-	-	-	-
<b>Ukrayna</b> Ukraine	<b>B</b>	<b>813</b>	<b>549</b>	<b>264</b>	791	544	247	17	2	15	5	3	2
	<b>C</b>	<b>43</b>	<b>27</b>	<b>16</b>	42	27	15	1		1	-	-	-
<b>Venezuela</b> Grenada	<b>B</b>	-	-	-	-	-	-	-	-	-	-	-	-
	<b>C</b>	-	-	-	-	-	-	-	-	-	-	-	-
<b>Vietnam</b> Vietnam	<b>B</b>	<b>9</b>	<b>1</b>	<b>8</b>	9	1	8	-	-	-	-	-	-
	<b>C</b>	<b>8</b>	-	<b>8</b>	8	-	8	-	-	-	-	-	-
<b>Ürdün</b> Jordan	<b>B</b>	<b>19</b>	<b>6</b>	<b>13</b>	19	6	13	-	-	-	-	-	-
	<b>C</b>	<b>11</b>	<b>5</b>	<b>6</b>	11	5	6	-	-	-	-	-	-
<b>Yemen</b> Yemen	<b>B</b>	<b>1</b>	-	<b>1</b>	1	-	1	-	-	-	-	-	-
	<b>C</b>	<b>3</b>	-	<b>3</b>	3	-	3	-	-	-	-	-	-
<b>Yeni Zelanda</b> New Zealand	<b>B</b>	<b>5</b>	<b>1</b>	<b>4</b>	3	1	2	-	-	-	2	-	2
	<b>C</b>	<b>1</b>	-	<b>1</b>	-	-	-	-	-	-	1	-	1
<b>Yunanistan</b> Greece	<b>B</b>	<b>62</b>	<b>27</b>	<b>35</b>	45	21	24	13	5	8	4	1	3
	<b>C</b>	<b>3</b>	-	<b>3</b>	1	-	1	2	-	2	-	-	-

**6.1 Gençlik ve izcilik eğitim tesisleri**

Youth and scouting educational facilities

[2008/'09 Öğretim yılı - The educational year 2008/'09]

İl adı Province	İlçe adı District	Kurum adı - Name of institution	Kurum sayısı Number of institutions	Yatak kapasitesi Bed Capacity
<b>Toplam - Total</b>			<b>16</b>	<b>2724</b>
<b>TR222 Çanakkale</b>	Merkez	İntepe Gençlik ve İzcilik Eğitim Tesisi	1	376
<b>TR310 İzmir</b>	Buca	Atatürk Gençlik ve İzcilik Eğitim Tesisi	1	40
<b>TR331 Manisa</b>	Kırkağaç	Kırkağaç Gençlik ve İzcilik Eğitim Tesisi	1	70
<b>TR411 Bursa</b>	Gemlik	Hasanağa Gençlik ve İzcilik Eğitim Tesisi	1	152
<b>TR411 Bursa</b>	Gemlik	Karacaali Gençlik ve İzcilik Eğitim Tesisi	1	152
<b>TR422 Sakarya</b>	Kocaali	Kocaali Gençlik ve İzcilik Eğitim Tesisi	1	100
<b>TR422 Sakarya</b>	Pamukova	Bakacak Gençlik ve İzcilik Eğitim Tesisi	1	80
<b>TR510 Ankara</b>	Çamlidere	Çamkoru Gençlik ve İzcilik Eğitim Tesisi	1	57
<b>TR521 Konya</b>	Beyşehir	Beyşehir Gençlik ve İzcilik Eğitim Tesisi	1	98
<b>TR621 Adana</b>	Karataş	Tuzla Gençlik ve İzcilik Eğitim Tesisi	1	120
<b>TR622 Mersin</b>	Silifke	Kapızlı 23 Nisan Gençlik ve İzcilik Eğitim Tesisi	1	912
<b>TR631 Hatay</b>	Dört Yol	İlk Kurşun Gençlik ve İzcilik Eğitim Tesisi	1	100
<b>TR631 Hatay</b>	İskenderun	Uluçnar Gençlik ve İzcilik Eğitim Tesisi	1	283
<b>TR722 Sivas</b>	Merkez	Paşabahçe Gençlik ve İzcilik Eğitim Tesisi	1	40
<b>TR821 Kastamonu</b>	Merkez	Yolkonak Gençlik ve İzcilik Eğitim Tesisi	1	144
<b>TRB12 Elazığ<sup>(1)</sup></b>	Sivrice	Hazar Gençlik ve İzcilik Eğitim Tesisi	1	-

(1) Elazığ-Sivrice Hazar Spor ve İzcilik Okulunda çadırılı kamp yapılmaktadır. (1) Camping with tents is made at Elazığ -Sivrice Hazar Sport and scouting school..

**6.2 Turizm eğitim merkezleri**

Tourism training centres

[2008/'09 Öğretim yılı - The educational year 2008/'09]

İl adı Province	İlçe adı District	Kurum adı - Name of institution	Kurum sayısı Number of institutions	Yatak kapasitesi Bed Capacity
<b>Toplam - Total</b>			<b>10</b>	<b>778</b>
<b>TR310 İzmir</b>	Balçova	Balçova Turizm Eğitim Merkezi	1	56
<b>TR310 İzmir</b>	Çeşme	Alaçatı Turizm Eğitim Merkezi	1	100
<b>TR310 İzmir</b>	Selçuk	Selçuk Turizm Eğitim Merkezi	1	100
<b>TR611 Antalya</b>	Konyaaltı	Arapsuyu Mehmet Zeki Balcı Turizm Eğitim Mrk.	1	100
<b>TR611 Antalya</b>	Kemer	Kemer Turizm Eğitim Merkezi	1	100
<b>TR612 Isparta</b>	Merkez	Isparta Turizm Eğitim Merkezi	1	90
<b>TR613 Burdur</b>	Merkez	Burdur Turizm Eğitim Merkezi	1	60
<b>TR714 Nevşehir</b>	Ürgüp	Özdemir Baykal Turizm Eğitim Merkezi	1	60
<b>TR821 Kastamonu</b>	Merkez	Kastamonu Turizm Eğitim Merkezi	1	56
<b>TR901 Trabzon</b>	Vakfikebir	Vakfikebir Turizm Eğitim Merkezi	1	56

**6.3 İstatistikî Bölge Birimleri Sınıflaması 3. düzeye göre uygulama oteli bulunan okullar**

Schools with practice hotels by Classification of Statistical Region Units Level 3

[2008/'09 Öğretim yılı - The educational year 2008/'09]

İBBS 3. Düzey SRE Level 3	İlçe adı District	Kurum adı Name of institution	Kurum sayısı Number of institutions	Yatak kapasitesi Bed capacity
<b>TR Türkiye-TR Turkey</b>			<b>47</b>	<b>3 649</b>
<b>TR100 İstanbul</b>	Beşiktaş	Etiler Anadolu Otelcilik ve Turizm Meslek Lisesi	1	72
<b>TR100 İstanbul</b>	Büyükkçekmece	Kumburgaz Anadolu Otelcilik ve Turizm Meslek Lisesi	1	28
<b>TR100 İstanbul</b>	Silivri	İstanbul Silivri Selimpaşa Anadolu Otelcilik ve Turizm Meslek Lisesi	1	60
<b>TR100 İstanbul</b>	Zeytinburnu	Mehmet İhsan Mermerci Anadolu Otelcilik ve Turizm Meslek Lisesi	1	72
<b>TR211 Tekirdağ</b>	Merkez	Anadolu Otelcilik ve Turizm Meslek Lisesi	1	68
<b>TR222 Çanakkale</b>	Merkez	Anadolu Otelcilik ve Turizm Meslek Lisesi	1	100
<b>TR310 İzmir</b>	Çeşme	Çeşme Anadolu Otelcilik ve Turizm Meslek Lisesi ve And.Aşç.M.L	1	70
<b>TR310 İzmir</b>	Konak	Nevvar Salih İşgören Anadolu Otelcilik ve Turizm Meslek Lisesi	1	11
<b>TR310 İzmir</b>	Menderes	Özdere Tahir Çamur Anadolu Otelcilik ve Turizm Meslek Lisesi	1	60
<b>TR310 İzmir</b>	Selçuk	Selçuk İMKB Anadolu Otelcilik ve Turizm Meslek Lisesi	1	60
<b>TR321 Aydın</b>	Kuşadası	Kuşadası Anadolu Otelcilik ve Turizm Meslek Lisesi	1	250
<b>TR424 Bolu</b>	Mengen	Aşçılar Anadolu Otelcilik ve Turizm Meslek Lisesi	1	25
<b>TR424 Bolu</b>	Merkez	İzzet Baysal Anadolu Otelcilik ve Turizm Meslek Lisesi	1	60
<b>TR322 Denizli</b>	Akköy	Akköy Anadolu Otelcilik ve Turizm Meslek Lisesi	1	75
<b>TR323 Muğla</b>	Bodrum	Turgutreis Anadolu Otelcilik ve Turizm Meslek Lisesi	1	160
<b>TR323 Muğla</b>	Fethiye	Fethiye Tic.Mes., And.Otelcilik Tur.ML ve And. TML	1	70
<b>TR323 Muğla</b>	Marmaris	İçmeler Halit Narin Anadolu Otelcilik ve Turizm Meslek Lisesi	1	72
<b>TR323 Muğla</b>	Merkez	Anadolu Otelcilik ve Turizm Meslek Lisesi	1	40
<b>TR332 A.Karahisar</b>	Merkez	Emir Murat Özdilek Anadolu Otelcilik ve Turizm Meslek Lisesi	1	28
<b>TR411 Bursa</b>	Osmangazi	Osmangazi Anadolu Otelcilik ve Turizm Meslek Lisesi	1	86
<b>TR412 Eskişehir</b>	Tepebaşı	Ali Güven Anadolu Otelcilik ve Turizm Meslek Lisesi	1	60
<b>TR425 Yalova</b>	Merkez	Anadolu Otelcilik ve Turizm Meslek Lisesi	1	140
<b>TR510 Ankara</b>	Çankaya	Çankaya İMKB Anadolu Otelcilik ve Turizm Meslek Lisesi	1	60
<b>TR510 Ankara</b>	Yenimahalle	Ankara Anadolu Otelcilik ve Turizm Meslek Lisesi	1	200
<b>TR521 Konya</b>	Karatay	Gazi Mustafa Kemal Anadolu Otelcilik ve Turizm Meslek Lisesi	1	60
<b>TR611 Antalya</b>	Alanya	Ümit Altay Anadolu Otelcilik ve Turizm Meslek Lisesi	1	120
<b>TR611 Antalya</b>	Muratpaşa	Anadolu Otelcilik ve Turizm Meslek Lisesi	1	200
<b>TR611 Antalya</b>	Döşemealtı	Yeşilbayır İMKB Anadolu Otelcilik ve Turizm Meslek Lisesi	1	60
<b>TR611 Antalya</b>	Kemer	Kemer Anadolu Otelcilik ve Turizm Meslek Lisesi	1	94
<b>TR611 Antalya</b>	Gazipaşa	Av.Kemal Akça Anadolu Otelcilik ve Turizm Meslek Lisesi	1	72
<b>TR612 Isparta</b>	Eğirdir	Nafiz Yürekli Anadolu Otelcilik ve Turizm Meslek Lisesi	1	48
<b>TR621 Adana</b>	Seyhan	Nezihe Yalvaç Anadolu Otelcilik ve Turizm Meslek Lisesi	1	65
<b>TR632 Kahramanmaraş</b>	Merkez	Anadolu Otelcilik ve Turizm Meslek Lisesi	1	52
<b>TR712 Aksaray</b>	Merkez	Anadolu Otelcilik ve Turizm Meslek Lisesi	1	72
<b>TR714 Nevşehir</b>	Merkez	Anadolu Otelcilik ve Turizm Meslek Lisesi	1	72
<b>TR721 Kayseri</b>	Melikgazi	Melikgazi Anadolu Otelcilik ve Turizm Meslek Lisesi	1	72
<b>TR723 Yozgat</b>	Merkez	Anadolu Otelcilik ve Turizm Meslek Lisesi	1	170
<b>TR813 Bartın</b>	Amasra	Amasra Anadolu Otelcilik ve Turizm Meslek Lisesi	1	90
<b>TR821 Kastamonu</b>	Cide	Bayram Yusuf Aslan Anadolu Otelcilik ve Turizm Meslek Lisesi	1	35
<b>TR821 Kastamonu</b>	İnebolu	Anadolu Otelcilik ve Turizm Meslek Lisesi	1	36
<b>TR831 Samsun</b>	Atakum	Anadolu Otelcilik ve Turizm Meslek Lisesi	1	30
<b>TR832 Tokat</b>	Merkez	Anadolu Otelcilik ve Turizm Meslek Lisesi	1	24
<b>TR833 Çorum</b>	Merkez	Anadolu Otelcilik ve Turizm Meslek Lisesi	1	72
<b>TR834 Amasya</b>	Merkez	Amasya İMKB Anadolu Otelcilik ve Turizm Meslek Lisesi	1	64
<b>TR901 Trabzon</b>	Akcaabat	Akcaabat Anadolu Otelcilik ve Turizm Meslek Lisesi	1	126
<b>TR902 Ordu</b>	Perşembe	Perşembe Anadolu Otelcilik ve Turizm Meslek Lisesi	1	28
<b>TRA11 Erzurum</b>	Palandöken	Dedeman Anadolu Otelcilik ve Turizm Meslek Lisesi	1	60

**6.4 İstatistikî Bölge Birimleri Sınıflaması 3. düzeye göre öğretmen evleri ile öğretmen lokali sayısı**

Teacher's guest houses and clubs by Classification of Statistical Region Units Level 3

[2008/'09 Öğretim yılı - The educational year 2008/'09]

İBBS 3. Düzey SRE Level 3	Öğretmen evi sayısı Number of teacher's guest house	Toplam yatak kapasitesi Total bed capacity	Öğretmen lokali sayısı Number of teacher's Club	İBBS 3. Düzey SRE Level 3	Öğretmen evi sayısı Number of teacher's guest house	Toplam yatak kapasitesi Total bed capacity	Öğretmen lokali sayısı Number of teacher's Club
<b>Toplam - Total</b>	<b>676</b>	<b>22 285</b>	<b>135</b>	<b>TR723 Yozgat</b>	13	389	2
TR100 İstanbul	17	908	4	TR811 Zonguldak	3	69	3
TR211 Tekirdağ	5	167	4	TR812 Karabük	5	155	-
TR212 Edirne	5	113	4	TR813 Bartın	4	91	-
TR213 Kırklareli	3	66	4	TR821 Kastamonu	19	455	1
TR221 Balıkesir	11	534	7	TR822 Çankırı	12	246	-
TR222 Çanakkale	10	353	1	TR823 Sinop	9	266	-
TR310 İzmir	14	645	6	TR831 Samsun	14	416	1
TR321 Aydın	9	303	2	TR832 Tokat	11	334	1
TR322 Denizli	13	210	6	TR833 Çorum	7	237	5
TR323 Muğla	7	599	2	TR834 Amasya	6	186	-
TR331 Manisa	6	183	10	TR901 Trabzon	13	438	1
TR332 Afyonkarahisar	13	327	4	TR902 Ordu	14	325	5
TR333 Kütahya	7	160	4	TR903 Giresun	12	289	-
TR334 Uşak	5	140	1	TR904 Rize	7	305	-
TR411 Bursa	11	173	6	TR905 Artvin	7	182	2
TR412 Eskişehir	8	245	3	TR906 Gümüşhane	5	76	-
TR413 Bilecik	8	205	-	TRA11 Erzurum	18	669	-
TR421 Kocaeli	6	303	2	TRA12 Erzincan	9	242	-
TR422 Sakarya	8	97	3	TRA13 Bayburt	1	84	1
TR423 Düzce	6	248	3	TRA21 Ağrı	8	295	-
TR424 Bolu	7	184	2	TRA22 Kars	8	245	-
TR425 Yalova	1	30	-	TRA23 Iğdır	3	89	-
TR510 Ankara	16	858	2	TRA24 Ardahan	6	192	-
TR521 Konya	20	434	3	TRB 24 Hakkari	4	178	-
TR522 Karaman	4	88	1	TRB11 Malatya	12	318	1
TR611 Antalya	9	470	3	TRB12 Elazığ	8	233	-
TR612 Isparta	12	286	1	TRB13 Bingöl	6	175	-
TR613 Burdur	4	101	4	TRB14 Tunceli	6	148	1
TR621 Adana	8	205	3	TRB21 Van	13	584	-
TR622 Mersin	10	603	-	TRB22 Muş	4	150	1
TR631 Hatay	12	536	2	TRB23 Bitlis	7	317	-
TR632 Kahramanmaraş	10	323	1	TRC11 Gaziantep	7	170	1
TR633 Osmaniye	3	122	1	TRC12 Adıyaman	7	294	1
TR711 Kırıkkale	4	105	-	TRC13 Kilis	1	96	-
TR712 Aksaray	7	200	-	TRC21 Şanlıurfa	10	401	1
TR713 Niğde	6	99	-	TRC22 Diyarbakır	12	261	-
TR714 Nevşehir	7	102	-	TRC31 Mardin	8	300	-
TR715 Kırşehir	3	118	4	TRC32 Batman	6	271	-
TR721 Kayseri	11	235	1	TRC33 Şırnak	7	475	-
TR722 Sivas	12	413	3	TRC34 Siirt	6	148	-

### 7.1 2009 Yılı Millî Eğitim Bakanlığı bütçesinin ekonomik sınıflandırmaya göre dağılımı ve 2008 yılı bütçe ödeneğine oranı

Allocation of the Budget of Ministry of National Education (MONE) for year 2009 by economical classification and it's ratio to Net Budget in year 2008.

Ödenek türü Type of Appropriation	2008 Yılı Bütçesi - Budget of year 2008	2009 Yılı Bütçesi - Budget of year 2009	2009 Yılına 2008 Yılına göre Artış oranı - Increase ratio of 2009 as compared with 2008
	(TL)	(TL)	(%)
<b>Toplam - Total</b>	<b>22 915 565 000</b>	<b>27 883 696 000</b>	<b>21,68</b>
<b>01 Personel giderleri</b> Personnel expenditures	15 404 236 000	18 488 279 548	20,02
<b>02 Sos.Güv.Kur.Dev.Pir.giderleri</b> Insurance premium expenditures	1 816 273 000	2 131 919 452	17,38
<b>03 Mal ve Hiz.Alım giderleri</b> Goods and Services Purchasing Expenditures	2 215 117 000	2 867 398 000	29,45
<b>05 Cari transferler</b> Current transferals	2 070 515 000	2 472 543 000	19,42
<b>06 Sermaye giderleri</b> Capital Expenditures	1 261 704 000	1 504 417 000	19,24
<b>07 Sermaye transferleri</b> Capital transferals	147 720 000	419 139 000	183,74

**NOT: Maliye Bakanlığınca; ilköğretim öğrencilerine ücretsiz ders kitapları için 235.000.000 TL, taşınmaz ilköğretim öğrencileri öğle yemeği için 180.000.000 TL olmak üzere toplam 415.000.000 TL 2009 Bütçesi toplamına dahil edilmemiştir.**

NOTE: 235.000.000TRY for the free text books and 180.000.000 TL for the lunches of primary education students (Total of 415.000.000 TL) are not included in total Budget for 2009 by the Ministry of Finance

### 7.2 2009 Yılı Millî Eğitim Bakanlığı bütçesinin fonksiyonel sınıflandırmaya göre dağılımı

Allocation of the Budget of Ministry of National Education ( MONE ) for 2009 fiscal year by Functional Classification

Ödenek Türü - Type of Appropriation	2009 Yılı Bütçesi - Budget of year 2009	MEB Bütçesine Oranı Portion in total budget of MONE
	(TL)	(%)
<b>Toplam - Total</b>	<b>27 883 696 000</b>	<b>100.0000</b>
<b>01 Genel Kamu Hizmetleri - General Public Services</b>	2 583 368 000	9.2648
<b>02 Savunma Hizmetleri - Defense Services</b>	622 000	0.0022
<b>03 Kamu Düzeni ve Güvenlik Hizmetleri - Public order and security services</b>	1 650 000	0.0059
<b>08 Dinlenme, Kültür ve Din Hizmetleri -Rest, Culture and Religion Services</b>	107 773 000	0.3865
<b>09 Eğitim Hizmetleri - Educational Services</b>	25 190 283 000	90.3405

### 7.3 Millî Eğitim Bakanlığı bütçe büyüklükleri

Budget of Ministry of National Education (MONE)

Ödenek Türü Type of Appropriation	2008 Yılı Bütçesi - Budget of year 2008	2009 Yılı Bütçesi - Budget of year 2009	2009 Yılına 2008 Yılına göre Artış oranı Increase ratio of 2009 as compared with 2008
	(TL)	(TL)	(%)
<b>Millî Eğitim Bakanlığı Ministry of National Education (MONE)</b>	<b>22 915 565 000</b>	<b>27 883 696 000</b>	<b>21,68</b>
<b>01 Personel Giderleri</b> Personnel Expenditures	15 404 236 000	18 488 279 548	20,02
<b>02 Sos.Güv.Kur.Dev.Pir.Giderleri</b> Insurance Premium Expenditures	1 816 273 000	2 131 919 452	17,38
<b>03 Mal ve Hiz.Alım Giderleri</b> Goods and Service Purchasing Expenditures	2 215 117 000	2 867 398 000	29,45
<b>05 Cari Transferler</b> Current Transferals	2 070 515 000	2 472 543 000	19,42
<b>06 Sermaye Giderleri</b> Capital Expenditures	1 261 704 000	1 504 417 000	19,24
<b>07 Sermaye Transferleri</b> Capital Transferals	147 720 000	419 139 000	183,74
<b>Merkezi Yönetim Bütçesi - Central Government Budget</b>	222 553 216 800	262 110 416 000	17,77
<b>GSYH (Gayri Safi Yurt İçi Hasıla) GDP (Gross Domestic Product)</b>	(1) 994 315 000 000	1 111 438 000 000	11,78
<b>MEB / Merkezi Yönetim Bütçesi (%)</b>			
<b>MONE / Central Government Budget (%)</b>	10,30	10,64	
<b>MEB / GSYH (Gayri Safi Yurt İçi Hasıla)% MONE / GDP (Gross Domestic Product)%</b>	2,30	2,51	

(1) Gerçekleşme tahminidir. 2009 Yılı Merkezi Yönetim Bütçe Kanunundan alınmıştır.

(1) Realization estimate. Taken from 2009 Central Government Budget Draft Law.

## 7.4 GSYH (Gayri Safi Yurt İçi Hasıla) İle Konsolide/Merkezi Yönetim Bütçesinin Millî Eğitim Bakanlığı bütçesine oranları

Ratio of MONE's Budget in GDP (Gross Domestic Product) and Consolidated /Central Government Budget

Yıl Year	Millî Eğitim Bakanlığı Bütçesinin				
	GSYH (Gayri Safi Yurt İçi Hasıla) <sup>(1)</sup> GDP (Gross Domestic Product) <sup>(1)</sup>	Konsolide Bütçe <sup>(3)</sup> Consolidated Budget <sup>(3)</sup>	MEB Bütçesi <sup>(3)</sup> Budget of MONE <sup>(3)</sup>	GSYH (Gayri Safi Yurt İçi Hasıla) oranı - Ratio of MoNE's budget in GDP	Konsolide Bütçeye oranı - Ratio of MONE's budget in Consolidated Budget
				(TL)	(TL)
1997	29 393 262 000	6 361 685 500	510 063 600	1,74	8,02
1998	70 203 147 000	14 789 475 000	1 243 108 000	1,77	8,41
1999	104 595 916 000	27 266 600 000	2 131 808 500	2,04	7,82
2000	166 658 021 000	46 827 436 000	3 350 330 000	2,01	7,15
2001	240 224 083 000	48 519 490 000	4 046 305 625	1,68	8,34
2002	350 476 089 000	98 131 000 000	7 460 991 000	2,13	7,60
2003	454 780 659 000	147 230 170 000	10 179 997 000	2,24	6,91
2004	559 033 026 000	150 658 129 000	12 854 642 000	2,30	8,53
2005	648 931 712 000	156 088 874 910	14 882 259 500	2,29	9,53

Yıl Year	Millî Eğitim Bakanlığı Bütçesinin				
	GSYH (Gayri Safi Yurt İçi Hasıla) <sup>(1)</sup> GDP (Gross Domestic Product) <sup>(1)</sup>	Merkezi Yönetim Bütçesi <sup>(3)(4)</sup> Central Government Budget <sup>(3)(4)</sup>	MEB Bütçesi <sup>(3)</sup> Budget of MONE <sup>(3)</sup>	GSYH (Gayri Safi Yurt İçi Hasıla) oranı - Ratio of MoNE's budget in GDP	Merkezi Yönetim Bütçeye oranı - Ratio of MONE's budget in Central Government Budget
				(TL)	(TL)
2006	758 390 785 000	174 958 100 699	16 568 145 500	2,18	9,47
2007	853 636 236 000	204 988 545 572	21 355 634 000	2,50	10,42
2008	994 315 000 000 <sup>(2)</sup>	222 553 216 800	22 915 565 000	2,30	10,30
2009	1 111 438 000 000 <sup>(2)</sup>	262 110 416 000	27 883 696 000	2,51	10,64

## 7.5 YURT - KUR bütçesinin konsolide/ Merkezi Yönetim bütçesine oranı

Ratio of YURT-KUR's budget in consolidated/Central Government budget

Yıl Year	YURT-KUR bütçesine yapılan hazine yardımının konsolide bütçeye oranı		
	Konsolide Bütçe <sup>(3)</sup> Consolidated Budget <sup>(3)</sup>	YURT-KUR bütçesi (hazine yardımı) Budget of YURT-KUR (treasury aid)	Ratio of treasury aid to YURT-KUR in consolidated budget
			(TL)
2002	98 131 000 000	395 000 000	0,40
2003	147 230 170 000	515 000 000	0,35
2004	150 658 129 000	833 790 000	0,55
2005	156 088 874 910	1 176 000 000	0,75

Yıl Year	YURT-KUR bütçesine yapılan hazine yardımının Merkezi Yönetim Bütçesine oranı		
	Merkezi Yönetim Bütçesi <sup>(3)(4)</sup> Central Government Budget <sup>(3)(4)</sup>	YURT-KUR bütçesi (hazine yardımı) Treasury aid to YURT-KUR	Ratio of treasury aid to YURT-KUR in Central Government budget
			(TL)
2006	174 958 100 699	1 200 000 000	0,69
2007	205 770 978 058	1 390 195 000	0,68
2008	222 553 216 800	1 528 637 000	0,69
2009	262 110 416 000	1 853 376 000	0,71

Kaynak : YURT-KUR

Source : General Directorate of Higher Education Loans and Dormitories Institution.

(1) Maliye Bakanlığının [www.bumko.gov.tr](http://www.bumko.gov.tr) adresinden alınmıştır.

(1) Taken from the website of the Ministry of

(2) Gerçekleşme tahminidir. 2009 yılı Merkezi Yönetim Bütçe Kanunundan alınmıştır.

(2) Realization estimate. Taken from 2009 Central Government Budget Draft law.

(3) Bütçe Kanunlarından alınmıştır.

(3) Taken from Budget Laws.

(4) Merkezi Yönetim Bütçesi Toplamı (Hazine Yardımları dahil edilmemiştir)

(4) Total Central Government Budget (Excluding treasury aids)

## 7.6 2009 yılı Yüksek Öğretim Kurulu, üniversite ve yüksek teknoloji enstitülerinin bütçelerinin 2008 yılı bütçesine oranı

Ratio of 2009 budgets of Higher Education Council, universities and high technology institutes to net budget (after deductions) of 2008

Ödenek türü Type of Appropriation	2008 yılı bütçesi	2009 yılı bütçesi	Artış oranı Increase ratio (%)
	Budget of year 2008 (TL)	Budget of year 2009 (TL)	
<b>Toplam - Total</b>	<b>7 318 284 650</b>	<b>8 772 719 225</b>	<b>19,87</b>
<b>01 Personel Giderleri</b> Personnel Expenditures	3 850 833 200	4 572 550 500	18,74
<b>02 Sos.Güv.Kur.Dev.Pir.Giderleri</b> Insurance Premium Expenditures	505 913 600	565 624 725	11,8
<b>03 Mal ve Hiz.Alım Giderleri</b> Goods And Service Purchasing Expenditures	1 363 916 000	1 561 420 000	14,48
<b>05 Cari Transferler</b> Current Transfers	99 242 850	209 227 000	110,82
<b>06 Sermaye Giderleri</b> Capital Expenditures	1 498 379 000	1 863 897 000	24,39

## 7.7 MEB ile YÖK+Üniversiteler bütçesinin GSYH (Gayri Safi Yurt İçi Hasıla) ile Konsolide /Merkezi Yönetim bütçe içindeki payları

Proportions of Budgets of MONE and HEC +Universities in GDP and Consolidated/ Central Government Budget

Yıl - Year	Bütçe Ödenekleri - Budget Appropriations			Toplam Eğitim Bütçesinin Konsolide/Merkezi Yönetim Bütçe Payı Proportion of total education budget in consolidated/ central government budget	Toplam Eğitim Bütçesinin GSYH (Gayri Safi Yurt İçi Hasıla) Payı Proportion of total education budget in GDP
	MEB Bütçe Ödeneği MONE's budget appropriation	YÖK+Üniversite Bütçeleri Budgets of HEC+Universities	Toplam Total		
	(Bin TL - Thousand TL)			(%)	(%)
1997	510 063.6	202 352.4	712 416.0	11,2	2,4
1998	1 243 108.0	422 656.9	1 665 764.9	11,3	2,4
1999	2 131 808.5	676 899.8	2 808 708.3	10,3	2,7
2000	3 350 330.0	1 054 610.7	4 404 940,7	9,4	2,6
2001	4 046 305.6	1 364 901.5	5 411 207.1	11,2	2,3
2002	7 460 991.0	2 495 967.7	9 956 958.7	10,1	2,8
2003	10 179 997.0	3 346 669.0	13 526 666.0	9,2	3,0
2004	12 854 642.0	3 689 754.7	16 544 396.7	11,0	3,0
2005	14 882 259.5	5 218 465.0	20 100 724.5	12,9	3,1
2006	16 568 145.5	5 846 822.7	22 414 968.2	12,8	3,0
2007	21 355 634.0	6 586 692.0	27 942 326.0	13,6	3,3
2008	22 915 565.0	7 318 284.6	30 233 849.6	13,6	3,0
2009	27 883 696.0	8 772 719.2	36 656 415.2	14,0	3,3

**8.1 Konsolide bütçe yatırımlarından Millî Eğitim Bakanlığı yatırımlarına ayrılan pay**  
 Proportion of MONE's Investments in Consolidated Budget Investments

Yıl - Year	Konsolide bütçe yatırım ödeneği	MEB yatırım ödeneği	Konsolide bütçe yatırımlarından MEB yatırımlarına ayrılan pay(%)
	Consolidated budget investment appropriation (TL)	Investment Appropriation of MONE (TL)	Proportion of MONE's investments in consolidated budget investments (%)
1997	524 600 000	76 884 950	14,66
1998	999 975 000	373 262 000	37,33
1999	1 410 000 000	408 341 000	28,96
2000	2 352 000 000	666 782 000	28,35
2001	3 500 000 000	779 855 000	22,28
2002	5 736 000 000	1 281 690 000	22,34
2003	8 998 500 000	1 479 050 000	16,44
2004	7 368 361 000	1 244 150 000	16,89
2005	10 143 886 000	1 230 306 000	12,13

Yıl -Year	Merkezi Yönetim Bütçe Yatırım Ödeneği	MEB yatırım ödeneği	Konsolide bütçe yatırımlarından MEB yatırımlarına ayrılan pay(%)
	Central Government Budget Investment Appropriation (TL)	Investment Appropriation of MoNE (TL)	Proportion of MoNE's Investments in consolidated budget investments (%)
2006	9 639 582 000	1 241 498 000	12,88
2007	9 341 637 000	1 490 000 000	15,95
2008	8 743 466 000	1 296 704 000	14,83
2009	13 226 540 740	(1) 1 506 188 195	11,38

(1) 250 000 000 TL'si Eğitim kurumları yapımı için TOKİ'ye transfer edilecektir.

(1) 250 000 000 TRY will be transferred to TOKI for the construction of education institutions.

**8.2 MEB yatırım bütçesinin Gayri Safi Yurtiçi Hâsıla (GSYH) ve konsolide bütçeye oranları**  
 Ratio of investment budget of MONE in Gross Domestic Product (GDP) and Consolidated budget

Yıl -Year	GSYH (Gayri Safi Yurt İçi Hasıla) (1) GDP (Gross Domestic Product) (1)	Konsolide Bütçe (3) Consolidated Budget (3) (TL)	MEB yatırım bütçesi Investment budget of MONE (TL)	Millî Eğitim Bakanlığı yatırım bütçesinin	
				GSYH'ya oranı Ratio of MONE's Budget in GDP (%)	Konsolide bütçeye oranı Ratio of investment budget of MONE in consolidated budget (%)
1998	53 518 331 580	14 789 475 000	373 262 000	0,70	2,52
1999	78 282 966 809	27 266 600 000	408 341 000	0,52	1,50
2000	125 596 128 755	46 827 436 000	666 782 000	0,53	1,42
2001	176 483 953 021	48 519 490 000	779 855 000	0,44	1,61
2002	275 032 365 953	98 131 000 000	1 281 690 000	0,47	1,31
2003	356 680 888 222	147 230 170 000	1 479 050 000	0,41	1,00
2004	428 932 343 026	150 658 129 000	1 244 150 000	0,29	0,83
2005	486 401 032 274	156 088 874 910	1 230 306 000	0,25	0,79

Yıl -Year	GSYH (Gayri Safi Yurt İçi Hasıla) (1) GDP (Gross Domestic Product) (1)	Merkezi Yönetim Bütçesi (3)(4) Central Government Budget (3)(4) (TL)	MEB yatırım bütçesi Investment budget of MONE (TL)	Millî Eğitim Bakanlığı Bütçesinin	
				GSYH'ya oranı Ratio of MONE's Budget in GDP (%)	Merkezi Yönetim Bütçeye oranı - Ratio of MONE's budget in Central Government Budget (%)
2006	575 783 962 136	174 958 100 699	1 241 498 000	0,22	0,71
2007	(2)646 893 000 000	204 988 545 572	1 490 000 000	0,23	0,73
2008(7)	(2)716 596 000 000	(5)222 553 216 800	1 296 704 000	0,18	0,58
2009	1 111 438 000 000	259 155 933 362	(6)1506188195	0,13	0,58

(1) Türkiye İstatistik Kurumu'nun www.tuik.gov.tr adresinden alınmıştır.

(1) Obtained from TürkStat (www.tuik.gov)

(2) Gerçekleşme tahminidir. 2008 yılı Merkezi Yönetim Bütçe Kanunu Tasarısından alınmıştır.

(2) Realization estimate. Taken from 2008 Central Government Budget Draft law.

(3) Bütçe Kanunlarından alınmıştır.

(3) Taken from Budget Laws.

(4) Merkezi Yönetim Bütçesi Toplamı (Hazine Yardımları dahil edilmemiştir)

(4) Total Central Government Budget (Excluding treasury aids)

(5) Merkezi Yönetim Bütçe Kanun Tasarısı

(5) Central Government Budget Draft Law

(6) 250 000 000 TL. si eğitim kurumu yapımı için TOKİ'ye transfer edilecektir.

(6) 250 000 000 TRY will be transferred to TOKI for the construction of education institutions.



### 8.3 Milli Eğitim Bakanlığı bütçesinden yatırımlara ayrılan pay

Proportion of investments in the budget of MONE

Yıl Year	MEB bütçesi <sup>(1)</sup>	MEB yatırım bütçesi	MEB bütçesinden
	Budget of MONE <sup>(1)</sup>	Investment budget of MONE	yatırıma ayrılan pay
	(TL)	(TL)	Proportion of investments
			in the budget of MONE
			(%)
1997	512 234 445	76 884 950	15,01
1998	1 243 108 000	373 262 000	30,03
1999	2 131 808 500	408 341 000	19,15
2000	3 350 330 000	666 782 000	19,90
2001	4 046 305 625	779 855 000	19,27
2002	7 460 991 000	1 281 690 000	17,18
2003	10 179 997 000	1 479 050 000	14,53
2004	12 854 642 000	1 244 150 000	9,68
2005	14 882 259 500	1 230 306 000	8,27
2006	16 568 145 500	1 241 498 000	7,49
2007 <sup>(2)</sup>	21 355 634 000	1 490 000 000	6,98
2008 <sup>(3)</sup>	22 915 565 000	1 296 704 000	5,66
2009 <sup>(4)</sup>	27 446 778 095	<sup>(5)</sup> 1 256 188 195	4,57

(1) Bütçe Kanunlarından alınmıştır.

(1) Taken from Budget Laws.

(2) MEB yatırım ödeneğinin 500 000 TL'si Eğitim Kurumu yapımı için Afyon İşletmeler Üstü Eğitim Merkezine aktarmak üzere (07) Sermaye Transferleri tertibine konulmuş olup toplama dahil edilmiştir.

(2) 500 000 TL of MONE's investment appropriation included in Capital Transfers Scheme (07) to be transferred to Afyon Education Center for the construction of education institutions is included in the total.

(3) MEB yatırım ödeneğinin 35 000 TL'si Eğitim Kurumu yapımı için TOKİ'ye aktarmak üzere (07) Sermaye Transferleri tertibine konulmuş olup toplama dahil edilmiştir.

(3) 35 000 TL of MONE's investment appropriation included in Capital Transfers Scheme (07) to be transferred to TOKI for the construction of education institutions is included in the total.

(4) Kesintili Bütçe Ödeneğine (KBÖ) göre hazırlanmıştır.

(4) Has been prepared according to the net budget appropriation.

(5) MEB yatırım ödeneğinin 250.000 TL'si Eğitim Kurumu yapımı için TOKİ'ye aktarmak üzere (07) Sermaye Transferleri tertibine konulmuş olup toplama dahil edilmiştir.

(5) 250.000 TL of MONE's investment appropriation included in Capital Transfers Scheme (07) to be transferred to TOKI for the construction of education institutions is included in the total.

### 8.4 Konsolide bütçe yatırımlarından YURT-KUR yatırımlarına ayrılan pay

Proportion of YURT-KUR's investments in consolidated budget investments

Yıllar Years	Konsolide Bütçe Yatırım	YURT-KUR Yatırım	Konsolide Bütçe Yatırımlarından
	Ödeneği	Ödeneği	YURT-KUR Yatırımlarına Ayrılan Pay
	Consolidated Budget Investment	Investment Appropriation of YURT-KUR	Proportion of YURT-KUR's investments in
	Appropriation	Investment Appropriation of YURT-KUR	consolidated budget investments
	(TL)	(TL)	(%)
1998	999 975 000	10 600 000	1,06
1999	1 410 000 000	24 700 000	1,75
2000	2 352 000 000	48 075 000	2,04
2001	3 500 000 000	50 000 000	1,43
2002	5 736 000 000	86 000 000	1,50
2003	8 998 500 000	108 000 000	1,20
2004	7 368 361 000	75 000 000	1,02
2005	10 143 886 000	82 575 000	0,81
2006	13 815 000 000	89 500 000	0,65
2007	12 104 430 100	90 000 000	0,74
2008	8 743 466 000	96 000 000	1,10
2009	14 838 999 905	153 139 000	1,03

Kaynak : YURT-KUR

Source : Higher Education Loans and Dormitories institution.

**8.5 2009 yılında tahsis öngörülen yatırım ödenekleri <sup>(2)</sup>**  
Investment Appropriations of year 2009 <sup>(2)</sup>

(Bin TL - Thousand Turkish Lira's)

İlgili birimler Units	Genel Katma - General Addition						3308 sayılı kanun gelirleri Incomes of Law number 3308
	Etüt proje Research project	Taşıtlı alımı Vehicle purchase	Makine-teçhizat Equipment	Dış kredi projeleri Projects of outer Loan	Büyük onarım Restoration	Yapı tesis Construction facility	
<b>Toplam</b> Total	<b>606 098</b>	-	<b>165 985 144</b>	-	<b>203 823 500</b>	<b>701 579 525</b>	<b>30 895 000</b>
<b>İlköğretim ve Genel Orta Öğretim</b> Primary And General Secondary Education	-	-	<b>102 907 070</b>	-	<b>71 392 500</b>	<b>541 915 000</b>	-
<b>Okul Öncesi Eğitimi Gn.Md.</b> General Directorate of Pre-Primary Education	-	-	10 855 000	-	2 505 000	31 312 500	-
<b>Özel Eğitim Rehberlik Danışma Hizmetleri Gn. Müd.</b> General Directorate Of Special Education Guidance and Counselling Services	-	-	4 592 500	-	5 427 500	7 932 500	-
<b>İlköğretim Gn. Md.</b> General Directorate of Primary Education	-	-	43 830 820	-	26 720 000	298 930 000	-
<b>Ortaöğretim Gn. Md.</b> General Directorate of Secondary Education	40 080	-	33 400 000	-	35 905 000	177 855 000	-
<b>Ortaöğretim Burslar ve Yurtlar Dairesi Başkanlığı</b> Department of Secondary Education Scholarships and Dormitories	-	-	5 845 000	-	-	25 885 000	-
<b>Eğitim Teknolojileri Gn.Md.</b> General Directorate of Education Technologies	11 930	-	3 340 000	-	835 000	-	-
<b>Eğitim Araştırma ve Geliştirme Dai. Bşk.</b> Department of Education Research and Development	2 088	-	1 043 750	-	-	-	-
<b>Mesleki Eğitim</b> Vocational Education	-	-	<b>63 025 800</b>	-	<b>132 431 000</b>	<b>159 664 525</b>	<b>30 895 000</b>
<b>Erkek Teknik Öğretimi Gn. Md.</b> - General Directorate of Technical Education for Boys	-	-	9 602 500	-	17 535 000	17 798 025	10 855 000
<b>Kız Teknik Öğretimi Gn.Md.</b> General Directorate of Technical Education for Girls	418 000	-	6 680 000	-	7 515 000	18 370 000	6 680 000
<b>Ticaret ve Turizm Öğr.Gn. Md.</b> - General Directorate of Commercial And Tourism Education	-	-	4 592 500	-	8 350 000	17 117 500	6 680 000
<b>Öğretmen Yetiştirme ve Eğitimi Gn. Md.</b> - General Directorate of Teacher Training and Education	-	-	8 350 000	-	4 175 000	17 117 500	-
<b>Din Öğretimi Gn. Md.</b> General Directorate Of Religious Education	-	-	5 845 000	-	8 350 000	1 252 500	-
<b>Çıraklık ve Yaygın Eğitim Gn.Md.</b> - General Directorate of Apprenticeship and non-formal training	-	-	4 592 500	-	5 427 500	14 195 000	3 340 000
<b>Strateji Geliştirme Başkanlığı</b> Presidency of Strategy Development	134 000	-	25 050	-	-	-	-
<b>Okul İçi Beden Eğitimi Spor ve İzçilik Dai. Bşk.</b> General Directorate of in-school physical education, sports and scouting office	-	-	626 250	-	1 252 500	-	-
<b>Hizmetçi Eğitim Dai. Bşk.</b> Department of in-service training	-	-	1 002 000	-	1 002 000	584 500	-
<b>İdari ve Mali İşler Dai. Bşk.</b> Department of Administrative Financial Affairs	-	-	1 670 000	-	1 169 000	-	-
<b>Öğretmene Hizmet ve Sosyal İşler Dai. Bşk.</b> -Department of Teacher Services and social works office	-	-	835 000	-	3 340 000	584 500	-
<b>Yatırımlar ve Tesisler Dai. Bşk.</b> Department of Investments and Facilities	-	-	-	-	70 975 000	61 790 000	-
<b>Eğitim Araçları ve Donatım Dai. Bşk.</b> Department of Education Devices and Equipments	-	-	16 700 000	-	-	6 680 000	-
<b>Sağlık İşleri Dairesi Başkanlığı</b> Department of Health Affairs	-	-	2 505 000	-	3 340 000	4 175 000	3 340 000
<b>Eğitim Toplamı <sup>(1)</sup></b> Total of Education <sup>(1)</sup>	<b>606 098</b>	-	<b>165 932 870</b>	-	<b>203 823 500</b>	<b>701 579 525</b>	<b>30 895 000</b>
<b>Spor</b> - Sport	-	-	<b>23 049</b>	-	-	-	-
<b>Ortaöğretim Genel Müdürlüğü</b> General Directorate of Secondary Education	-	-	23 049	-	-	-	-
<b>Toplam</b> - Total	-	-	-	-	-	-	-
<b>Kamulaştırma</b> -Nationalization	-	-	<b>29 225</b>	-	-	-	-
<b>Yatırımlar ve Tesisler Dai. Bşk.</b> Department of Investments and Facilities	-	-	29 225	-	-	-	-

Not.

1. İdari ve Mali İşler Dairesi Başkanlığında 100 adet hibe minibüs, 80 adet hibe binek otomobil,

Note.

1. 100 grant minibusses and 80 grant passenger cars shall be purchased to Department of Administrative Financial Affairs.

2. Eğitim Araçları ve Donatım Dairesi Başkanlığında kullanılmak üzere 3 adet kamyon alınacaktır. 2. 3 lorry shall be purchased from revolving fund incomes to be used by Department of Education Devices and Equipment

(1) 250.000 TL Eğitim Kurumu yapımı için TOKİ'ye aktarmak üzere (07) Sermaye Transferleri tertibine aktarılmıştır.

(1) 250.000 TL has been transferred to Capital Transfers Scheme (07) to be transferred to TOKİ for the construction of education institutions.

(2) Kesintili Bütçe Ödeneğine (KBÖ) göre hazırlanmıştır.

(2) Has been prepared according to the net budget appropriation.

## 8.6 Halkın ve Özel İdarelerin eğitime katkıları

Provincial Private Administrations' and Individuals' Support to Education

Halk katkısı Support of Individuals			Özel idare katkısı Support of Provincial Private Administrations		
Yıl Year	Sağlandığı yıl tutarı Year in which it is provided	DPT 2009 yılı deflatörüne göre tutar Amount by 2009 DPT Deflator	Yıl Year	Sağlandığı yıl tutarı Year in which it is provided	DPT 2009 yılı deflatörüne göre tutar Amount by 2009 DPT Deflator
1985	25 060	174 877 878	1985	5 596	39 050 942
1986	37 615	188 075 000	1986	10 587	52 935 000
1987	46 267	162 112 824	1987	21 276	74 548 002
1988	82 388	156 363 636	1988	34 224	64 953 501
1989	114 638	149 540 829	1989	48 930	63 827 289
1990	187 178	163 889 326	1990	65 711	57 535 242
1991	238 664	124 987 693	1991	91 873	48 113 642
1992	404 492	131 580 625	1992	162 360	52 815 458
1993	740 159	149 923 838	1993	195 402	39 579 898
1994	1 885 332	164 053 183	1994	481 582	41 905 118
1995	4 587 242	232 388 966	1995	1 127 592	57 123 635
1996	9 486 177	269 046 527	1996	2 868 142	81 346 115
1997	18 471 454	292 123 317	1997	6 749 144	106 736 715
1998	50 986 181	466 682 907	1998	16 435 656	150 437 620
1999	71 210 217	431 068 933	1999	27 721 024	167 808 395
2000	84 682 400	356 864 602	2000	47 064 128	198 335 443
2001	83 801 008	209 721 679	2001	69 051 344	172 808 945
2002	96 020 373	177 119 589	2002	114 261 319	210 766 916
2003	144 030 560	227 993 064	2003	182 356 168	288 660 555
2004	104 837 117	146 575 297	2004	677 741 292	947 566 421
2005	213 714 999	292 092 780	2005	948 183 585	1 295 920 179
2006	234 689 755	281 325 303	2006	1 187 132 414	1 423 029 254
2007	251 729 440	296 183 329	2007	1 108 166 147	1 303 861 554
2008	218 259 319	218 259 319	2008	971 061 840	971 061 840

## 8.7 Son altı yılda yapılan derslik sayısı

Classrooms built within the last six years

Yıl Year	Toplam Total	Anaokulu/ Anasınıfı Kindergarten/ Nursery class	İlköğretim Primary education	Ortaöğretim (mesleki teknik dahil) Secondary education (including vocational and technical)	Yaygın eğitim Non - formal education	Eğitime %100 destekten yapılan Classrooms built within the context of 100 % support for education campaign
2003	15 253	610	13 959	553	131	-
2004	28 078	884	17 471	2476	104	7 143
2005	28 698	951	20 256	683	155	6 653
2006	28 243	748	19 301	1336	114	6 744
2007	15 728	425	10 721	928	124	3 530
2008	16 790	505	14 169	716	42	1 358

Not . Dünya Bankası, Avrupa Birliği Hibesi, EFİKAP, TELEKOM ve TOKİ kaynakları ile yaptırılan derslik sayıları dahil edilmiştir.

Note. Number of classrooms built with World Bank, European Union (EU) grant, Physical Support for Education Project (EFİKAP), Turkish TELEKOM and the Collective Residence Administration (TOKİ) Sources are included.

**8.8 2008 yılı Millî Eğitim Bakanlığı biten yatırım projeleri**  
 Completed investment projects of MONE in year 2008

Daireler Departments	Proje sayısı Number of Projects	Ek derslik Additional Classroom			Okul School			Pansiyon Boarding house		Lojman Apartment provided for an employee by his employer		Spor salonu Gymnasium		Atölye Workshop		Konferans salonu Conference hall		Otel/ yatak Hotel / bed	
		Sayı Number	Derslik Classroom	Kapasite Capacity	Sayı Number	Derslik Classroom	Kapasite Capacity	Sayı Number	Kapasite Capacity	Sayı Number	Daire Flat	Sayı Number	Daire Flat	Sayı Number	Daire Flat	Sayı Number	Daire Flat	Sayı Number	Yatak sayısı Number of beds
<b>Toplam - Total</b>	<b>64</b>	<b>2</b>	<b>24</b>	<b>-</b>	<b>47</b>	<b>758</b>	<b>-</b>	<b>19</b>	<b>3 790</b>	<b>3</b>	<b>30</b>	<b>43</b>	<b>15</b>	<b>2</b>	<b>1</b>	<b>60</b>			
<b>Ortaöğretim Genel Müdürlüğü (Eğitim + Spor)-General Directorate of Secondary Education (Education+Sports)</b>	29	2	24	-	27	464	-	6	1 890	3	30	41	1	2	-	-			
<b>Ortaöğretim Burs ve Yurt. Dai. Bşk.Top. - Department of Secondary Education Scholarships and Dormitories</b>	12							12	1 700	-	-	-	-	-	-	-			
<b>Öğretmen Yet. ve Eğt. Gn. Müd. - General Directorate of Teacher Training and Education</b>	1	-	-	-	1	24	-	1	200	-	-	1	-	-	-	-			
<b>Erkek Teknik Öğretim Gn.Müd. - General Directorate of Technical Education for Boys</b>	10	-	-	-	8	120	-	-	-	-	-	1	13	-	-	-			
<b>Kız Teknik Öğretim Genel Müd. -General Directorate of Technical Education for Girls</b>	6	-	-	-	6	88	-	-	-	-	-	-	1	-	-	-			
<b>Ticaret ve Turizm Öğretimi Gn. Müd. - General Directorate Of Commercial And Tourism Education</b>	2	-	-	-	1	20	-	-	-	-	-	-	-	-	-	1	60		
<b>Çıraklık ve Yaygın Eğitim Gn.Md. - General Directorate of Apprenticeship and non-formal training</b>	4	-	-	-	4	42	-	-	-	-	-	-	-	-	-	-			

## 8.9 2008 Yılı Millî Eğitim Bakanlığı biten yatırımlarının projelere göre dağılımı

Allocation of completed investments of MONE in year 2008 by projects

Daireler Departments	İl ve ilçesi Province and district	Proje sayısı Number of projects	Ek derslik Additional classroom			Okul School			Pansiyon Boarding house		Lojman apartment provided for an employee by his employer		Spor salonu Gymnasium	Atölye Workshop	Konferans salonu Conference Hall	Otel/ yatak Hotel / bed	
			Sayı Number	Derslik Classroom	Kapasite Capacity	Sayı Number	Derslik Classroom	Kapasite Capacity	Sayı Number	Kapasite Capacity	Sayı Number	Daire Flat				Sayı Number	Yatak sayısı Number of beds
<b>Genel toplam</b> -General total		<b>64</b>	<b>2</b>	<b>24</b>	-	<b>47</b>	<b>758</b>	-	<b>19</b>	<b>3 790</b>	<b>3</b>	<b>30</b>	<b>43</b>	<b>15</b>	<b>2</b>	<b>1</b>	<b>60</b>
<b>Ortaöğretim Genel Müdürlüğü</b> Toplamı		<b>29</b>	<b>2</b>	<b>24</b>	-	<b>27</b>	<b>464</b>	-	<b>6</b>	<b>1 890</b>	<b>3</b>	<b>30</b>	<b>41</b>	<b>1</b>	<b>2</b>	-	-
Total of General Directorate of Secondary Education		29	2	24	-	27	464	-	6	1 890	3	30	41	1	2	-	-
Giresun-Merkez		1	-	-	-	1	16	-	1	360	1	10	1	-	-	-	-
Muğla-Merkez		1	-	-	-	1	16	-	1	360	1	10	1	-	-	-	-
Kocaeli-İzmit		1	-	-	-	1	16	-	1	360	1	10	1	-	-	-	-
Edirne-Merkez		1	-	-	-	1	12	-	1	270	-	-	-	-	1	-	-
Ankara-Çankaya		-	-	-	-	-	-	-	-	-	-	-	-	-	-	-	-
Trabzon-Akçaabat		1	-	-	-	1	12	-	1	270	-	-	-	-	1	-	-
Amasya-Merkez		1	-	-	-	1	12	-	1	270	-	-	-	-	-	-	-
Adıyaman-Sincik		1	-	-	-	1	24	-	-	-	-	-	-	-	-	-	-
Ankara-Polatlı		1	-	-	-	1	24	-	-	-	-	-	-	-	-	-	-
Nevşehir-Gülşehir		1	-	-	-	1	16	-	-	-	-	-	-	-	-	-	-
Nevşehir-Acıgöl		1	-	-	-	1	12	-	-	-	-	-	-	-	-	-	-
Siirt-Kurtalan		1	-	-	-	1	24	-	-	-	-	-	-	-	-	-	-
Gümüşhane-Kelkit		1	-	-	-	1	12	-	-	-	-	-	-	-	-	-	-
Samsun-Vezirköprü		1	-	-	-	1	12	-	-	-	-	-	-	-	-	-	-
Gaziantep-Nizip		1	-	-	-	1	24	-	-	-	-	-	-	-	-	-	-
Şırnak-Merkez		1	-	-	-	1	24	-	-	-	-	-	-	-	-	-	-
Rize-Ardeşen		1	-	-	-	1	24	-	-	-	-	-	-	-	-	-	-
Erzurum-İspir		1	-	-	-	1	12	-	-	-	-	-	-	-	-	-	-
Diyarbakır-Ergani		1	-	-	-	1	16	-	-	-	-	-	-	-	-	-	-
Artvin-Hopa		1	-	-	-	1	12	-	-	-	-	-	-	-	-	-	-
Ankara-Etimesgut		1	-	-	-	1	24	-	-	-	-	-	-	-	-	-	-
Ankara-Altındağ		1	-	-	-	1	24	-	-	-	-	-	-	-	-	-	-
Kütahya-Dumlupınar		1	-	-	-	1	12	-	-	-	-	-	-	-	-	-	-
Van-Merkez		1	-	-	-	1	24	-	-	-	-	-	-	-	-	-	-
İzmir-Urla		1	-	-	-	1	16	-	-	-	-	-	-	-	-	-	-
Elazığ-Merkez		1	-	-	-	1	16	-	-	-	-	-	-	-	-	-	-
Hakkari-Yüksekova		1	1	12	-	-	-	-	-	-	-	-	-	-	-	-	-
Hatay-Kırıkhan		1	1	12	-	-	-	-	-	-	-	-	-	-	-	-	-
Konya-Bozkır		1	-	-	-	1	16	-	-	-	-	-	-	-	-	-	-
Çanakkale-Bayramiç		1	-	-	-	1	12	-	-	-	-	-	-	1	-	-	-
Isparta-Merkez		-	-	-	-	-	-	-	-	-	-	-	1	-	-	-	-
Denizli-Merkez		-	-	-	-	-	-	-	-	-	-	-	1	-	-	-	-
Amasya-Merkez		-	-	-	-	-	-	-	-	-	-	-	1	-	-	-	-
Malatya-Merkez		-	-	-	-	-	-	-	-	-	-	-	1	-	-	-	-
Karaman-Merkez		-	-	-	-	-	-	-	-	-	-	-	1	-	-	-	-
Balıkesir-Bandırma		-	-	-	-	-	-	-	-	-	-	-	1	-	-	-	-
Kırkkale-Merkez		-	-	-	-	-	-	-	-	-	-	-	1	-	-	-	-
Manisa-Merkez		-	-	-	-	-	-	-	-	-	-	-	1	-	-	-	-
Tekirdağ-Çorlu		-	-	-	-	-	-	-	-	-	-	-	1	-	-	-	-
İzmir-Bornova		-	-	-	-	-	-	-	-	-	-	-	1	-	-	-	-
Tekirdağ-Merkez		-	-	-	-	-	-	-	-	-	-	-	1	-	-	-	-
Nevşehir-Merkez		-	-	-	-	-	-	-	-	-	-	-	1	-	-	-	-
Ordu-Merkez		-	-	-	-	-	-	-	-	-	-	-	1	-	-	-	-
Çorum-Merkez		-	-	-	-	-	-	-	-	-	-	-	1	-	-	-	-
Ankara-Polatlı		-	-	-	-	-	-	-	-	-	-	-	1	-	-	-	-
Karabük-Safranbolu		-	-	-	-	-	-	-	-	-	-	-	1	-	-	-	-
Antalya-Serik		-	-	-	-	-	-	-	-	-	-	-	1	-	-	-	-
Yozgat-Sorgun		-	-	-	-	-	-	-	-	-	-	-	1	-	-	-	-
Uşak-Merkez		-	-	-	-	-	-	-	-	-	-	-	1	-	-	-	-
Yozgat-Çekerek		-	-	-	-	-	-	-	-	-	-	-	1	-	-	-	-
Kırklareli-Merkez		-	-	-	-	-	-	-	-	-	-	-	1	-	-	-	-
Bursa-Osmangazi		-	-	-	-	-	-	-	-	-	-	-	1	-	-	-	-
Sivas-Merkez		-	-	-	-	-	-	-	-	-	-	-	1	-	-	-	-
Samsun-Çarşamba		-	-	-	-	-	-	-	-	-	-	-	1	-	-	-	-
Gazinatep-Şahinbey		-	-	-	-	-	-	-	-	-	-	-	1	-	-	-	-
Tokat-Turhal		-	-	-	-	-	-	-	-	-	-	-	1	-	-	-	-
Antalya-Merkez		-	-	-	-	-	-	-	-	-	-	-	1	-	-	-	-
Afyonkarahisar-Merkez		-	-	-	-	-	-	-	-	-	-	-	1	-	-	-	-
İğdir-Merkez		-	-	-	-	-	-	-	-	-	-	-	1	-	-	-	-
Ardahan-Merkez		-	-	-	-	-	-	-	-	-	-	-	1	-	-	-	-
Kayseri-Kocasinan		-	-	-	-	-	-	-	-	-	-	-	1	-	-	-	-
Konya-Akşehir		-	-	-	-	-	-	-	-	-	-	-	1	-	-	-	-
Diyarbakır-Merkez		-	-	-	-	-	-	-	-	-	-	-	1	-	-	-	-
Aydın-Nazilli		-	-	-	-	-	-	-	-	-	-	-	1	-	-	-	-
Tokat-Merkez		-	-	-	-	-	-	-	-	-	-	-	1	-	-	-	-
Antalya-Alanya		-	-	-	-	-	-	-	-	-	-	-	1	-	-	-	-
Adana-Yüreğir		-	-	-	-	-	-	-	-	-	-	-	1	-	-	-	-
Kırklareli-Merkez		-	-	-	-	-	-	-	-	-	-	-	1	-	-	-	-



